



*Towering over Interstate 80, the Great Platte River Archway Monument near Kearney delivers a one-of-a-kind interactive experience. TITLE: Arch BY: J. Nabb*

# NEBRASKA HIGHWAY SAFETY ANNUAL REPORT 2006



# NEBRASKA'S

Section 402, 157 Incentive, 163,  
405, 408, 410, 1906, 2010  
Highway Safety Program

## ANNUAL EVALUATION REPORT

October 1, 2005 – September 30, 2006

**Nebraska Office of Highway Safety  
P.O. Box 94612  
301 Centennial Mall South  
Lincoln, Nebraska 68509**

Dave Heineman, Governor  
State of Nebraska

Beverly Neth, Director  
Nebraska Department of Motor Vehicles

Fred E Zwonechek, Administrator  
Nebraska Office of Highway Safety

[www.dmv.state.ne.us/highwaysafety](http://www.dmv.state.ne.us/highwaysafety)



# Table of Contents

<b>Executive Summary</b> .....	1
Introduction .....	1
Methods .....	1
Results .....	2
Overall Goal.....	2
Alcohol-Related.....	3
Occupant Restraint Use .....	4
Child Restraint Use.....	5
Speed-Related .....	6
Youth-Related.....	7
All Other Factors .....	8
Conclusions .....	9
<b>Nebraska Annual Evaluation Report Summary</b> .....	10
<b>Financial Summary</b> .....	11
<b>Annual Report of Individual Project Activity List</b> .....	12
<b>Annual Reports</b> .....	13 to 100

# Executive Summary

## Introduction

- The Nebraska Office of Highway Safety was established in 1967 to coordinate, develop, and implement Nebraska's annual traffic safety plan in accordance with the Federal Highway Safety Act of 1966. Under the Act, the Governor shall designate the Governor's Highway Safety Representative whose responsibility is to oversee the state's annual federal highway safety allocation to reduce traffic-related injuries and fatalities.
- During FY2006, a total of \$3,814,373 was expended from federal highway safety funding allocations sections 402, 157 Incentive, 157 Innovative, 163, 405, 408, 410, 1906, 2010 to a total of 471 individual projects and 56 grants. Seventy-three percent of the funds were awarded to directly benefit local, county, municipal government agencies, and local non-profit organizations. The remainder was awarded to state agencies for traffic safety projects.
- The purpose of the plan is to identify and prioritize Nebraska's traffic safety problems that are contributing to traffic-related injuries and fatalities. The Plan establishes those priority problems and identifies the best opportunities to reduce traffic-related injuries and fatalities. The Plan also includes those system support activities that are necessary to carry out those direct impact projects.

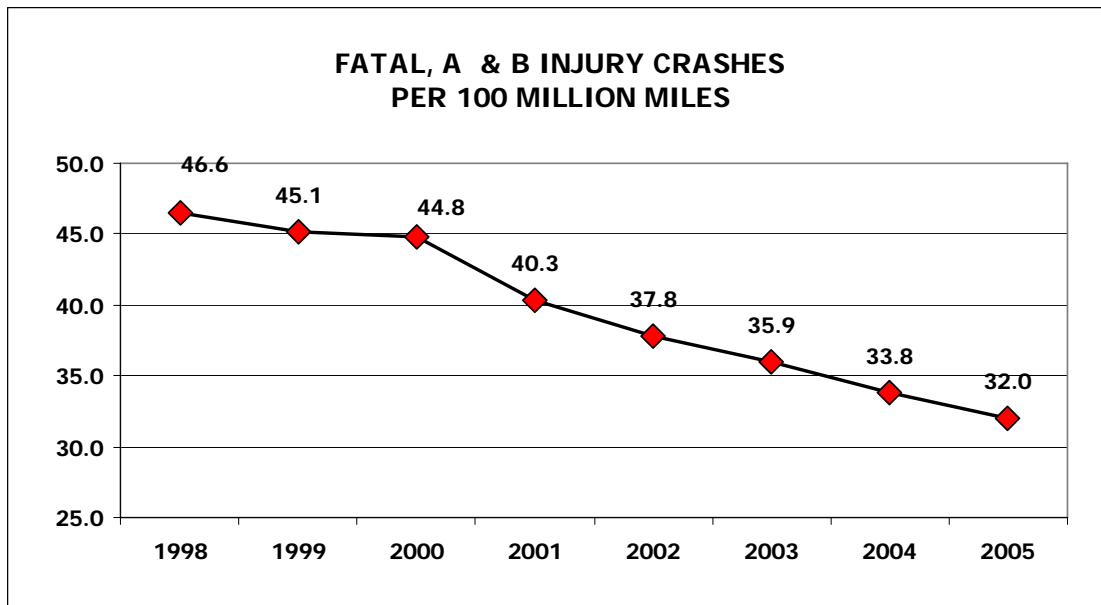
## Methods

- Utilizing Nebraska data for fatal and injury (A and B type) crashes, four-priority emphasis areas have been identified: 1) Alcohol-related crashes; 2) Occupant Restraint Use; 3) Speed-related crashes, and 4) Youth (ages 16 to 20) related crashes. A fifth emphasis area (Other Factors) is utilized to address other issues when appropriate.
- A total of 32 counties have been identified as priority counties and are given first consideration for grant awards and project activity. Remaining counties are considered for special programs and for assistance.
- Measurable goals and objectives are determined using at least three years of historical data. The annual goals are selected using expected trends.
- Individual grants are awarded based upon the quality of problem identification and the outcome performance expected while implementing strategies and activities.

## Results

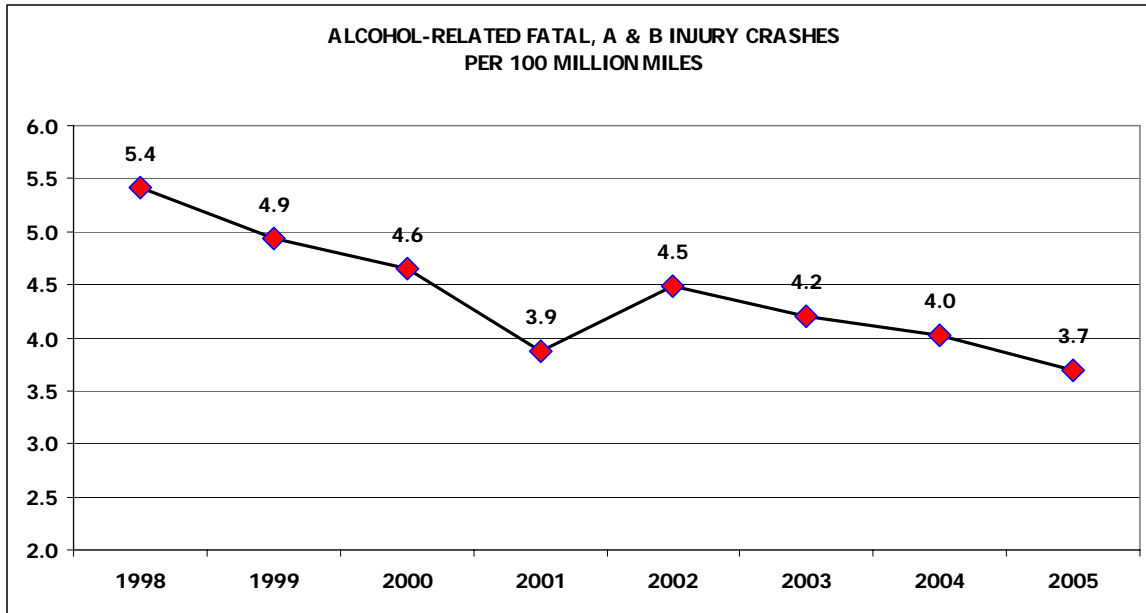
- The overall goal of the Plan was to reduce **Fatal, A and B Injury Crashes** by 4% (5,547) in FY2006.

	1998	1999	2000	2001	2002	2003	2004	2005
<b>All Crashes (Fatal, A &amp; B)</b>	8,016	7,930	7,908	7,237	6,916	6,682	6,305	6,051
<b>Crash Rate</b>	46.6	45.1	44.8	40.3	37.8	35.9	33.8	32.0



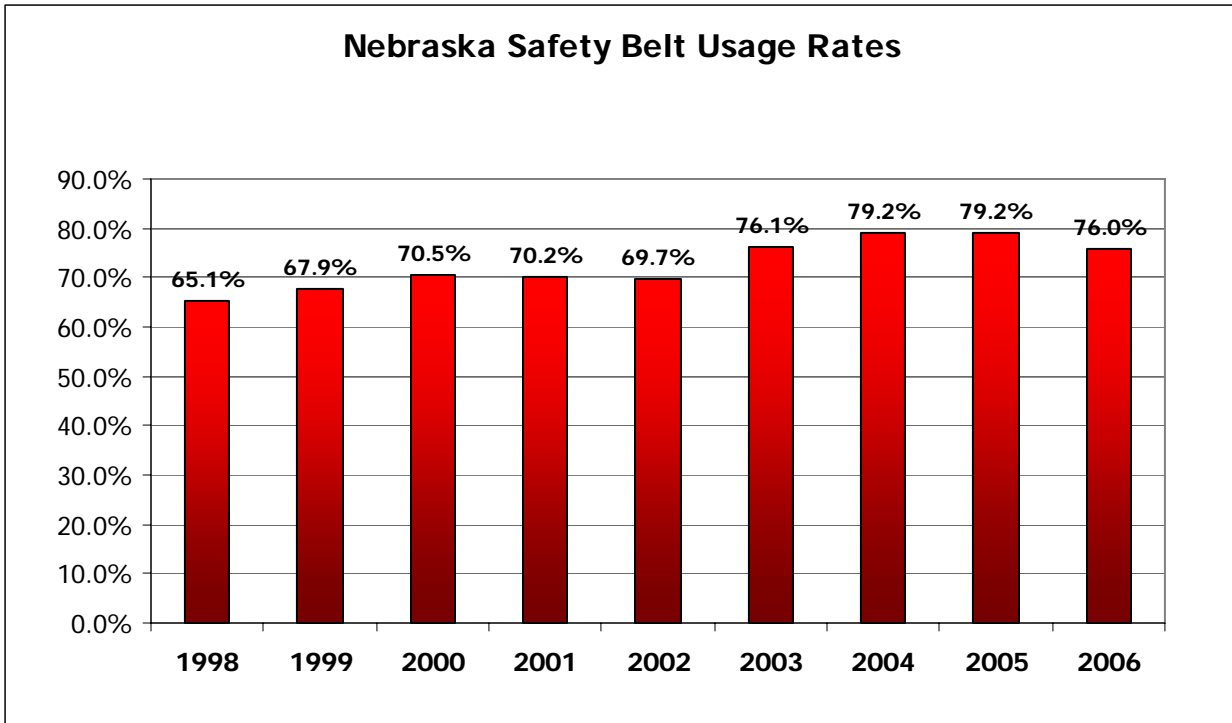
- The goal was to reduce **Alcohol-Related Fatal, A and B Injury Crashes** by 4% (721).

	1998	1999	2000	2001	2002	2003	2004	2005
<b>Alcohol Crashes (Fatal, A &amp; B)</b>	932	866	820	694	820	781	748	698
<b>Alcohol Crash Rate</b>	5.4	4.9	4.6	3.9	4.5	4.2	4.0	3.7

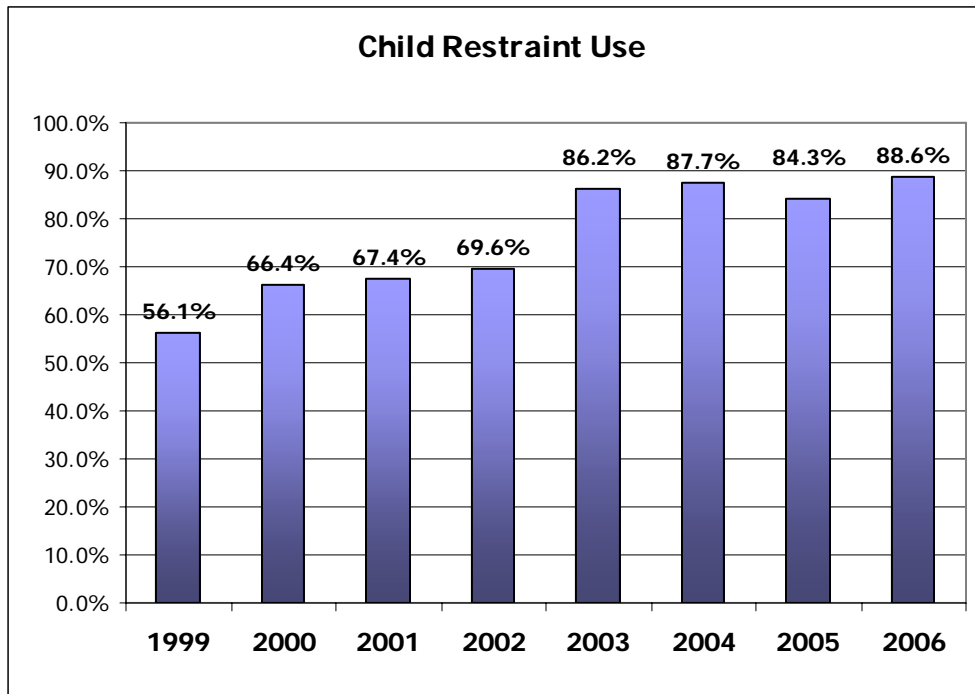


Partnered with BlueCross/BlueShield of Nebraska and Lamar Outdoor Advertising to produce 48 billboards with the message "Keep Your Memories Alive, Don't Drink and Drive". The billboards were posted for 6 weeks starting in November 2005 for National Drunk & Drugged Driving (3D) Prevention Month in Omaha, Lincoln, North Platte, Hastings, Grand Island, and Kearney.


- The goal was increased safety belt usage to 82.8%. The observed **Occupant Restraint Use** in 2006 decreased from the previous year by 3.2% to 76.0%.



**Child Restraint Use** for children under age six increased from 84.3 % in 2005 to 88.6% in 2006. The 2006 rate is highest observed rate achieved since 1999 with the first observed rate of 56.1%, which is a 32.5% increase since this series of surveys began.



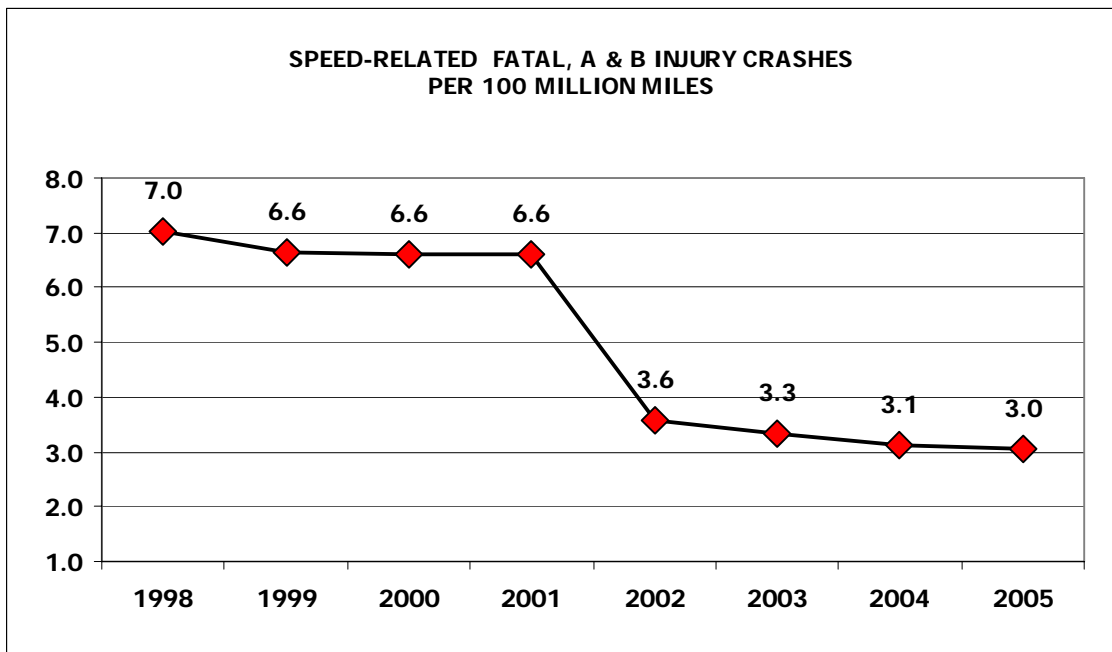
A Hispanic community child safety seat check event sponsored by Safe Kids was conducted in Lincoln. A total of 38 child safety seats were inspected. Twenty-five seats distributed. There were 7 technicians and 10 volunteers for translation services and greeters.





- The FY2005 goal was to reduce **Speed-Related Fatal, A and B Injury Crashes** by 4% (449). The number of speed-related fatal, A and B injury crashes decreased from 1,187 to 656 while the speed-related crash rate per 100 million vehicle miles traveled declined 44.7%. In 2002 a change on the crash report form field called "Contributing Circumstances, Driver" limited the number of selections from three to one.

	1998	1999	2000	2001	2002	2003	2004	2005
<b>Speed Crashes (Fatal, A &amp; B)</b>	1,212	1,168	1,167	1,187	656	622	581	576
<b>Speed Crash Rate</b>	7.0	6.6	6.6	6.6	3.6	3.3	3.1	3.0



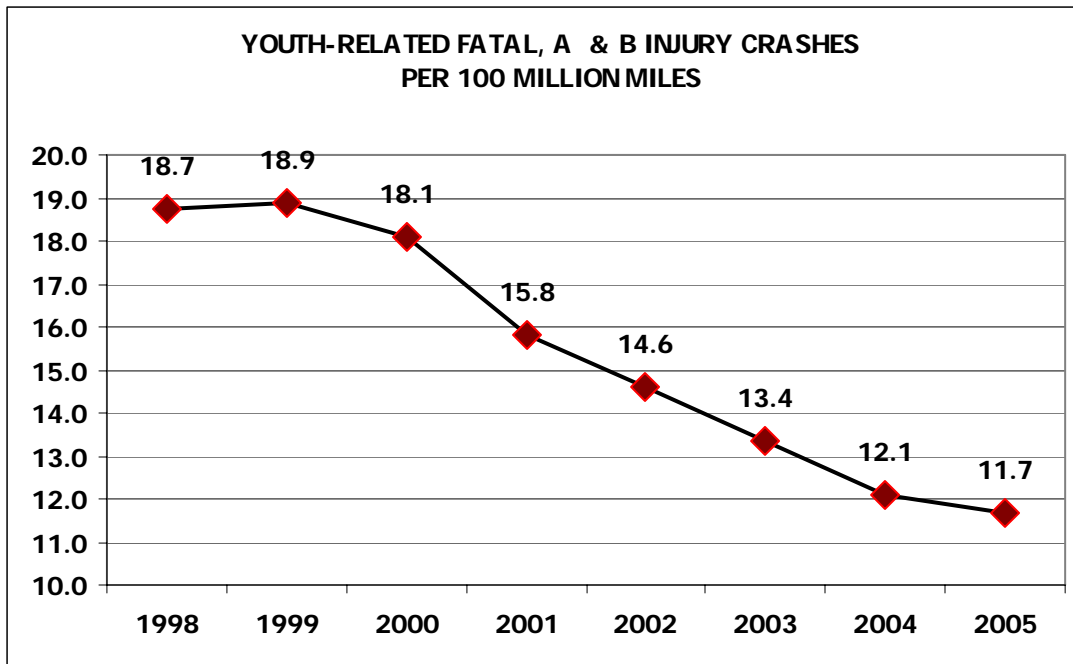
**Man Ejected Along Interstate 680**

Police said alcohol and speed were factors in this nighttime interstate crash. A 21 year old lost control, flipped his vehicle on an embankment and was ejected. His passenger suffered minor injuries. He was cited for reckless driving, DUI and not wearing a seat belt.

(Courtesy of KETV.com)

- The goal was to reduce **Youth-Involved Fatal, A and B Injury Crashes** for young people ages 16 through 20 by 4% (1,869). The number declined by 11.2% between 2003 and 2005. The number of crashes involving these drivers declined from 2,486 to 2,207.

	1998	1999	2000	2001	2002	2003	2004	2005
<b>Youth Crashes (Fatal, A &amp; B)</b>	3,226	3,320	3,193	2,841	2,672	2,486	2,253	2,207
<b>Youth Crash Rate</b>	18.7	18.9	18.1	15.8	14.6	13.4	12.1	11.7

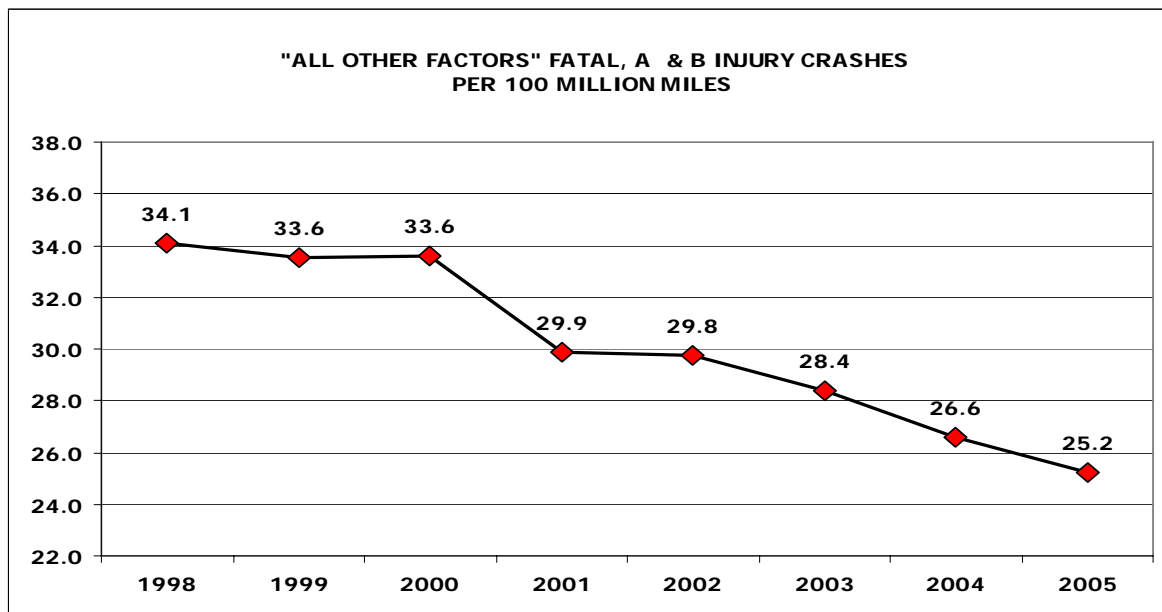


### **Crash on way to school**

Two teens on their way to school received injuries in a rollover crash around 8:15 a.m. According to the officer, the vehicle was traveling too fast for conditions, skidded on the gravel and left the roadway. The vehicle flew over a culvert before flipping end over end. Both the 16-year-old driver and 18-year-old passenger were treated and released. (Courtesy Washington County Pilot-Tribune & Enterprise)

- The goal was to reduce **"All Other Factors" Fatal, A and B Injury Crashes** (minus Alcohol and Speed) by 4% (4,377).

	1998	1999	2000	2001	2002	2003	2004	2005
<b>All Other Factors Crashes (Fatal, A &amp; B)</b>	5,872	5,896	5,921	5,356	5,440	5,279	4,976	4,777
<b>All Other Factors Crash Rate</b>	34.1	33.6	33.6	29.9	29.8	28.4	26.6	25.2



This photo shows the wreckage of a Lincoln County Sheriff Cruiser. Lincoln County Sheriff's Officer Deputy was injured in a roll over accident. A pickup truck was towing a Jeep and the jeep's top blew off onto the Interstate. The Deputy Sheriff swerved to miss the top and lost control. (Courtesy of North Platte Telegraph)



## Conclusions

While the 2006 crash data is unavailable at the time the annual report is due, progress is determined by comparing 2005 crash data with 2004 because initial program activity begins in 2005.

Between 2004 and 2005; fatal, A and B injury crashes; alcohol related and all other factors fatal and injury crashes reached or exceeded the 4% decrease goal.

Only the youth-related and speed-related fatal and injury crash totals failed to reach the 4% decrease goal. The observed driver and front seat passenger safety belt usage rate decreased by 3.2% from 79.2% in 2004 to 76.0% in 2005.

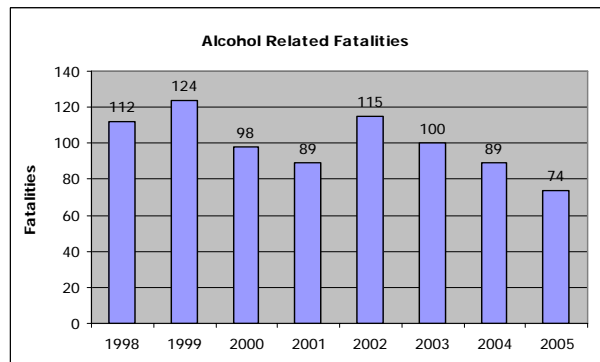
- In the FY2006 Highway Safety Plan, a more aggressive approach of goal setting was taken in several areas, including the overall goal.
- Observed occupant restraint use survey results: Children under age six (88.6%) and safety belt use for drivers and front seat passengers (76.0%).
- Fatal, A and B injury crashes continue to decrease in number from (6,305) in 2004 to (6,051) 4.0% in 2005.
- Alcohol-related fatal and serious injury crashes decreased by 6.7% from the previous year (748 to 698).
- Speed-related fatal and injury crashes decreased by 0.9%, from 581 to 576 in 2005.
- Youth-related fatal and injury crashes decreased by 2.0%, decreased 2,253 to 2,207.
- All Other Factors fatal and injury crashes decreased by 4.0%, from 4,976 to 4,777.
- While the total miles driven increased by 1.7 percent in Nebraska during 2005, the number of fatal crashes decreased (3.9%) along with a decline in injury crashes (6.8%) and the number of persons injured declined from 21,315 in 2004 to 19,827 in 2005. The total number of reported crashes decreased by 4.0% from 37,227 in 2004 to 35,739 in 2005.
- Nebraska experienced success in reducing the total number of reported crashes and injuries while the number of miles driving increased. Traffic deaths increased by 8.7% (254 in 2004 to 276 in 2005) while the traffic fatality rate reached 1.46 per 100 million vehicle miles. The number of people injured decreased by 7.0% from the previous year.

Percent Comparison for Annual Report 2006	2004	2005	2004/2005 Difference
Fatal, A & B Crashes	6,305	6,051	-4.0%
Alcohol-Related FAB	748	698	-6.7%
Speed Related FAB*	581	576	-0.9%
Youth-Involved FAB	2,253	2,207	-2.0%
All Other Factors	4,976	4,777	-4.0%
	2005	2006	2005/2006 Difference
Occupant Restraint Use	79.2	76.0	-3.2
Child Restraint Use	84.3	88.6	4.3
	2004	2005	2004/2005 Difference
Miles Driven	18,630	18,938	1.7%
Fatal Crashes	229	238	3.9%
Injury Crashes	14,363	13,389	-6.8%
Total Injury Crashes	37,227	35,739	-4.0%
People Injured	21,315	19,827	-7.0%
People Killed	254	276	8.7%

Red Shows Decrease  
Blue Shows Increase  
\*Speed changes on crash report began in 2002

# Nebraska Annual Evaluation Report Summary

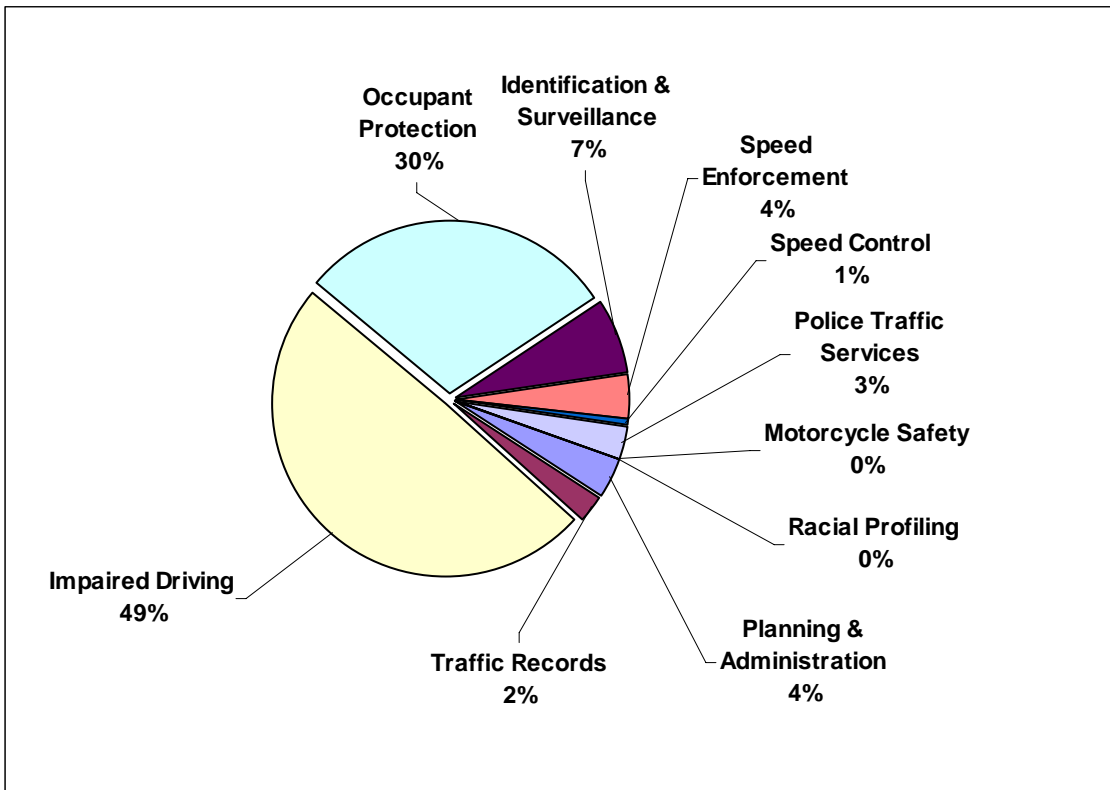
Nebraska Annual Comparative Data								
					Progress Report Data CY2002 - 2005			
	1998	1999	2000	2001	2002	2003	2004	2005
<b>Fatalities (F)</b>	315	295	276	246	307	293	254	276
<b>Serious Injuries (Defined as: Disabling Injury (A) )</b>	2,515	2,508	2,524	2,421	2,431	2,232	2,107	2,053
<b>Fatalities &amp; Serious Injuries Combined (F/A)</b>	2,830	2,803	2,800	2,667	2,738	2,525	2,361	2,329
<b>Vehicles Miles (Millions)</b>	17,219	17,570	17,637	17,940	18,281	18,592	18,630	18,938
<b>Fatality Rate/(100 million VMT)</b>	1.8	1.7	1.6	1.4	1.7	1.6	1.4	1.4
<b>Fatality &amp; Serious Injury Rate / (100 million VMT)</b>	16.4	16.0	15.9	14.9	15.0	13.6	12.7	12.3
<b>Population</b>	1,636,885	1,674,074	1,711,263	1,711,263	1,711,263	1,711,263	1,738,189	1,758,787
<b>Fatality Rate /100K Population</b>	19.2	17.6	16.1	14.4	17.9	17.1	14.6	15.7
<b>Fatality &amp; Serious Injury Rate /100K Population</b>	172.9	167.4	163.6	155.8	160.0	147.6	135.8	132.4
<b>Alcohol Related Fatalities</b>	112	124	98	89	115	100	89	74
<b>Alcohol Related Fatalities as a Percentage of All Fatalities</b>	35.6%	42.0%	35.5%	36.2%	37.5%	34.1%	35.0%	26.8%
<b>Alcohol Related Fatality Rate /( 100 million VMT)</b>	0.65	0.71	0.56	0.50	0.63	0.54	0.48	0.39
<b>Percent of Population Observed Using Safety Belts*</b>	65.1%	67.9%	70.5%	70.2%	69.6%	76.1%	79.2%	79.2%
<b>Percent of unbelted drivers and occupants seriously injured or killed in a crash</b>	56.9%	56.3%	52.6%	55.6%	54.8%	45.7%	54.0%	52.1%
*Safety belt percentages from "The Buffalo Beach Company" statewide observation Safety Belt Use Surveys								



# Financial Summary

## Summary of Fiscal Year 2006 Countermeasure Programs

<b>SECTION 402 FUNDING</b>	<b>\$1,917,192.36</b>
<b>SECTION 157/SEAT BELT INCENTIVE</b>	<b>\$71,864.95</b>
<b>SECTION 157/SEAT BELT INNOVATIVE</b>	<b>\$27,496.48</b>
<b>SECTION 163/.08</b>	<b>\$386,779.44</b>
<b>SECTION 405/OCCUPANT PROTECTION</b>	<b>\$803,225.47</b>
<b>SECTION 408/STATE TRAFFIC SAFETY INFORMATION SYSTEM IMPROVEMENTS</b>	<b>\$22,706.81</b>
<b>SECTION 410/ALCOHOL IMPAIRED DRIVING COUNTERMEASURES</b>	<b>\$585,107.90</b>
<b>SECTION 1906/PROHIBIT RACIAL PROFILING</b>	<b>\$0.00</b>
<b>SECTION 2010/MOTORCYCLIST SAFETY GRANTS</b>	<b>\$0.00</b>



## Annual Reports of Individual Project Activity

06-01	Planning and Administration.....	13
06-02	Auditing.....	16
06-03	Occupant Protection/Program Coordination.....	17
06-04	Occupant Protection Public Information and Education.....	19
06-05	Holt County Safe Communities.....	21
06-06	Hamilton County ACTS – Achieving Community Traffic Safety.....	23
06-07	Colfax CLICS – Citizens Link Increasing Community Safety.....	25
06-08	Trauma Outreach Injury Prevention.....	27
06-09	Alcohol/Program Coordination.....	29
06-10	Alcohol Public Information and Education.....	31
06-11	Alcohol Equipment Support.....	33
06-12	Selective Overtime Enforcement – Alcohol.....	35
06-13	MADD Court Monitoring Program.....	36
06-16	Operation Maddness Part II.....	38
06-17	Project Night Life.....	40
06-18	Think B4U Wink.....	42
06-19	Youth Public Information and Education.....	44
06-20	DWI Prosecution Enhancement.....	46
06-21	Youth/Program Coordination.....	48
06-23	Traffic Safety/Program Coordination.....	50
06-24	Traffic Safety Public Information and Education.....	52
06-25	Traffic Training.....	54
06-26	Traffic Enforcement Training.....	55
06-27	Selective Overtime Enforcement – Traffic.....	56
06-28	Merrick County MoVeS.....	57
06-29	La Vista Police Motorcycle.....	59
06-30	Traffic Records.....	61
06-31	Computer System.....	62
06-32	Speed/Program Coordination.....	63
06-33	Selective Overtime Enforcement – Speed.....	65
06-34	Speed Equipment.....	66
06-35	Speed Public Information and Education.....	67
06-38	Nebraska Seatbelt Coalition.....	69
06-39	Nebraska CODES.....	71
157-06-1	Child Passenger Safety.....	73
163-06-3	Administrative License Revocation Hearing Appeal Support.....	75
163-06-4	Alcohol Equipment.....	77
163-06-5	Alcohol Countermeasures.....	78
163-06-6	Traffic Safety/ P.I. E.....	No Activity
163-06-7	Restraint Countermeasures.....	79
163-06-8	Traffic Safety Equipment.....	81
163-06	Nebraska State Patrol Expenditures.....	82
405-06-1	Occupant Protection Challenge.....	84
405-06-2	Inspection Stations.....	86
405-06-3	Selective Overtime Enforcement – Occupant Protection.....	88
405-06-4	Occupant Restraint Surveys.....	90
405-06-5	Occupant Restraint Electronic Media.....	92
405-06-6	Occupant Restraint Information Support.....	94
408-06-1	Traffic Records System Support.....	96
410-06-2	In-Car Videos.....	97
410-06-3	Breath Testing Equipment.....	98
410-06-4	Drug Recognition Expert (DRE) Training and Re-Certification.....	99
1906-06-1	Profiling System Support.....	No Activity
2010-06-1	Motorcycle /P.I. E.....	No Activity
2010-06-2	Enforcement Rider Training.....	No Activity
2010-06-3	Rider Training Support.....	No Activity

**Planning and Administration  
Nebraska Office of Highway Safety**

06-1

Program Areas:	Planning and Administration
Project Characteristics:	Program Support and Coordination
Type of Jurisdiction:	Statewide
Jurisdiction Size:	1.7 Million
Target Population:	General Population

**Problem Identification:**

The Nebraska Office of Highway Safety (NOHS), a division of the Nebraska Department of Motor Vehicles (DMV), is responsible for developing and implementing effective strategies to reduce the state's rates of traffic related injuries and fatalities. These strategies may take the form of stand-alone projects/activities or more comprehensive long-term programs. The NOHS Administrator is responsible for the administration and management of federal highway safety funding. In addition the NOHS is also responsible for administering the state's Motorcycle Safety Act and the state's traffic diversion program oversight.

The Director of the Nebraska Department of Motor Vehicles serves as the Governor's designated Highway Safety Representative, while the NOHS Administrator fulfills the role of the state's coordinator of federal funding activity.

**Goal and Objective:**

The overall goal is to reduce fatal, A and B injury crashes by 4% (5,547) in 2006.

The objective of this project is to provide salary, benefits, travel, office expenses, training, memberships, etc. to perform the administrative, accounting, and staff assistant functions required to conduct the activities outlined in *Nebraska's "Performance-Based" Strategic Traffic Safety Plan*.

**Strategies and Activities:**

- To provide direct supervisory and management responsibility to the highway safety program by the Administrator. Completed on a daily basis.
- To provided coordination support to all contractors (external, internal and FHWA) receiving federal funds. Provided for the administrative activity, coordination of highway safety activity, and technical support of federal highway safety funds allocated to Nebraska. As required the State of Nebraska does provide dollar for dollar match of the planning and administrative costs of highway safety.
- Determined Nebraska's traffic problems, goals, and project/activity/program emphasis in the planning process of the *Nebraska "Performance-Based" Strategic Traffic Safety Plan*. Completed prior to submitting *Traffic Safety Plan* for FY2007.
- Prepared problem identification, performance goal selection, and program, project and activity selection process for the FY2007 *Nebraska "Performance-Based" Strategic Traffic Safety Plan*. Completed prior to solicitation of projects.
- Solicited, negotiated, and processed projects in identified priority area to meet the performance goals of the FY2007 *Nebraska "Performance-Based" Strategic Highway Traffic Safety Plan*. Completed prior to submitting the FY2007 *Nebraska "Performance-Based" Strategic Highway Traffic Safety Plan*.
- Attended highway safety seminars, conferences, workshops, meetings, training, etc. pertaining to traffic safety. Attended/participated in the following conferences, meetings and workshops:

- 50<sup>th</sup> Anniversary of the Interstate Event
- AAMVA Older & Medically Impaired Drivers Conference
- ATA News Conference and Lunch
- At-A-Glance Workshop, Substance Abuse Prevention Conference
- Attorney General News Conference
- Automated/Paperless Citation System Information Meeting



Becker Foundation Dinner & Fundraiser  
 BUIYT Planning Team Conference Calls  
 Central Region Law Enforcement Team Workshop  
 Child Passenger Safety Planning Meeting  
 Child Passenger Safety Training Awards Luncheon  
 Click It. Don't Risk It. Meeting  
 CODES Report Meeting  
 Nebraska Department of Roads Consultant Review  
 DMV Budget Meeting and DMV Legislative Meeting  
 Driver License Examiners and Outside Employment Meeting  
 Driver Safety Summit Meeting  
 DWI Paperwork Reduction Act Meeting  
 Epidemiologist and Alcohol Data Meeting  
 GHSA Business Meeting and Conference in Oklahoma City  
 Health & Human Services System Meeting on Proposed Regulations for Controlled Substances & Blood  
 Health & Human Services System Workforce Development Meeting  
 Holdrege Rotary Club Meeting  
 Independence Center 35<sup>th</sup> Anniversary Celebration  
 Independence Center Advisory Committee  
 Independence Center Volunteer Recognition Dinner  
 Interagency Safety Leadership Group Meeting  
 Interagency Safety Working Committee  
 Iowa Traffic Records Assessment  
 KHAS Reporter Meeting  
 Lancaster County CODES Demonstration  
 La Vista Police Department Grant Meeting  
 Legislative Symposium at the Governor's Mansion  
 Legislative Symposium with Department of Motor Vehicles  
 Lifesavers 2006 National Conference on Highway Safety Priorities Workshop on Emerging Issues  
 Nebraska Local Technical Assistance Program on Traffic Records Assessment  
 MADD - Tie One On for Safety Kick-Off – Lancaster County  
 MADD Nebraska State Organization Meeting  
 MADD Outstanding Law Enforcement Award Ceremony  
 MADD Press Conference on LB925  
 MADD State Board Meeting  
 MADD/NHTSA Regional Law Enforcement Leadership Summit in Denver  
 Meth Communications Campaign News Conference Meeting  
 Motivational Media Meeting  
 Nebraska Advocates for Highway Safety Meetings  
 Nebraska CODES Advisory Committee Meeting  
 Nebraska County Attorneys Association Fall Training Seminar  
 Nebraska Law Enforcement Underage Enforcement Training with Grand Island Police Dept.  
 Nebraska Law Enforcement Underage Enforcement Training with Papillion Police Dept.  
 Nebraska Partners In Prevention, Advisory Meeting, Policy and Strategic Planning Work Group & Workforce Development Leadership Team  
 Nebraska Preventive Health Advisory Committee Meeting  
 Nebraska Safety Council Board of Directors Meeting, Legislative Meeting and Traffic Committee Meeting  
 Nebraska Strategic Highway Safety Plan-Identification of Critical Strategies Workshop Omaha Safety Council Awards Luncheon  
 Nebraska Trucking Association Dinner and Nebraska Trucking Awards Review  
 NHTSA Central Region State Conference Calls  
 NHTSA Management Review Meeting  
 NOHS Project Application Review and NOHS Strategy Meeting  
 Omaha Prosecutor's Workshop

OSHA Partnership Discussion Meeting  
 Participated in the "You Drink & Drive. You Lose." Media Campaign  
 Pinnacle Sports Meeting  
 PIO Luncheon at Governor's Mansion  
 Position Interviews  
 Project Extra Mile - Survey Results News Conference  
 Project Extra Mile - Underage Drinking Task Force Advisory Meeting  
 Project Extra Mile - Underage Drinking Town Hall Meeting in Syracuse  
 Project Extra Mile Enforcing Underage Drinking Laws Program & Audio Conferences  
 Project Extra Mile Recognition Awards in Omaha  
 Radio Station Interview  
 Regional Meeting, NHTSA, Central Region  
 Research Associates Meeting  
 Safety Center Traffic Committee Meeting  
 Sarpy County STOP Meeting  
 Saunders County Project Extra Mile Coalition Meeting  
 Seat Belt Survey Meeting  
 Strategic Highway Safety Plan Peer Exchange, in Phoenix, AZ  
 Traffic Records Assessment  
 Traffic Safety Research Forum  
 Transportation Research Bureau Committee on Alcohol, Other Drugs, and Transportation Meeting  
 University of Nebraska - Kearney Safety Center Advisory Council Meeting  
 University of Nebraska - Lincoln Project Meeting  
 University of Nebraska Engineering Class Speaking Engagement

- Reviewed and kept updated of NHTSA Rules and Regulations regarding 402 funds involving traffic safety. A review of the NHTSA Rules and Regulations were completed as necessary.
- The accountant provided information to the State and Federal budget officers regarding all federal funding activity. This includes activity on the Office of Justice Programs system, Grant Tracking System, Progress Vouchers, Internal and External Claims, Change Orders, Audits, etc.
- The necessary staff assistant's duties (typing, mailing, etc. as requested) to allocated 100% of time of which 50% is 402 funded. All of the staff assistant's duties were completed along with additional activities with the audiovisual library, mass mailings for "Buckle Up In Your Truck", "Click It or Ticket" and "You Drink & Drive. You Lose." mobilization, Nebraska Advocates for Highway Safety meeting, process press release mailings for equipment, enforcement and education information, etc. Clip daily the newspaper articles regarding highway safety. Processed mail, newspaper clippings, office supplies, etc. Mailed Fatal Vision goggles, brochures, Vince and Larry costumes and audiovisual requests. Sent out requests for brochures, supplies and videotapes.
- Provided assistance and support in the development of the *Nebraska "Performance-Based" Strategic Traffic Safety Plan*. The *Nebraska "Performance-Based" Strategic Traffic Safety Plan* was completed and sent to NHTSA Central Region office on August 29, 2006.

**Result:**

The fatal, A and B injury crash data for FY2006 is unavailable from the Nebraska Department of Roads.

<b>Funding:</b>	Section 402:	\$132,632.67
	State:	\$132,698.81
	Total Cost:	\$265,331.48

**Contact:** Linda Kearns, Nebraska Office of Highway Safety, P.O. Box 94612, Lincoln, NE 68509  
 Telephone: 402/471-2515 FAX: 402/471-3865 Email: [linda.kearns@dmv.ne.gov](mailto:linda.kearns@dmv.ne.gov)

**Auditing  
Nebraska Office of Highway Safety**

**06-2**

Program Areas:	Planning and Administration
Project Characteristics:	Program Support
Type of Jurisdiction:	Statewide
Jurisdiction Size:	1.7 Million
Target Population	General Population

**Problem Identification:**

The State Auditor of Public Accounts will audit the Nebraska Office of Highway Safety's projects and it is necessary to provide funding. There is also the uncertainty of having a "Class P" audit conducted on any federal funded highway safety projects. This contract provides for the activities outlined in Nebraska's Performance Based Strategic Traffic Safety Plan in accordance with State and Federal guidelines.

**Goal and Objectives:**

The goal is to have funds available for auditing costs of federal Section 402, 405, 408, 410, 157 Incentive, 157 Innovative, 163 Incentive, 1906, 2010 and OJJDP funded projects.

To provide auditing costs for Section 402, 405, 408, 410, 411, 157 Incentive, 157 Innovative, 163 Incentive, 1906, 2010 and OJJDP funded projects.

To provide all expenditures resulting in an audit of Section 402, 405, 408, 410, 411, 157 Incentive, 157 Innovative, 163 Incentive, 1906, 2010 and OJJDP funded projects.

**Strategies and Activities:**

- o The Auditor of Public Accounts performed random audit of Highway Safety Division's grant activity and expenditures. Audits costs were charged to Nebraska Office of Highway Safety. Payments were made in March and November 2006.

**Result:**

A process billing for auditing services rendered in connection with the Department of Motor Vehicle's federal funds Fiscal Year 2004 and 2005.

<b>Funding:</b>	Sections 402:	\$2,750.00
<b>Contact:</b>	John Ways Sr., Nebraska Office of Highway Safety, P.O. Box 94612, Lincoln, NE 68509	
	Telephone: 402/471-2515	FAX: 402/471-3865      Email: <a href="mailto:john.ways@dmv.ne.gov">john.ways@dmv.ne.gov</a>

**Occupant Protection/Program Coordination  
Nebraska Office of Highway Safety**

**06-3**

Program Area:	Occupant Protection
Project Characteristics:	Program Support
Type of Jurisdiction:	Statewide
Jurisdiction Size:	1.7 million
Target Population	Driver Population

**Problem Identification:**

Nebraska is predominantly rural with a population of 1.7 million people. There are 1.3 million licensed drivers and 2 million registered vehicles. Traffic crashes are a daily occurrence resulting in approximately 8,352 injured persons annually (includes Type A-disabling and Type B-visible, but not disabling injuries). In 2004, 6,305 fatal, A and B injury crashes occurred, killing 254 people and injuring another 8,098 people.

The NOHS uses statewide observation survey's to determine safety belt usage for drivers and front seat passenger. Usage during the years 2003-2005 was observed at 76.1%, 79.2% and 79.2%. The "Safety Belt Use in Nebraska in 2005" observation (79.2%) was increase of 9.5% from the 2002 observed rate of 69.7%, and 3.5% from the 2003 while remained the same as 2004. With the reintroduction of the state belt law, public information and education efforts, combined with section 402, 157, and 405, it is necessary to have enforcement support programs to increase the usage rate.

Child safety seat usage conducted in 2002 with an observed usage rate of 69.6% to a rate of 86.2% in 2003 (an increase of 16.6%). In 2005 the child safety seat usage decreased by 3.4% (84.3%) from the 87.7% in 2004 which shows their needs to be continual improvement of child safety seat usage. Although the child safety seat usage rose dramatically, child safety seat check-up events show there is still misuse of child safety seats.

Violations for No Occupant Protection resulted in 8,353, 8,062 and 6,398 convictions in 2002-2004. In addition, violations for No Child Restraint resulted in 1,728, 2,063, and 1,854 convictions in 2002-2004.

Occupant protection activities will be coordinated through the NOHS to insure continuity, uniformity, and comprehensiveness in this area and will focus in the thirty-two counties that have been identified as "target" or "priority" counties.

**Goal and Objective:**

The overall goal is to increase the occupant restraint usage to 82.8% in FY2006.

The objective of this project is to provide salary, benefits, travel, office expenses, etc. for NOHS staff to conduct the activities outlined in the *Nebraska's "Performance-Based" Strategic Traffic Safety Plan*, October 1, 2005 through September 30, 2006.

**Strategies and Activities:**

- Provided coordination support and assistance to occupant protection projects involving funds from Federal Section 402, 405, and 157 funds. Funding was provided for salaries/benefits, communication expenses, building rent/assessment, vehicle rent/lease, travel expenses, etc.
- Conduct desk monitoring and on-site visits to occupant protection project. The following occupant protection projects were targeted: Occupant Protection/Program Coordination; Occupant Protection/Public Information & Education, Holt County Safe Communities, Colfax CLICS (Colfax County), Hamilton County Acts, Trauma Outreach Injury Prevention, Merrick County MoVeS, Nebraska Seatbelt Coalition, Occupant Protection Challenge (405), Inspection Stations (405), Occupant Protection/Selective Overtime (405), Occupant Restraint Surveys (405), Occupant Restraint Electronic Media (405), Occupant Restraint Information Support (405), Child Passenger Safety (157 Incentive), and Overtime/Locals (157 Innovative).

- Assisted and provided technical occupant protection data, reports, and information to contractors, law enforcement agencies, NOHS staff, the public, legislature, etc. as needed.
- Attend highway safety seminars, conferences, workshops, meetings, training, etc. to promote occupant protection update information. Highway Safety personnel attended the following activities:
  - All Kids Drive Safe Press Conference in Grand Island
  - Central Region Pickup Truck (PUT) Initiative Planning Team Meetings & Conference Calls
  - Child Passenger Safety (CPS) Technician Training Class in Sidney, Grand Island, Norfolk, Lincoln, Omaha and Kearney
  - CPS Committee Conference Call
  - CPS Proclamation Signing
  - CPS Technician Update on May 24-25, 2006 in Kearney, Nebraska
  - Click It - Don't Risk It! Meeting with National Safety Council of Greater Omaha Chapter
  - ENCARE training held at LTAP on May 31, 2006
  - Good Samaritan CPS Technician Update in Kearney
  - Good Samaritan Hospital & University of Nebraska-John Underwood Presentation
  - Nebraska Safety Council Expo
  - Pinnacle Sports meeting Public Service Announcements
  - Safety Committee Meeting with Click It – Don't Risk It! staff
  - Seat Belt Survey Meeting
  - Site visits to the external projects: Colfax Clocs, Hamilton County Acts, Holt County Safe Communities, and Good Samaritan Hospital.
- Constructed tables, graphs, charts and other tabular and/or illustrative materials to present visual summary of analyzed specific data (occupant protection-related statistics) as needed and installed on the website.
- Reviewed and updated of NHTSA Rules and Regulations regarding 402, 157, and 405 federal funding. Completed applications for each specific federal fund along with annual reports.
- Perform all routine NOHS activities and assignments in regards to occupant protection requests, surveys, reports, etc. Completed mini-grants regarding occupant restraint requested by law enforcement agencies, organizations, and schools. Mailed "Click It or Ticket" (CIOT) Mobilization packets and press release, provide quarterly mailing to technicians, and setup BUYIT (Buckle Up in Your Truck) and CIOT Mobilizations. Processed Challenge awards to law enforcement agencies. Processed mini-contracts for the 2006 Lifesavers Conference. Read/reviewed permanent inspection station applications, posted child safety seat inspection stations on the website, processed applications for inspection station sites and supplied supplies. Processed contracts for seat belt and child safety seat observation surveys. Shipped "Don't Risk Your Child's Life" videos to technicians. Revised English/Spanish CPS law cards. Updated inspection station information for NHTSA website. Prepared and provided the technicians list for the "Safe Ride News" subscription. Sent out CPS Technician mailings.

**Results:**

The 2006 fatal, A, and B injury crash data from the Nebraska Department of Roads is unavailable at this time.

Nebraska's observed occupant protection usage rate decreased from 79.2% in 2005 to 76.0% in 2006, which is 6.8% short of the 82.8% goal of 2006. In 2006 the child safety seat usage increased by 4.3% (88.6%) from the previous year of 84.3%. The 2006 usage rate is the highest rate since this series of surveys began in 1999 (56.1%).

A comparison of 2003 "No Child Restraint" convictions (2,063) were compared to 1,854 in 2004 for a decrease of 10% and then compared to 2005 (1,715) for decrease of 16.8%. A comparison of 2003 "Occupant Protection" convictions (8,062) were compared to 6,399 in 2004 for a decrease of 20.6% and then compared to 2005 (6,841) for an increase of 6.9%.

<b>Funding:</b>	Sections 402:	\$58,438.76
<b>Contact:</b>	Linda Kearns, Nebraska Office of Highway Safety, P.O. Box 94612, Lincoln, NE 68509	
	Telephone: 402/471-2515	FAX: 402/471-3865      Email: <a href="mailto:linda.kearns@dmv.ne.gov">linda.kearns@dmv.ne.gov</a>

**Occupant Protection Public Information and Education  
Nebraska Office of Highway Safety**

06-4

Program Area:	Occupant Protection
Project Characteristics:	Educational Effort
Type of Jurisdiction:	32 Target Counties
Jurisdiction Size:	1,462,678
Target Population:	General Population

**Problem Identification:**

Nebraska is predominantly rural with a population of 1.7 million people. There are 1.3 million licensed drivers and 2 million registered vehicles. Traffic crashes are a daily occurrence resulting in approximately 8,352 injured persons annually (includes Type A-disabling and Type B-visible, but not disabling injuries). In 2004, 6,305 fatal, A and B injury crashes occurred, killing 254 people and injuring another 8,098 people.

The NOHS uses statewide observation surveys to determine safety belt usage for drivers and front seat passengers. Usage during the years 2003-2005 was observed at 76.1%, 79.2%, and 79.2%. Child safety seat usage surveys conducted in 2003-2005 observed 86.2%, 87.7%, and 84.3% usage. Although usage rose, child safety seat check-up events show the average misuse rate of child safety seats at 91%.

Violations for "No Occupant Protection" (no safety belt) resulted in 8,353, 8,062, and 6,398 convictions in 2002-2004. In addition, violations for "No Child Restraint" resulted in 1,728, 2,063, and 1,854 convictions in 2002-2004.

**Goal and Objectives:**

To increase the occupant restraint usage rate to 82.8% in FY2006. The objectives of this project are to increase knowledge of the general public regarding occupant restraints, and also to educate and motivate law enforcement about the importance of strict enforcement of occupant restraint laws so that the number of "No Child Restraint" and "No Occupant Protection" convictions increases by 5%.

**Strategies and Activities:**

- Produced/purchased and distributed 126,337 occupant restraint related materials (brochures, newsletters, signs, and other educational items). Approximately 86% (108,734) were distributed to organizations within the Target Counties.
  - Loaned 20 occupant restraint related videos to schools, law enforcement, and other organizations, of which three were used in Target Counties.
  - The DMV-NOHS website was maintained and updated throughout the period with current occupant restraint related facts, statistics, resources, and related links.
  - Provided copying, postage, and shipping boxes for occupant restraint related materials.
  - Acquired 25,000 Vince & Larry stickers with the message "Don't Be a Dummy...Wear Your Seat Belt".
  - Acquired 1,000 "Buckle Up, It's the Law" parking lot signs, and 1,000 "For Parking Lot Use Only" stickers.
  - "Click It or Ticket" and "Buckle Up In Your Truck" Mobilizations: MAY 2005, mailed 366 planning packets to law enforcement agencies statewide. Television and radio ads were produced (NHTSA contractor handled distribution) to heighten awareness of the mobilizations.
  - Acquired "Buckle Up In Your Truck" promotional materials. 3,750 note pads, 1,000 posters and 500 ad slicks.
  - Awarded a mini-grant to the Schuyler Fire Department for an awareness program by Dave Long "The Airbag Detective.

- Awarded a mini-grant to the Nebraska Sheriff's Association for "Searching For Safety" program held in conjunction with the Nebraska State Fair.
- Provided on loan the Vince and Larry crash dummy costumes to organizations for 32 various school and community events. 27 of the events (84%) were held in target counties. The Buckle Bear costume was utilized for 2 events, 1 in a target county. The airbag and various banners were used for 9 events, all in target counties.
- "2006 Annual Nebraska Safety Belt Survey" usage was 76.0%. Motorcycle helmet usage was 72.1% legal, 27.8% deemed illegal, and .1% not wearing helmets.  
"2006 Observational Survey of Nebraska Child Safety Seat Use" usage of child safety seats/boosters was 88.6%.
- Contracted with Host Communications (formerly Pinnacle Sports) for public service announcements for "Click It or Ticket" and "Buckle Up In Your Truck". Announcements were made during Nebraska Cornhusker football, basketball, and baseball games, and Sports Nightly talk show.

**Results:**

The goal to increase the occupant protection usage rate to 82.8% was not achieved.

The objective to educate and motivate law enforcement about the importance of strict enforcement of occupant restraint laws, the number of "No Child Restraint" and "No Occupant Protection" convictions resulted in the following: "No Child Restraint" convictions 7% 1-year decrease, 17% 2-year decrease (2,063 in 2003, 1,854 in 2004, and 1,715 in 2005) and 21% 1-year decrease and 23% 2-year decrease (8,062 in 2003, 6,398 in 2004, and 6,841 in 2005) in "No Occupant Protection" convictions.

<b>Funding:</b>	Section 402:	\$51,073.70
<b>Contact:</b>	Tim Jasnoch, Nebraska Office of Highway Safety, P.O. Box 94612, Lincoln, NE 68509 Telephone: 402-471-2515 FAX: 402-471-3865 Email: <a href="mailto:timothy.jasnoch@dmv.ne.gov">timothy.jasnoch@dmv.ne.gov</a>	

**Holt County Safe Communities  
North Central District Health Department**

06-5

Program Areas:	Occupant Protection/Speed/Impaired Driving
Project Characteristics:	To reduce county drivers from unsafe practices, focusing on occupant protection, alcohol and speed issues
Type of Jurisdiction:	Health Department
Jurisdiction Size:	County
Target Population:	Holt County – 11,551 population

**Problem Identification:**

In Holt County, the observed occupant restraint/protection rate (53.1%) is lower than the State rate (66.4%). Reported occupant restraint usage averaged 50.13% in 2002-2004. In the same three year time period there were a total of 1,928 speeding convictions in Holt County. Alcohol related Fatal, A and B injury crashes totaled 12 for 2002-2004.

The residents within Holt County will benefit from an intensive countywide educational effort focused on speed reduction, increasing occupant restraint and reducing alcohol impaired driving. There was not sufficient data available on arrest due to MIP's and DUI's but the team felt some education in this area is still appropriate. In order to impact this problem within the County, the number of speeding and unrestrained drivers must be reduced.

**Goal and Objectives:**

The goal of Holt County Safe Communities is to reduce the Fatal, A and B injury crashes by 10% (35) from the three-year baseline of 39.

The identified objective was to bring together specific individuals within the county to participate in the Safe Communities Coalition. This group will assist in educational efforts and activities addressing the county's alcohol impaired driving, speeding and low occupant restraint problem. Law enforcement will be a critical component by actively enforcing the speed and occupant restraint laws. Other members will assist with the educational components of the plan.

Increase public knowledge of speeding and occupant restraint problem by 50%.

Increase reported occupant restraint by 10% from 53.1% to 54.8% by visual seatbelt surveys.

Reduce alcohol-related fatal, A and B injury crashes by from 12 to 10.

Reduce the speed related crash rate by 5% from 3.5% to 3.33%.

Reach 75% of the county's youth ages 15-19, with educational materials on restraints and driving safely being measured by the number distributed.

**Strategies and Activities:**

- Provided all county high schools with Don't Drink and Drive Posters and education packets for our target age group.
  - All county high schools were provided with posters and educational packets. We coordinated with them on who and how we would like them distributed. The end result was great. We had a total of six high schools; our target population was 15-19 year olds. We collaborated with a youth based groups such as FCCLA, HTC Youth Task Force and FBLA and they distributed the packets for us in various ways. Some schools distributed them during mandatory classes, by putting them in student's lockers, during lunch and even as the students came to school in the morning. We counted the number of bags distributed and ended up with 661, which equals out to 79.64% of our target population, therefore reaching our goal.
- Provided all county elementary schools with "What's Right for Me" story/coloring book and Parent Driving Report Cards.



- Provided many education components over the past year. Provided multiple educational presentations one was to the ASAP coalition of O'Neill and the others were to St. Mary's Kindergarten through 6<sup>th</sup> grade all focusing on different areas.
- Conducted a survey regarding the increase of knowledge and awareness of speeding and occupant restraint, along with visual seatbelt surveys.
  - The visual seatbelt survey that took place in November 2005 had an increase in observed occupant protection by 4.28% bringing the total percentage to 57.38%. The second survey took place in September 2006 had an increase of 1.53% increase to 58.9 %. The total increase for the grant period was 5.8% reaching our goal with an extra .5%! Conducted two visual seatbelt surveys at three designate traffic sites to measure the progress.
  - A one-question survey asked the public if their knowledge and awareness had increased over the last year due to Holt County Safe Communities educational efforts. A total of 183 people were surveyed, 117 stated yes and 66 stated no. These numbers showed that our goal was reached and over achieved it by 14%.
- Provided Public Service Announcements to all Holt County Newspapers and radio stations and also provided two educational presentations regarding our focus areas.
- Provided the State Patrol presented the seat belt rollover demonstration in the Stuart and Chambers communities in Holt County.
- The Holt County Sheriff's Department set up the Speed Display board in communities of O'Neill, Chambers and Atkinson.

**Results:**

The November 2005 visual seatbelt survey had an increase in observed occupant protection of 4.28% bringing the total percentage to 57.38%. The second survey in September 2006 showed an increase of 1.53% to 58.9 %. The total increase for the grant period was 5.8% reaching our goal with an extra .5%.

Despite the effort to bring down the alcohol related Fatal, A and B injury crashes the goal was not reached. However we did not increase, we still remain at 12 in 2005.

<b>Funding:</b>	Section 402:	\$ 5,723.89
	Other: Local	\$ 8,335.65
	Total Cost:	\$14,059.54

**Contact:** Alexa Emme, North Central District Health Department, 422 East Douglas Street  
 O'Neill, NE 68763 Telephone: 402/336-2406 FAX: 402/336-1768

**Hamilton County ACTS – Achieving Community Traffic Safety  
Central Nebraska Community Services**

06-6

Program Areas:	Occupant Protection
Project Characteristics:	Intervention and education through the schools, media, law enforcement, senior centers, the general public and others
Type of Jurisdiction:	Hamilton County
Jurisdiction Size:	9,484 residents
Target Population:	Drivers ages 15 through 34

**Problem Identification:**

According to Nebraska Health and Human Services, Hamilton County's motor vehicle death rate for 1997-2001 is 20.6 per 100,000 populations, higher than the State's rate of 17.6 per 100,000 and significantly higher than the Nebraska 2010 Health Goal of 12.0. The number of fatal, A and B injury crashes for the past three years has been 58 in 2002, 49 in 2003, and 47 in 2004. In Hamilton County the second leading cause of injury (1999-2000) is motor vehicle crashes at 83.0/100,000. This compares to Nebraska's rate of 69.0/100,000. Additionally, the leading cause of unintentional injury related death in young children is motor vehicle crashes. Although Nebraska Office of Highway Safety reports for FY 2006 Hamilton County's occupant protection rate is higher than the state's, and crashes due to alcohol, speed, and youth are lower than Nebraska, increasing seat belt usage in Hamilton County will continue to be a target area as well as crash rates due to alcohol, speed, and youth. The reported restraint use in Hamilton for 2002 was 52.6%, 2003 increased to 79.7%, and decreased in 2004 to 68.5%. Nebraska's rate is 66.6%. The current crash rate due to alcohol is 1.43 per 100 million miles compared to the State's rate of 4.02. The speed related crash rate is 2.50. Nebraska's is 3.12. Youth related crashes are 5.00 per 100 million miles compared to the State rate of 12.16.

**Goal and Objectives:**

The goal is to reduce by 10% the number of fatal, A and B injury crashes in Hamilton County from the three-year baseline average of 51 (NOHS) to 46 crashes.

The objectives of this grant will bring together community participants to assist in education and intervention efforts.

- Increase the percentage of drivers and passengers of all ages using restraints by 10 percentage points from the baseline percentages established in the fall, 2005 CNCS Hamilton County observational assessment.
- Increase the knowledge of students, the target age of 15-34 year olds, and the general population about safe driving practices by 75% (375 of 500 residents).
- Partner with a minimum of 10 individuals or organizations to provide educational messages and intervention activities on the importance of safe driving practices.

**Strategies and Activities:**

- During FY 2006, fifteen articles were printed about Hamilton County ACTS and related traffic safety news in the Aurora News Register.
- Educational materials and resources were identified and ordered throughout the fiscal year.
- One hundred sixty eight high school students attended SIDE (Simulated Intoxicated Driving Experience) classes throughout the county in Hampton, Aurora, and Henderson.
- Twenty-five attended the Senior Citizen presentation and received information on using vehicle restraints and winter driving.
- The Hamilton County Safety Committee declared "Put the Brakes on Fatalities Day" 10/10/05. Traffic safety presentations were made to 15 8<sup>th</sup> grade students at Messiah Lutheran Church, 15 Head Start students and parents, 10 Girl Scouts age's 8 - 18 and 4 adult leaders, and to 12 Aurora Ladies Club members. The rollover vehicle was used to demonstrate safe driving practices at Phillips' National

Night Out event with fifty attending. Two bike rodeos were held in Aurora with 31 children participating. Hamilton County Deputy Sheriff taught six STOP classes with 53 attending.

- Child safety seat check-up events and educational materials were distributed at the Aurora Home Show and Health Fair and at the A'ROR'N Days celebration. Over 50 were served at these events. Participated in the Ladies Day Out event with 150-200 attending. A booth was sponsored at the Methamphetamine Forum where 100 received traffic safety information.
- The seat belt survey sites were the same as the previous two years, Hwys #14 & #34, 12<sup>th</sup> & "M" Street, and east of the high school. 517 vehicles were observed with 71.4% of drivers wearing seat belts, 66.7% of passengers were buckled, and 100% child restraint use in the 9 children observed.
- The Friday Night Checkpoint was completed at Runza Restaurant. Fifty-nine vehicles were observed with 49% of the drivers buckled and 60% (39 of 60) of the passengers. All received educational materials. Runza Rex and Buckle Bear were used to enhance education.
- The speed-reader board was used in Hamilton County from 9/12/05 – 10/16/05 in Giltner for two weeks, Phillips for two weeks, and in Hampton, and Aurora. Drivers were slowed down and the number of complaints about speeding declined.
- The second seat belt survey had a total of 440 vehicles were observed. Driver's seat belt usage was 62.0%, 65.9% of the passengers were restrained and 100% of children were in child restraints.
- The Hamilton County goals and objectives are being carried out through two community groups: the Hamilton County Safety Committee and the Family Connections Committee. Deputy Sheriff Harold Sautter and Susan Bochart of Hamilton County ACTS attended nine of these committee meetings.

**Results:**

- The goal to reduce by 10% the number of fatal, A and B injury crashes in Hamilton County from the three-year baseline average of 51 to 46 was not met. The most recent statistics (2003-2005) show a three-year average of 47 crashes for Hamilton County, but NE HHSS 2000-2004 Profiles show the motor vehicle death rate for Hamilton Co. has dropped to 18.6 per 100,000 population.
- Increase occupant restraint usage by 10% from the percentages observed in fall, 2005 was not met although the percentages remain high. The September 2006 observation showed a drop in usage from the March results, but the March 2006 survey showed drivers' usage 37% higher than when the project began in 2003, 29.4% higher for passengers, and 54% higher for children restrained. See the chart below. The 2005 current reported seat belt usage rate of 70.2% for Hamilton County. This is 2.2% higher than the State's reported use rate of 68.0%.
- Increase the knowledge of students, the target age of 15-34 year olds, and the general population about safe driving practices by 75% (375 of 500 residents) was met. Over 800 residents were educated this fiscal year. Verbal and written surveys completed during activities showed over 75% of residents increased their knowledge about safe driving.
- Partnered with a minimum of 10 individuals or organizations was met. Partners included Aurora News Register, Runza Restaurant, Hampton, Aurora, Henderson Public Schools, Aurora Police Dept., Hamilton County Sheriff's Dept., Family Connections Committee, Senior Center, Hamilton County Safety Committee, Head Start, and others.
- All strategies planned were completed this year and the number of activities planned was exceeded. The in-kind non-federal funds projected were exceeded. The projected amount was \$2,300.00. \$4,165.25 was generated in volunteer hours, media coverage, and other donations.

Seat Belt Survey	Nov. 7, 03	Oct. 1, 04	Mar. 9, 05	Sept. 30, 05	Mar. 27, 06	Sept. 25-26, 06
Driver wearing belt	34.4%	76.1%	64.3%	65.3%	71.4%	62.0%
Passenger restrained	37.3%	75.5%	61.4%	74.6%	66.7%	65.9%
Child in safety seat	46.0%	100%	100%	91.7%	100%	100%

<b>Funding:</b>	Section 402:	\$ 7,708.99
	Other:	\$ 4,165.25 In-kind – Non-Federal Funds
	<b>Total Cost:</b>	<b>\$11,874.24</b>

**Contact:** Susan Bochart, Health Promotion Section Manager, Central Nebraska Community Services, P.O. Box 509, Loup City, NE 68853 Telephone: 308/745-0780 Ext. 145  
 Fax: 308/745-0824, Email: [sbochart@cennecs.org](mailto:sbochart@cennecs.org)

**Colfax CLICS – Citizens Link Increasing Community Safety  
Central Nebraska Community Services**

06-7

Program Areas:	Occupant Protection, Impaired Driving
Project Characteristics:	Intervention and education through the schools, media, law enforcement, senior centers, the general public and others
Type of Jurisdiction:	Colfax County
Jurisdiction Size:	10,498 residents
Target Population:	15 through 34 year olds and the Hispanic Community

**Problem Identification:**

According to Nebraska Health and Human Services (NHHS), Colfax County's motor vehicle death rate for 1997-2001 is 27.9 per 100,000, significantly higher than the State's rate of 17.6 per 100,000 and more than double the Nebraska 2010 Health Goal of 12.0. The number of fatal, A and B injury crashes for the past three years has been 35 in 2002, 37 in 2003, and 35 in 2004. According to the National Highway Traffic Safety Administration (NHTSA), motor vehicle crashes are the leading cause of death for Hispanics age 1-44 and the third leading cause of death for Hispanics of all ages. At 26.2% Colfax County has the highest percentage of Hispanics in the State. Nebraska's overall minority population is at 12.7%. Colfax's is 27.0%.

Colfax County's occupant protection use at 52.4% is one of the lowest in the State. Nebraska's rate is 62.6%. Colfax's youth (age 16-20) reported restraint use is much less (50.0%) than the State rate (66.4%). There is also a high motor vehicle fatality rate among the Hispanic population who are less likely to use seat belts compared to the population as a whole. Colfax County ranks higher than the State in categories for crashes due to alcohol, speed, and youth. The rate for alcohol is 5.50 compared to the State rate of 4.02 per 100 million miles. The crash rate due to excessive speed is 7.34 per 100 million miles. This compares to the State rate of 3.12. Youth related crashes (16-20) are at a rate of 13.76 per 100 million miles. The State's rate is 12.16.

**Goal and Objectives:**

The goal is to reduce by 10% the number of fatal, A and B injury crashes in Colfax County from the three-year baseline of 36 to 32 crashes.

The objectives of the Colfax CLICS are to bring together community participants to assist in education and intervention efforts.

- Increase the number of drivers and passengers using restraints by 10% from the baseline percentages established in the fall, 2005 CNCS Colfax County observational assessment.
- Increase the knowledge of students, the target age of 15-34 year olds, the Hispanic population and the general population about safe driving practices by 75% (375 residents).
- To partner with a minimum of 12 individuals or organizations to provide educational messages and intervention activities on the importance of safe driving practices.

**Strategies and Activities:**

- The Schuyler Sun printed 10 articles about Colfax CLICS and related traffic safety news. Three Eagles Communications (Columbus radio) ran safe driving PSA's in May 2006.
- Materials were ordered, received, or downloaded off the Internet on a monthly basis in English and Spanish. Titles were included with each monthly report.
- Educational materials in Spanish and English were distributed to Schuyler Head Start parents in October, November, and February. 90% of the Head Start parents are Hispanic and/or Spanish speaking. Other distribution locations for Spanish materials were the public library, Burrito House, Ahloo Chinese Restaurant, Gene's Restaurant, and Subway.
- A traffic safety presentation on child passenger safety was given seven teen mothers and family members from Schuyler. A featured speaker, who was driving drunk, crashed and killed his girlfriend, spoke to 210 Schuyler High School students at a pre-prom event.

- An alcohol awareness activity was held at the Cargill Safety Fair, 600 attended the event, 70% being Hispanic and/or Spanish speaking. All materials were distributed in both English and Spanish.
- Conducted the first visual seat belt survey at the same sites designated in November 2003. A total of 1,125 vehicles observed with drivers 39.3% observed using seat belts, 43.1% passengers using restraints and 51.2% of the children were restrained.
- A safe driving education with parents of Head Start students in Spanish and English presentation was given to Head Start parents with 35 present (30 speaking Spanish only). Staff provided information in both Spanish and English. The Spanish version of "Reducing Your Risk in a Crash" was shown.
- A presentation at the Learning Center at the Cargill Meat Solutions plant was completed with ten children, two parents, and the Director attending. Eight of the children were Hispanic.
- Participated in two public education event promoting safe driving practices with educational materials in English and Spanish by attending the Cinco de Mayo in Columbus. Fifty were provided information. CNCS staff participated in the Cargill Health Fair with 400 attending. 80% were Hispanic and/or Spanish speaking.
  - The objective to increase the knowledge of students, the target age of 15-34 year olds, the Hispanic population and the general population about safe driving practices by 75% (375 residents) was met. Over 1,300 residents were educated this fiscal year, with the majority of those being in the target age group and Hispanic. Verbal and written surveys completed during the activities showed over 75% of residents increased their knowledge about safe driving.
- Conducted the second visual seat belt survey in September at same sites to measure change in usage with 1,223 vehicles observed. Driver's seat belt usage was 41.3%, 29.2% of the passengers were restrained and 61.1% of children were in child restraints.
  - The objective to increase occupant restraint usage by 10% for all ages from the fall 2005 observation was not met; the current reported restraint use of 63.4% and youth rate of 71.4%.
- Thirty-two community partners attended the first meeting of the safety committee held in November. The partners included law enforcement, healthcare professionals, church leaders, business leaders, school representatives, UNL Extension, The Schuyler Sun Newspaper, emergency workers, Cargill Meat Solutions, East Central District Health Dept., Head Start, Three Eagles Communications, Family Learning Center at Cargill, Mary Didier, School Nurse, Schuyler Public High School, the Chief of Police, Schuyler Volunteer Fire Dept. Schuyler Rescue, St. Augustine's Church, Schuyler Public Library, and Prairie Valley Safe Kids Committee. Twelve attended the first meeting. Meetings were held each month with members attending through June 2006. No members attended the meetings held July – September 2006.

**Results:**

- The goal to reduce fatal, A and B injury crashes by 10% from the three-year baseline of 36 to 32 was met. Recent statistics show a three-year average of 32 crashes. NE HHSS 2000-2004 Profiles show the motor vehicle death rate for Colfax County has dropped to 23.8 per 100,000 populations.
- The in-kind non-federal funds projected were exceeded from the projected amount of \$2,400.00. A total of \$2,687.82 was generated in volunteer hours, media coverage, and other donations.

Seat Belt Survey	Nov. 25, 03	Sept. 23, 04	Feb. 24, 04	Sept. 26, 05	April 27, 06	Sept. 19, 06
Driver wearing belt	42.5%	36.0%	39%	44%	39.3%	41.3%
Passenger restrained	22.2%	27.3%	30%	33%	43.1%	29.2%
Child in Safety Seat	63.3%	70.8%	64%	66%	51.2%	61.1%

<b>Funding:</b>	Section 402:	\$ 8,040.00
	Other	\$ 2,687.82 In-kind – Non-Federal Funds
	Total Cost:	\$10,727.82

**Contact:** Susan Bochart, Health Promotion Section Manager, Central Nebraska Community Services  
 P.O. Box 509, Loup City, NE 68853  
 Telephone: 308/745-0780 Ext. 145 FAX: 308/745-0824 Email: [sbochart@cennecs.org](mailto:sbochart@cennecs.org)

**Trauma Outreach Injury Prevention  
Good Samaritan Hospital Foundation**

06-8

Program Areas:	Occupant Protection
Project Characteristics:	Intervention and education through the schools, media, law enforcement, the general public and others
Type of Jurisdiction:	Multi-county service area
Jurisdiction Size:	Buffalo, Dawson, Custer, Adams, Holt, Phelps
Target Population:	Licensed drivers 16-19 years of age

**Problem Identification:**

In 2003, the safety belt usage rate for Nebraska was 76% while the United States rate was 79% (Nebraska Office of Highway Safety (NOHS), October 2003). In 2003, the safety belt usage rate for Buffalo County was 70.2%, nearly 6% below the state average. Data available from 2001 – 2003 for Buffalo County shows a decrease in observed occupant restraint usage from 2001 to 2002 (60.9% to 53.5%) and a significant increase from 2002 to 2003 (55.5% to 75.4%) (NOHS).

According to the NOHS, licensed drivers 16 to 19 years of age represent 8% of all licensed drivers (includes all LPD, SCP and POP permits). Sixty-seven percent of teen drivers involved in fatal and serious injury crashes were not using their safety belts.

The service area for the Trauma Outreach Injury Prevention Program includes the following counties of Buffalo, Custer, Dawson, Adams, Holt and Phelps.

**Goal and Objectives:**

The goal of this project is to continue to increase the occupant restraint usage in the Nebraska county of Buffalo during the funding period by 2% from 74.4% to 76.4%. In addition, the extension of this goal is to provide education and training opportunities to improve occupant safety to Dawson, Custer, Adams, Holt and Phelps counties.

The objective is to bring together law enforcement, school officials, health care providers and others to participate in the Trauma Outreach Injury Prevention Project. This group will assist with the educational efforts and various activities addressing the priority counties.

- Conduct six High School Seat Belt Events in Buffalo County.
- Provide ENCARE (Emergency Nurses CARE) programs on not drinking and driving, never riding with an impaired driver, always wearing your seat belt and the consequences of alcohol to Nebraska Safety Center Driver Education Programs and other Driver Education Classes across the area as requested, as well as entire middle and high school assemblies.
- Conduct "Click It Don't Risk It" special events.
- Represent Central Nebraska at statewide & local safety coalition meetings.
- Coordinate countywide safety programs with Safe Communities members.

**Strategies and Activities:**

- Conducted two seat belt surveys (3/7/06 and 3/14/06) at Kearney High School with 1,150 students and Kearney Catholic with 275 students participating. The combined survey results: 66% wear seat belt when driving, 49% wear seat belts when a passenger, 54% have parents who wear seat belts, 71% said they are likely to wear their seat belt if their friends in the car are not wearing theirs, and 61% said they encourage others in the car to buckle-up. Pens with the slogan "Friends, Family, Future, -Buckle Up" were distributed with the surveys. Letters with seat belt programs and information were sent to all high schools in Buffalo County for their consideration and invitation to participate. A poster contest was held at the Kearney High Schools promoting seatbelt use.

- Fifty-five plus ENCARE presentations were given at local and regional driver education classes from the Emergency Nurses' Association. ENCARE program called "Dare to Care". 27 additional nurses were trained and supplied with training materials via an additional mini-grant from NOHS.
- "Live to See the Sunrise, Think Don't Drink" cards were placed in area florist boxes and tuxedo pockets during prom season.
- Information on pedestrian safety, bicycle safety and always buckling up was presented to all third grade children in Kearney public schools.
- Holly served as the Nebraska ENA/ENCARE Injury Prevention Coordinator for 2005-2006. She has participated on national conference calls and spearheaded activities related to this position
- Participated in many health fairs and booths promoting "Click It, Don't Risk It" messages and materials. The State Patrol also had the rollover demonstrator present when available. These included: Kearney – "Prime of Your Life Festival" for seniors; Kearney – "Cattleman Classic"; Kearney – Kidz Explore; and Univ. of Nebraska @ Kearney – Blue/Gold Fair. "I Wore My Seatbelt" stickers were distributed at the senior Festival. Information at UNK also included material on "Don't Let Alcohol, Wreck Your College Education".
- Helped EMS personnel delivered thousands of pamphlets and table tents for the annual "Click It Don't Risk It" promotion to area gas stations, restaurants, student unions, churches, high schools, and more. The emergency services staff recorded holiday safety messages to air on the radio during Christmas music to reinforce the message to "Buckle Up".
- Participated as a member of the steering committee for "Click It, Don't Risk It."
- Coordinated a "Back to School" Safety week with emphasis on media education on slowing down in school zones, wearing seat belts, pedestrian safety and more. A yard sign contest was held, "Slow Down in Our Neighborhood," with the winning drawing being printed on 150 signs that were distributed throughout the county.
- Chaired the Buffalo County Safe Communities Committee with participants from the Kearney Police Department, Buffalo County Sheriff's Office, University of Nebraska-Kearney Safety Department, Nebraska Safety Center, Kearney High School, Good Samaritan Health Systems, SAFE KIDS, Two Rivers Health Department, Kearney Fire Department, Buffalo County Community Health Partners and more to ordinate efforts and enhance the safety of our county and it's residents
- Participated as a contributing member of the following local/county committees and coalitions: Buffalo County Youth Substance Abuse Prevention (SICA), Positive Pressure, Platte Valley SAFE KIDS, Buffalo County MADD, Regional Trauma Systems, UPRR – Operation Lifesaver, and a regional prevention advisory council for Region III.
- Participated as a contributing member to the following statewide committees/coalitions: Nebraska Office of Highway Safety Advocates, MADD-Impaired Driving Task Force, and Click It, Don't Risk It.
- Holly Warth received the 2006 Governor's Award for Safety.
- Partnered with UNK, Buffalo County Prevention Council and Two Rivers Health Department to bring John Underwood, a national speaker on the adverse effects of alcohol on athletes to the Kearney area for a three-day speaking agenda.

**Results:**

The overall measurable goal is to continue to increase the occupant restraint usage in the Nebraska county of Buffalo during the funding period by 2% from 75.4% to 77.4%. The observed restraint use for Buffalo County for 2005 actually dropped to 74.0% from 2004 observed usage of 74.4%. However, considering the huge improvement from 2002 of 55.5% we feel keeping this level to 74.0% is commendable!

<b>Funding:</b>	Section 402:	\$15,679.00
	Other:	\$44,432.00 In-kind – Non-Federal Funds
	Total:	\$60,111.00

**Contact:** Holly Warth, RN, Trauma Outreach Nurse, Good Samaritan Hospital, P.O. Box 1990, Kearney, NE 68848-1990 Telephone: 308/865-7697 Fax: 308/865-2933  
Email: [hollywarth@catholichealth.net](mailto:hollywarth@catholichealth.net)

**Alcohol/Program Coordination  
Nebraska Office of Highway Safety (NOHS)**

06-9

Program Area:	Alcohol
Project Characteristics:	Program Support
Type of Jurisdiction:	Statewide
Jurisdiction Size:	1.7 Million
Target Population	Driver Population

**Problem Identification:**

Nebraska is predominantly rural with a population of 1.7 million people. There are 1.3 million licensed drivers and 2 million registered vehicles. Traffic crashes are a daily occurrence resulting in approximately 8,352 injured persons annually (includes Type A-disabling and Type B-visible, but not disabling injuries). In 2004, 6,305 fatal, A and B injury crashes occurred, killing 254 people and injuring another 8,098 people.

Alcohol was known to be involved in 81 (35.4%) of the 229 fatal crashes that occurred in Nebraska in 2004. Alcohol was involved in 667 (11%) of the 6,076 A and B type injury crashes. Of the fatal, A and B injury crashes occurring in the nighttime (6:00 p.m. - 5:59 a.m.), 539 (30.5%) of 1,767 involved alcohol.

Arrest and conviction totals for Driving Under the Influence continued to rise (13,154, 13,415, and 14,148 arrests and 9,778, 10,639, and 11,016 convictions) from 2002 to 2004.

Alcohol awareness activities will be coordinated through the NOHS to insure continuity, uniformity, and comprehensiveness in this area and will focus in the thirty-two counties that have been identified as "target" or "priority" counties.

The coordination and assistance provide an essential element in a successful alcohol awareness program. In order to impact attitudes regarding alcohol and impaired driving among Nebraska's motoring public, technical support from the NOHS office in this concentrated area is necessary.

**Goal and Objective:**

The goal is to reduce alcohol-related fatal, A, and B injury crashes by 4% (721) in 2006.

The objective of this project is to provide salary, benefits, travel, office expenses, etc. for NOHS staff to conduct the activities outlined in the *Nebraska's "Performance-Based" Strategic Traffic-Safety Plan*, October 1, 2005 through September 30, 2006.

**Strategies and Activities:**

- Provided coordination support and assistance to alcohol-related/impaired driving projects involving funds from section 402 and incentive 410 and 163 federal funds.
  - Funding was provided for salaries/benefits, communication expenses, building rent/assessment, and vehicle rent/lease and travel expenses.
- Conducted desk monitoring and site visits for each alcohol-related project. The following alcohol-related projects were monitored:
  - Alcohol/Program Coordination; Alcohol/Public Information and Education; Alcohol/Equipment Support; Traffic Training/NOHS; Alcohol/Selective Overtime, MADD Court Monitoring, Operation Maddness Part II-Alliance Police Department, Project Night Life-Omaha Police Department, Think B4U Wink- Hall County Sheriff's Office, DWI Prosecution Enhancement- City of Omaha Prosecution's Office, La Vista Police Motorcycle, In Car Videos, Preliminary Breath Testers, DRE Training and Re-certification, and 163/Statewide Evidentiary Equipment.



- Assisted and provided technical alcohol-related data, reports, and information to contractors, law enforcement agencies, state agencies, office staff, the public, legislature, etc.
  - Provided assistance to law enforcement agencies and organizations with scheduling, maintenance, deliver and return of the BAT mobile. Provided assistance in ordering supplies and evidentiary equipment. Also scheduled, provided supplies/course materials and assistance with the Drug Recognition Expert Training. Updated DRE information on the DRE Tracking system and processed certificates and re-certifications. Provided stats/charts/graph as requested.
- Attended/participated in highway safety seminars, conferences, workshops, meetings, training, etc. pertaining to impaired driving. Attended the following conferences, meetings, etc.:
  - DRE 2-Day and 7 Day School in Lincoln in October
  - 2006 DRE (Drug Recognition Expert) National Conference Planning Meeting in January, March, April and May.
  - TRB Committee on Alcohol, Other Drugs and Transportation in Washington, DC
  - Central Region Law Enforcement Team Workshop
  - 2006 Heart of America DRE Conference in Kansas City, Missouri
  - NHTSA Central Region State Conference Call
  - DWI Press Conference at the State Fair Grounds in August
  - DRE School in August
  - 2006 Law Enforcement Luncheon in North Platte
  - DRE Regional Meeting in Des Moines, Iowa
  - And staffed a booth at the Nebraska Safety Council Safety & Health Conference.
- Constructed tables, graphs, charts and other tabular and/or illustrative materials to present visual summary of analyzed specific data (alcohol-related traffic statistics).
  - Revised and updated information on arrest/conviction totals, fatalities, .08, BAC, DUI/alcohol crash, interstate, motorcycle, motor vehicle homicide, etc. Provided as requested.
- Reviewed and kept updated of NHTSA Rules and Regulations regarding 402, 163 and 410 federal funding. Completed applications as required.
- Performed daily all routine NOHS activities and assignments in regards to alcohol-related/impaired driving requests, surveys, reports, etc.
  - Scheduled BAT mobile requests with law enforcement agencies, etc. Processed alcohol supply orders, invoices, deposited checks and completed mailings of simulators and PBT mouthpieces. Awarded mini-contract requests for alcohol projects, training, enforcement, equipment, and mobilizations and processed invoices. Review, edited, and mailed the "You Drink & Drive. You Lose" packets. Updated website with impaired driving statistics. Reviewed alcohol-related videos and evaluated alcohol grant applications.

**Results:**

The fatal, A, and B injury crash data for 2006 is unavailable from the Nebraska Department of Roads at this time.

Alcohol was known to be involved in 74 (31.1%) of the 229 fatal crashes that occurred in Nebraska in 2005. Alcohol was involved in 933 (16.1%) of the 5,813 A and B type injury crashes. Of the fatal, A and B injury crashes occurring in the nighttime (6:00 p.m. - 5:59 a.m.), 518 (31.4%) of 1,652 involved alcohol.

Arrest and conviction totals for Driving Under the Influence continued to rise (13,415, 14,148 and 14,525 arrests and 10,639, 11,016 and 11,357 convictions) from 2003 to 2005.

<b>Funding:</b>	Sections 402:	\$71,630.65
<b>Contact:</b>	Linda Kearns, Nebraska Office of Highway Safety, P.O. Box 94612, Lincoln, NE 68509 Telephone: 402/471-2515      FAX: 402/471-3865      Email: linda.kearns@dmv.ne.gov	

**Alcohol Public Information and Education  
Nebraska Office of Highway Safety**

06-10

Program Area:	Alcohol
Program Characteristics:	Educational Effort
Type of Jurisdiction:	32 Target Counties
Jurisdiction Size:	1,462,678
Target Population:	General Population

**Problem Identification:**

Nebraska is predominantly rural with a population of 1.7 million people. There are 1.3 million licensed drivers and 2 million registered vehicles. Traffic crashes are a daily occurrence resulting in approximately 8,352 injured persons annually (includes Type A-disabling and Type B-visible, but not disabling injuries). In 2004, 6,305 fatal, A and B injury crashes occurred, killing 254 people and injuring another 8,098 people.

Alcohol was known to be involved in 81 (35.4%) of the 229 fatal crashes that occurred in Nebraska in 2004. Alcohol was involved in 667 (11%) of the 6,076 A and B injury crashes.

Arrest and conviction totals for Driving Under the Influence continued to rise (13,154, 13,415, and 14,148 arrests and 9,778, 10,639, and 11,016 convictions) from 2002 to 2004.

The reduction of fatal and injury crashes requires the continued combined efforts of an informed public and dedicated government officials willing to address alcohol issues. A good working relationship, including resources and support for local officials, businesses, and others in the community, by the NOHS staff, is essential for improved compliance of impaired driving laws.

**Goal and Objective:**

The goal is to reduce alcohol-related fatal, A and B injury crashes by 4% (721) in 2006.

The objective of this project is to increase knowledge of the general public regarding alcohol-related crashes.

**Strategies and Activities:**

- Produced/purchased and distributed 10,307 alcohol-related materials (brochures and other educational items). Approximately 81% (8,365) were distributed to organizations within the Target Counties. In addition:
  - Loaned 57 alcohol-related videos to schools, community groups, and other organizations, 34 (60%) were used in the Target Counties.
  - Purchased a one-year subscription to "Impaired Driving Update" newsletter for reference by NOHS staff.
  - Provided copying, postage, and shipping boxes for alcohol-related materials.
  - The DMV-NOHS website was maintained and updated throughout the period with impaired driving related facts, statistics, resources, and related links.
  - Purchased 6,000 "Driving Under the Influence: A Crash Course" pamphlets, 5,000 in English and 1,000 in Spanish.
  - Sponsored a Law Enforcement luncheon in North Platte in conjunction with the Police Officers of Nebraska annual convention to educate over 75 law enforcement officers on crash trends (national versus Nebraska), NOHS priorities, upcoming mobilizations, equipment grants, and selective overtime grant application processes.
- Partnered with BlueCross/BlueShield of Nebraska and Lamar Outdoor Advertising to produce 48 billboards with the message "Keep Your Memories Alive, Don't Drink and Drive". The billboards

were posted for 6 weeks starting in November 2005 for National Drunk & Drugged Driving (3D) Prevention Month in Omaha, Lincoln, North Platte, Hastings, Grand Island, and Kearney.

- You Drink & Drive. You Lose. Mobilizations. JULY 2006: Mailed 258 planning packets to law enforcement agencies. SEPTEMBER 2006: Mailed 268 planning packets to law enforcement agencies.
- Contracted with Host Communications (formerly Pinnacle Sports) for public service announcements for "You Drink & Drive. You Lose." Announcements were made during Nebraska Cornhusker football, basketball, and baseball games, and Sports Nightly talk show.
- A statewide survey to determine public opinion regarding alcohol issues was not conducted.

**Results:**

The alcohol-related fatal, A and B injury crash data for 2006 are unavailable from the Nebraska Department of Roads.

<b>Funding:</b>	Section 402:	\$43,577.02
<b>Contact:</b>	Tim Jasnoch, Nebraska Office of Highway Safety, P.O. Box 94612, Lincoln, NE 68509 Telephone: 402/471-2515 FAX: 402/471-3865 mail: timothy.jasnoch@dmv.ne.gov	

**Alcohol Equipment Support  
Nebraska Office of Highway Safety**

06-11

Program Areas:	Alcohol
Project Characteristics:	Alcohol Testing Equipment
Type of Jurisdiction:	Statewide
Jurisdiction Size:	Over 300 Law Enforcement Agencies
Target Population:	93 Counties / 1,700,000

**Problem Identification:**

Alcohol was involved in 35% (89/ 254) of the fatal crashes in 2004. It remains as the single highest contributing factor in fatal crashes. Nebraska has approximately 100 evidentiary and 800 preliminary breath testing devices in use by state and local elements of the Criminal Justice System. Due to the lack of local resources, volume buying of supplies for efficient program operation is prohibitive. Down time of the equipment can also be a detriment to consistent alcohol operations.

**Goal and Objectives:**

The goal is to provide a revolving fund to maintain an inventory of alcohol equipment supplies, at the lowest cost available, to assist local law enforcement agencies in DWI enforcement efforts. Testing supplies, materials, and repairs will be issued upon request and invoiced at NOHS cost to participating agencies. Mouthpieces and evidence cards used in alcohol training and for the BAT Mobile will also be provided. The NOHS overall goal is to reduce alcohol-related fatal, A and B injury crashes by 4% from the 2006 projected number of 767 to 721.

**Strategies and Activities:**

- Maintain an inventory of mouthpieces, evidence cards, and repair components for alcohol testing equipment.
- Provide alcohol mouthpieces and evidence cards to local enforcement agencies; provide supplies for alcohol training, and to the BAT Mobile.
- Issue invoices for the cost of the alcohol supplies and for the alcohol equipment repair.
- Maintain a revolving fund for the alcohol equipment supplies.
- Schedule and provide the BAT Mobile to law enforcement agencies on a request basis in conjunction with NOHS Selective Enforcement Alcohol Mini-Contracts, roadside sobriety checkpoints, and special weekend enforcement efforts.
- Insure BAT Mobile Intoxilyzers are properly calibrated and that vehicle maintenance is conducted on the BAT Mobile.

**Results:**

- Provided 14,400 Evidentiary mouthpieces, 1,700 Intoxilyzer 5000 evidence cards, and 79,400 pre-test mouthpieces to 171 sheriff, police, NSP, adult and juvenile correctional facilities, detox facilities, county attorneys, schools, and state probation agencies. The NOHS also provided nine Nalco bottles for PBT calibrations.
- Provided 1,600 Evidentiary mouthpieces, 900 pre-test mouthpieces, and 700 evidence cards for training and demonstration purposes. Also provided six Simulators.
- Purchased 30,000 evidentiary mouthpieces, 60,000 PBT mouthpieces, 12 DataMaster ribbons, 100 Alco refills, 10 simulators, and eight .08 simulator solutions.
- Repaired two pre-testers.
- All testing sites receiving alcohol-testing supplies were invoiced (96% of invoices received).
- The BAT Mobile was scheduled 11 different times. The BAT was used nine (9) times for Alcohol Selective/Roadside Sobriety Checks and DWI Selectives and was used twice (2) for safety fairs/demonstrations.
- The Intoxilyzers on the BAT Mobile were properly maintained and a record of the maintenance can

be found in the project file.

- Vehicle maintenance was conducted, as necessary, throughout FY2006. The BAT Mobile was also extensively detailed.

<b>Funding:</b>	Section 402:	\$ 25,711.66
	Income:	\$ 15,156.00
	Total Cost:	\$ 10,555.66

**Contact:** John Ways, Nebraska Office of Highway Safety, P.O. Box 94612, Lincoln, NE 68509  
Telephone: 402/471-2912      FAX: 402/471-3865      Email: john.ways@dmv.ne.gov

**Selective Overtime Enforcement – Alcohol  
Nebraska Office of Highway Safety**

**06-12**

Program Areas:	Police Traffic Services
Project Characteristics:	Saturation Patrol & Checkpoints
Type of Jurisdiction:	32 Priority Counties
Jurisdiction Size:	1,462,678
Target Population:	Impaired Drivers

**Problem Identification:**

Nebraska is predominantly rural with a population of 1.7 million people. Nebraska has 1.3 million licensed drivers and 2 million registered vehicles. Traffic crashes are a daily occurrence resulting in over 21,000 injured persons annually. In CY 2004, 37,227 crashes occurred, killing 254 people and injuring another 21,315 people.

Alcohol was known to be involved in 81 (35.4 percent) of the 229 fatal crashes that occurred in CY 2004. Alcohol was involved in 748 (11.8 percent) of the 6,305 fatal, A & B injury crashes in CY 2004. Of the fatal, A and B injury crashes occurring in the nighttime (6:00 p.m. – 5:59 a.m.), 539 (30.5 percent) of the 1,767 involved alcohol.

**Goal and Objective:**

The goal is to reduce alcohol-related fatal, A and B injury crashes by 4% from the CY 2006 projected number.

The objective of this project is to provide funding assistance through the “Mini-Grant Contract Application and Award” process to law enforcement agencies in the thirty-two priority counties to conduct selective overtime alcohol enforcement activities. Participating agencies will be provided funding assistance for the overtime salaries and mileage.

**Strategies and Activities:**

- To solicit participation from law enforcement agencies in the thirty-two priority counties to conduct selective alcohol overtime enforcement. Additional emphasis will be given to those counties targeted in the emphasis area of alcohol. Information regarding the availability of the “Mini-Grant Contracts” for selective alcohol overtime enforcement was forwarded to law enforcement agencies in the thirty-two priority counties and the Nebraska State Patrol.
- To ensure that all applicants comply with the pre-and post- award requirements as outlined in the application. The internal checklist was utilized to ensure that all applicants were in compliance with the project requirements.
- To award approximately 30 mini-grant contracts for selective alcohol overtime enforcement activity in the thirty-two priority counties. The applicants will identify the dates, locations and times from their baseline data. During the twelve month project period 121 mini-grant contracts were awarded. . These 121 mini-grant contracts resulted in a total of 13,029 hours of selective alcohol overtime enforcement. The 121 mini-grant contracts were awarded as follows: Sheriff’s Departments – 45 contracts; Police Departments – 48 contracts; and, Nebraska State Patrol – 28 contracts.
- To review the selective alcohol overtime enforcement activity for each mini-grant and process the reimbursement request. Reimbursement requests were reviewed and processed for all 121 mini-grant contracts.

**Result:**

The fatal, A and B injury crash data for CY 2006 is unavailable from the Nebraska Department of Roads.

<b>Funding:</b>	Section 402:	\$439,604.98
<b>Contact:</b>	Becky Stinson, Nebraska Office of Highway Safety, P.O. Box 94612, Lincoln, NE 68509 Telephone 402/471-3880      FAX: 402/471-3865      Email: becky.stinson@dmv.ne.gov	

**MADD Court Monitoring Program  
MADD NEBRASKA, State Office**

06-13

Program Areas:	Alcohol
Project Characteristics:	Monitor DWI cases as they unfold through the Nebraska Court system
Type of Jurisdiction:	Lancaster, Gage, Saline and Saunders Counties
Jurisdiction Size:	Approximately 350,000 residents in the four counties
Target Population:	Arrested Drivers for DUI/DWI

**Problem Identification:**

In Nebraska, the percent of alcohol-related traffic deaths in 2005 was 37, which is lower than the national percent of 41 and continued decline in alcohol-related fatal crashes. However, it is clear that MADD and Highway Safety Advocates have not been able to make substantial strides in recent years as the nation has stagnated at 40 percent alcohol-related traffic fatalities the last three years. The MADD Court Monitoring Program will focus on four target counties: Gage, Lancaster, Saline and Saunders. The state has a 75 percent conviction rate on the number of DUI arrests on average over 2002-2004. The individual target counties' conviction rates, from 2004-2005, are as follows: Gage – 70 percent (no change), Lancaster – 80 percent (2% increase), Saunders – 77 percent (2% decrease) and Saline – 65 percent (6% decrease). The conviction rates in Saline and Gage continue to fall short of the state average.

**Goal and Objectives:**

The goal of this project is to reduce fatal, A and B injury crashes by 5% in the four target counties (Gage, Lancaster, Saunders, and Saline).

**MADD Court Monitoring Program Target  
Counties**
**Fatal, A and B Injury Crashes 2001-2005**

Counties	Three Year Average Fatal, A & B Injury Crashes 2001-2003	Goal 5% Reduction	Two Year Average Fatal, A & B Injury Crashes 2004 and 2005	Percent Reduction
Gage	110	105	92	-16%
Lancaster	1,142	1,085	1,044	-9%
Saunders	84	79	61	-27%
Saline	50	58	46	-8%

**Alcohol-Related Fatal, A and B Injury Crashes 2001-2005**

Counties	Three Year Average Alcohol Related Fatal, A & B Injury Crashes 2001-2003	Goal 5% Reduction	Two Year Average Alcohol Related Fatal, A & B Injury Crashes 2004 and 2005	Percent Reduction
Gage	14	13	13	-8%
Lancaster	108	103	81	-25%
Saunders	12	12	7	-42%
Saline	4	4	7	44%

- Increase the Driving Under the Influence (DUI) arrests in the four target counties by 10 percent.
  - DUI Arrests Gage – 85 in 2004, 113 in 2005 (+7%)
  - DUI Arrests Lancaster – 1,973 in 2004, 2,030 in 2005 (+9%)
  - DUI Arrests Saunders – 163 in 2004, 224 in 2005 (+13%)
  - DUI Arrests Saline – 122 in 2004, 120 in 2005 (-1%) (NOHS 2005)

Only one county met the 10% increase, two other counties were very close and Saline fell short of the expected increase for the year. However, three of four counties meet a 5% increase or more.

- 2. Increase convictions in the four target counties by 10 percent:  
Gage from 63 to 69, in 2005 76 was achieved (+8%),  
Lancaster from 1,357 to 1,528, and in 2005 1,649 (+10%) achieved,  
Saunders from 128 to 136, and in 2005 158 achieved (+9%), and  
Saline from 71 to 82, and in 2005 75 (-9%). (NOHS 2005)

**Strategies and Activities:**

MADD Nebraska did maintain four sites for MADD Court Monitoring in 2005 - 2006. The MADD Court Monitoring Program will focus on DWI cases that come through the courts. A solid court partnership will have a positive impact on enforcement, prosecution and adjudication.

**Lancaster County:** Trained 12 interns to work the Court Monitoring Program, supported High Visibility Enforcement checkpoints, sent 6 law enforcement officers & two County Attorneys to training (MADD National Conference and Lifesavers Conference), public speaking to community regarding court monitoring. Worked with University Professor on workshop proposal for National Conference regarding Court Monitoring Program.

**Saline County:** Met with County Attorney, identified and trained 2 volunteers at Doane, Chief Henzel of the Crete Police Department, a part of public policy work group, Crete Police Officer attended training (MADD National Conference, Lifesavers Conference), several community speeches given throughout the year (Doane, local schools) by Crete Police Department and MADD. MADD has given several community speeches throughout the year to (Doane, local schools) regarding underage drinking and Court Monitoring Program.

**Saunders County:** Met with the County Attorney, talked 3 times to MADD Chapter regarding Court Monitoring Program, and trained two court monitors from Saunders County MADD Community Action Site to monitor county court, High Visibility Checkpoints utilized.

**Gage County:** Met with County Attorney, High Visibility checkpoints in the community, relations with prosecutor slowed due to elections, continue MADD Victim Impact Panel in Gage County. Work with the support of local Judges. No new volunteers identified for Court Monitoring Program. Court Monitoring students from Lincoln attending court as needed.

**Results:**

MADD's work with local law enforcement to increase high visibility checkpoints has been successful. A success measured by volunteer and community commitment.

The goal to reduce fatal, A and B injury crashes by 5% in the four target counties (Gage, Lancaster, Saunders, and Saline) has been achieved in every county. However, Saline did not show a decline in alcohol-related crashes.

<b>Funding:</b>	Section 402:	\$47,693.00
	MADD:	\$12,492.00
	Total Cost:	\$60,185.00

Contact: Simera Reynolds, Mothers Against Drunk Driving, Nebraska State Office  
800 South 13<sup>th</sup> Street, Lincoln, NE 68508  
Telephone: 402/434-5330 FAX: 402/434-5332 Email: [Simreyn@maddnebraska.org](mailto:Simreyn@maddnebraska.org)



**Operation MADDNESS II**  
**Box Butte County Sheriff's Office**

06-16

Program Areas:	Alcohol and Police Traffic Services
Project Characteristics:	High Visibility Traffic Enforcement
Type of Jurisdiction:	Box Butte County
Jurisdiction Size:	County (population 12,158)
Target Population:	Traffic offenders; DUI/DWI

**Problem Identification:**

Box Butte County has a history of alcohol related incidents and vehicle accidents that span several years. DUI's and MIP's continue to be a major focus for area Law Enforcement Officers. MIP arrests by Sheriffs Deputies have risen over the last 11-month period, from a total of 28 citations issued in 2005 to a total of 49 juveniles cited so far in 2006. DUI arrests remain the same so far this year as the total of 2005's, which stood at 12.

There have been 56 vehicle accidents investigated by the Sheriff's Office to date. Of these, one was alcohol related (driver was arrested for DUI). One fatality accident resulted from a rollover and the juvenile victim failed to use his seat belt, 14 accidents were minor injury accidents, and 32 accidents were non- injury.

**Goals and Objectives:**

- Increase the number of traffic citations written in Box Butte County by 5%.
- Increase the number of DUI arrests by 10% from the three-year baseline.
- Increase public awareness of the consequences of impaired and other dangerous driving.

**Strategies and Activities:**

- Solicited and selected motorcycle officers to participate in the motorcycle project. Advertised, awarded, selected and ordered the motorcycle.
- Developed and implemented sheriff's policies on use and maintenance of motorcycle.
- Selected, coordinated and completed motorcycle training.
- Acquired 2005 crash data and identify dangerous/high incident roadway segments and related violations.
- Contacted NOHS and/or other resources to obtain teen impaired driving materials.
- Received and deployed motorcycle onto streets and highways, and write first motorcycle - produced citation.
- Conducted selective enforcement operation based on Strategy 5.
- Continued to advertise add campaign: MADDNESS with the help of MADD to raise awareness of the drinking and driving problem.
- The Sheriff's motorcycle was be used for the purpose of speed reduction enforcement and red light running violations.
- Met with County Attorney to discuss efforts related to this project.
- The Sheriff's Office motorcycle was used for the following observances:  
 Click It or Ticket Campaign, Heritage Days Festival, Box Butte County Fair, parade, Home Show, and Alliance High School home coming parade
- Provided two presentations per month by motorcycle officer to increase: public awareness on crashes and DUI prevention in Box Butte County High Schools.

**Results:**

DUI arrests by Box Butte County Deputies are the same number as one year ago: (12 arrests) MIP arrests by the Sheriff's Office were considerably higher in 2006 than 2005 (at 49 vs. 28). Citations for moving traffic so far in 2006 total 96 and written warnings total 154. This figure is considerably down from 2005, in which 185 citations and 136 written warnings were issued. Research indicates that the local

citizens of the county are slowing down and most warnings and citations are issued to out of area and out of state vehicles. Two NSP Troopers have commented that they know when an area has been heavily patrolled because they find very few traffic violations.

Box Butte County Sheriffs Office recently has an opening for a Deputy to replace one that has resigned. One requirement for the replacement will be that he/she be qualified and willing to become a motorcycle officer. This should double the productivity and exposure of the motorcycle by having two deputies working the motorcycle on their separate shifts.

<b>Funding:</b>	Section 402:	\$19,933.00
	Other: (Local)	\$41,000.00
	Total:	\$60,933.00

**Contact:** Deputy George Bremer, Box Butte County Sheriff's Office, P.O. Box 636, Niobrara Avenue Alliance, NE 69302 Telephone: 308/762-6464 FAX: 308/762-5162

**Project Night Life  
Omaha Police Department**

06-17

Program Area:	Police Traffic Services, Young Driver Population
Project Characteristics:	High Visibility, Public Information, Innovative Approach
Type of Jurisdiction:	City of Omaha
Jurisdiction Size:	404,260
Target Population:	Young Driver (15-19) Population

**Problem Identification:**

Nebraska driver's ages 15-19 years of age are involved in a disproportionate number of crashes. During the 2005 time frame of 12 midnight and 6:00 a.m., 15 to 19-year olds were responsible for 18.6% of all motor vehicle crashes; yet only make up 8.2% of the driver population. There is greater spike during the 3:00 p.m. to 6:00 p.m. timeframe. During this timeframe, 15-19 year olds were involved in 30.7% of the motor vehicle crashes, yet only comprise 8.2% of the driver population.

In Omaha, 15 to 19-year olds were responsible for 17 out of 114 fatal crashes over the 3-year period from 2003-2005. This represents a disproportional 14.9% of fatal crashes. The 15 to 19-year olds were also involved in 3,609 injury crashes over the same 3-year period, accounting for 14.1% crashes involving personal injuries.

**Goal and Objectives:**

The goal of this project is a 5% reduction of young driver Fatal, A and B injury crashes within the first year of operation, with increased percentages in the second and third year. Selective enforcement operations, targeting drivers subject to State Statute 60-4, 120.01, will seek in efforts to reduce the number of crashes of 15 to 19-year old drivers.

The Project will seek to enhance educational efforts in the areas of State Statute, 60-4,120.01, (POP) Restrictions. This educational awareness will focus on local law enforcement agencies, particularly those officers directly affected by the restriction hours placed within the statute. The educational efforts will also seek to educate parents, teens, school administrators, and other community members. The project will also seek to identify target populations who are engaging in traffic violations; identifying the times and places where these drivers congregate; and engage in selective enforcement activities.

**Strategies and Activities:**

Omaha Police Department (OPD) will select an officer that will aggressively address the objectives. The officer will be a trained, experience officer who will devote time, education and awareness, as well as traffic enforcement in problem target areas.

The project will seek for a 5% reduction in the percentage of young driver Fatal, A and B injury crashes in the first year of operation. This would be approximately 34 fewer crashes during the first year. Capitalizing on this with enhancement of the project, a 10% reduction, 67 fewer fatal crashes, would be sought over a 3-year period. In addition, a 5% reduction in the percentage of all young driver motor vehicle crashes, estimating a reduction of approximately 215 fewer crashes in the first year and approximately 645 fewer crashes over a 3-year time period. Additional methods implemented will consist of:

- Provide in-service training to local area law enforcement officers;
- Identify local area, hot spots and times and develop selective enforcement schedules.
- Enhancing Parental Control and Public Education. Education of parents, teens, and community members, targeting the population of 15 to 19-year old drivers. Educating on the restrictions of the POP.

- Crash reduction efforts. Schedule selective enforcement operations that will focus during the hours of 3:00 p.m. – 6:00 p.m. and P.O.P. restrictive hours.

**Results:**

- An application and selection process took place to determine the best candidate for the Project Night Life Officer position. Officer Robert Vondrasek, a 22-year veteran, with over 15-years of Traffic Enforcement related experience was selected.
- Provided information to four Millard Public Schools regarding Project Night Life. Passed out handouts, information, and stickers to students and parents. Over one thousand pamphlets were distributed.
- Conducted a seminar at Millard North High School to over five hundred, high school seniors and school administrators.
- Conducted a seminar at Millard North High School to over two hundred high school students, parents, school officials, and community members.
- Conducted a seminar at the monthly Project Extra Mile meeting.
- Conducted over ten in-service training to officers on all shifts in the Uniform Patrol Bureau. Over two hundred and thirteen officers received training on Project Night Life, its goals, the statute covering the Provisional Operator's Permit, and select focus areas of where risk behaviors are associated with teen driving occur.
- Provided a seminar to the current recruit class or thirty-five recruits on the Provisional Operator's Permit statute and Project Night Life's goals.
- Provided information to surrounding jurisdictions, including Douglas County Sheriff's Department, Nebraska State Patrol, La Vista Police Department, and Cass County Sheriff's Office regarding Project Night Life, its goals, strategies, and information of the POP and street racing activities.
- Constantly updated "hot spots" where crash rates were likely to increase due to teen driving behaviors, as well as "hot spots" where drag racing occurs.
- Participated with press releases and information to the news media. A total of three press releases were issued, three interviews were conducted with local television stations, one interview with a local radio station, and at least two articles made the Omaha World Herald.
- Logged 187 hours of selective enforcement and related activity.
- 2,561 official and warning traffic citations issued, some of which included:
  - 94 DUI arrests, 3 to a P.O.P driver
  - 1,460 speeding citations, 140 were issued to a P.O.P driver
  - 214 seatbelt violations issued, 53 issued to a P.O.P. driver
  - 93 MIP arrests

<b>Funding:</b>	Sections 402:	\$ 100,546.27
	Other:	\$ 47,000.00
	<b>Total Cost</b>	<b>\$ 147,546.27</b>

**Contact:** Sergeant Laurie Scott, Omaha Police Department  
 505 S. 15<sup>th</sup> St., Omaha, Nebraska 68102,  
 Telephone: 402-444-5627      FAX: 402-444-5830      E-mail: lscott@ci.omaha.ne.us

**Think B4U Wink  
Hall County Sheriff's Office**

06-18

Program Area:	Youth Alcohol
Project Characteristics:	Public Information and Education, Innovative Approach, High Visibility
Type of Jurisdiction:	Rural – Thirty-six county area
Jurisdiction Size:	Approximately 521,459
Target Population	Primary – Parents and other adults Secondary – Underage youth

**Problem Identification:**

In 2004, youth drivers (ages 16-20) represented 9.3% of the licensed drivers in the State of Nebraska. In 2004, youth drivers (ages 16-20) were involved in 177 (24%) of the 748 alcohol-related fatal, A and B injury crashes. In the previous three-year period (2002 – 2004) youth drivers represented 9.5% of the drivers in the State of Nebraska. In the same three year period, youth drivers were involved in 607 (23%) of the 2,609 alcohol-related fatal, A and B injury crashes.

It is clear that youth drivers are over represented in alcohol-related fatal, A and B injury crashes. The cause of this problem is underage drinking including the availability of alcohol to minors. Through the implementation of the objectives and strategies of this project, the goal of reducing youth driver alcohol-related fatal, A and B injury crashes should be achieved.

**Goal and Objectives:**

The goal is to reduce youth driver alcohol-related fatal, A and B injury crashes by 10% (18).

- To provide technical assistance to Think B4U Wink law enforcement agencies.
- To solicit additional law enforcement agencies to participate in the program.
- To manage and monitor all agencies participating in the program to ensure that program activities are being appropriately conducted.
- Manage the public information component of the program.
- Facilitate training opportunities for current and new law enforcement agencies and licensing drinking and off-sale establishments.
- Create and publish a "how to" guide to provide a step-by-step implementation plan for agencies.

**Strategies and Activities:**

- Maintained monthly contact with 71 participating law enforcement agency and provide technical assistance.
- Contacted a minimum of two agencies a month to implement the program with six new agencies participating in the program, Greeley, Nemaha, Otoe and Saunders County Sheriff's Offices as well as Wahoo and Nebraska City Police Departments.
- Letters of commitment from each new law enforcement agency were obtained.
- Technical hands-on assistance was provided to new and current participating law enforcement agencies.
- Monitored and assisted with the activities of each participating law enforcement agency to assure the program components were being implemented properly.
- Maintained and updated the Think B4U Wink website.
- Solicited newspaper, radio, and television airtime and billboard companies to provide donated space. A total of 44 informational newspaper articles were published in the Grand Island Independent, weekly, between November 28, 2005 and September 25, 2006. In addition 3 to 8 billboards were displayed each month, with an average of six on display each month.
- Contacted professionals who donated their time and materials to produce three 30 second PSA's which were distributed to the program counties.

- Created, updated and distributed over 50,000 printed materials targeting parents and other adults in English and Spanish. In Grand Island/Hall County 23,000 utility bill inserts were mailed out in April and 23,000 in September. In addition 4' by 6' all weather banners with logo and message were created and posted throughout the program area in middle and high school football field end zones and in the gymnasiums.
- Scheduled and held five Nebraska State Patrol training seminars in the program counties on the components of compliance checks.
- Contacted all the licensed drinking and off-sale establishments to enlist their participation in the program and to distribute the Think B4U Wink logo and adult/minor ID stickers for display in those establishments.
- Conducted seven "Responsible Beverage Server Training" sessions with 396 individuals in attendance.
- Conducted 23 compliance checks, 1 shoulder tap, and 5 party patrol activities.
- Made 14 presentations with 490 individuals in attendance.
- The template or "how to" guide outlining the components of the program has not been completed.

**Results:**

The fatal, A and B injury crash data for 2006 is unavailable from the Nebraska Department of Roads.

In 2002 – 2004, youth drivers were involved in 607 (23.2%) of the 2,609 alcohol-related fatal, A and B injury crashes.

In 2003 – 2005, youth drivers were involved in 552 (19.7%) of the 2,796 alcohol-related fatal, A and B injury crashes. This is a 3.5% decrease in alcohol-related fatal, A and B crashes from the previous three year baseline numbers.

The statewide fatal, A and B injury crashes, ages 16 to 20, has been steadily decreasing since 2002 from 226, 204, 177 and 171, respectively. This program started in 2003 and has seen a decrease of 33 (16.2%) from 2003 to 2005 number.

<b>Funding:</b>	Section 402:	\$ 22,873.55
	Other:	\$ 15,663.79
	Total Cost:	\$ 38,537.34

**Contact:** Captain Gregg Ahlers, Hall County Sheriff's Office, 131 South Locust Street,  
Grand Island, NE 68801 Telephone: 308/385-5200 FAX: 308/385-5209

**Youth Public Information and Education  
Nebraska Office of Highway Safety**

06-19

Program Area:	Identification & Surveillance
Project Characteristics:	Educational Effort
Type of Jurisdiction:	32 Target Counties
Jurisdiction Size:	1,462,678
Target Population:	Teenage Population

**Problem Identification:**

Nebraska is predominantly rural with a population of 1.7 million people. There are 1.3 million licensed drivers and 2 million registered vehicles. Traffic crashes are a daily occurrence resulting in approximately 8,352 injured persons annually (includes Type A-disabling and Type B-visible, but not disabling injuries). In 2004, 6,305 fatal, A and B injury crashes occurred, killing 254 people and injuring another 8,098 people.

There were 124,683 licensed young drivers (between the ages of 16 and 20) in Nebraska in 2004. These drivers account for 9% of the total licensed drivers in the state. However, this age group is highly over represented in crash involvement as the following chart demonstrates.

Age of Driver	2004 Fatal, A, and B Type Crashes	2004 Fatal, A, and B Type A/R* Crashes
16 – 20 Year Old	2,040	177
All Drivers	6,305	748
Baseline 2002-2004		
Proportion of 16 – 20 Year Old Drivers	32%	24%

\*Alcohol-Related

Young drivers are also over represented in traffic violations. Convictions in 2003 for traffic violations for this age group comprised approximately 11% of DUI convictions, 25% of safety belt convictions, and 19% of speeding convictions.

In 1994, the Nebraska Unicameral passed Zero Tolerance legislation. According to the “.02 Law” it is unlawful for individuals less than 21 years of age to operate a motor vehicle with a BAC higher than .02. In 2004, there were 53 convictions for .02 violations.

The reduction of fatal and injury traffic crashes requires the continued combined efforts of an informed public and dedicated government officials willing to address youth issues. A good working relationship, including resources and support for local officials, businesses, and others in the community, by the NOHS staff, is essential for improved compliance of motor vehicle laws by youth.

**Goal and Objective:**

To reduce youth-involved (ages 16 through 20), fatal, A and B injury crashes by 4% (1,869) in 2006.

**Strategies and Activities:**

- Produced/purchased and distributed 5,139 youth related traffic safety materials (brochures and other educational items). Approximately 82% (4,215) were distributed to organizations within the NOHS target counties. In addition:
  - Loaned 24 youth-specific videos to schools, law enforcement, and other organizations, of which 17 (71%) were within the target counties.

- Acquired 6,000 “Dead People Don’t Wear Safety Belts” pamphlets. (5,000 English & 1,000 Spanish)
- Acquired 4,000 bookmarks of each topic “It’s Only Beer”, “Refuse to be Roadkill”, and “Thin Line”.
- Acquired 10 copies of VHS and DVD “This Place”. 10 copies were given to Project Extra Mile, 1 copy to Nebraska Chapter of MADD, 6 copies to the Nebraska State Patrol, and three copies were placed in the NOHS video library.
- The DMV-NOHS website was maintained and updated throughout the period with current youth traffic safety related facts, statistics, resources, and related links.
- Partnered with the various divisions of the Department of Motor Vehicles to edit the 28-page workbook “Getting Your Drivers License in Nebraska: a guide for teens.” Approximately 27,600 workbooks were produced and distributed to all public and private schools and educational service units serving 15-year-old students.
- Maintained and provided the Fatal Vision® impairment simulation kits to organizations for 31 events, 84% (26) held in target counties, to discourage impaired driving. Acquired one new kit to replace worn out goggles.
- Awarded a mini-grant to the University of Nebraska-Lincoln Educational Psychology department for a web-based brief alcohol intervention program with localized motivation feedback for college students.
- Awarded a mini-grant to the University of Nebraska-Lincoln Educational Psychology department for a public information campaign to prevent drinking and driving among UNL students.
- Awarded a mini-grant to Good Samaritan Hospital Foundation to provide training materials for ENCARE providers.
- A statewide survey to determine public opinion regarding youth issues was not conducted.

**Result:**

The Fatal, A and B injury crash data for 2006 is unavailable from the Nebraska Department of Roads.

<b>Funding:</b>	Section 402:	\$93,922.15
<b>Contact:</b>	Tim Jasnoch, Nebraska Office of Highway Safety, P.O. Box 94612, Lincoln, NE 68509 Phone: 402/471-2515 FAX: 402/471-3865 Email: timothy.jasnoch@dmv.ne.gov	



**DWI Prosecution Enhancement Grant  
Omaha City Prosecutor's Office**

**06-20**

Program Areas:	Alcohol
Project Characteristics:	DWI Prosecution
Type of Jurisdiction:	County
Jurisdiction Size:	500,000
Target Population:	Alcohol-Impaired Drivers in Douglas County

**Problem Identification:**

When the City of Omaha Prosecutor's Office first applied for the present Grant, the Office was prosecuting 4,800 DWI cases annually. The processing of these cases had slowed such that trials were often scheduled twenty-two weeks after arraignment. As processing times increased, some cases were dismissed because they were not tried within six months as required by statute. Witness unavailability or an officer's inability to recall distant events threatened success in other cases. The ability to efficiently schedule and track the burgeoning caseload was hampered by a failure to apply possible technological solutions.

**Goal and Objectives:**

The goal of this year's project is to continue having ninety percent of DWI bench and jury trials scheduled no more than twelve weeks after arraignment.

Our objectives during the past year has been to expand the training of our administrative clerk, to conduct continuing education of prosecutors, to ensure pre-trial conferences for every DWI are scheduled within seven weeks of arraignment, and to make police reports available to defense attorneys in a more timely manner.

**Strategies and Activities:**

- The first are activities taken in coordination with the Court. These include conducting ongoing meetings and consultations with the Presiding Judge, Court Administrator and Chief Bailiff to ensure timely scheduling of trials. It also includes the development and implementation of computer programs to streamline the scheduling of cases.
- The second set of activities includes the day to day work of the Grant employees to process DWI cases from arrest through sentencing. This includes honing and improving the skills of the Grant's Administrative Clerk and continuing education of the Grant Prosecutor.
- Last are those activities that improve the handling of paperwork that comprise the prosecutors' files. Specifically, technology solutions would be pursued that would permit the tracking of files and a common platform for the scanning of police reports.

**Results:**

- The Omaha City Prosecutor's Office prosecuted more than 5,000 DWI cases during the grant year and achieved a 95% conviction rate.
- The length of time between arraignment and a scheduled bench trial has been reduced to forty calendar days.
- The Prosecutor's Office conducted a DWI training seminar for Nebraska law enforcement officers and prosecutors. The all day session titled, "The A B C of DWI Arrest and Prosecution attracted more than one hundred participants.
- A computer program was developed and implemented to generate a proper DWI trial time. This saves time and replaces the manual process that was prone to error.

- Bar code readers were purchased for use with a computer program that was developed to track the processing of prosecutor's files from the time an arrest is documented by the police until the defendant's sentencing.
- The Office prosecutes DWI arrests made by nine separate law enforcement agencies in the County. The Prosecutor's Office coordinated with our technology provider, DotComm., to create a common platform onto which their reports may be scanned and made available to defense attorneys.
- The grant's Administrative Clerk expanded her skills as she learned to enter case disposition information and to generate create complaints.
- The grant permitted the Office to use our expertise to assist other Nebraska prosecutors with their DWI prosecutions. In addition to the training noted above, our staff has engaged in dozens of telephone consultations, acted as special prosecutor in conflict cases and have participated in other statewide training programs as a speaker or moderator.

<b>Funding:</b>	Section 402:	\$72,684.05
	Other:	\$23,700.00
	Total:	\$96,384.05

**Contact:** Martin J. Conboy, III, City of Omaha City Prosecutor's Office  
 2-West, Hall of Justice, 1701 Farnam Street, Omaha, Nebraska 68183  
 Telephone: 402/444-5290      FAX: 402/444-7730      Email: mconboy@ci.omaha.ne.us

**Youth/Program Coordination  
Nebraska Office of Highway Safety**

06-21

Program Areas:	Identification & Surveillance
Project Characteristics:	Program Support
Type of Jurisdiction:	Statewide
Jurisdiction Size:	1.7 Million
Target Population	Youth Driver Population

**Problem Identification:**

Nebraska is predominantly rural with a population of 1.7 million people. There are 1.3 million licensed drivers and 2 million registered vehicles. Traffic crashes are a daily occurrence resulting in approximately 8,352 injured persons annually (includes Type A-disabling and Type B-visible, but not disabling injuries). In 2004, 6,305 fatal, A and B injury crashes occurred, killing 254 people and injuring another 8,098 people.

There were 124,683 licensed young drivers (between the ages of 16 and 20) in Nebraska in 2004. These drivers account for 9% of the total licensed drivers in the state. However, this age group is highly over represented in crash involvement as the following chart demonstrates.

Age of Driver	2004 Fatal, A and B Type Crashes	2004 Fatal, A and B Type A/R* Crashes
16 – 20 Year Old	2,040	177
All Drivers	6,305	748
Baseline 2002-2004		
Proportion involving 16 – 20 Year Old Drivers	32%	24%

\*Alcohol-Related

Young drivers are also over represented in traffic violations. Convictions in 2004 for traffic violations for this age group comprised approximately 11% of DUI convictions, 25% of safety belt convictions, and 19% of speeding convictions.

In 1994, the Nebraska Unicameral passed Zero Tolerance legislation. According to the “.02 Law” it is unlawful for individuals less than 21 years of age to operate a motor vehicle with a BAC higher than .02. In 2004, there were 53 convictions for .02.

The reduction of fatal and injury traffic crashes requires the continued combined efforts of an informed public and dedicated government officials willing to address youth traffic safety issues. A good working relationship, including resources and support for local officials by the NOHS staff, is essential for improved compliance of motor vehicle laws by youth.

The coordination and assistance provide an essential element in a successful youth traffic safety program. In order to impact young drivers attitudes, it is necessary for NOHS office to provide technical support to Nebraska's teen motoring public.

**Goal and Objective:**

The goal is to reduce youth-involved fatal, A and B injury crashes, ages 16 through 20, by 4% (1,869) in 2006.

The objective of this project is to provide salary, benefits, travel, office expenses, etc. for NOHS staff to conduct the activities outlined in the *Nebraska's "Performance-Based" Strategic Traffic-Safety Plan*, October 1, 2005 through September 30, 2006.

**Strategies and Activities:**

- Provided coordination support and assistance for youth/teen driver projects involving funds from section 402 and Office of Juvenile Justice Delinquency Prevention (OJJDP) fund.
  - Funding was provided for salaries/benefits, communication expenses, building rent/assessment, and vehicle rent/lease and travel expenses.
- Conducted desk monitoring and on-site visits for each youth/teen driver project. The following youth/teen driver projects were monitored:
  - Youth/Program Coordination; Youth/Public Information & Education; Think B4U Wink, Project Night Life and Project Extra Mile (PEM) in Omaha.
- Assisted and provided technical youth/teen driver data, reports, and information to contractors, law enforcement agencies, state agencies, office staff, the public, legislature, etc. as requested.
- Attended/participated in the following highway safety seminars, conferences, workshops, meetings, training, etc. to promote youth/teen driver information:
  - Nebraska Underage Drinking Task Force meeting, Teleconferences with numerous PIRE/OJJDP/PEM sites (Adams, Colfax, Douglas, Hall, Platte, Sarpy, and Scotts Bluff), and Students Against Drunk Driving (SADD), Project Extra Mile Coalition Meetings, Project Extra Mile Recognition Dinner, Project Extra Mile Youth Leadership Training, Motivational Media Presentation Meeting and Demonstration, OJJDP 7<sup>th</sup> Annual National Leadership Conference in Baltimore, MD, John Underwood, Drug Free Sports Presentation in Kearney, Liquor Control Commission Committee Hearings, and
- Constructed tables, graphs, charts, and other tabular and/or illustrative materials to present visual summary of analyzed specific data (youth/teen driver-related statistics).
  - Revised and updated information on teen driving, safety belt use, impaired driving, and provisional operators permits, Zero Tolerance, etc. Provided as requested.
- Reviewed and kept up to date on the NHTSA rules and regulations regarding 402 and OJJDP federal funding.
  - Completed application for 402 and OJJDP funding. Research OJJDP grant information and reviewed former applications for discretionary grant.
- Performed daily all routine NOHS activities and assignments in regards to youth/teen driver requests, surveys, reports, video, etc.
  - Processed purchase requisitions, envelopes and labels for mailing to schools announcing "Getting Your Driver License" booklets. Reviewed current videos on teen drivers. Completed mini-grants regarding youth/teen traffic safety requests by law enforcement agencies, organizations, and schools. Provided information on SADD to schools. Updated website with teen drivers stats.

**Results:**

The fatal, A and B crash data for 2006 is unavailable from the Nebraska Department of Roads at this time.

<b>Funding:</b>	Sections 402:	\$93,922.15
<b>Contact:</b>	Linda Kearns, Nebraska Office of Highway Safety, P.O. Box 94612, Lincoln, NE 68509 Telephone: 402/471-2515 FAX: 402/471-3865 Email: <a href="mailto:linda.kearns@dmv.ne.gov">linda.kearns@dmv.ne.gov</a>	

**Traffic Safety/Program Coordination  
Nebraska Office of Highway Safety**

06-23

Program Areas:	Identification & Surveillance
Project Characteristics:	Program Support
Type of Jurisdiction:	Statewide
Jurisdiction Size:	1.7 Million
Target Population	Driver Population

**Problem Identification:**

Nebraska is predominantly rural with a population of 1.7 million people. There are 1.3 million licensed drivers and 2 million registered vehicles. Traffic crashes are a daily occurrence resulting in approximately 8,352 injured persons annually (includes Type A-disabling and Type B-visible, but not disabling injuries). In 2004, 6,305 fatal, A and B injury crashes occurred, killing 254 people and injuring another 8,098 people.

After subtracting the Fatal, A and B alcohol and speed injury crash totals, 4,952 crashes occurred in 2004 that were contributed to "all other factors." The 3-year baseline 2002 – 2004 is 5,224, which is above the 2004 number.

In 2004, pedal cyclists were involved in 306 crashes, in which one person was killed and 216 incurred type A or B injuries. Pedestrians were involved in 396 crashes, in which nine people were killed and 257 incurred type A or B injuries. 39 train/motor vehicle crashes occurred, in which 5 people were killed and 14 received type A or B injuries. Motorcyclists were involved in 413 crashes, in which 23 people were killed and 332 incurred type A or B injuries. Helmets were used in 377 (81%) of the 465 drivers and passengers involved in the 413 crashes.

The coordination and assistance provide an essential element in a successful alcohol awareness program. In order to impact attitudes regarding alcohol and impaired driving among Nebraska's motoring public, technical support from the NOHS office in this concentrated area is necessary.

**Goal and Objective:**

The goal is to reduce All Other Factors (minus alcohol and speed) in the Fatal, A, and B injury crashes by 4% (4,377) for 2006.

The objective of this project is to provide salary, benefits, travel, office expenses, etc. for NOHS staff to conduct the activities outlined in the *Nebraska's "Performance-Based" Strategic Traffic-Safety Plan*, October 1, 2005 through September 30, 2006.

**Strategies and Activities:**

- Provided coordination support and assistance to traffic safety (i.e., pedal cyclist, pedestrian, railroads, motorcycle, etc.) projects involving federal funds. Funding was provided for salaries/benefits, communication expenses, building rent/assessment, and vehicle rent/lease, registrations, membership dues, and travel expenses.
- Conducted desk monitoring and on site visits for the following traffic safety-related projects: Planning and Administration, Auditing; Traffic Safety/Program Coordination; Traffic Safety/Public Information & Education; Traffic/Selective Overtime; Traffic Records; Computer System; Nebraska CODES, and 408 Traffic Records/System Support, 1906 Racial Profiling System Support, and 2010 Motorcycle Safety Education projects.
- Assisted and provided technical traffic safety data, reports, and information to contractors, law enforcement agencies, NOHS staff, the public, legislature, etc. as requested.

- Attended traffic safety highway safety seminars, conferences, workshops, meetings, training, etc. activities:
  - AAMVA Meeting,
  - Comprehensive Highway Safety (Roads) meeting,
  - GHSA – NHTSA Conference Calls,
  - GHSA Annual 2006 Conference,
  - Integration and Welfare for Communities Meeting with Messan Kate,
  - Internet Computer Class,
  - LTAP on Traffic Records Assessment Meeting,
  - Motorcycle Instructor Prep Course,
  - Motorcycle Instructor Update,
  - Nebraska Advocates for Highway Safety Meetings,
  - Nebraska CODES Advisory Committee Meetings,
  - Nebraska Department of Roads Consultant Meeting,
  - Nebraska Department of Roads Critical Strategies for 2007 Plan Workshop,
  - Nebraska Injury Prevention Advisory Committee meetings,
  - Nebraska Department of Roads Interagency Safety Committee Meetings,
  - Nebraska Office of Highway Safety Weekly Strategy Meeting,
  - Nebraska Operation Lifesaver Board, Committee Meetings and Training Day,
  - Nebraska Safety Committee Meeting
  - Nebraska Safety Council Safety Expo,
  - NEMSIS Migration & EMS Data Utilization Site Visit Meeting,
  - NHTSA Central Region Regional meeting on December 14-15, 2006,
  - NHTSA Management Review Meeting,
  - Roadway Work Zone Committee Meeting,
  - Safe Community Meeting in Schuyler,
  - Safety Conscious Planning Meeting,
  - STOP Program Meeting,
  - Traffic Records Assessment Interviews, and
  - Traffic Records Conference in Chicago on March 15 & 16, 2006,
- Constructed tables, graphs, charts and other tabular and/or illustrative materials to present visual summary of analyzed specific data (i.e. pedal cyclists, pedestrians, railroads, large trucks, school buses, etc.). Updated charts and graphs for website as requested. Updated 2006 Fatality statistics and other specified crash data as requested.
- Reviewed and updated of NHTSA Rules and Regulations regarding federal funds involving traffic safety as information was provided.
- Performed daily all routine NOHS activities and assignments in regards to traffic safety requests, surveys, reports, etc. Processed motorcycle claims, checked ranges for approved courses. Motorcycle Safety Education courses were conducted at training sites in Lincoln, Omaha, Hastings/Columbus, Norfolk and Gering/Scotts Bluff area. Reviewed the 2010 Grant Application and Final Rule Information on motorcycle funds. Reviewed and processed STOP instructor applications. Completed the *Nebraska Highway Safety Annual Report 2005*. Typed and mailed minutes and brochures for Nebraska Operation Lifesaver. Updated audiovisual catalog, *Policies, Procedures and Grant Contract Application July 2006, 2006 Nebraska's "Performance-Based" Strategic Traffic-Safety Plan*.

**Results:**

The fatal, A and B injury crash data for 2006 is unavailable from the Nebraska Department of Roads at this time.

<b>Funding:</b>	Sections 402:	\$92,895.50
<b>Contact:</b>	Linda Kearns, Nebraska Office of Highway Safety, P.O. Box 94612, Lincoln, NE 68509 Telephone: 402/471-2515 FAX: 402/471-3865 Email: linda.kearns@dmv.ne.gov	

**Traffic Safety Public Information and Education  
Nebraska Office of Highway Safety**

06-24

Program Areas:	Identification & Surveillance
Project Characteristics:	Educational Effort
Type of Jurisdiction:	Statewide
Jurisdiction Size:	1.7 Million
Target Population:	General Population

**Problem Identification:**

Nebraska is predominantly rural with a population of 1.7 million people. There are 1.3 million licensed drivers and 2 million registered vehicles. Traffic crashes are a daily occurrence resulting in approximately 8,352 injured persons annually (includes Type A-disabling and Type B-visible, but not disabling injuries). In 2004, 6,305 fatal, A and B injury crashes occurred, killing 254 people and injuring another 8,098 people.

After subtracting the "Alcohol" and "Speed" crash totals from the fatal, A and B crash total, 4,952 crashes occurred in 2004 that were contributed to "all other factors." This is below the 3 year average of 5,224 (Baseline 2002-2004).

In 2004, pedal cyclists were involved in 306 crashes, in which one person was killed and 216 incurred type A or B injuries. Pedestrians were involved in 396 crashes, in which nine people were killed and 257 incurred type A or B injuries. 39 train/motor vehicle crashes occurred, in which 5 people were killed and 14 received type A or B injuries. Motorcyclists were involved in 413 crashes, in which 23 people were killed and 332 incurred type A or B injuries. Helmets were used in 377 (81%) of the 465 drivers and passengers involved in the 413 crashes.

The reduction of fatal and injury traffic crashes requires the continued combined efforts of an informed public and dedicated government officials willing to address a variety of traffic safety issues. A good working relationship, including resources and support for local officials, businesses, and others in the community, by the NOHS staff, is essential for improved compliance of traffic laws.

**Goal and Objective:**

To reduce All Other Factors (minus Alcohol and Speed) in fatal, A and B injury crashes by 4% (4,377) in 2006.

**Strategies and Activities:**

- Produced/purchased and distributed 17,440 traffic safety-related materials (brochures and other educational items). Approximately 85% (14,881) were distributed to organizations within the NOHS Target Counties. In addition:
  - Acquired 5,000 "Help Prevent Aggressive Driving" brochures.
  - Loaned 100 videos to schools, community groups, and other organizations, 53 were loaned to organizations within the Target Counties.
  - The DMV-NOHS website was maintained and updated throughout the period with current traffic safety related facts, statistics, resources, and related links.
  - Purchased 1-year subscription to access the AP Wire Service through the Internet. Utilized 4,076 newspaper clippings from Universal Information Service as references for media, fatality files, and project files.
  - Distributed 925 sets of visor cards to State law enforcement agencies that were supplied by US DOT FMCSA. These visor cards assist with truck and bus crash reporting.
  - Provided copying and postage for a variety of traffic safety related materials.

- Provided annual Nebraska Safety Council membership fee for the NOHS.
- Provided annual National Committee on Uniform Traffic Laws dues for the NOHS
- Purchased a subscription of "Highway/Vehicle Safety Report" newsletter as a resource for NOHS staff.
- Partnered with Nebraska Operation Lifesaver to influence driver behavior concerning railroad crossings by providing printing and postage of meeting minutes, envelopes and newsletters. Printed 500 "Don't Lose Your CDL...or Your Life...at a Railroad Crossing" posters. Printed 2,000 "Need A Speaker?" forms.
- Provided printing and postage for "How Safe Is Your Driving?" pamphlets and envelopes to be mailed to all driver license renewals.
- NOHS manned a booth at the Nebraska Safety Council's Safety Health & Environmental Conference. Numerous traffic safety-related materials were distributed to attendees.
- Awarded a mini-grant to Nebraska Department of Roads to conduct a "Critical Strategies Workshop".
- A statewide survey to determine public opinion regarding traffic safety issues was not conducted.

**Result:**

The Fatal, A and B crash data for 2006 is unavailable from the Nebraska Department of Roads.

<b>Funding:</b>	Section 402:	\$25,486.31
<b>Contact:</b>	Tim Jasnoch, Nebraska Office of Highway Safety, P.O. Box 94612, Lincoln, NE 68509 Telephone: 402-471-2515 FAX: 402-471-3865 Email: timothy.jasnoch@dmv.ne.gov	



**Traffic Training  
Nebraska Office of Highway Safety**

06-25

Program Areas:	Alcohol and Other Drugs/Police Traffic Services
Project Characteristics:	Training
Type of Jurisdiction:	32 Priority Counties
Jurisdiction Size:	1,462,678
Target Population:	General Population

**Problem Identification:**

Nebraska is predominantly rural with a population of 1.7 million people. Nebraska has 1.3 million licensed drivers and 2 million registered vehicles. Traffic crashes are a daily occurrence resulting in over, 21,000 injured persons annually. In CY 2004, 37,227 crashes occurred, killing 254 people and injuring another 21,315 people.

**Goal and Objective:**

The goal is to reduce fatal, A and B injury crashes by 4% from the CY 2006 projected number.

The objective of this project is to provide funding assistance through the "Mini-Grant Contract Application and Award" process to agencies and/or organizations in the thirty-two priority counties to attend traffic safety related training. The Nebraska Office of Highway Safety will provide training opportunities within the State by bringing relevant programs to Nebraska's traffic safety professionals.

**Strategies and Activities:**

- To ensure that all applicants comply with the pre- and post- award requirements as outlined in the application. Mini-grant contract applications were reviewed to ensure that all applications were in compliance with the project requirements.
- To award approximately 20 mini-grant contracts to provide funding assistance for necessary training. During the project period twenty-eight mini-grant contracts were awarded as follows: Sheriff's Departments – 5 awards; Police Departments – 11 awards; Nebraska State Patrol – 5 awards; and, Other Organizations – 7 awards. In addition to the providing funding assistance for out-of-state training, this project also provided funding assistance to bring a nationally recognized traffic prosecutor to Nebraska to present at the County Attorney's Association Meeting.
- To review the course evaluations and process the reimbursement request for each mini-grant contract. Reimbursement requests and course evaluations were reviewed and processed for all twenty-seven mini-grant contracts.
- To explore the ability of the NOHS to bring pertinent training sessions to Nebraska rather than send individuals out- of-state. The Nebraska Office of Highway Safety distributed NHTSA revisions to the SFST curriculum to all Nebraska SFST instructors.

**Result:**

The fatal, A and B injury crash data for CY 2006 is unavailable from the Nebraska Department of Roads.

<b>Funding:</b>	Section 402:	\$62,210.05
<b>Contact:</b>	Becky Stinson, Nebraska Office of Highway Safety, P.O. Box 94612, Lincoln, NE 68509 Telephone 402/471-3880 FAX: 402/471-3865 Email: becky.stinson@dmv.ne.gov	

**Traffic Enforcement Training  
Nebraska Law Enforcement Training Center**

**06-26**

Program Areas:	Police Traffic Services
Project Characteristics:	Training
Type of Jurisdiction:	32 Priority Counties
Jurisdiction Size:	1,462,678
Target Population:	General Population

**Problem Identification:**

Nebraska is predominantly rural with a population of 1.7 million people. Nebraska has 1.3 million licensed drivers and 2 million registered vehicles. Traffic crashes are a daily occurrence resulting in over 21,000 injured persons annually. In CY 2004, 37,227 crashes occurred, killing 254 people and injuring another 21,315 people.

**Goal and Objective:**

The goal is to reduce fatal, A and B injury crashes by 4% from the CY 2006 projected number.

The objective of this project is to provide training to Nebraska’s law enforcement officers to increase effective enforcement of Nebraska’s traffic laws.

**Strategies and Activities:**

- To train a minimum of one hundred (100) law enforcement personnel in Standard Field Sobriety Testing. Four Standard Field Sobriety Testing classes were conducted training 146 students.
- To train a minimum of one hundred (100) law enforcement personnel in Radar Recertification. Four Radar Recertification training courses were conducted training 23 students.
- To train a minimum of sixty (60) law enforcement personnel in Radar Certification. Three Radar Certification courses were held training 116 students.
- To train a minimum of ten (10) law enforcement personnel in Intermediate Accident Investigation. One Intermediate Accident Investigation course was conducted training 19 students.
- To train a minimum of ten (10) law enforcement personnel in Advanced Accident Investigation. One Advanced Accident Investigation course was conducted training 14 students.
- To train a minimum of sixty (60) law enforcement personnel in Mobile Video Taping Operations. Four Mobile Video Taping Operations courses were conducted training 97 students.
- To develop and produce an interactive computer based training program for radar recertification. The radar recertification project was developed and distributed statewide to law enforcement agencies.
- One Radar/Lidar Instructor course was conducted by IPTM at NLETC training 17 new instructors.

**Result:**

The fatal, A and B injury crash data for CY 2006 is unavailable from the Nebraska Department of Roads.

<b>Funding:</b>	Section 402:	\$102,698.99
	State:	\$ 6,245.51
	Total Cost:	\$108,944.50

**Contact:** David D. Anderson, Nebraska Law Enforcement Training Center, 3600 North Academy Road, Grand Island, NE 68801 Telephone: 308/385-6030 FAX: 308/385-6032

**Selective Overtime Enforcement – Traffic  
Nebraska Office of Highway Safety**

**06-27**

Program Areas:	Police Traffic Services
Project Characteristics:	Saturation Patrol
Type of Jurisdiction:	32 Priority Counties
Jurisdiction Size:	1,462,678
Target Population:	General Population

**Problem Identification:**

Nebraska is predominantly rural with a population of 1.7 million people. Nebraska has 1.3 million licensed drivers and 2 million registered vehicles. Traffic crashes are a daily occurrence resulting in over 21,000 injured persons annually. In CY 2004, 37,227 crashes occurred, killing 254 people and injuring another 21,315 people.

**Goal and Objective:**

The goal is to reduce fatal, A and B injury crashes by 4% from the CY 2006 projected number.

The objective of this project is to provide funding assistance through the “Mini-Grant Contract Application and Award” process to law enforcement agencies in the thirty-two priority counties to conduct selective overtime traffic enforcement activities. Participating agencies will be provided funding assistance for the overtime salaries and mileage.

**Strategies and Activities:**

- To solicit participation from law enforcement agencies in the thirty-two priority counties to conduct selective traffic overtime enforcement. Information regarding the availability of the “Mini-Grant Contracts” for selective traffic overtime enforcement was forwarded to law enforcement agencies in the thirty-two priority counties and the Nebraska State Patrol.
- To ensure that all applicants comply with the pre-and post- award requirements as outlined in the application. The internal checklist was utilized to ensure that all applicants were in compliance with the project requirements.
- To award approximately 25 mini-grant contracts for selective traffic overtime enforcement activity in the thirty-two priority counties. The applicants will identify the dates, locations and times from their baseline data. During the project period 15 mini-grant contracts were awarded. The mini-grant contracts were awarded as follows: Sheriff’s Departments – 2 contracts; Police Departments – 7 contracts; and, Nebraska State Patrol – 6 contracts. These 15 mini-grant contracts resulted in a total of 3,171 hours of selective traffic overtime enforcement.
- To review the selective traffic overtime enforcement activity for each mini-grant and process the reimbursement request. Reimbursement requests were reviewed and processed for all 15 mini-grant contracts.

**Result:**

The fatal, A and B injury crash data for CY 2006 is unavailable from the Nebraska Department of Roads.

<b>Funding:</b>	Section 402:	\$118,179.04
<b>Contact:</b>	Becky Stinson, Nebraska Office of Highway Safety, P.O. Box 94612, Lincoln, NE 68509 Telephone 402/471-3880      FAX: 402/471-3865      Email: <a href="mailto:becky.stinson@dmv.ne.gov">becky.stinson@dmv.ne.gov</a>	

**Merrick County MoVeS (Motor Vehicle Safety)  
Central Nebraska Community Services**

06-28

Program Areas:	Occupant Protection
Project Characteristics:	Intervention and education through the schools, media, law enforcement, senior centers, the general public and others
Type of Jurisdiction:	Merrick County
Jurisdiction Size:	8,101 residents
Target Population:	15 through 34 year olds

**Problem Identification:**

According to Nebraska Health and Human Services, Merrick County's motor vehicle death rate for 1997-2001 is 34.0 per 100,000 populations, higher than the State's rate of 17.6 per 100,000 and significantly higher than the Nebraska 2010 Health Goal of 12.0. The number of fatal, A and B injury crashes for the past three years has been 26 in 2002, 31 in 2003, and 38 in 2004. In Merrick County the second leading cause of injury (1999-2000) is motor vehicle crashes at 167.0/100,000 populations. This compares to Nebraska's rate of 69.0/100,000. Additionally, the leading cause of unintentional injury related death in children ages 1-14 is motor vehicle crashes. According to the National Highway Traffic Safety Administration, in 2002 vehicle crashes were the number one cause of death for every age between 3 and 33. One of the causes for the county's high motor vehicle death and injury rate is of the 32 priority counties identified by NOHS, Merrick County's occupant protection use of 53.8% is much lower than Nebraska's rate of 62.6%. Merrick's youth (age 16-20) reported restraint use is less than the State rate also. The county's rate in 2004 was 63.3%. The State's percentage of youth reported use is 66.4%.

**Goal and Objectives:**

The goal is to reduce by 10% the number of fatal, A and B injury crashes in Merrick County from the three-year baseline average of 32 to 29 crashes.

The objectives of this grant will bring together community participants to assist in education and intervention efforts.

- To increase the percentage of drivers and passengers of all ages using restraints by 10% from the baseline percentages established in the fall, 2005 CNCS Merrick County observational assessment.
- To increase the knowledge of students, the target age of 15-34 year olds, and the general population about safe driving practices by 75% (375 of 500 residents).
- To partner with a minimum of 10 individuals or organizations to provide educational messages and intervention activities on the importance of safe driving practices.

**Strategies and Activities:**

- The Central City Republican-Nonpareil newspaper to featured 12 news articles related to Merrick County MoVeS and the Grand Island Independent printed one.
- Gather educational materials and resources promoting safe driving practices targeting young drivers and others during the first eight months of the year.
- CNCS staff made contacts with Nebraska Christian School and Central City Public Schools with introductory letters and educational materials. A seat belt and booster seat presentation was given to 380 preschool through 4<sup>th</sup> grade students at Central City Elementary School, 200 Palmer Public School students' K- 12<sup>th</sup> grades. A mock crash event was completed for 110 Central City High School students. Central City Public Schools and NE Christian School were visited with educational packets and project information for the upcoming school year.
- In December conducted an initial visual seat belt survey at three designated traffic sites. A total of 1,025 vehicles were observed with driver safety belt use 35%, passenger use 34%, and child restraint use at 33%.
- Contacts were made and educational materials distributed with Chamber of Commerce, law enforcement, childcare providers, churches, and others.

- Alcohol awareness and educational materials were distributed to 23 local businesses, restaurants, lounges and the library. The SIDE (Simulated Intoxicated Driving Experience) Class was presented to 34 people from two United Methodist Churches.
- The speed-reader board use in May and August at various locations around Central City as a deterrent to speeding and to increase awareness of safe driving practices.
- A presentation on safe driving education to 12 parents of Head Start students.
- Encouraged the Platte Valley Ethanol Plant through several visits to write a seat belt use policy. In September sixty-four businesses were sent a letter asking them to consider writing a policy on the use of seat belts for their staff driving company vehicles.
- In May children's educational materials were distributed at nine locations. A Click It or Ticket news release was sent to the Central City Republican-Nonpareil Newspaper and printed.
- Conducted a Friday Night checkpoint at Central City Wendy's Restaurant with over 40 vehicles driving through and approximately 65% of drivers restrained.
- A traffic safety check was completed in August. In September CNCS partnered with law enforcement conducting a traffic safety check north of Central City, with 107 vehicles processed through the check receiving a reward if buckled and educational materials.
- Set up a booth at the Merrick County Fair in Central City promoting seat belt safety and safe driving practices. One hundred residents of all ages were educated.
- In September conducted a second visual seat belt survey at same three designated traffic sites. A total of 1,550 vehicles were observed with 43.4% of the drivers wearing seat belts, 30% of the passengers buckled up and child restraint usage was 71.4%.
- Collected names of 18 community partners interested in participating on a committee: Central City Police Chief, Merrick County Sheriff, NE State Patrol, Hamilton County Deputy Sheriff, Superintendent of Central City Public Schools, Central City High School Principal, Central City Middle School Principal, Central City Elementary School Principal, Palmer Child Passenger Safety Technician, Tri-City Safe Kids Child Passenger Safety Technician Instructor, Central City Head Start Teacher, Local businessman, Lions Club President, CEO of Platte Valley Ethanol Plant, Wendy's Restaurant, Mother of crash victim, Mother of crash survivors, and the Central City Republican-Nonpareil Newspaper.

**Results:**

- The goal to reduce by 10% the number of fatal, A and B injury crashes in Merrick County from the three-year baseline of 32 to 29 was not met. The most recent statistics show a three-year average of 32 crashes for Merrick County, but NE HHSS 2000-2004 Profiles show the motor vehicle death rate for Merrick Co. has dropped to 24.4/100,000 population.
- The objective to increase occupant restraint usage by 10% for all ages from baseline percentages established in the fall 2005 observation was not met, but NOHS shows a current reported restraint use of 67.2% and youth rate of 76.5%.
- Nearly 1,500 residents were reached with educational messages about safe driving practices this fiscal year. Verbal and written surveys completed during the activities showed over 75% of residents increased their knowledge about safe driving practices.
- Community partners number over 18 individuals and organizations.
- All strategies planned were completed this year. The in-kind non-federal funds projected were exceeded. The projected amount was \$5,000.00. \$6,850.15 was generated in volunteer hours, media coverage, and other donations.

Seat Belt Survey	Dec. 8, 05	Sept. 28, 06
Driver wearing belt	35%	43.4%
Passenger restrained	34%	30%
Child in Safety Seat	33%	71.4%

<b>Funding:</b>	Section 402:	\$16,887.00
	Other	\$ 6,850.15 In-kind – Non-Federal Funds
	Total	\$23,737.15

**Contact:** Susan Bochart, Health Promotion Section Manager, Central Nebraska Community Services  
P.O. Box 509, Loup City, NE 68853, Telephone: 308/745-0780 Ext. 145, FAX: 308/745-0824  
Email : [sbochart@cennecs.org](mailto:sbochart@cennecs.org)

**La Vista Police Motorcycle Project  
La Vista Police Department**

**06-29**

Program Area:	Police Traffic Services
Project Characteristics:	Selective Patrol/Motorcycle
Type of Jurisdiction:	City of La Vista
Jurisdiction Size:	16,000
Target Population:	Driving Population Sarpy/Douglas Counties
.....	(467,000 licensed drivers)

**Problem Identification:**

Traffic crashes in La Vista increased 10% in 2004 over 2003 crashes (320 in 2004 and 289 in 2003). (Includes all crashes investigated, even those under \$1,000) Although La Vista has averaged 320 crashes over the past four years, there has been an increase in the number of personal injury crashes. In 2004, La Vista had 65 personal injury crashes, compared with a previous three-year average of 56. That's a 16% increase in personal injury crashes over three years. Without additional strategies to address the problem, the numbers will undoubtedly rise due to the traffic growth in La Vista.

	LaVista Standard Summary - Department of Roads											
	Crashes					Persons Killed or Injured					Pedestrian Injuries	Pedestrians Killed
	Fatal Crashes	A Injury Crashes	B Injury Crashes	C Injury Crashes	Total Crashes	Killed	A Injuries	B Injuries	C Injuries	Total Injuries		
2002	0	6	28	39	73	0	7	37	73	117	3	0
2003	0	5	20	46	71	0	7	27	88	122	2	0
2004	0	4	24	54	82	0	4	26	97	127	6	0
<b>Total</b>	0	15	72	139	226	0	18	90	258	366	11	0
<b>3 Yr Avg</b>					75					122		

The police department has identified several contributors to the above-cited problems. While the growth of the city contributes to increased traffic, the behavior of the motorist has been identified by the police department as the main reason for improper driving and crashes. Motorists in La Vista may have a more likely chance of being stopped by the police due to the geographic area of the city compared to Omaha; however, due to the number of violations the motorist commits that they "get away with," they may develop bad habits (red light violations, speeding) that contribute to crashes and injuries. Increased enforcement (selective enforcement operations) and education (defensive driving programs, such as STOP) have had short-term positive effects on drivers. However, when sustained, consistent traffic enforcement and continued community education will have a greater impact. Societal tolerance of youth underage drinking and driving combined with bad driving habits are a dangerous combination this program will address.

**Goal and Objective:**

The goal is to reduce fatal, A, B and C injury crashes by 5% in the city of La Vista from the three year average of 75 to 71. (Standard Summaries – Department of Roads)

The objective of the Motorcycle Project was to implement a motorcycle patrol unit to increase aggressive traffic enforcement.

**Strategies and Activities:**

- Solicit, select motorcycle officers and supervisor to participate in the motorcycle project.
- Advertise, award, select, and order police motorcycle and equipment.
- Develop and implement police department policies on use and maintenance police motorcycles.
- Select, coordinate and complete motorcycle training.
- Acquire 2005 data and identify dangerous/high incidents traffic crashes and violations.
- Contact Nebraska Office of Highway Safety to obtain teen alcohol impaired materials.
- Receive police motorcycle, deploy motorcycle officers, and write first motorcycle-produced citation.

- Conduct selective enforcement operation based on Strategy 5.
- The police motorcycle for the purpose of speed reduction enforcement and red light running violations campaigns will be conducted.
- The police motorcycle will be used to combat aggressive driving. Busy highways will be observed for violations that indicate aggressive driving.
- The police department will explore the use of motorcycles in the detection and investigation of driving under the influence offenses.
- The police motorcycle patrol unit will concentrate on weekday shift assignments. Traffic congestion, school traffic, selective enforcements, saturation patrols, dignitary protection, holiday weekends or special events. Traffic safety brochures will be provided at activities.
- Develop brochure reinforcing seat belt usage message to provide to students at La Vista schools.
- Evaluate the Motorcycle program and provide Annual Report to Nebraska Office of Highway Safety.

**Results:**

The goal was to reduce fatal, A, B and C injury crashes by 5% in the city of La Vista from the three year average of 75 to 71. (Standard Summaries – Department of Roads). In compiling results for this grant, which was in place for 3 months of 2005 (Oct-Dec), it is difficult to determine progress, as crash data for Jan-Sep 2006 is unavailable at this time. In 2005, the A, B and C injury crash total was 83, which is an increase from the 3 year average of 75, but consistent with 2004 totals (82).

The objective of the Motorcycle Project was to implement a motorcycle patrol unit to increase aggressive traffic enforcement. This objective was accomplished, as not only a motorcycle patrol unit was created but a full-service Traffic Unit as well.

- In 2005, the number of persons killed or injured in motor vehicle crashes was 132, which is an increase from the 3-year average of 122. There were 127 injuries in 2004. However, there has not been a traffic fatality during the reporting periods mentioned in this report (2002-2005) and to date in 2006.
- Total crashes in 2005 decreased by 15% to 270 from the 320 in 2004. Personal injury crashes decreased 9% from 65 in 2004 to 59 in 2005. Using grant period dates, from October 1, 2005 - September 30, 2006, crashes in La Vista totaled 297, 240 property damage crashes and 57 personal injury crashes. Compared to Oct 1, 2004 – September 30, 2005, which had totals of 313, (239 property damage crashes and 74 personal injury crashes) there has been a 23% decline in personal injury crashes and a 5% decline in total crashes.
- For the grant period (Oct. 1, 2005 to Sept. 30, 2006) La Vista Police issued 1,727 citations (and 2,046 written warnings). Citations for this period show an 11% increase over 2004. Citations for calendar year 2006 (Jan-Sep) are currently 1,399 and expected to have an estimated total of 1,900, which would be a 23% increase over 2004.
- Officers have been very visible in the public with the police motorcycle in both enforcement and educational modes. A flyer was created to promote safety belt usage; safety checkpoints were conducted, and selective enforcement operations carried out.

<b>Funding:</b>	Section 402:	\$22,000.00
	Other:	\$77,000.00
	Total Cost:	\$99,000.00

**Contact:** Robert S. Lausten, Chief of Police - La Vista Police Department, 7701 South 96<sup>th</sup> Street, La Vista, NE 68128 Phone: 402/331-1582 FAX: 402/331-7210  
Email: [BLausten@ci.la-vista.ne.us](mailto:BLausten@ci.la-vista.ne.us)

<b>Annual Report</b>	<b>Nebraska</b>
----------------------	-----------------

**Traffic Records  
Nebraska Office of Highway Safety**

**06-30**

Program Areas:	Traffic Record Support
Project Characteristics:	Traffic Record Decision Makers
Type of Jurisdiction:	Statewide
Jurisdiction Size:	1.7 Million
Target Population:	Traffic Record Personnel

**Problem Identification:**

In order to meet the overall goal of the reduction in fatal and injury crashes in 2005, decision makers need ready access to accurate and factual traffic safety information. If state senators are to make changes to current traffic laws, current and accurate data is necessary. To improve the quality of future impact projects, Nebraska must link and automate all available traffic record information.

**Goal and Objective:**

The goal is to improve the accuracy, accessibility, and simplicity of Nebraska's traffic data; to provide a mechanism for linkage to other support data and for needed automation. This support grant will assist decision makers with better and more accurate traffic information in making a myriad of decisions involving fatal and injury motor vehicle crashes.

**Strategies and Activities:**

- To provide overall general support to improve traffic record information.
- To provide a conduit for linkage of support information to the traffic record information (i.e. - Codes).
- To provide relevant hardware/software for traffic record support.
- To provide a mechanism for local entities to apply for mini-grants to upgrade and improve their traffic records capabilities.

**Results:**

- A mini-Grant application for \$10,640 was received in April for the Nebraska Crime Commission. This mini-grant will allow for maintenance of a statewide license current with Transcite Logic (the makers of EZ Street Draw). EZ Street Draw has been deployed to over 200 law enforcement agencies around the state. It provides the basis for electronic diagram creation within the CJIS sponsored law enforcement records system (SLEUTH) and the NDOR new online accident submission website. The support entitles all participating law enforcement agencies to receive support and software updates.
- A second mini-grant application for \$2,265 was received and approved in August for the Nebraska Crime Commission. This mini-grant provided for Mike Overton and Corey Cashmere to attend the 2<sup>nd</sup> Annual Global Justice XLM Data Model Users Conference in San Diego, California in September. The Conference highlighted various real-world implementations, best practices, and lessons learned regarding use of the GJXDM. This year's agenda included several presentations on cross-domain exchange scenarios and the creation of NIEM Information Exchange Packages. Nebraska eCitation initiative and accident data collection efforts are based on this technology.

<b>Funding:</b>	Section 402:	\$ 12,904.98
<b>Contact:</b>	Bob Corner, Nebraska Office of Highway Safety, P.O. Box 94612, Lincoln, NE 68509 Telephone: 402/471-2516      FAX: 402/471-3865      Email: <a href="mailto:bob.corner@dmv.ne.gov">bob.corner@dmv.ne.gov</a>	



**Computer System  
Nebraska Office of Highway Safety (NOHS)**

06-31

Program Area:	Traffic Records
Project Characteristics:	Computer Fax Hardware, Software and Accessories
Type of Jurisdiction:	Highway Safety Division
Jurisdiction Size:	Office Personnel

**Problem Identification:**

The Nebraska Office of Highway Safety is dedicated to reducing fatalities and injuries resulting from motor vehicle crashes. Hardware and software for Personal Computer (PC) equipment and accessories are necessary for providing information on traffic safety. There is a need to increase statewide knowledge regarding traffic incident involvement to reduce motor vehicle fatality and injury crashes. Increasing emphasis on strategic/performance based outcome projects and activities have created further reliance on data capture and analysis. In order to satisfy this additional requirement, the NOHS staff will need adequate PC equipment, hardware, software and accessories.

**Goal:**

The goal is to provide funds for adequate PC equipment, hardware, software, and accessories for NOHS workstations.

**Strategies and Activities:**

- To equip NOHS staff with an integrated PC workstation capable of producing analysis of traffic and accounting data in an efficient and reliable manner.
  - Purchased the following: Lexmark X7170 Printer, ServiceNet 2 Year Replace Print/Scan Warranty, Lexmark C760dtn Printer, Lexmark 500 Sheet Drawer for C760, Lexmark 3 Year Extended Warranty for LexmarkC760dtn Printer, Latitude D620 Intel Core Duo T2300 Laptop with Memory Key and Carrying Case.
  - Received reimbursement for surplus of two old printers.
- To generate charts and graphs of traffic data, presentation materials, and correspondence reports. Provided the following computer/fax supplies:
  - Purchased the following: one Black Toner for Samsung Fax machine, one Black Toner for HP LaserJet Printer, one Black Toner for Lexmark 762, one Black Toner for Lexmark X7170, one Color Toner for Lexmark X7170, and one each, Yellow, Magenta, Cyan High Yield Toner Cartridges for Lexmark C760

**Results:**

Adequate supplies and accessories were provided for the computer workstation for each employee.

<b>Funding:</b>	Sections 402:	\$7,518.63
<b>Contact:</b>	Linda Kearns, Nebraska Office of Highway Safety, P.O. Box 94612, Lincoln, NE 68509 Telephone: 402/471-2515      FAX: 402/471-3865      Email: linda.kearns@dmv.ne.gov	

**Speed/Program Coordination  
Nebraska Office of Highway Safety**

06-32

Program Area:	Speed Control
Project Characteristics:	Program Support and Coordination
Type of Jurisdiction:	Statewide
Jurisdiction Size:	1.7 Million
Target Population	Driver Population

**Problem Identification:**

Nebraska is predominantly rural with a population of 1.7 million people. There are 1.3 million licensed drivers and 2 million registered vehicles. Traffic crashes are a daily occurrence resulting in approximately 8,352 injured persons annually (includes Type A-disabling and Type B-visible, but not disabling injuries). In 2004, 6,305 fatal, A and B injury crashes occurred, killing 254 people and injuring another 8,098 people.

During 2004 a total of 78,831 convictions for speed related offenses occurred in Nebraska. On average 80,419 convictions occur (Baseline 2002-2004).

In 2004, "Speed too Fast for Conditions" and "Exceeding Speed Limit" was determined to be the major contributing human factors in 14% (32) of the 238 fatal crashes that occurred in Nebraska. Those two speed-related factors also accounted for 6% (581) of the 10,182 fatal, A and B injury crashes. \* Department of Roads changed the Accident Report Form in the "Driver Contributing Circumstances" category.

The reduction of fatal and injury traffic crashes requires the continued combined efforts of an informed public and dedicated government officials willing to address the speed issue. A good working relationship, including resources and support for local officials by the NOHS staff, is essential for improved compliance of speed related.

The coordination and assistance provide an essential element in speed-related programs. In order to impact attitudes regarding speed among Nebraska's motoring public, technical support from NOHS office in this concentrated area is necessary.

**Goal and Objective:**

The goal is to reduce speed-related fatal, A and B injury crashes by 4% (449) in 2006.

The objective of this project is to provide salary, benefits, travel, office expenses, etc. for NOHS staff to conduct the activities outlined in the Nebraska's "Performance-Based" Strategic Traffic-Safety Plan, October 1, 2005 through September 30, 2006.

**Strategies and Activities:**

- Provided coordination support and assistance to speed related projects involving federal funding. Funding was provided for salaries/benefits, communication expenses, building rent/assessment, and vehicle rent/lease and travel expenses.
- Conducted desk monitoring for each speed-related project. The following speed-related projects were targeted: Traffic Enforcement Training; Speed/Program Coordination; Speed/Selective Overtime; Speed Equipment; and Speed/Public Information and Education.
- Assisted and provided technical speed-related data, reports, and information to contractors, law enforcement agencies, NOHS staff, the public, legislature, etc.

- Provided assistance to law enforcement agencies and organizations with scheduling, maintenance, deliver and return of the Speed Monitoring Trailers. The trailers were scheduled, maintain and delivered to law enforcement agencies.
- Attended highway safety seminars, conferences, workshops, meetings, training, etc. pertaining to speed-related projects. Participated in the Critical Strategies Workshop in Lincoln on May 16.
- Constructed tables, graphs, charts and other tabular and/or illustrative materials to present visual summary of analyzed specific data (speed-related traffic statistics). Revised and updated information on urban and rural interstate fatal and injury crashes, and other speed-related statistics as requested.
- Reviewed and keep updated of NHTSA Rules and Regulations regarding federal funds involving speed. Ongoing as information is provided.
- Performed daily all routine NOHS activities and assignments in regards to speed related requests, surveys, reports, and handled scheduling of the speed trailer, etc.
  - Completed mini-grant selective overtime radar awards as requested by law enforcement agencies. Updated website with speed-related statistics.

**Results:**

The fatal, A and B injury crash data for 2006 is unavailable from the Nebraska Department of Roads. However, the speed-related fatal, A and B injury crashes decreased from 2004 number of 581 to 576 in 2005. Note: In 2002 the speed category changed on the accident report form and as a result the speed numbers dropped significantly.

A comparison of 2003 "Speed Convictions" (81,908) were compared to 78,831 in 2004 for a decrease of 3.7% and then compared to 2005 (82,231) for an increase of 4.3%.

<b>Funding:</b>	Sections 402:	\$18,688.05
<b>Contact:</b>	Linda Kearns, Nebraska Office of Highway Safety, P.O. Box 94612, Lincoln, NE 68509 Telephone: 402/471-2515      FAX: 402/471-3865      Email: <a href="mailto:linda.kearns@dmv.ne.gov">linda.kearns@dmv.ne.gov</a>	

**Selective Overtime Enforcement –Speed  
Nebraska Office of Highway Safety**

**06-33**

Program Areas:	Police Traffic Services
Project Characteristics:	Saturation Patrol & Speed Enforcement
Type of Jurisdiction:	32 Priority Counties
Jurisdiction Size:	1,462,678
Target Population:	General Population

**Problem Identification:**

Nebraska is predominantly rural with a population of 1.7 million people. There are 1.3 million licensed drivers and 2 million registered vehicles. Traffic crashes are a daily occurrence resulting in approximately 8,352 injured persons annually (includes Type A-disabling and Type B-visible, but not disabling injuries). In 2004, 6,305 fatal, A and B injury crashes occurred, killing 254 people and injuring another 8,098 people.

In CY 2004, “Speed Too Fast For Conditions” and “Exceeding Speed Limit” were determined to be the major contributing human factors in 27 (11.8 percent) of the 229 fatal crashes that occurred in Nebraska. Those two speed related factors also accounted for 581 (9.2 percent) of the 6,305 fatal, A and B type injury crashes.

**Goal and Objective:**

The goal is to reduce speed-related fatal, A and B injury crashes by 4% from the CY 2006 projected number.

The objective of this project is to provide funding assistance through the “Mini-Grant Contract Application and Award” process to law enforcement agencies in the thirty-two priority counties to conduct selective overtime speed enforcement activities. Participating agencies will be provided funding assistance for the overtime salaries and mileage.

**Strategies and Activities:**

- To solicit participation from law enforcement agencies in the thirty-two priority counties to conduct selective speed overtime enforcement. Information regarding the availability of the “Mini-Grant Contracts” for selective speed overtime enforcement was forwarded to law enforcement agencies in the thirty-two priority counties and the Nebraska State Patrol.
- To insure compliance with the pre-and post- award requirements as outlined in the application. The internal checklist was utilized to ensure the applications were in compliance with the project requirements.
- To award approximately 30 mini-grant contracts for selective speed overtime enforcement activity in the thirty-two priority counties. The applicants will identify the dates, locations and times from their baseline data. During the project period five (5) mini-grant contracts were awarded. The mini-grant contracts were awarded as follows: Sheriff’s Departments – 2 contracts; and, Police Departments – 4 contracts. These five mini grant contracts resulted in a total of 560 hours of selective speed overtime enforcement.
- To review the selective speed overtime enforcement activity for each mini-grant and process the reimbursement request. Reimbursement requests were reviewed and processed for all of the contracts.

**Result:**

The fatal, A and B injury crash data for CY 2006 is unavailable from the Nebraska Department of Roads.

<b>Funding:</b>	Section 402:	\$18,360.27
<b>Contact:</b>	Becky Stinson, Nebraska Office of Highway Safety, P.O. Box 94612, Lincoln, NE 68509 Telephone 402/471-3880      FAX: 402/471-3865      Email: <a href="mailto:becky.stinson@dmv.ne.gov">becky.stinson@dmv.ne.gov</a>	

**Speed Equipment  
Nebraska Office of Highway Safety**

06-34

Program Areas:	Police Traffic Services
Project Characteristics:	Speed Enforcement
Type of Jurisdiction:	32 Priority Counties
Jurisdiction Size:	1,462,678
Target Population:	General Population

**Problem Identification:**

Nebraska is predominantly rural with a population of 1.7 million people. Nebraska has 1.3 million licensed drivers and 2 million registered vehicles. Traffic crashes are a daily occurrence resulting in over 21,000 injured persons annually. In CY 2004, 37,227 crashes occurred, killing 254 people and injuring another 21,315 people.

In CY 2004, "Speed Too Fast For Conditions" and "Exceeding Speed Limit" were determined to be the major contributing human factors in 27 (11.8 percent) of the 229 fatal crashes that occurred in Nebraska. Those two speed related factors also accounted for 581 (9.2 percent) of the 6,305 fatal, A and B type injury crashes.

**Goal and Objective:**

The goal is to reduce speed-related fatal, A and B injury crashes by 4% from the CY 2006 projected number.

The objective of this project is to provide funding assistance through the "Mini-Grant Contract Application and Award" process to law enforcement agencies in the thirty-two priority counties to purchase speed detection equipment. Participating agencies will be provided funding assistance for fifty percent of the cost of each unit up to a maximum of \$600.00 for no more than two units. In addition to speed detection units, funding assistance may be provided for speed monitoring trailers up to a maximum of \$10,000.00 per unit.

**Strategies and Activities:**

- To insure that all applicants comply with the pre- and post- award requirements as outlined in the application. All mini-grant contract applications were reviewed to insure that the application requirements were met.
- To award approximately 40 mini-grant contracts for funding assistance to purchase speed detection equipment. During the project period thirty-five (35) mini-grant contracts were awarded providing 54 radar units as follows: Sheriff's Departments – 13 contracts providing 22 radar units; and, Police Departments – 22 contracts providing 32 radar units. During the project period no speed trailers were awarded.
- To review and process the invoices for the awarded speed detection equipment. All invoices were reviewed and processed.

**Result:**

The fatal, A and B injury crash data for CY 2006 is unavailable from the Nebraska Department of Roads.

<b>Funding:</b>	Section 402:	\$33,097.50
	Local:	\$66,632.00
	Total Cost:	\$99,729.50

**Contact:** Becky Stinson, Nebraska Office of Highway Safety, P.O. Box 94612, Lincoln, NE 68509  
Telephone 402/471-3880 FAX: 402/471-3865 Email: [becky.stinson@dmv.ne.gov](mailto:becky.stinson@dmv.ne.gov)

**Speed Public Information and Education  
Nebraska Office of Highway Safety**

06-35

Program Areas:	Speed Control, Speed Enforcement
Program Characteristics:	Educational Effort
Type of Jurisdiction:	32 Target Counties
Jurisdiction Size:	1,462,678
Target Population:	General Population

**Problem Identification:**

Nebraska is predominantly rural with a population of 1.7 million people. There are 1.3 million licensed drivers and 2 million registered vehicles. Traffic crashes are a daily occurrence resulting in approximately 8,352 injured persons annually (includes Type A-disabling and Type B-visible, but not disabling injuries). In 2004, 6,305 fatal, A and B injury crashes occurred, killing 254 people and injuring another 8,098 people.

During 2004 a total of 78,831 convictions for speed related offenses occurred in Nebraska. On average 80,419 convictions occur (Baseline 2002-2004).

The reduction of fatal and injury traffic crashes requires the continued combined efforts of an informed public and dedicated government officials willing to address the speed issue. A good working relationship, including resources and support for local officials, businesses, and others in the community, by the NOHS staff, is essential for improved compliance of speed related laws.

**Goal and Objective:**

To reduce speed-related Fatal, A, and B injury crashes by 4% (449) in 2006.

**Strategies and Activities:**

- Produced/purchased and distributed 3,707 speed related materials (brochures and other educational items). Approximately 82% (3,057) were distributed to organizations within the Target Counties. In addition:
  - Loaned one speed-related video to schools, community groups, and other organizations.
  - The DMV-NOHS website was maintained and updated throughout the period with current speed related facts, statistics, resources, and related links.
- Provided the 3 speed monitoring trailers to 37 agencies, 23 (62%) within the target counties, and 14 (38%) in non-target counties (see below). Routine maintenance and repairs were also provided.
  - Battle Creek Police Department – Madison County
  - Blaine County Sheriff's Office – Blaine County
  - Buffalo County Sheriff's Office – Buffalo County
  - Cedar Bluffs Police Department – Saunders County
  - Central City Police Department – Merrick County
  - Coleridge Police Department - Cedar County
  - Custer County Sheriff's Office – Custer County
  - Emerson Police Department – Thurston County
  - Fremont Police Department – Dodge County
  - Friend Police Department – Saline County
  - Garfield County Sheriff's Office – Garfield County
  - Greeley County Sheriff's Office – Greeley County
  - Hamilton County Sheriff's Office – Hamilton County
  - Harlan County Sheriff's Office – Harlan County
  - Kearney County Sheriff's Office – Kearney County
  - Keith County Sheriff's Office – Keith County

Lancaster County Sheriff's Office – Lancaster County  
 Laurel Police Department – Cedar County  
 Madison County Sheriff's Office – Madison County  
 Malcolm Village Board – Lancaster County  
 McPherson County Sheriff's Office – McPherson County  
 Merrick County Sheriff's Office – Merrick County  
 Milford Police Department – Seward County  
 Norfolk Police Department – Madison County  
 Osmond Police Department – Pierce County  
 Pierce County Sheriff's Office – Pierce County  
 Pierce Police Department – Pierce County  
 Plainview Police Department – Pierce County  
 Platte County Sheriffs Office – Platte County  
 Polk County Sheriff's Office – Polk County  
 Saline County Sheriff's Office – Saline County  
 Sarpy County Sheriff's Office – Sarpy County  
 Saunders County Sheriff's Office – Saunders County  
 Sherman County Sheriff's Office – Sherman County  
 Stanton County Sheriff's Office – Stanton County  
 Thomas County Sheriff's Office – Thomas County  
 Valley County Sheriff's Office – Valley County

- A statewide survey to determine public opinion regarding speed issues was not conducted.

**Results:**

The fatal, A and B injury crash data for 2006 is unavailable from the Nebraska Department of Roads.

<b>Funding:</b>	Section 402:	\$2,103.62
<b>Contact:</b>	Tim Jasnoch, Nebraska Office of Highway Safety, P.O. Box 94612, Lincoln, NE 68509 Telephone: 402/471-2515 FAX: 402/471-3865 Email: <a href="mailto:timothy.jasnoch@dmv.ne.gov">timothy.jasnoch@dmv.ne.gov</a>	

**Nebraska Seatbelt Coalition**  
**Nebraska Office of Highway Safety**

06-38

Program Areas:	Occupant Protection
Project Characteristics:	Program Support
Type of Jurisdiction:	Statewide
Jurisdiction Size:	1.7 Million
Target Population	Driver Population

**Problem Identification:**

Nebraska is predominantly rural with a population of 1.7 million people. There are 1.3 million licensed drivers and 2 million registered vehicles. Traffic crashes are a daily occurrence resulting in approximately 8,352 injured persons annually (includes Type A-disabling and Type B-visible, but not disabling injuries). In 2004, 6,305 fatal, A and B injury crashes occurred, killing 254 people and injuring another 8,098 people.

The NOHS uses statewide observation surveys to determine safety belt usage for drivers and front seat passengers. Usage during the years of 2003 –2005 was observed at 76.1%, 79.2% and 79.2%. However, the "Safety Belt Use in Nebraska in 2005" observation (79.2%) was an increase of 9.5% from the 2002 observed rate of 69.7%, and 3.5% from 2003 while remained the same as 2004. With the reintroduction of the state belt law, public information and education efforts combined with section 402, 157, and 405, enforcement support programs is necessary to increase the usage rate.

**Goal and Objective:**

The overall goal is to increase the occupant restraint usage to 82.8% in 2006.

The objective of this project is to provide assistance to increase knowledge of the general public regarding the benefits of occupant restraints.

**Strategies and Activities:**

To provide coordination support and assistance to occupant protection projects through four mini-grants for occupant protection projects.

- Quarterly Mini-grants were provided to National Safety Council, Greater Omaha Chapter to provide staff to support the goals of the "Click It – Don't Risk It" (CIDRI) public education campaign with the following strategies and outcomes".
  - Attended the Lifesavers conference and utilized information to build on existing initiatives and campaign.
  - Distributed 2,000 Honor Roll brochures, which includes the Gold Standard Award. Seven organizations pass the gold standard and 18 organizations earned the Honor Roll award.
  - Attended the Safety and Health Summit, May 2006, which attracted more than 2,000 people.
  - Researched other states safety belt initiatives including Minnesota, Texas, California and Colorado to help generate new ideas for the CIDRI, especially the Hispanic community campaigns.
  - Held a Steering Committee Meeting on July 27 to cover events, fairs, honor roll, school promotions, upcoming campaigns, at risk populations, use of coalition members and promotional tools.
  - Produced 29 Click It Chronicle (newsletters), filled 137 material order requests and distributed more than 73,000 items.
  - Update Click It website as needed with new information and materials as needed.
  - Distributed more than 997 "Pickup The Habit" posters.
  - Sent Media Kit to weekly publication across Nebraska in conjunction with 'Buckle Up in Your Truck' campaign.
  - Promoted 'Pickup The Habit" campaign and its message to at-risk groups. Worked with Aquila Natural Gas and spoke to their rural locations with a high population of pickup drivers.



- Promoted the Honor Roll Award along with the new Gold Standard Honor Roll to new potential and existing Honor Roll Members through NSC-GOC publications (Safety Pro and Kids Chronicle) and mailings which reach more than 2,500 people with each distribution.
- Provided over 180 parking lot signs to schools and organizations.
- Provided over 300,000 "Cross Your Heart" giveaway brochures across the state.
- Create supplemental tools for "Toe Tag campaign" which include textbook covers and t-shirts.
- Produced and mailed 300 high school packet "Toe Tag campaign" for 2006-2007 school year.
- Sent Tot Tag campaign mailing to 13 Nebraska Coaches Association board of directors.
- Provide children's materials to schools. Developed a section on Order Form focusing specifically on children.
- Educated parents at health fairs on the importance of safety belts.
- Distributed 13,020 coloring books and 7,610 children/s stickers to schools and organizations.
- Mailed letters to 500 Boy Scouts and 400 Girl Scouts Troop leaders across Nebraska.
- Prepared two literature pieces to be included in Girl Scout publications, their e-mail newsletter and The Pathfinder, their quarterly newsletter.
- Researched Costa Rica seat belt campaign, 'Por Amor Use El Cinturon.'" Obtain permission from Coasta Rica Seat Belt Campaign and the FIA Foundation to use their artwork and slogan for our own Hispanic Campaign. Created parking lot/yard signs and Hispanic educational brochure.
- Sent mailing (Honor Roll, promotional item order form, etc.) to Omaha Boys and Girls Club.
- Distributed Hispanic materials through the Hispanic Chamber of Commerce. Distributed 9 "Por Amore Use el Cinturon" signs, 400 Hispanic educational brochures, and 3,900 Hispanic "Cross Your Heart" giveaway brochures. Order Spanish version of "I Buckled Up Today" sticker.
- Sent mailings to health association, nurses, hospitals and public health facilities to encourage coalition membership. Sent mass mailings to all high schools and former Coalition member's contact information.
- Started crash survivor list to contact about becoming members, approximately 35 people.
- Worked with Kelly MacMillian, victim survivor who lost her son in a crash. Attended her 'Click for Nick' event in Wahoo on June 12.
- Gained approximately 77 new Coalition members throughout the year. Membership as September 30, 2006 is 504 members.
- Steering Committee currently consists of 42 members.
- Worked with current and new businesses to sponsor another giveaway brochure for 2006.
- Updated, finalized and distribute business packet encouraging businesses on the need for a safety belt policy.
- Speaking Engagements/Special Meeting or Events: 6 Proclamation Ceremonies, 18 High School events, 1 Highway Safety Advocate meeting, 19 Health Fairs / Safety Days / County Fairs / State Fair/ Steering Conference, and the following activities Critical Strategies Workshop, Southeast Omaha Precinct, CIDRI Steering Committee Meeting, A Day For Kids, Boys & Girls Clubs, You Drink & Drive. You Lose. Campaign, etc. Approximately 33,213 people were reached at these events.

**Results:**

The 2006 Fatal, A and B injury crash data from the Nebraska Department of Roads is unavailable at this time. Nebraska's observed occupant protection usage rate remained the same at 79.2% in 2004 and 2005. The seat belt usage rate of 76.0% for 2006 was a 3.2% decrease from the previous year and below the goal of 82.8% by 6.8%. The Nebraska Occupant Restraint Survey conducted in June/July 2006 showed a decrease of 3.2% in seat belt usage from the previous year. Eighteen of the 19 observed counties are priority counties for FY2006 with an observed seat belt usage rate for all nineteen counties of 76.0%. Only three of the nineteen counties showed an increase in seat belt usage.

A comparison of 2003 "Occupant Protection" convictions (8,062) were compared to 6,398 in 2004 for a decrease of 26% and then compared to 2005 (6,841) for an increase of 6.4%.

<b>Funding:</b>	Sections 402:	\$76,774.54
<b>Contact:</b>	Linda Kearns, Nebraska Office of Highway Safety, P.O. Box 94612, Lincoln, NE 68509 Telephone: 402/471-2515 Fax: 402/471-3865 Email: <a href="mailto:linda.kearns@dmv.ne.gov">linda.kearns@dmv.ne.gov</a>	

**Nebraska Crash Outcome Data Evaluation System  
Nebraska Health and Human Services System (NHHSS)**

**06-39**

Program Areas:	Traffic Records
Project Characteristics:	Crash Injury Surveillance
Type of Jurisdiction:	State Government
Jurisdiction Size:	Statewide
Target Population:	1.7 million Nebraskans

**Problem Identification:**

Motor vehicle crashes continue to be a leading health problem. According to the NHHSS Injury in Nebraska report, overall, motor vehicle crashes are the leading cause of injury death. According to *Traffic Crash Facts* (Nebraska Department of Roads, 2005), 35,739 crashes occurred in Nebraska in 2005 resulting in 276 deaths, 19,827 injured persons, and nearly \$1.7 billion in economic loss including medical and emergency expenses.

**Goal and Objective:**

The Nebraska CODES is an ongoing program, and the goal of CODES is consistent with the federal highway safety funds' goal to reduce Nebraska's fatal and serious injury crash rates. CODES provide data in support of highway safety efforts by using information generated from the linked statewide crash and medical records. CODES monitors the scope of highway safety problems, targets countermeasures, recommends prevention strategies, evaluates the cost effectiveness of these strategies, and supports effective approaches to highway safety and injury control.

**Strategies and Activities:**

Coordinate the CODES program, with the assistance of the Advisory Committee. Link the four statewide databases including the Crash, EMS, HDD, and Death Certificate Data for the years 2001 to 2003. The CODES activities are focusing the data linkage and the data usage.

Produce a series injury related reports, fact sheets, and conduct state-specific highway safety study.

Prepare data for NTHSA, injury prevention programs, and other researchers.

**Results:**

Coordinate the CODES Advisory Committee meetings. The CODES Advisory Committee members meet quarterly. Completion Data: October 21, 2005, January 20, April 21, and July 21 of 2006.

Linked the Crash data to HDD and Death Certificate Data for 2001 to 2003.

Due to unavailability of statewide EMS data, we are unable to complete the routine data linkage that includes the Crash, EMS, HDD, and Death Certificate data for 2001 to 2003. Combined efforts have been made to complete the EMS data entry. We will resume the routine CODES linkage for 2001 to 2004 after the 2001 to 2004 EMS data is received. Alternatively, we performed CODES data linkage without the EMS data to have more recent years' CODES data available to meet data needs. We have linked 2001 to 2003 CODES data that is the result of linking the Crash to HDD and Death Certificate data.

The development of CODES annual and management reports was postponed due to the unavailability of EMS data. The reports will be produced when the EMS data becomes available and linked.

During October to December 2005, we were working on finalizing the report of Injury in Nebraska. The report was released in January 2006. This report is the first one systematic and comprehensively addressing injury in Nebraska using multiple data sets.

CODES coordinated a combined effort to develop a series of fact sheets in December 2005. The facts sheets are based on the Report of Injury in Nebraska, addressing five leading causes of injury in Nebraska. The fact sheets were released in January 2006.

In January and February 2006, we prepared data for the Safe Kids program regarding restraint use of children under 15 who were involved in crashes. The data was used for the Nebraska Child Passenger Safety Five-Year Report 1999 to 2004. The report was released in April 2006.

Based on the Death Certificate Data, we conducted a study comparing Nebraska related MVC deaths by the state of occurrence of crash and the state of residency of the deceased persons.

Following the above study, another study is to describe the patterns of crashes occurring in Nebraska involving Nebraska and Non-Nebraska drivers based on the 1999-2003 Crash data. These two studies were presented at the 32nd International Forum on Traffic Records and Highway Safety Systems on August 1, 2006, Palm Springs, CA.

CODES prepared the data requested by NHTSA, injury prevention programs, and researcher in a timely manner. We also provide technical support to the highway safety and injury prevention programs in terms of data analysis.

In February 2006, we prepared ATV related crash data to a local health agency. The data describes the characteristics of ATV related crashes in terms of who was involved, the consequences, and patterns of the crashes.

In late May and Early June 2006, CODES conducted the Teen Driver Model that NHTSA requested using 2002 and 2003 CODES data. The results were submitted to NHTSA in early June.

Ming Qu coordinated data submission to the CDC, which will be used for the CDC's State Injury Indicators Report (Third Edition) at the end of June. CDC informed NHHSS that the CDC accepted the data as submitted in September 2006.

CODES has coordinated injury data for nine-district health department for their strategic plans starting in April 2006 and completed in September 2006.

Because of Prabhakar Dhungana, CODES data analyst's resignation in June 2006, CODES faces challenges in staff shortage and staff recruiting.

<b>Funding:</b>	Section 402:	\$50,974.81
	Other: State	\$18,424.00
	Total Cost:	\$69,398.81

**Contact:** Ming Qu, Nebraska Health and Human Services System  
301 Centennial Mall South, Lincoln, NE 68507  
Telephone: 402/471-0566      FAX: 402/471-1371      E-mail: [ming.qu@hhss.ne.us](mailto:ming.qu@hhss.ne.us)

**Child Passenger Safety Promotion  
Nebraska Office of Highway Safety**

157-06-1

Program Areas:	Occupant Protection
Project Characteristics:	Educational Effort, Outstanding Collaborative Effort
Type of Jurisdiction:	Statewide
Jurisdiction Size:	1.7 Million
Target Population:	General Population

**Problem Identification:**

Nebraska is predominantly rural with a population of 1.7 million people. There are 1.3 million licensed drivers and 2 million registered vehicles. Traffic crashes are a daily occurrence resulting in approximately 8,352 injured persons annually (includes Type A-disabling and Type B-visible, but not disabling injuries). In 2004, 6,305 fatal, A and B injury crashes occurred, killing 254 people and injuring another 8,098 people.

The NOHS uses statewide observation surveys to determine child safety seat usage. Usage decreased from 87.7% in 2004 to 84.3% in 2005. However, this demonstrates that 16% of children in Nebraska are riding totally unrestrained. Even those children riding in safety seats are often at risk. In 2005, more than 7,800 child safety seats were inspected at check up events throughout Nebraska, finding 89% installed incorrectly/misused.

The reduction of fatalities and injuries among children due to motor vehicle crashes requires the continued combined efforts of an informed public and dedicated government officials willing to address child passenger safety issues. A good working relationship, including resources and support for local officials, businesses, and others in the community, by the NOHS staff, is essential for improved compliance of child passenger safety laws.

**Goal and Objectives:**

The overall goal is to increase the usage rate of child safety seats by 3% annually from the 2005 observed rate of 84.3% to 86.3% in 2006.

The objectives are to increase the availability of child passenger safety (CPS) resources for parents/caregivers statewide and to provide up-to-date information to certified CPS instructors and technicians that serve as resources for parents/caregivers.

**Strategies and Activities:**

- Provided four NHTSA Certified Child Passenger Safety Technician Trainings. NOHS awarded mini-grants to Nebraska Local Technical Assistance Program (LTAP) to administer the following technician trainings:
  - March 27-31, 2006, Sidney Police Department, 11 technicians trained.
  - May 9-13, 2006, Saint Francis Medical Center Foundation, Grand Island, 15 technicians trained.
  - August 1-5, 2006, Faith Regional Health Services, Norfolk, 10 technicians trained.
  - September 12-16, 2006, Saint Elizabeth Foundation, 20 technicians trained.
  - The following courses were funded by other sources. The NOHS provided printed resources for participants as well as the corresponding Check-Up events.
  - February 2-3, 8-10, 2006, Kearney, 7 technicians trained (Good Samaritan Hospital Foundation funded).
  - March 28-April 1 2006, Omaha, 27 technicians trained (National Safety Council Greater Omaha Chapter funded).

- Provided a Technician Update May 24 & 25, 2005, in Kearney. Approximately 125 technicians attended. NOHS contracted with Joseph Colella from Maryland to speak and provide instructional services at the update. The coordination of lodging, meeting rooms, meals, and registration was handled jointly by NOHS and Good Samaritan Hospital Foundation.
- Provide resources to instructors and technicians to enhance training and parent education (i.e., mailings, videos, newsletter subscriptions).
  - Printed 60,000 "Occupant Protection Law" cards, 50,000 English and 10,000 Spanish versions.
  - A video called "Don't Risk Your Child's Life" was purchased in DVD format in both English (125) and Spanish (50). 148 were provided to instructors, technicians, and outside agencies.
  - Acquired 10,000 "Booster Seat", 10,000 "Basic Car Seat Safety", and 14,000 "4 Out of 5 Car Seats" (10,000 English and 4,000 Spanish) brochures for distribution.
  - Provided printing and preparation for two mailings (averaging 45 pages) sent to approximately 425 Technicians.
  - Acquired Sport shirts for all instructors with the NOHS and Nebraska Safe Kids logos, along with the instructors' name and organization. Sport shirts were also acquired for new technicians with the same logos.
  - Provided 1-year subscriptions to SafeRideNews newsletter to 381 Technicians.
  - Provided approximately 90 LATCH manuals to new Technicians.
  - Provided name badge holder with Practical Skills seat log for use at Check Events to all new and currently certified Technicians.
  - Provided funding assistance for 10 instructors to attend the Lifesavers National Conference held April 9-11 2006:
    - Laura Osborne, Southeast Coalition for Child Restraint Education
    - Sheryl Ohrt, Good Samaritan Hospital
    - Ann King, Saint Francis Medical Center Foundation
    - Peg Prusa-Ogea, Nebraska Health and Human Services System
    - Tim Pickering, Mark Van Horn and Matt Maus, Nebraska State Patrol
    - Kate Kunz, Avera St. Anthony's Hospital
    - Sherri Blome, Western Community Health Resources
    - Helen Kampfe, Saint Elizabeth Foundation

**Result:**

The child safety seat usage rate increased by 4.3% from the 2005 observed rate of 84.3% to 88.6% observed in 2006. The observed rates of these two years are significantly higher than the observed rate in 1999 (56.1%) when this series of surveys began.

<b>Funding:</b>	Section 157 Incentive:	\$71,864.95
<b>Contact:</b>	Tim Jasnoch, Nebraska Office of Highway Safety, P.O. Box 94612, Lincoln, NE 68509 Telephone: 402/71-2515 FAX: 402/471-3865 Email: <a href="mailto:timothy.jasnoch@dmv.ne.gov">timothy.jasnoch@dmv.ne.gov</a>	

**ALR Hearing Appeal Support  
Nebraska Attorney General's Office**

163-06-3

<b>Program Areas:</b>	Alcohol
<b>Project Characteristics:</b>	Provide legal representation to the Nebraska Department of Motor Vehicles in all appeals to the district and appellate courts from Administrative License Revocation (ALR) hearings.
<b>Type of Jurisdiction:</b>	Statewide
<b>Jurisdiction Size:</b>	Nebraska Districts Courts, Nebraska Court of Appeals and Nebraska Supreme Court
<b>Target Population:</b>	Driving Population

**Problem Identification:**

An appeal of the decision of the Director of the Department of Motor Vehicles (DMV) to revoke an operator's license under the ALR Act is filed in the district court of the county in which the events leading up to the arrest occurred. Prior to the initiation of grant project 163-04-03, the county attorney in each of the 93 different counties was representing the DMV in appeals to the district court of that county. As a result, there was a lack of uniform, consistent and effective representation of the DMV in such appeals.

Under state law, an operator's driving privileges continue while the DMV Director's order of revocation is on appeal. As a consequence, some of the appeals are not meritorious. Additionally drivers and their attorneys delay the appeal process as long as possible. Ineffective and inefficient representation of DMV in these appeals means that impaired drivers retain their operator's license for longer periods of time during the appeal process prior to a revocation being affirmed or such drivers have their operating privileges reinstated after prevailing on appeal. The net effect is a reduction in highway safety.

**Goals and Objectives:**

The overriding goal of the grant project was to enhance highway safety and public welfare by keeping drunk drivers off the roadways. Specifically, the goals of the grant project were:

- To reduce the rate of district court appeals of ALR revocations to 3.6%;
- To prevail in 88% of the ALR appeals, and
- To decrease the length of the automatic stay of the revocation by resolving district court appeals in an average of 2.4 months.
- All of these goals were aimed at restoring the license revocation as effectively and efficiently as possible in order to keep drivers from having an operator's license, as ordered by the Director, if they had been driving while under the influence of alcohol in violation of state law.

**Strategies and Activities:**

The Attorney General's Office assigned two full time experienced staff attorneys, one part time experienced staff attorney, contracted with one outside counsel from Western Nebraska and assigned one full time legal assistant to provide effective and consistent representation of the DMV in appeals to the district and appellate courts.

Representation of the DMV in district court appeals involves review of the record, preparation of briefs and oral arguments to the courts. Regular meetings were held with staff attorneys to share research, judicial opinions and to discuss effective responses to various legal issues being raised in cases. Meetings were held with legal counsel for DMV to discuss specific legal issues and strategies as the need arose. The legal assistant paid close attention to cases and promptly scheduled them for hearing with the appropriate judge in order to obtain a resolution of the case as promptly as possible.

**Results:**

During the grant period of October 1, 2005 through September 30, 2006, according to DMV records, there were 11,191 revocations and according to the records of the Nebraska Attorney General's office, there were

440 district court appeals. Therefore for the grant period, the district court appeal rate was 3.9 percent. Said appeal rate during the last fiscal year (October 1, 2004 through September 30, 2005) was 3.6% and for the prior fiscal year (October 1, 2003 through September 30,2004), the appeal rate was 3.9%. The achieved rate is slightly higher than the projected goal of 3.6%.

During the grant period, the DMV, represented by the Attorney General's office or contract counsel pursuant to this grant, prevailed in 85% of district court cases which were resolved on the merits which is the same rate as the previous fiscal year (October 1, 2004 through September 30, 2005). The achieved rate is slightly less than the projected goal of 88%.

During the grant period, all cases filed in district court were, on average, resolved in 2.0 months. This includes cases that were resolved procedurally without reaching the merits of the case. This statistic is slightly higher than the 1.8 month resolution period for the preceding fiscal year. However, it is better than the projected goal of an average of 2.4 months.

<b>Funding:</b>	Section 163:	\$ 196,214.27
<b>Contact:</b>	Lynne R. Fritz, Assistant Attorney General, Chief, Public Protection Bureau Nebraska Attorney General's Office, Room 2115 State Capitol Building, Lincoln, Nebraska 68509 Telephone: 402/471-3833 FAX: 402/471-2957	

**Statewide Evidentiary Equipment  
Nebraska Office of Highway Safety**

163-06-4

Program Areas:	Police Traffic Services
Project Characteristics:	Impaired Driving Enforcement
Type of Jurisdiction:	Statewide
Jurisdiction Size:	1.7 Million
Target Population:	Impaired Drivers

**Problem Identification:**

Nebraska is predominantly rural with a population of 1.7 million people. Nebraska has 1.3 million licensed drivers and 2 million registered vehicles. Traffic crashes are a daily occurrence resulting in over 21,000 injured persons annually. In CY 2004, 37,227 crashes occurred, killing 254 people and injuring another 21,315 people.

Alcohol was known to be involved in 81 (35.3 percent) of the 229 fatal crashes that occurred in CY 2004. Alcohol was involved in 748 (11.8 percent) of the 6,305 fatal, A and B injury crashes. Of the fatal, A and B injury crashes occurring in the nighttime (6:00 p.m. – 5:59 a.m.), 539 (30.5 percent) of the 1,767 involved alcohol.

**Goal and Objective:**

The goal is to reduce alcohol-related fatal, A and B injury crashes by 4% from the CY 2006 projected number.

The objective of this project is to provide new state-of-the-art evidentiary breath testing instruments to all Nebraska law enforcement agencies. Agencies will receive the equipment funded 100% by the NOHS. In addition to providing the evidentiary breath testing instruments, operator and maintenance supervisor training will be provided statewide.

**Strategies and Activities:**

During the project period 2 evidentiary breath testing instruments were placed at law enforcement agencies. Operator and maintenance supervisor training continued on an as needed basis. The training component of this project is conducted by personnel in the Department of Motor Vehicles Legal Division.

**Result:**

The fatal, A and B injury crash data for CY 2006 is unavailable from the Nebraska Department of Roads.

<b>Funding:</b>	Section 163:	\$0.00
<b>Contact:</b>	Becky Stinson, Nebraska Office of Highway Safety, P.O. Box 94612, Lincoln, NE 68509 Telephone 402/471-3880 FAX: 402/471-3865 Email: <a href="mailto:becky.stinson@dmv.ne.gov">becky.stinson@dmv.ne.gov</a>	



**Alcohol Countermeasures  
Nebraska Office of Highway Safety**

163-06-5

Program Areas:	Police Traffic Services
Project Characteristics:	Impaired Driving Enforcement
Type of Jurisdiction:	Statewide
Jurisdiction Size:	1.7 Million
Target Population:	Impaired Drivers

**Problem Identification:**

Nebraska is predominantly rural with a population of 1.7 million people. Nebraska has 1.3 million licensed drivers and 2 million registered vehicles. Traffic crashes are a daily occurrence resulting in over 21,000 injured persons annually. In CY 2004, 37,227 crashes occurred, killing 254 people and injuring another 21,315 people.

Alcohol was known to be involved in 81 (35.3 percent) of the 229 fatal crashes that occurred in CY 2004. Alcohol was involved in 748 (11.8 percent) of the 6,305 fatal, A and B injury crashes. Of the fatal, A and B injury crashes occurring in the nighttime (6:00 p.m. – 5:59 a.m.), 539 (30.5 percent) of the 1,767 involved alcohol.

The reduction of fatal and injury traffic crashes requires the continued combined efforts of an informed public and dedicated law enforcement agencies willing to address the alcohol issue. This project provides funding assistance statewide for alcohol countermeasures.

**Goal and Objective:**

The goal is to reduce alcohol-related fatal, A and B injury crashes by 4% from the CY 2006 projected number.

The objective of this project is to provide funding assistance through the "Mini-Grant Contract Application and Award" process to law enforcement agencies for selective overtime enforcement and/or other alcohol countermeasures.

**Strategies and Activities:**

- To solicit participation from law enforcement agencies statewide to conduct selective alcohol overtime enforcement by participating in the "You Drink & Drive. You Lose" Crackdown. Information regarding the availability of the "Mini-Grant Contracts" for the "You Drink & Drive. You Lose" Crackdown was forwarded to all law enforcement agencies and the Nebraska State Patrol.
- To ensure that all applicants comply with the pre-and post- award requirements as outlined in the application. The internal checklist was utilized to ensure that all applicants were in compliance with the project requirements.
- To award approximately 20 mini-grant contracts for selective alcohol overtime enforcement activity to support the "You Drink & Drive. You Lose." Crackdown. During the twelve month project period 42 mini-grant contracts were awarded. These 42 mini-grant contracts resulted in a total of 6,232 hours of selective alcohol overtime enforcement. The 42 mini-grant contracts were awarded as follows: Sheriff's Departments – 20 contracts; Police Departments – 20 contracts; Nebraska Game & Parks Commission – 1 contract; and, Nebraska State Patrol – 1 contracts.
- To review the selective alcohol overtime enforcement activity for each mini-grant and process the reimbursement request. Reimbursement requests were reviewed and processed for all 42 mini-grant contracts.

**Result:**

The fatal, A and B injury crash data for CY 2006 is unavailable from the Nebraska Department of Roads.

<b>Funding:</b>	Section 163:	\$176,547.74
<b>Contact:</b>	Becky Stinson, Nebraska Office of Highway Safety, P.O. Box 94612, Lincoln, NE 68509 Telephone 402/471-3880 FAX: 402/471-3865 Email: <a href="mailto:becky.stinson@dmv.ne.gov">becky.stinson@dmv.ne.gov</a>	

**Restraint Countermeasures  
Nebraska Office of Highway Safety**

163-06-7

Program Areas:	Occupant Protection
Project Characteristics:	Program Support
Type of Jurisdiction:	Statewide
Jurisdiction Size:	1.7 Million
Target Population	Driver Population

**Problem Identification:**

Nebraska is predominantly rural with a population of 1.7 million people. There are 1.3 million licensed drivers and 2 million registered vehicles. Traffic crashes are a daily occurrence resulting in approximately 8,352 injured persons annually (includes Type A-disabling and Type B-visible, but not disabling injuries). In 2004, 6,305 fatal, A and B injury crashes occurred, killing 254 people and injuring another 8,098 people.

The NOHS uses statewide observation surveys to determine safety belt usage for drivers and front seat passengers. Usage during the years of 2003–2005 was observed at 76.1%, 79.2% and 79.2%. However, the "Safety Belt Use in Nebraska in 2005" observation (79.2%) was an increase of 9.5% from the 2002 observed rate of 69.7%, and 3.5% from 2003 while remained the same as 2004. With the reintroduction of the state belt law, public information and education efforts combined with section 402, 157, and 405, enforcement support programs is necessary to increase the usage rate.

**Goal and Objective:**

The overall goal is to increase the occupant restraint usage to 82.8% in 2006.

The objective of this project is to provide assistance to increase knowledge of the general public regarding the benefits of occupant restraints.

**Strategies and Activities:**

To provide coordination support and assistance to occupant protection projects through a mini-grant for occupant protection projects.

- Awarded a Mini-grant to National Safety Council, Greater Omaha Chapter to provide staff to support the goals of the "Click It – Don't Risk It" (CIDRI) public education campaign with the following strategies and outcomes".
  - Distributed 365 Honor Roll brochures, which includes the Gold Standard Award. Three organizations earned the Honor Roll award.
  - Produced eight Click It Chronicle (newsletters), filled 45 material order requests and distributed more than 18,000 items.
  - Update Click It website as needed with new information and materials as needed.
  - Distributed more than 350 "Pickup The Habit" posters.
  - Promoted "Pickup The Habit" campaign and its message to at-risk groups. Worked with Aquila Natural Gas and spoke to their rural locations with a high population of pickup drivers.
  - Promoted the Honor Roll Award along with the new Gold Standard Honor Roll to new potential and existing Honor Roll Members through NSC-GOC publications (Safety Pro and Kids Chronicle) and mailings which reach more than 2,500 people with each distribution.
  - Provided over 55 parking lot signs to schools and organizations.
  - Create supplemental tools for "Toe Tag campaign" which include textbook covers and t-shirts.
  - Produced and mailed 330 high school packets "Toe Tag campaign" for 2006-2007 school year.
  - Provide children's materials to schools. Developed a section on Order Form focusing specifically on children.
  - Educated parents at health fairs on the importance of safety belts and child restraints.

- o Distributed 2,400 coloring books and 2,200 children's stickers to schools and organizations.
- o Sent mailings to health association, nurses, hospitals and public health facilities to encourage coalition membership. Sent mass mailings to all high schools and former Coalition member's contact information.
- o Gained new Coalition members throughout the mini-grant. Membership as September 30, 2006 is 504 members.
- o Steering Committee currently consists of 42 members.
- o Worked with current and new businesses to sponsor another giveaway brochure for 2006.
- o Updated, finalized and distribute business packet encouraging businesses on the need for a safety belt policy.
- o Speaking Engagements/Special Meeting or Events: 1 Proclamation Ceremony, 18 High School events, 1 Highway Safety Advocate meeting, 5 Health Fairs / Safety Days / County Fairs / State Fair/ Steering Conference, and the following activities, Omaha Products Show, You Drink & Drive. You Lose. Campaign, etc. Approximately 10,096 people were reached at these events.

**Results:**

The 2006 Fatal, A and B injury crash data from the Nebraska Department of Roads is unavailable at this time.

Nebraska's observed occupant protection usage rate remained the same at 79.2% in 2004 and 2005. The seat belt usage rate of 76.0% for 2006 was a 3.2% decrease from the previous year and below the goal of 82.8% by 6.8%. The Nebraska Occupant Restraint Survey conducted in June/July 2006 showed a decrease of 3.2% in seat belt usage from the previous year. Eighteen of the 19 observed counties are priority counties for FY2006 with an observed seat belt usage rate for all nineteen counties of 76.0%. Only three of the nineteen counties showed an increase in seat belt usage.

A comparison of 2003 "Occupant Protection" convictions (8,062) were compared to (6,398) in 2004 for a decrease of 26% and then compared to 2005 (6,841) for an increase of 6.4%.

<b>Funding:</b>	Sections 402:	\$14,017.43
<b>Contact:</b>	Linda Kearns, Nebraska Office of Highway Safety, P.O. Box 94612, Lincoln, NE 68509 Telephone: 402/471-2515      FAX: 402/471-3865      Email: linda.kearns@dmv.ne.gov	

**Traffic Safety Equipment  
Nebraska Office of Highway Safety**

163-06-8

Program Areas:	Identification & Surveillance
Project Characteristics:	Educational Effort
Type of Jurisdiction:	Statewide
Jurisdiction Size:	1.7 Million
Target Population:	General Population

**Problem Identification:**

Nebraska is predominantly rural with a population of 1.7 million people. There are 1.3 million licensed drivers and 2 million registered vehicles. Traffic crashes are a daily occurrence resulting in approximately 8,352 injured persons annually (includes Type A-disabling and Type B-visible, but not disabling injuries). In 2004, 6,305 fatal, A and B injury crashes occurred, killing 254 people and injuring another 8,098 people.

The reduction of fatal and injury traffic crashes requires the continued combined efforts of an informed public and dedicated government officials willing to address a variety of traffic safety issues. A good working relationship, including resources and support for local officials, businesses, and others in the community, by the NOHS staff, is essential for improved compliance of traffic laws.

**Goal and Objective:**

To reduce Fatal, A and B injury crashes by 4% (5,537) in 2006.

The objective of this project is to provide funding assistance through the "Mini-Grant contract Application and Award" process to law enforcement agencies in the thirty-two priority counties to purchase traffic safety equipment.

**Strategies and Activities:**

- The NOHS will enter into mini-grant contracts with law enforcement agencies to provide funding assistance for the purchase of traffic safety equipment:
  - Two speed-monitoring trailers have been tentatively awarded to two agencies. The agencies are cities of Scottsbluff and Fairbury. The AAA Foundation has donated \$16,000 towards the purchase of the trailers. Due to purchasing requirements of the State of Nebraska, the purchase was not concluded prior to the end of the project fiscal year, thus will be continued in FY 2007.

**Result:**

The Fatal, A and B crash data for 2006 is unavailable from the Nebraska Department of Roads.

<b>Funding:</b>	Section 163:	\$0.00
-----------------	--------------	--------

<b>Contact:</b>	Tim Jasnoch, Nebraska Office of Highway Safety, P.O. Box 94612, Lincoln, NE 68509 Telephone: 402/471-2515 FAX: 402/471-3865 Email: <a href="mailto:timothy.jasnoch@dmv.ne.gov">timothy.jasnoch@dmv.ne.gov</a>
-----------------	--

**Expenditures of Section 163 Funds  
Nebraska State Patrol**

163 - 06

Program Areas:	Police Traffic Services
Project Characteristics:	Impaired Driving Enforcement
Type of Jurisdiction:	Statewide
Jurisdiction Size:	1.7 Million
Target Population:	Impaired Drivers

**Problem Identification:**

Nebraska is predominantly rural with a population of 1.7 million people. There are 1.3 million licensed drivers and 2 million registered vehicles. Traffic crashes are a daily occurrence resulting in approximately 8,352 injured persons annually (includes Type A-disabling and Type B-visible, but not disabling injuries). In 2004, 6,305 fatal, A and B injury crashes occurred, killing 254 people and injuring another 8,098 people.

Alcohol was known to be involved in 81 (35.4%) of the 229 fatal crashes that occurred in Nebraska in 2004. Alcohol was involved in 667 (11%) of the 6,076 A and B type injury crashes. Of the fatal, A and B injury crashes occurring in the nighttime (6:00 p.m. - 5:59 a.m.), 539 (32%) of 1,684 involved alcohol.

Arrest and conviction totals for Driving Under the Influence continued to rise (13,154, 13,415, and 14,148 arrests and 9,778, 10,639, and 11,016 convictions) from 2002 to 2004.

Alcohol awareness activities will be coordinated through the NOHS to insure continuity, uniformity, and comprehensiveness in this area and will focus in the thirty-two counties that have been identified as "target" or "priority" counties.

The reduction of fatal and injury traffic crashes requires the continued combined efforts of an informed public and dedicated law enforcement agencies willing to address the alcohol issue. This project provides funding assistance statewide for alcohol countermeasures.

**Goal and Objective:**

The goal is to reduce alcohol-related fatal, A and B injury crashes by 4% from the CY2006 projected number.

The objective of this project is to provide .08 funding assistance to the Nebraska State Patrol.

**Strategies and Activities:**

- Provided funding for 12 Joey Transmitter Receivers, 50 Digital Recorders, 12 Digital Cameras, 1 In-Car Video Camera, 19 Stop Sticks, Accident Reconstruction Software, MCP – Video Server, Wireless Data Project, CAD (Computer Aided Dispatch), Computers and Peripheral devices for offices and personnel statewide.
- Provided funding for training expenses to the following:
  - Kustom Video Camera Training
  - Stalker Radar Repair Training
  - Emergency Vehicle Operation Course (EVOC) Training
  - National Association of Technical Investigations (NATIA) Conference
  - Law Enforcement Coordinating Committee Conference (LECC)
  - Midwest Association of Technical Accident Investigators (MATAI)
  - International Association of Chiefs of Police/DRE Conference
  - Bell Helicopter Training
  - International Association of Chiefs of Police (IACP) Conference

- Law Enforcement Information Management (LEIM) Conference
- Traffic and Criminal Software (TRACS) Training
- Law Enforcement and Emergency Services Video Association Conference (LEVA)
- Police Officers Association of Nebraska Conference (POAN)
- Association of Professional Law Enforcement Emergency Vehicle Response Trainers Conference (ALERT)
- Seven States Chief's Conference
- Society of Forensic Toxicologists (SOFT) Conference

**Result:**

The fatal, A and B injury crash data for CY2006 is unavailable from the Nebraska Department of Roads.

<b>Funding:</b>	Section 163:	\$141,170.51
<b>Contact:</b>	Marisue Riesenber, Nebraska State Patrol, P.O. Box 94907, Lincoln, NE 68507 Telephone 402/479-4017      Email: mriesenberg@nsp.state.ne.us	

**Occupant Protection Challenge  
Nebraska Office of Highway Safety**

405-06-1

Program Areas:	Police Traffic Services, Occupant Protection
Project Characteristics:	Innovative Approach, Easy to Replicate
Type of Jurisdiction:	Statewide
Jurisdiction Size:	1.7 Million
Target Population:	General Population

**Problem Identification:**

Nebraska is predominantly rural with a population of 1.7 million people. Nebraska has 1.3 million licensed drivers and 2 million registered vehicles. Traffic crashes are a daily occurrence resulting in over 21,000 injured persons annually. In CY 2004, 37,227 crashes occurred, killing 254 people and injuring another 21,315 people.

The NOHS uses statewide observation surveys to determine safety belt usage for driver and front seat passengers. Usage during the years 2002 - 2005 was observed at 69.7 percent, 76.1 percent, 79.2 percent and 79.2 percent respectively.

Child safety seat usage surveys conducted in 2002 – 2005 observed usage rates at 69.6 percent, 86.2 percent, 87.7 percent and 84.3 percent respectively

**Goal and Objective:**

To increase statewide safety belt usage to 82.8% in CY 2006. The objective is to encourage law enforcement to increase efforts of promoting and enforcing Nebraska's safety belt and child passenger safety laws.

**Strategies and Activities:**

- **Announce Challenge** -- Distributed information regarding the 2006 Challenge to law enforcement agencies statewide through the mobilization planners. A one-page sheet summarizing the Challenge was included in each planner.
- **Pre-Challenge Observation Surveys** – Conducted approximately 2 weeks prior to the mobilization by the participating law enforcement agencies.
- **Enforcement & Educational Activities** – Overtime enforcement, educational presentations, and press releases were issued by law enforcement.
- **Post-Challenge Observation Surveys** – Conducted by the participating law enforcement agencies approximately one week after the mobilization. Issued press releases announcing the results.
- **Determine Winners** – Based on results of the pre and post surveys, the Challenge winners were determined:

**November 2004 Nebraska "Click It or Ticket" Mobilization**

Johnson County Sheriff's Department	Highest Usage Rate - 88%
Dodge County Sheriff's Department	2 <sup>nd</sup> Highest Usage Rate - 86%
Humphrey Police Department	Largest Increase – 43%

**December 2004 Nebraska "You Drink & Drive. You Lose." Crackdown**

Dodge County Sheriff's Department	Highest Usage Rate - 87%
Hay Springs Police Department	2 <sup>nd</sup> Highest Usage Rate - 73%
South Sioux City Police Department	2 <sup>nd</sup> Highest Usage Rate - 73%
Humphrey Police Department	Largest Increase – 25%

**May/June 2005 National "Click It or Ticket" Mobilization**

Nance County Sheriff's Department      Highest Usage Rate - 100%  
Sarypy County Sheriff's Department      2<sup>nd</sup> Highest Usage Rate - 89%  
Humphrey Police Department              2<sup>nd</sup> Highest Usage Rate - 89%  
Cozad Police Department                  Largest Increase – 38%

**November 2005 Nebraska "Click It or Ticket" Mobilization**

Madison Police Department              Highest Usage Rate - 86%  
Tecumseh Police Department              Highest Usage Rate - 86%  
Humphrey Police Department              Largest Increase – 40%

**May/June 2006 National "Click It or Ticket" Mobilization**

Nance County Sheriff's Department      Highest Usage Rate - 100%  
Nemaha County Sheriff's Department      2<sup>nd</sup> Highest Usage Rate - 83%  
Franklin County Sheriff's Department      Largest Increase – 16%

Winners of the Challenge for the November 2004 "Click It or Ticket" Mobilization, the December/January 2004 "You Drink and Drive. You Lose." Crackdown and the May/June 2005 "Click It or Ticket" Mobilization will be awarded in FY06.

**• Presentation of Awards**

The awards for the 2004 and 2005 Challenge winners were sent out in March of 2006. All agencies participating in the enforcement activities and reporting their activity by the deadline received either a digital camera or a tint meter. The winners of the 2006 Challenge were announced at the 2006 Law Enforcement Luncheon in North Platte, Nebraska in September 2006. Awards for the 2006 Challenge will be presented in FY07.

**Result:**

The 2006 statewide safety belt usage rate was 76 % and the child safety seat usage rate was 88.6%.

<b>Funding:</b>	Section 405:	\$77,855.04
-----------------	--------------	-------------

**Contact:** Becky Stinson, Nebraska Office of Highway Safety, P.O. Box 94612, Lincoln NE 68509  
Phone: 402-471-3880 FAX: 402-471-3865 Email: becky.stinson@dmv.ne.gov



**Inspection Stations**  
**Nebraska Office of Highway Safety**

405-06-2

Program Area:	Child Passenger Safety
Project Characteristics:	Outstanding Collaborative Effort, Educational Effort
Type of Jurisdiction:	Statewide
Jurisdiction Size:	1.7 Million
Target Population:	Rural, Low-Income, and/or Minority Families

**Problem Identification:**

The effectiveness of safety belts and child safety seats in preventing injury and death in motor vehicles is well established. Motor vehicle crashes remain the leading cause of unintentional injury-related deaths among children ages 1 to 14 years in Nebraska. According to the 2005 Nebraska Child Safety Seat Observation Survey, 15.7% of children 0-5 years old ride unrestrained, placing them at more than twice the risk of death and injury as those riding restrained.

Nebraska SAFE KIDS estimates approximately 90% of children who are placed in child safety seats are improperly restrained. Furthermore, adult safety belts do not adequately protect children ages 4 to 8 (about 40 to 80 pounds) from injury in a crash. Although car booster seats are the best way to protect these children, nationally only 10% of booster-age children are properly restrained in car booster seats.

Between 1995 and 1998, the minority population in Nebraska grew by 43.6%, while the population of the state as a whole grew by 5.2%. Due to the newness of the Child Passenger Safety certified training program, individuals trained in child passenger safety are sparse in rural areas of the state, often leaving parents and caregivers traveling in excess of 100 miles to reach the nearest trained Technician. Lack of access to affordable child safety seats and booster seats contributes to a lower usage rate among low-income families. However, research shows that 95% of low-income families who own a child safety seat use it. Improving access to affordable child restraint systems and educating parents and caregivers about proper installation and use are key components to improving use rates.

This program is intended to reduce injuries and deaths by educating parents/caregivers about the importance of correctly installing and using child safety seats, booster seats, and safety belts. In prior years twelve permanent Inspection Stations were established in Nebraska utilizing section 2003(b) funds. Nebraska currently has 22 inspection stations serving 60 of Nebraska's 93 counties and reaching 84% of Nebraska population. These inspection stations utilize trained CPS technicians, provide a minimum service of once a month, and provide child passenger protection education. This project intends to assist those inspection stations in their operations.

**Goal and Objectives:**

To increase the usage rate of child safety seats by 3% from the 2005 observed rate of 84.3% to 87.3% in 2006. To increase the availability of child safety seats for rural, low-income, and minority communities where lack of child passenger protection is especially severe. To provide up-to-date information to inspection stations that serve as resources for parents/caregivers.

**Strategies and Activities:**

- Awarded mini-grants to the following:
  - Central Nebraska Community Service Inc. for purchasing 268 safety seats for the inspection station in Columbus.
  - Avera St. Anthony's Hospital for purchasing 85 seats for the O'Neill inspection station.
  - Western Community Health Resources for purchasing 50 seats for the Chadron inspection station.
  - Mary Lanning Memorial Hospital for purchasing 249 seats for the Hastings inspection station.

- St. Francis Medical Center Foundation for purchasing 234 seats for the Grand Island inspection station.
  - Central District Health Department for purchasing 234 seats for the Grand Island inspection station.
  - St. Elizabeth Foundation for purchasing 181 seats for the Lincoln inspection station.
  - Good Samaritan Hospital Foundation for purchasing 109 seats for the Kearney inspection station.
  - Madonna Rehabilitation Hospital for purchasing a set of training seats and special need restraints for children with special needs. A total of 46 special needs seats were purchased through this grant. Four regional resource sites were established across the state to provide families with proper support, education and restraint through seating evaluations. A two day training for the special needs restraints was held on August 25 & 26, 2006 in Grand Island.
- A total of 1,456 child safety seats were purchased through nine mini-contracts.

**Result:**

The child safety seat usage rate increased by 4.3% from the 2005 observed rate of 84.3% to 88.6% observed in 2006. The observed rates of these two years are significantly higher than the observed rate in 1999 (56.1%) when this series of surveys began.

<b>Funding:</b>	Section 405:	\$70,052.63
<b>Contact:</b>	Tim Jasnoch, Traffic Safety Specialist, Nebraska Office of Highway Safety, P.O. Box 94612, Lincoln NE 68509 Telephone: 402-471-2515 FAX: 402-471-3865 Email: <a href="mailto:timothy.jasnoch@dmv.ne.gov">timothy.jasnoch@dmv.ne.gov</a>	

**Selective Overtime Enforcement – Occupant Protection  
Nebraska Office of Highway Safety**

405-06-3

Program Areas:	Police Traffic Services
Project Characteristics:	Saturation Patrol
Type of Jurisdiction:	Statewide
Jurisdiction Size:	1.7 Million
Target Population:	General Population

**Problem Identification:**

Nebraska is predominantly rural with a population of 1.7 million people. Nebraska has 1.3 million licensed drivers and 2 million registered vehicles. Traffic crashes are a daily occurrence resulting in over 21,000 injured persons annually. In CY 2004, 37,227 crashes occurred, killing 254 people and injuring another 21,315 people.

The NOHS uses statewide observation surveys to determine safety belt usage for driver and front seat passengers. Usage during the years 2002 - 2005 was observed at 69.7 percent, 76.1 percent, 79.2 percent and 79.2 percent respectively.

Child safety seat usage surveys conducted in 2002 – 2005 observed usage rates at 69.6 percent, 86.2 percent, 87.7 percent and 84.3 percent respectively

The reduction of fatal and injury traffic crashes requires the continued combined efforts of an informed public and dedicated law enforcement agencies willing to address the occupant restraint issues. Selective occupant restraint overtime enforcement efforts will be focused statewide.

**Goal and Objective:**

The goal is to increase the occupant restraint usage rate to 82.8 percent in CY 2006.

The objective of this project is to provide funding assistance through the “Mini-Grant Contract Application and Award” process to law enforcement agencies statewide during the “Click It or Ticket” mobilizations for overtime traffic enforcement activities. Participating agencies will be provided funding assistance for the overtime salaries and mileage.

**Strategies and Activities:**

- To solicit participation from law enforcement agencies to conduct selective overtime enforcement during the “Click It or Ticket” mobilizations. Information regarding the availability of the “Mini-Grant Contracts” for selective overtime enforcement was forwarded to law enforcement agencies prior to the “Click It or Ticket” mobilization.
- To ensure that all applicants comply with the pre-and post- award requirements as outlined in the application. The internal checklist was utilized to ensure that all applicants were in compliance with the project requirements.
- To award approximately 30 mini-grant contracts for selective overtime enforcement activity. During the project period 66 mini-grant contracts were awarded. The mini-grant contracts were awarded as follows: Sheriff’s Departments – 32 contracts; Police Departments – 32 contracts; and, Nebraska State Patrol – 2 contracts. These 66 mini-grant contracts resulted in a total of 11,461.5 hours of selective overtime enforcement during the November 2005 and the May/June 2006 “Click It or Ticket” mobilizations.
- To review the selective traffic overtime enforcement activity for each mini-grant and process the reimbursement request. Reimbursement requests were reviewed and processed for all 66 mini-grant contracts.

**Result:**

The fatal, A and B injury crash data for CY 2006 is unavailable from the Nebraska Department of Roads.

<b>Funding:</b>	Section 405:	\$370,846.88
<b>Contact:</b>	Becky Stinson, Nebraska Office of Highway Safety, P.O. Box 94612, Lincoln, NE 68509 Telephone 402/471-3880      FAX: 402/471-3865      Email: <a href="mailto:becky.stinson@dmv.ne.gov">becky.stinson@dmv.ne.gov</a>	

**Occupant Protection Surveys**  
**Nebraska Office of Highway Safety**

405-06-4

Program Area:	Occupant Protection
Project Characteristics:	Program Support
Type of Jurisdiction:	Statewide
Jurisdiction Size:	1.7 Million
Target Population	Driver Population

**Problem Identification:**

Nebraska is predominantly rural with a population of 1.7 million people. There are 1.3 million licensed drivers and 2 million registered vehicles. Traffic crashes are a daily occurrence resulting in over 21,000 injured persons annually. In CY2004, 37,227 crashes occurred, killing 254 people and injuring another 21,315 people.

The NOHS uses statewide observation surveys to determine safety belt usage for driver and front seat passengers. Usage during the years 2002 - 2005 was observed at 69.7 percent, 76.1 percent, 79.2 percent and 79.2 percent respectively.

Child safety seat usage surveys conducted in 2002 - 2005 observed usage rates as 69.6 percent, 86.2 percent, 87.7 percent and 84.3% percent respectively. Child safety seat check-up events have determined that the average misuse rate of child safety seats is 91 percent.

In the past six years (1999 – 2004) male pickup truck drivers (ages 18 to 34) involved in fatal crashes occupant restraint reported an average use of 6.8% (5 of 74) while only 43.1% reported using occupant restraints in serious injury crashes.

The reduction of fatal and injury traffic crashes requires the continued combined efforts of an informed public and dedicated law enforcement agencies willing to address the occupant restraint issues. A good working relationship, including resources and support for local officials, businesses, and others in the community, by the NOHS staff, is essential for improved compliance of occupant restraint laws.

**Goal and Objective:**

The overall goal is to increase the occupant restraint usage to 82.8% in CY2006.

The objective of this project is to conduct observational and DMV surveys on the overall safety belt, child safety seat and motorcycle helmet usage to determine each specific usage rate in Nebraska.

**Strategies and Activities:**

- Conducted 2006 Pre Mobilization/CIOT Safety Belt Observational Survey between April 1 - 25.
  - Results: Pickup Belted – 58.1% Pickup Non Belted – 41.9%
  - Results: Car Belted – 73.1%, Car Non Belted – 26.9%
  - Results: Total Belted – 70.3%, Total Non Belted –29.7%
- Conducted 2006 Mini-Pickup Observational Survey in eight counties (Douglas, Holt, Lancaster, Phelps, Platte, Saline, and Sarpy) between May 10 - 14.
  - Results: Pickup Belted – 51.3% Pickup Non Belted – 48.7%
  - Results: Car Belted – 67.3%, Car Non Belted – 32.7%
  - Results: Total Belted – 64.2%, Total Non Belted – 35.8%
- Conducted 2006 Post Safety Belt Observational Survey along with motorcycle helmet usage between June 5 and July 10.

- Results: Total Belted – 76.0%, Total Non Belted – 24.0%
- Conducted Pre-DMV (Department of Motor Vehicles) Survey in eight designated counties (Douglas, Holt, Lancaster, Phelps, Platte, Saline, Sarpy, and Scotts Bluff) from April 1 – 25.
  - Results: Pickup Always – 65.4%, SUV Always – 68.2%, Car Always – 70.4%
- Conducted Mini-Mid-DMV Survey in eight designated counties from May 10 - 14.
  - Results: Pickup Always – 73.0%, SUV Always – 75.2%, Car Always – 77.0%
- Conducted Post-DMV Survey in eight designated counties between June 5 – July 10.
  - Results: Pickup Always – 69.3%, SUV Always – 72.0%, Car Always – 74.9%
- Conducted Child Safety Seat Survey in August and September.
  - Results: Child Safety Seat/Booster Seats – 88.6%
  - Results in Rural Counties: Child Safety Seat/Booster Seats – 90%
  - Results in Urban Counties: Child Safety Seat/Booster Seats - 87.8%

**Results:**

The 2006 fatal, A, and B injury crash data from the Nebraska Department of Roads is unavailable at this time.

Nebraska’s observed occupant protection usage rate decreased from 79.2% in 2005 to 76.0% in 2006, which is 6.8% short of the 82.8% goal of 2006. In 2006 the child safety seat usage increased by 4.3% (88.6%) from the previous year of 84.3%. The 2006 usage rate is the highest rate since this series of surveys began in 1999 (56.1%).

<b>Funding:</b>	Sections 405:	\$41,499.63
<b>Contact:</b>	Linda Kearns, Nebraska Office of Highway Safety, P.O. Box 94612, Lincoln, NE 68509 Telephone: 402/471-2515      FAX: 402/471-3865      Email: <a href="mailto:linda.kearns@dmv.ne.gov">linda.kearns@dmv.ne.gov</a>	

**Occupant Protection Electronic Media  
Nebraska Office of Highway Safety**

405-06-5

Program Area:	Occupant Protection
Project Characteristics:	Program Support
Type of Jurisdiction:	Statewide
Jurisdiction Size:	1.7 Million
Target Population	Driver Population

**Problem Identification:**

Nebraska is predominantly rural with a population of 1.7 million people. There are 1.3 million licensed drivers and 2 million registered vehicles. Traffic crashes are a daily occurrence resulting in over 21,000 injured persons annually. In CY2004, 37,227 crashes occurred, killing 254 people and injuring another 21,315 people.

The NOHS uses statewide observation surveys to determine safety belt usage for driver and front seat passengers. Usage during the years 2002 - 2005 was observed at 69.7 percent, 76.1 percent, 79.2 percent and 79.2 percent respectively.

Child safety seat usage surveys conducted in 2002 - 2005 observed usage rates as 69.6 percent, 86.2 percent, 87.7 percent and 84.3% percent respectively. Child safety seat check-up events have determined that the average misuse rate of child safety seats is 91 percent.

In the past six years (1999 – 2004) male pickup truck drivers (ages 18 to 34) involved in fatal crashes occupant restraint reported an average use of 6.8% (5 of 74) while only 43.1% reported using occupant restraints in serious injury crashes.

The reduction of fatal and injury traffic crashes requires the continued combined efforts of an informed public and dedicated law enforcement agencies willing to address the occupant restraint issues. A good working relationship, including resources and support for local officials, businesses, and others in the community, by the NOHS staff, is essential for improved compliance of occupant restraint laws.

**Goal and Objective:**

The overall goal is to increase the occupant restraint usage to 82.8% in CY2006.

The objective of this project is to educate Nebraska's motoring public to utilize occupant protection systems.

**Strategies and Activities:**

- Disseminate public service announcements regarding the benefits of occupant protection systems crossed the state of Nebraska.
  - Awarded Mini-Grant to Nebraska Safety Council to contract with a media/research organization to negotiate and purchase (each), statewide BUYIT and CIOT paid media campaigns targeting pickup truck occupants.
  - Contractual Service for the May 2006 BUYIT Campaign in the amount of \$116,000.00. The BUYIT Media Campaign: Lincoln, Omaha, Scotts Bluff (April 30 – May 13). Purchased and paid for 557 TV Spots for \$66,815.00, 3,202 Cable Spots for \$26,163.00 and 648 Radio Spots for \$22,846.00.
  - Contractual Service for the May/June 2006 CIOT Campaign in the amount of \$116,000.00. CIOT Media Campaign: Lincoln, Omaha, Super Zone (May 14 – May 27). Purchased and paid for 499 TV Spots for \$59,965.00, 5,946 Cable Spots for \$33,979.80 and 295 Radio Spots for \$20,952.00.

- Paid for two radio tags to Snitily Carr and Spirit Marketing.

**Results:**

The 2006 fatal, A, and B injury crash data from the Nebraska Department of Roads is unavailable at this time.

Nebraska's observed occupant protection usage rate decreased from 79.2% in 2005 to 76.0% in 2006, which is 6.8% short of the 82.8% goal of 2006. In 2006 the child safety seat usage increased by 4.3% (88.6%) from the previous year of 84.3%. The 2006 usage rate is the highest rate since this series of surveys began in 1999 (56.1%).

<b>Funding:</b>	Sections 405:	\$231,120.80
<b>Contact:</b>	Linda Kearns, Nebraska Office of Highway Safety, P.O. Box 94612, Lincoln, NE 68509 Telephone: 402/471-2515      FAX: 402/471-3865      Email: <a href="mailto:linda.kearns@dmv.ne.gov">linda.kearns@dmv.ne.gov</a>	



**Occupant Protection Information Support  
Nebraska Office of Highway Safety**

405-06-6

Program Area:	Occupant Protection
Project Characteristics:	Program Support
Type of Jurisdiction:	Statewide
Jurisdiction Size:	1.7 Million
Target Population	Driver Population

**Problem Identification:**

Nebraska is predominantly rural with a population of 1.7 million people. There are 1.3 million licensed drivers and 2 million registered vehicles. Traffic crashes are a daily occurrence resulting in over 21,000 injured persons annually. In CY2004, 37,227 crashes occurred, killing 254 people and injuring another 21,315 people.

The NOHS uses statewide observation surveys to determine safety belt usage for driver and front seat passengers. Usage during the years 2002 - 2005 was observed at 69.7 percent, 76.1 percent, 79.2 percent and 79.2 percent respectively.

Child safety seat usage surveys conducted in 2002 - 2005 observed usage rates as 69.6 percent, 86.2 percent, 87.7 percent and 84.3% percent respectively. Child safety seat check-up events have determined that the average misuse rate of child safety seats is 91 percent.

In the past six years (1999 – 2004) male pickup truck drivers (ages 18 to 34) involved in fatal crashes occupant restraint reported an average use of 6.8% (5 of 74) while only 43.1% reported using occupant restraints in serious injury crashes.

The reduction of fatal and injury traffic crashes requires the continued combined efforts of an informed public and dedicated law enforcement agencies willing to address the occupant restraint issues. A good working relationship, including resources and support for local officials, businesses, and others in the community, by the NOHS staff, is essential for improved compliance of occupant restraint laws.

**Goal and Objectives:**

The overall goal is to increase the occupant restraint usage to 82.8% in CY2006.

- To provide the general public information on occupant protection in the target counties and groups (males 18 to 34).
- To educate and motivate law enforcement about the importance of strict enforcement of occupant restraint laws so that the number of "No Child Restraint" and "No Occupant Protection" convictions increases by 5%.

**Strategies and Activities:**

- Produced, purchased and distribute occupant restraint related materials (including posters, ad slicks, notepads).
  - Purchased 10,140 Blue and Red Pens with the message "Click It or Ticket! Nebraska Office of Highway Safety [www.dmv.state.ne.us/highwaysafety](http://www.dmv.state.ne.us/highwaysafety) .
  - Purchased 250 portfolios with the Click It or Ticket logo.
- Production of billboards with "Buckle Up in Your Truck" seat belt message for Central Region "Pickup Truck Safety Belt Project (PUT) May 2006 Mobilization.
  - On April 25 through May 13, a total of 33 12' x 25' billboards were posted for a minimum of 30 days in the following counties: Douglas (10), Holt (0), Lancaster (13), Phelps (0), Platte (2), Saline (2), Sarpy (5), and Scotts Bluff (1). The value of space donated equals \$17,240.00.

- Maintained and updated DMV-NOHS website with current occupant restraint related facts, statistics, resources and related links.
- Provide funding for mini-grant contracts specific to occupant restraint related problems as need is demonstrated. No mini-contract were issued out of this project.
- Produced and provided planning packets to law enforcement agencies for “Buckle Up In Your Truck” and “Click It or Ticket” Mobilizations. Compile activity reported by agencies.
- Provided funding for meetings, news conferences, etc. updating and providing current information on safety belt activity.
  - On March 29, 2006 a letter was sent to 132 Nebraska Highway Safety Advocates, and 408 Child Passenger Safety Technicians announcing the special “Buckle Up In Your Truck (BUIYT) enforcement and campaign.
  - Ad Slicks were sent or email to 234 Nebraska Publishers on March 16, 2006.
  - Nebraska DMV – Nebraska Motor Carriers Services printed the BUYIT and CIOT on the back cover of the Nebraska Apportion Registration Manual 2007-2008.
  - The Nebraska ‘s Information Guide for Motor Carriers printed the CIOT log on the back of brochure.
  - The Nebraska Trucker Magazine for August and September 2006 printed the “make your truck tougher” ad slick. In May an article was placed in the magazine entitled, “Seat belt usage rates for drivers”.
  - Over 350 articles were printed and over 200 safety belt ads were used column fillers in the print media.

**Results:**

The 2006 fatal, A, and B injury crash data from the Nebraska Department of Roads is unavailable at this time.

Nebraska’s observed occupant protection usage rate decreased from 79.2% in 2005 to 76.0% in 2006, which is 6.8% short of the 82.8% goal of 2006. In 2006 the child safety seat usage increased by 4.3% (88.6%) from the previous year of 84.3%. The 2006 usage rate is the highest rate since this series of surveys began in 1999 (56.1%).

<b>Funding:</b>	Sections 405:	\$11,850.49
<b>Contact:</b>	Linda Kearns, Nebraska Office of Highway Safety, P.O. Box 94612, Lincoln, NE 68509 Telephone: 402/471-2515      FAX: 402/471-3865      Email: <a href="mailto:linda.kearns@dmv.ne.gov">linda.kearns@dmv.ne.gov</a>	

<b>Annual Report</b>	<b>Nebraska</b>
----------------------	-----------------

**Traffic Records System  
Nebraska Office of Highway Safety**

**408-06-1**

Program Areas:	Traffic Record Support
Project Characteristics:	Traffic Record Decision Makers
Type of Jurisdiction:	Statewide
Jurisdiction Size:	1.7 Million
Target Population:	Traffic Records Coordinating Committee Personnel

**Problem Identification:**

In order to meet the overall goal of the reduction in fatal and injury crashes in 2006, decision makers need ready access to accurate and factual traffic safety information. If state senators are to make changes to current traffic laws and traffic record decision makers are to make the best choice to lower vehicle crash incidents, current and accurate data is necessary. To improve the quality of future impact projects, Nebraska must link and automate all available traffic record information.

**Goal and Objective:**

The goal is to improve the accuracy, accessibility, and simplicity of Nebraska's traffic data by having a Traffic Records Assessment conducted by qualified outside traffic records professionals. This assessment will assist decision makers with better and more accurate traffic information in making a myriad of decisions involving fatal and injury motor vehicle crashes.

**Strategies and Activities:**

- To request and have conducted a Traffic Records Assessment.
- To initiate and select a five member Traffic Records Assessment Team.
- To send out, follow-up, and receive a Traffic Records pre-assessment questionnaire.
- To coordinate with the Nebraska Local Technical Assistance Program (LTAP) at the University of Nebraska to provide logistical support.

**Results:**

- In the spring of 2006 the Nebraska Office of Highway Safety (NOHS) requested and received permission from NHTSA to have a Traffic Records Assessment conducted for the State of Nebraska. Permission was also granted for Nebraska to select the five-person team of traffic records professionals.
- The five professional team members were selected based on their knowledge and expertise in crash investigation/crash records management, traffic engineering, driver/vehicle services, traffic enforcement/adjudication, and injury surveillance system information. A former NHTSA administrator who has extensive expertise experience in data processing assisted the team in completing the assessment.
- A total of twenty-two (22) traffic Records pre-assessment questionnaires were sent to state and local agencies and local organizations. After some follow-up all twenty-two (22) agencies/organizations returned the questionnaires.
- NOHS met with LTAP in June. LTAP received a grant to coordinate and provide logistical support for the Traffic Records Assessment and the TRA members.
- The Nebraska Traffic Records Assessment was conducted August 20 – August 25 in Lincoln. The final report is expected in December 2006.

<b>Funding:</b>	Section 402:	\$ 22,706.81
-----------------	--------------	--------------

**Contact:** Bob Corner, Nebraska Office of Highway Safety, P.O. Box 94612, Lincoln, NE 68509  
Phone: (402) 471-2516 Fax: (402) 471-3865 Email: bob.corner@dmv.ne.gov

**In-Car Video System Purchase Assistance  
Nebraska Office of Highway Safety**

**410-06-2**

Program Areas:	Police Traffic Services
Project Characteristics:	Impaired Driving Enforcement/Increased Conviction Rates
Type of Jurisdiction:	Statewide
Jurisdiction Size:	1.7 Million
Target Population:	Impaired Drivers

**Problem Identification:**

Nebraska is predominantly rural with a population of 1.7 million people. Nebraska has 1.3 million licensed drivers and 2 million registered vehicles. Traffic crashes are a daily occurrence resulting in over 21,000 injured persons annually. In CY 2004, 37,227 crashes occurred, killing 254 people and injuring another 21,315 people.

Alcohol was known to be involved in 81 of the 229 fatal crashes (35.3 percent) that occurred in CY 2004. Alcohol was involved in 748 (11.8 percent) of the 6,305 fatal, A & B injury crashes in CY 2004. Of the fatal, A and B injury crashes occurring in the nighttime (6:00 p.m. – 5:59 a.m.), 539 (30.5 percent) of 1,767 involved alcohol.

**Goal and Objective:**

The goal is to reduce alcohol-related fatal, A and B injury crashes by 4% from the CY 2006 projected number.

The objective of this project is to provide funding assistance through the “Mini-Grant Contract Application and Award” process to law enforcement agencies for in-car video systems. Participating agencies will receive in-car video systems at a 75%/25% match (NOHS/agency) up to a maximum of \$3,500.00 per unit.

**Strategies and Activities:**

- To insure that all applicants comply with the contract award requirements as outlined in the application. All mini-grant contract applications were reviewed to insure that all application requirements were met.
- To enter into mini-grant contracts with law enforcement agencies to provide approximately 120 in-car video systems. During the project period 74 mini-grant contracts were awarded providing 174 in-car video systems as follows: Sheriff’s Departments – 37 contracts providing 94 units; and, Police Departments – 37 contracts providing 80 units.
- To review and process the invoices for each in-car video system purchase. All invoices were reviewed and processed.

**Result:**

The fatal, A and B injury crash data for CY 2006 is unavailable from the Nebraska Department of Roads.

<b>Funding:</b>	Section 410:	\$471,665.70
	Local:	\$168,482.95
	Total Cost:	\$640,148.65

**Contact:** Becky Stinson, Nebraska Office of Highway Safety, P.O. Box 94612, Lincoln, NE 68509  
Telephone 402/471-3880      FAX: 402/471-3865      Email: [becky.stinson@dmv.ne.gov](mailto:becky.stinson@dmv.ne.gov)

**Breath Testing Equipment Purchase Assistance  
Nebraska Office of Highway Safety**

410-06-3

Program Areas:	Police Traffic Services
Project Characteristics:	Impaired Driving Enforcement
Type of Jurisdiction:	Statewide
Jurisdiction Size:	1.7 Million
Target Population:	Impaired Drivers

**Problem Identification:**

Nebraska is predominantly rural with a population of 1.7 million people. Nebraska has 1.3 million licensed drivers and 2 million registered vehicles. Traffic crashes are a daily occurrence resulting in over 21,000 injured persons annually. In CY 2004, 37,227 crashes occurred, killing 254 people and injuring another 21,315 people.

Alcohol was known to be involved in 81 (35.3 percent) of the 229 fatal crashes that occurred in CY 2004. Alcohol was involved in 748 (11.8 percent) of the 6,305 fatal, A and B injury crashes in CY 2004. Of the fatal, A and B injury crashes occurring in the nighttime (6:00 p.m. – 5:59 a.m.), 539 (30.5 percent) of the 1,767 involved alcohol.

**Goal and Objective:**

The goal is to reduce alcohol-related fatal, A and B injury crashes by 4% from the CY 2006 projected number.

The objective of this project is to provide funding assistance through the “Mini-Grant Contract Application and Award” process to law enforcement agencies for breath testing equipment. Participating agencies will receive breath testing equipment funded at 100% by the NOHS.

**Strategies and Activities:**

- To insure that all applicants comply with the contract award requirements as outlined in the application. All mini-grant contract applications were reviewed to insure that all application requirements were met.
- To enter into mini-grant contracts with law enforcement agencies to provide approximately 280 preliminary breath testing units.
- During the project period 57 mini-grant contracts were awarded providing 238 preliminary breath testing units as follows: Sheriff’s Departments – 20 contracts providing 95 preliminary breath testing units; Police Departments – 35 contracts providing 138 preliminary breath testing units; and, Other Agencies – 2 contracts providing five preliminary breath testing units.
- To review and process the invoices for all breath testing units. All invoices were reviewed and processed.

**Result:**

The fatal, A and B injury crash data for CY 2006 is unavailable from the Nebraska Department of Roads.

<b>Funding:</b>	Section 410:	\$56,280.00
<b>Contact:</b>	Becky Stinson, Nebraska Office of Highway Safety, P.O. Box 94612, Lincoln, NE 68509 Telephone 402/471-3880 FAX: 402/471-3865 Email: <a href="mailto:becky.stinson@dmv.ne.gov">becky.stinson@dmv.ne.gov</a>	

**Drug Recognition Expert (DRE) Training and Re-certification  
Nebraska Office of Highway Safety**

410-06-4

Program Areas:	Police Traffic Services/Alcohol and Other Drugs
Project Characteristics:	Impaired Driving Enforcement
Type of Jurisdiction:	Statewide
Jurisdiction Size:	1.7 Million
Target Population:	Impaired Drivers

**Problem Identification:**

Nebraska is predominantly rural with a population of 1.7 million people. Nebraska has 1.3 million licensed drivers and 2 million registered vehicles. Traffic crashes are a daily occurrence resulting in over 21,000 injured persons annually. In CY 2004, 37,227 crashes occurred, killing 254 people and injuring another 21,315 people.

Alcohol was known to be involved in 81 (35.3 percent) of the 229 fatal crashes that occurred in CY 2004. Alcohol was involved in 748 (11.8 percent) of the 6,305 fatal, A and B injury crashes CY 2004. Of the fatal, A and B injury crashes occurring in the nighttime (6:00 p.m. – 5:59 a.m.), 539 (30.5 percent) of the 1,767 involved alcohol. Additionally, studies have found that a large percentage of alcohol impaired drivers also had other drugs in their systems and a percentage of those impaired drivers who are stopped are released because the officers do not have the necessary training to identify the driver as drug impaired.

**Goal and Objective:**

The goal is to reduce alcohol-related fatal, A and B injury crashes by 4% from the CY 2006 projected number.

The objective of this project is to provide training for 24 new Drug Recognition Experts and to provide re-certification training for all of Nebraska's Drug Recognition Experts and Instructors.

**Strategies and Activities:**

- To coordinate and sponsor a 2-Day Pre-School and a 7-Day Drug Recognition School to train approximately twenty-four new Nebraska Drug Recognition Experts. The 7-Day Drug Recognition School was held on October 12 – 14 & 17 – 20, 2005 (the 2-Day Pre School was conducted in FY05). Fifteen DRE candidates completed the 7-Day Drug Recognition Expert Certification training in October 2005, then went on to complete the field certification phase and passed the final knowledge examination. All fifteen DRE candidates became certified Drug Recognition Experts.
- To coordinate and sponsor a 1 day Drug Recognition Expert re-certification training session for Nebraska Drug Recognition Experts. In 2006 we did not sponsor a recertification training class in Nebraska. The national conference was co-sponsored by Nebraska and held in Kansas City, Missouri. Nebraska Drug Recognition Experts were encouraged to attend the national conference.
- To submit certification and re-certification documentation to IACP for Nebraska Drug Recognition Experts. All certification and re-certification documents were forwarded to Nebraska agency coordinators and IACP as necessary.
- To coordinate educational opportunities for Nebraska Drug Recognition Experts as necessary. DRE related newsletters and articles were forwarded to all Nebraska DREs. Additionally, 8 DRE Instructors, 29 DREs and 2 prosecutors were provided funding assistance to attend the National IACP DRE conference held in Kansas City, Missouri.

- In 2006 Nebraska co-sponsored the 12<sup>th</sup> Annual DRE Conference held in Kansas City, Missouri on June 14 – 16, 2006. Activities included monthly planning meetings to organize the conference, organizing and staffing the conference, and providing materials to conference attendees.
- To solicit and select Drug Recognition Expert candidates for the 2- and 7- day training schools for FY 2007. The dates for the FY 2007 DRE training were selected and 19 DRE candidates selected for the training.

**Result:**

The fatal, A and B injury crash data for CY 2006 is unavailable from the Nebraska Department of Roads.

<b>Funding:</b>	Section 410:	\$57,162.20
<b>Contact:</b>	Becky Stinson, Nebraska Office of Highway Safety, P.O. Box 94612, Lincoln, NE 68509 Telephone 402/471-3880      FAX: 402/471-3865      Email: <a href="mailto:becky.stinson@dmv.ne.gov">becky.stinson@dmv.ne.gov</a>	