



# VIRGINIA HIGHWAY SAFETY PLAN

Application for Federal 402 Grant Funding

## FISCAL YEAR 2015



VIRGINIA HIGHWAY SAFETY OFFICE

## Table of Contents

	Page
Introduction	1
Commonwealth of Virginia Highway Safety Office	1
Mission Statement	2
Delegation of Authority and Organizational Staffing	3
Executive Summary	6
Virginia's Political Structure	8
State Demographic Analysis	9
Legislative Changes	11
Highway Safety Planning Calendar	13
Highway Safety Planning Process	14
Performance Report (Previous fiscal year HSP targets)	23
Eleven Core Performance Measures	24
Virginia's Performance Plan	25
Core Outcome Performance Measures	26
• Fatalities	27
• Number of Serious Injuries	29
• Fatality rate per 100M VMT	31
• Number of unrestrained passenger vehicle occupant fatalities, all seating positions	34
• Number of fatalities involving driver or motorcycle operator with .08 BAC or above	39
• Number of speeding-related fatalities	50
• Number of motorcyclist fatalities	58
• Number of unhelmeted motorcyclist fatalities	60
• Number of drivers age 20 or younger involved in fatal crashes	62
• Number of pedestrian fatalities	65
• Number of bicycle fatalities	68
Other Program Area Performance Measures	
• Traffic Records	71
• Driver's Education	73

• Community Traffic Safety Projects	74
• Police Traffic Services	75
• Roadway Safety Program Area	76
Core Behavior Performance Measure	77
Seat Belt Use Rate – Observed Seat Belt Survey	78
Grant Funded Activity Measures	80
Media Plan	82
Appendix A. Highway Safety Plan Cost Summary (HS Form 217)	84
Appendix B. Cumulative Listing and Distribution FY 2015 Grants Awarded	88
Letter of Support for DMV/VAHSO Highway Safety Performance Measures	101
Certifications and Assurances – Signed by Virginia Governor’s Representative	103

---

## Introduction

The Highway Safety Plan (HSP) describes the processes used to identify Virginia's traffic safety problems. It proposes projects and activities Virginia plans to implement to achieve its performance goals. The plan also includes performance measures and targets for each goal to track progress from a baseline toward meeting the goal by the specified target date. Additionally, the HSP describes the grant funded projects and activities that Virginia will implement to accomplish the goals identified.

### Commonwealth of Virginia Highway Safety Office

Governor	Terence "Terry" R. McAuliffe
Governor's Highway Safety Representative	Richard D. Holcomb DMV Commissioner
Governor's Highway Safety Coordinator	Ellen Marie Hess DMV Deputy Commissioner
Governor's Highway Safety Office Director	John Saunders Highway Safety Office Director
Location of Highway Safety Office	Virginia Department of Motor Vehicles 2300 West Broad Street Richmond, Virginia 23220 Phone (804) 367-6641

## **Mission Statement**

To reduce crashes, injuries, fatalities and associated cost by identifying transportation safety issues and developing and implementing effective integrated programs and activities.

This mission will be accomplished by:

- Administering federal transportation safety grant programs
- Collecting, maintaining and analyzing traffic records and crash statistics
- Providing assistance to communities in identifying transportation safety issues and solutions
- Developing and implementing effective, integrated programs and initiatives to address traffic safety concerns, and
- Tracking and supporting federal and state traffic safety legislation and initiatives

## Delegation of Authority and Organizational Staffing

The Code of Virginia, Section 46.2-222, gives written enabling authority for highway safety and the responsibility to carry out assigned state highway safety office functions to the Virginia Department of Motor Vehicles (DMV).

Virginia's Highway Safety Office (VAHSO) is comprised of 44 staff members including field personnel and the Traffic Records Electronic Data System (TREDS) Operation Center. After TREDS was implemented on July 2009, the TREDS Center's main function is now focused on conducting quality assurance of the state's electronic law enforcement crash reports and related DMV business processes.

In October 2006, the Grants Management program and staff were realigned to report directly to the budget section of the Financial Management Services Administration. This transfer of responsibilities put into place internal controls allowing for a system of checks and balances between the awarding of grants and the distribution of grant funding. The working relationship with the Virginia Highway Safety Office has not changed as a result of this realignment.

### **Brief descriptions of each position of Virginia's Highway Safety Office are as follows:**

**Governor's Highway Safety Representative:** The Commissioner of the Department of Motor Vehicles serves as the Governor's Highway Safety Representative.

**Governor's Highway Safety Coordinator:** Responsible for providing agency oversight of Virginia's highway safety program.

**Governor's Highway Safety Office Director:** Provides direct oversight and is responsible for planning, organizing and administering the operations and programs of the VAHSO. Directs the administration of the Highway Safety Office to include Traffic Records, Project Planning, Research, Evaluation and Reporting as well as Program Development and Implementation.

**Agency Management Analyst:** Provides support to the Governor's Highway Safety Representative, Coordinator and VAHSO Director. Coordinates VAHSO administrative processes and serves as the VAHSO legislative coordinator. Coordinates Virginia's highway safety plan and annual report. Oversees the planning and implementation of the annual Judicial Transportation Safety Conference and Governor's Highway Safety Awards. Prepare and submit grant requests on behalf of the VAHSO.

**Deputy Director of Traffic Records Management, Planning, Reporting and Analysis:** Responsibilities include managing, implementing and directing the statewide traffic records data system (TREDS), crash data management and analysis; strategic highway safety planning including development and management of the Highway Safety Plan and the Annual Report. Serves as Chair and coordinator for the state's Traffic Records Coordinating Committee.

**Highway Safety Traffic Records Supervisor:** Supervises staff responsible for managing statewide traffic crash data; providing analysis and data pertaining to traffic records and highway safety studies and countermeasure programs; providing statistical data for and developing performance measures and targets for the HSP and the annual Highway Safety Annual Report; and providing and updating traffic crash data on the agency web site.

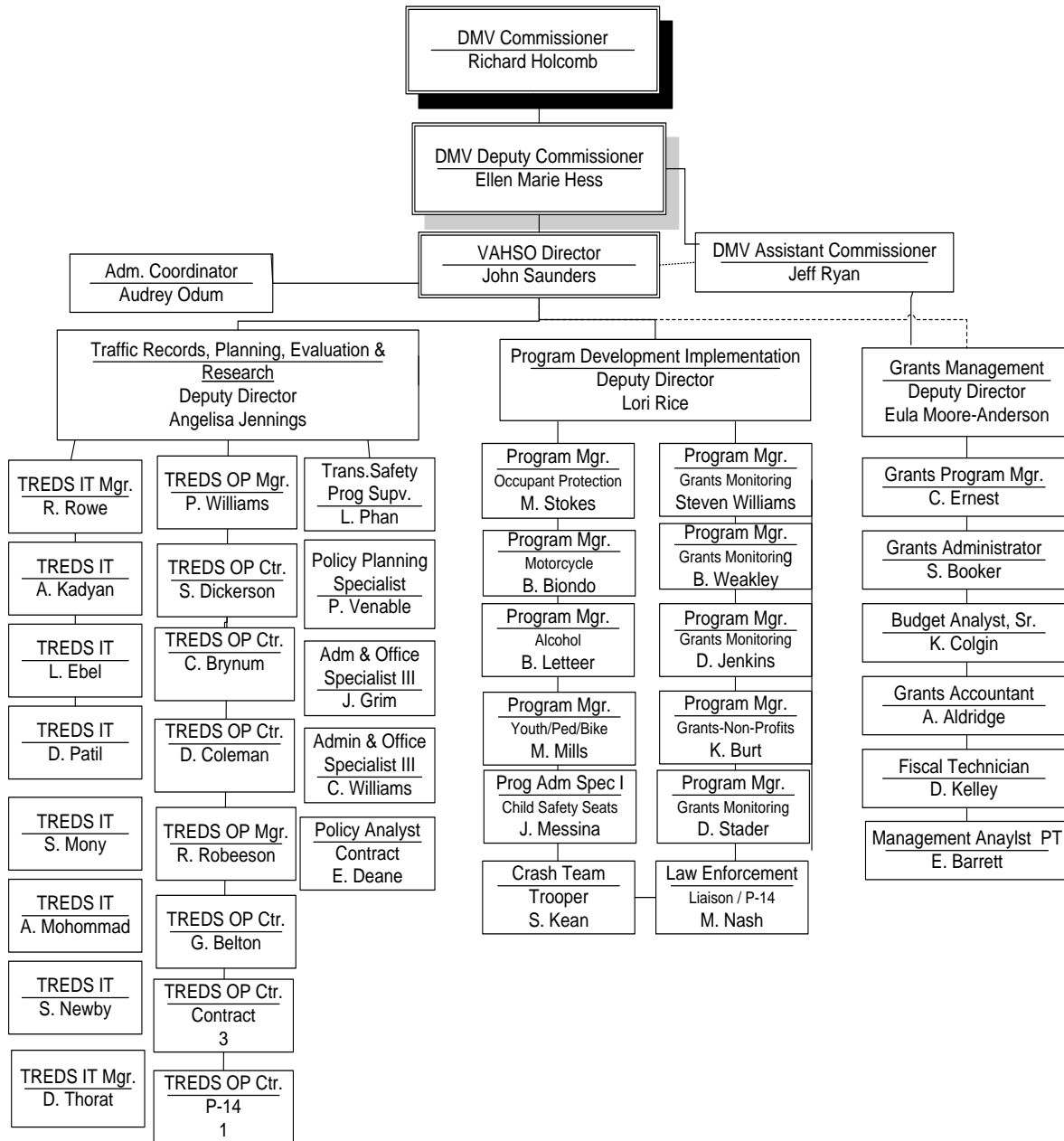
**Office Manager (TREDS Operations Center):** Supervises staff responsible for conducting quality assurance of the state's electronic police crash reports as well as related DMV business processes.

**TREDS IT Team:** Provides TREDS business requirements, coding/programming, testing and database design. Works closely with VAHSO and other safety partners on system enhancements to improve the quality and quantity of data and data linkages for use in Virginia's highway safety programs.

**Deputy Director for Program Development and Implementation:** Development and implementation of effective highway safety programs and countermeasures to address Virginia's highway safety problems. Manages program staff in monitoring, tracking and evaluation of approved highway safety projects.

**Program Managers/Grant Monitors/Staff:** Responsibilities include monitoring and evaluation of approved highway safety projects within the various countermeasure areas; dissemination of information; public awareness campaigns and media events, and presentation of safety education programs.

**Department of Motor Vehicles  
Virginia Highway Safety Office  
June 2014**





## Executive Summary

Through sound leadership, proactive partnerships and the unwavering commitment and hard work of dedicated staff, Virginia has been successful in forging partnerships that have allowed us to implement many successful statewide highway safety program initiatives. The “Moving Ahead for Progress in the 21<sup>st</sup> Century Act” (MAP-21), provides States’ a method to continue building and improving their highway safety process. Virginia pledges to continue establishing new and innovative programs that will capitalize on our strengths in an effort to expand and enhance our overall highway safety program. We will, through a systematic, cooperative, statewide effort, continue to build upon the success we have achieved in striving for the most effective and efficient highway safety program in the nation.

The FFY 2015 Highway Safety Plan is submitted in accordance with NHTSA MAP21 (23CFR1200).

The Highway Safety Plan identifies Virginia’s key safety needs and guide investment decisions to achieve significant reductions in injuries and deaths on all public roads. The plan is intended to:

- Provide a comprehensive framework, with specific data driven targets, performance measures, countermeasure strategies and emphasis areas as the foundation for reducing highway injuries and deaths on all public roads;
- Address safety challenges on all public roads so that safety programs can align and leverage the Commonwealth’s resources across all stakeholder programs;
- Integrate the four “E” approach of transportation safety- Education, Enforcement and Engineering, Emergency Medical Services (EMS).

The National Highway Safety Act of 1966 provides federal grants to states to support coordinated national highway safety programs. The Virginia Highway Safety Office (VAHSO) is responsible for administering these federal highway safety funds and performs the following functions:

- Problem Identification/Analysis: Identification of actual and potential traffic safety issues through comprehensive data analysis and the development, reporting and tracking of established performance measures and targets in the preparation of the Highway Safety Plan, the Annual Report and other strategic planning documents;
- Administration (including grants management): Includes management of the highway safety program, monitoring legislative initiatives, development of federal highway safety proposals; distribution of federal funds to state, local and nonprofit agencies;
- Monitoring and Evaluation: Includes monitoring and evaluating approved highway safety projects; and the development of effective program countermeasures;
- Public Information and Education: Includes development and coordination of numerous media events and public awareness activities targeting specific priority areas.

The VAHSO provides grants for programs which are designed to reduce the number of crashes, injuries, fatalities and related economic losses resulting from traffic crashes on Virginia’s roadways. Local and state law enforcement agencies, state agencies, academic institutions and non-profits can apply for NHTSA’s pass-through funding for projects related to various areas of highway safety.

Virginia highway safety officials have systematically analyzed highway safety problems and corrective strategies. Based on the results of this evidence-based analysis, it has been determined that Virginia can make a positive impact on improving highway safety by placing a major emphasis on the enforcement of its traffic safety program areas:

**Occupant Protection** is an issue that needs focused attention in Virginia. Correct safety belt use is a proven method to achieve a greater measure of safety in crashes, regardless of the other factors involved.

**Impaired Driving** resulting from the use of alcohol is another persistent problem that contributes to fatal and serious injury crashes. While much has been accomplished, Virginia will continue to monitor and enforce its DUI statutes and strengthen and enhance existing programs.

**Motorcycle Safety** continues to be a key focus area in Virginia. While motorcycle endorsements and registrations have increased, Virginia experienced a decrease in fatalities. Enforcement, training, education and awareness will remain integral components of this program.

**Speed** has a profound impact on the safety of Virginia's roadways. A targeted focus on enforcement and education will continue to raise the awareness of the dangers and implications of speeding.

**Traffic Records** is the foundation of every state highway safety program. The timeliness and accuracy of comprehensive data is essential to valid problem identification and analysis needed in the development of evidence-based targets, performance measures, strategies and projects that address our highway safety problems.

**Note:** Areas also eligible for consideration in state and local grants, but to a lesser extent: Roadway Safety, Driver Education, Teen Drivers, Distracted Driving, Community Traffic Safety and Police Traffic Services. As decisions are made on grant funding levels, an assessment is made for the prospective grants to make a meaningful contribution to highway safety and assist the Commonwealth in achieving its safety goals.

## Virginia's Political Structure

Virginia's current governor is Terence "Terry" McAuliffe (D). The Commonwealth's bicameral legislature consists of the House of Delegates and Senate of Virginia. The present State Constitution, adopted in 1970, provides that the House of Delegates shall consist of 100 members and the Senate shall consist of 40 members. All members of the General Assembly are elected by registered voters within their respective House and Senate districts. The terms of office are two years for members of the House and four years for members of the Senate. (Members may not hold any other public office during their term of office.) The following table identifies how the legislature is currently comprised:

	Democrats	Republicans	Independents	Totals
Senators	19	20	0	*39
Delegates	32	68	0	100

\* Note: Vacancy - Member of Senate resigned Senate seat June 2014. Special Election forthcoming.

## State Demographic Analysis

Virginia has a very diverse traffic mixture that includes urban, suburban and rural driving populations; an active tourism market; several military installations; diverse cultural communities that speak many languages; and many university and college campuses spread out across the state. It also borders two of the busiest metro areas for traffic, Maryland and Washington D.C.

There are 90 Acute Care hospitals, 5 Level 1 Trauma Centers, 4 Level 2 Trauma Centers and 5 Level 3 Trauma Centers.

There are 39 cities and 95 counties in Virginia. The capitol is located in Richmond. In 2013, the provisional total population of Virginia was 8,260,405. Virginia has 7,799,339 registered vehicles and 5,822,361 licensed drivers. Virginia's population increased 5 percent (377,815), licensed drivers increased 6 percent (320,483) and registered vehicles increased 4 percent (303,765), yet overall fatalities decreased 2 percent.

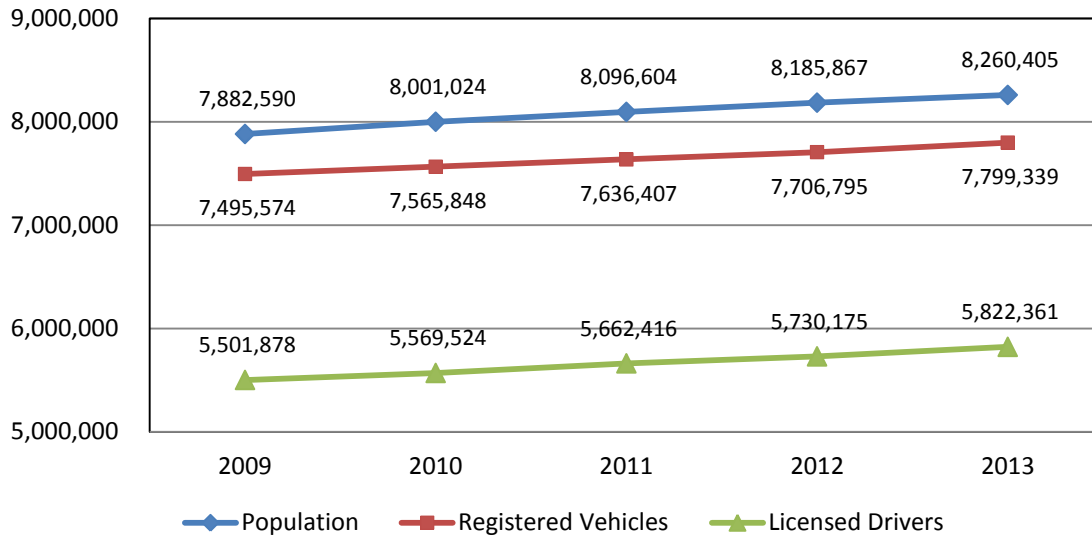
Virginia's law enforcement community consists of 7 state police divisions within 48 areas of the state and 2,008 state troopers. It also includes 125 city and county sheriff's offices and 242 police departments which includes private, institutional and collegiate departments.

There are 74,156.53 roadway miles. Of those 63,047 are secondary roads (85 percent), 9,990 are primary roads (13 percent) and 1,119 are Interstate roads (1.5 percent). Virginia's vehicle miles traveled (VMT) decreased slightly 0.87 percent in 2013.

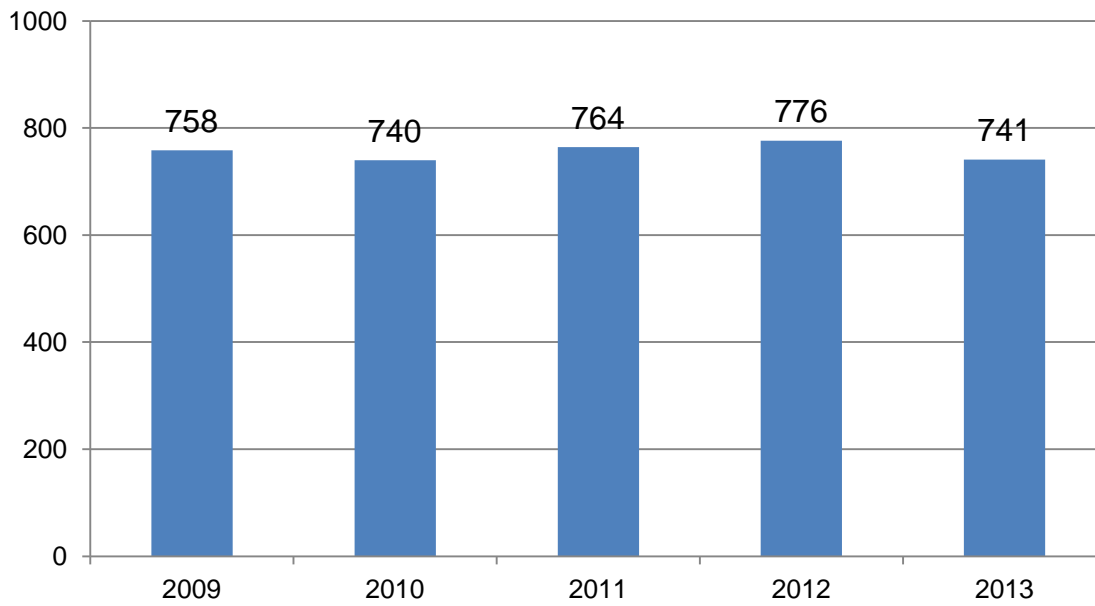
Motorcycle (MC) endorsements and registrations have been steadily increasing over the past 5 years. In 2013, there were 395,548 motorcycle endorsements, a 14 percent increase (49,795) and 190,456 motorcycle registrations, a 6 percent increase (10,978) compared to 2009. As MC registrations and endorsements increased, the number of MC fatalities has decreased in 2013, 63 motorcyclists were killed, an 18 percent decrease as compared to 2009.

	2009	2010	2011	2012	2013
<b>Population</b>	7,882,590	8,001,024	8,096,604	8,185,867	8,260,405
<b>Registered Vehicles</b>	7,495,574	7,565,848	7,636,407	7,706,795	7,799,339
<b>Licensed Drivers</b>	5,501,878	5,569,524	5,662,416	5,730,175	5,822,361
<b>Motorcycle Registrations</b>	179,478	182,942	186,295	189,383	190,456
<b>Motorcycle Endorsements</b>	345,753	357,873	372,072	384,292	395,548

**Population, Registered Vehicles and Licensed Drivers in Virginia  
Calendar Years 2009-2013**



**Fatalities in Virginia  
Calendar Years 2009-2013**



Note: 2012 fatalities of 776 reflect the deletion of 1 fatality from FARS that was determined not to be a traffic related fatality.

## Legislative Changes

During the 2014 Virginia General Assembly, several pieces of legislation were passed to address highway safety. The following laws will be enacted and become effective July 1, 2014:

HB 122 (Scott) / SB 383 (Reeves). New vehicle classification; autocycle	Defines autocycle as distinct class of vehicle and imposes special requirements:
Driver's license requirements	<ul style="list-style-type: none"> <li>- A motorcycle endorsement will not be required to operate an autocycle.</li> <li>- Autocycles may not be used for any behind-the-wheel examination</li> </ul>
Safety belts	<ul style="list-style-type: none"> <li>- Autocycles must be equipped with an approved safety belt system.</li> <li>- Operators and passengers in autocycles will be required to comply with seat belt use laws.</li> </ul>
Helmets	<ul style="list-style-type: none"> <li>- Helmets are required for operators and passengers of autocycles without a permanent, fixed roof.</li> <li>- Helmets are not required in autocycles with nonremovable roofs, windshields, and enclosed bodies .</li> </ul>
Safety inspections	Autocycles will be inspected as motorcycles and must be equipped with operational safety belts.
HB255 (Lingamfelter). "Photo-red" traffic light enforcement systems.	Requires that all "photo-red" systems have yellow light signal lengths of at least three seconds.
HB 662 (Brink) / SB 565 (Cosgrove). Commercial driver's licenses, etc.; compliance with federal requirements.	<p>Amends statutes relating to CDLs to comply with new FMCSA requirements and prohibits use of handheld mobile telephones in commercial motor vehicles.</p> <p>Requires distracted driving to be included as a part of the driver's license knowledge examination to comply with MAP-21.</p> <p>Provides that DMV may continue to disclose personal information from crash reports, but only if otherwise authorized by law in order to comply with federal law.</p>
HB771 (Hugo). Mature driver crash prevention.	<p>Provides for a course in mature driver motor vehicle crash prevention and provides that such course is an option for the court in adjudicating defendants.</p> <p>Lowers from 80 to 75 the age at which drivers are required to appear before DMV for renewal and requires</p>

	that licenses issued to persons age 75 or older be valid for no more than five years.
HB925 (Greason) / SB554 (Marsden). Driver education instructors.	Permits community colleges to offer courses on a not for credit basis that are required for driver education instructors to teach in driver training schools. The courses must include the same content and curriculum required by the Department of Education.
SB97 (Reeves). Minimum clearance for passing bicycles, etc.	Increases from 2 to 3 feet the minimum clearance between a passing vehicle and a bicycle, electric personal assistive mobility device, electric power-assisted bicycle, moped, animal, or animal-drawn vehicle.
SB 205 (McWaters). Licensure and examination for persons age 19 or older.	Allows those 19 or over to take the behind-the-wheel exam at a driver training school as long as they complete the current requirements already in place for persons under 19. Allows students who are not minors to take driver's education and their behind-the-wheel examination with their school or with a driver training school. No change to requirements for those seeking a CDL or on medical review.
SB482 (Norment). DUI; probation; license suspension, etc.	Removes the provision that unless otherwise modified by the court, a defendant who has been convicted of a fourth or subsequent DUI in 10 years shall remain on probation and under the terms of any suspended sentence for the same period as his operator's license was suspended, not to exceed 3 years. Also amends the provision that allows for administrative suspension of driving privileges for refusal to submit to a BAC test. Under amended law, suspension can occur for refusal to submit to a blood test as well as a breath test.
SJ102 (Carrico). Move Over Awareness Month	Designates June as Move Over Awareness Month in Virginia.

## 2015 Highway Safety Planning Calendar

Late December 2013/ Early January 2014	Distribute News Release Announcing Highway Safety Grant Applications
January 13-17, 2014	Problem Identification Data to Program Managers <i>Program Managers (PMs) review Data and create packages of information for Grant Writing Workshops</i>
January 21-31	Grant Writing Workshops
February 28	Application Submission deadline
March 3-14	Program Managers Review Applications & Identify Preliminary Recommendations
March 17-28	Program Managers and Internal Review Committee Review Applications & Award Recommendations
March 31-April 4	Director & Deputy Director Reviews Applications and Recommendations; Amend where appropriate
April 7-May 2	Grants Management Office compiles and prepares VAHSO Final Grant Recommendations
May 5-9	Executive review of VAHSO Final Grant Recommendations
May 12	Submit VAHSO Final Grant Recommendations to Secretary of Transportation for Approval
Mid-may	Highway Safety Plan development begins
June 16	Highway Safety Plan submitted to Commissioner for review and approvals/certifications
July 1	Highway Safety Plan due
July 1-18	Program Managers Contact Applicants
July 18	Heat Mapping and Data Profiles (2013) by locality due to Grants Management office and PMs
July 21-25	Prepare & Mail Grant Application Denial Letters, Discuss with PMs
July 21-25	Letters to Program Mangers for Awarded Grants
August 4-22	Grant Implementation & Project Agreement Workshops
October 1, 2015	Project Agreement Submission Due date



## Highway Safety Planning Process

Virginia's Highway Safety Office (VAHSO) implements a comprehensive highway safety planning process. VAHSO conducts extensive problem identification and analysis that establishes data driven performance measures and targets used to develop and implement the most effective and efficient Plan. These measures are then used to develop countermeasure strategies and projects for the distribution of federal funds.

The VAHSO's HSP is produced annually and is developed through discussions and meetings coordinated by the VAHSO. The initial planning by VAHSO staff allows for the review and analysis of prior year activities by federal, state and local partners. The VAHSO then works with and incorporates information from meetings with inter-agency groups, state and local government agencies, i.e., Virginia State Police, Virginia Department of Transportation, institutions of higher learning, local law enforcement and community coalitions. Additionally, data and other relevant highway safety information is gathered and analyzed to identify behavioral trends. VAHSO reviews and analyzes information from enforcement campaigns (Checkpoint Strike Force and Click It or Ticket), attitudinal/observational surveys conducted by various state universities and statewide committees; Traffic Records Coordinating Committee, Strategic Highway Safety Plan executive committee, Occupant Protection Committee, etc.

Our problem identification process is vital to the success of our overall highway safety program and consists of the following stages:

- Problem identification and analysis utilizing various data sources
- Planning to select and prioritize targets, goals, objectives and performance measures
- Participation and collaboration from traffic safety partners
- Development of funding priorities
- Issuance of grant application announcement for grant funding of programs
- Grant writing and distribution workshops
- Review, negotiation and approval of grant agreement
- Implementation of programs/deployment of resources
- Monitoring/Evaluation

### **Description of Data Sources and Processes Used in Highway Safety Problem Identification**

- VAHSO uses various sources of data such as our Traffic Records Electronic Data System (TREDS) which is Virginia's central data repository for all highway safety information and data; DMV's Citizen Services System (CSS); the Fatality Analysis Reporting System (FARS),
- "Top 40" Jurisdictions by crash severity, citation, survey data, geographical data, and street-level location mapping data.
- Other relevant data sources use in our calculations include VMT, license, registration, training, motorcycle endorsement, Countermeasures That Work (CTW)
- All 2013 data is sourced from TREDS until FARS is closed for 2013.

The Virginia Highway Safety Office (VAHSO) continues to identify, analyze, recommend and implement solutions for highway safety problems on a statewide basis. VAHSO collaborates with various safety partners that represent multiple disciplines to ensure that the performance measures and safety initiatives identified are data-driven and include reasonable targets to address the crash, fatality, and injury problems within the Commonwealth; provides the appropriate criteria for the designation of funding priorities, and provides evidenced-based countermeasure strategies and projects for the administration and evaluation of the overall Highway Safety Plan.

- HSP Goals are reviewed and shared with grantees through the grant writing and distribution workshops, visits from Programs Managers and other staff, routine contact from staff via phone, written and personal contact, conferences, and training. This process allows VAHSO staff a mechanism for project follow up and to make adjustment as needed.

### **Description of Data Sources, Participants and Processes Used To Select Performance Measures and Define Targets**

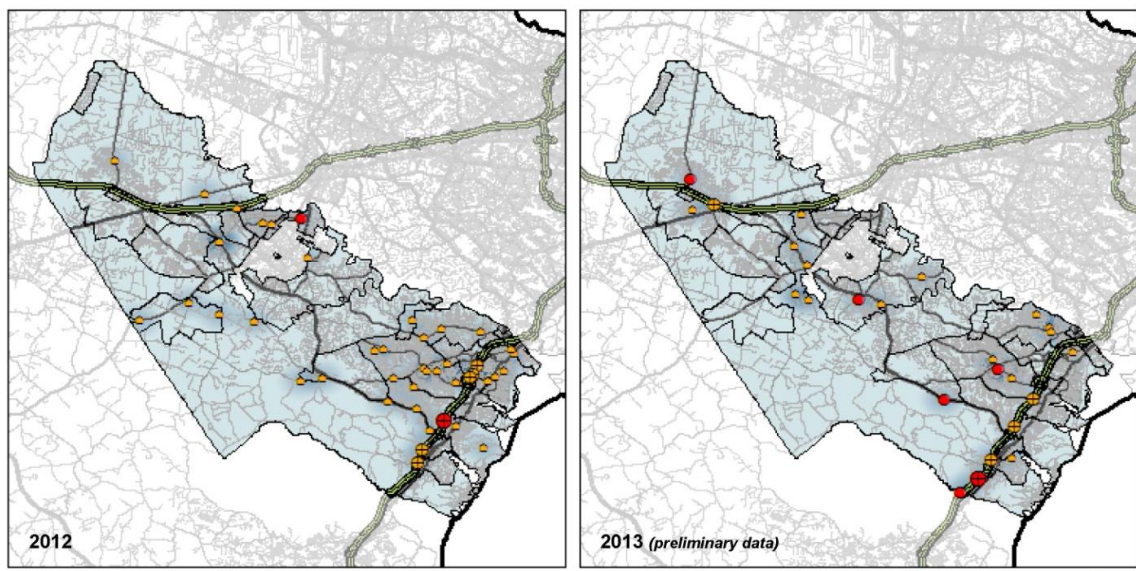
- Using data sources listed above, VAHSO analyzes 10 year-to-year transitions of data to perform linear trend analysis (annual data, 3- or 5- year moving averages) using both 4 and 5 points of data. Attainable, evidence-based targets were then selected for all measures with justifications provided for each selection.
- VAHSO also analyzes traffic crash data comparing prior year HSP data with current year data. Crash data is programmatically broken down by jurisdiction (town, city, county and then street-level location.) This analysis, combined with other measures, is used to create a *Mapping and Data Profile* for every safety program area and every law enforcement agency in Virginia. This Profile provides a visual display, along with a listing, of Virginia streets/roadways/interstates with all fatal and serious injury crashes by the highest time periods, days, and months. VAHSO uses this unique analysis tool to support the development of targets, performance measures, safety programs and its funding decisions.
- The VAHSO utilizes input and suggestions provided by a relevant and comprehensive list of disciplines. This collaboration includes targeted and specific locality data/problem identification from various partner agencies with the Virginia Highway Safety Office serving as the lead agency working with Virginia State Police, local law enforcement, Virginia Tech, Department of Health, Virginia Department of Transportation, Supreme Court of Virginia, institutions of higher education, non-profits and statewide committees such as the Traffic Records Coordinating Committee, Occupant Protection Committee, etc.
- The VAHSO also hosts highway safety stakeholder meetings that include key safety partners to discuss ideas and initiatives to improve highway safety. This information is then used in support of our statewide programs to address our highway safety issues including traffic safety enforcement and awareness campaigns. This collaboration among our stakeholders provides for an effective and efficient problem solution process.

Examples of mapping and data profile created for each locality and state program area that is used in our planning, problem identification, target and performance measure setting and selection of countermeasure strategies and projects.

Department of Motor Vehicles Virginia Highway Safety Office  
 Fairfax Region January 2014 Workshops  
**Prince William County Unrestrained Crash Stats**

<b>CY 2012</b> <b>2</b> 9:00pm - 11:59pm • 3:00am - 5:59am <i>100% of Unrestrained fatal crashes</i> Tuesday • Thursday <i>100% of Unrestrained fatal crashes</i> November • May <i>100% of Unrestrained fatal crashes</i>	Fatal CRASHES	<b>CY 2013 (preliminary data)</b> <b>6</b> 3:00am - 5:59am <i>50% of Unrestrained fatal crashes</i> Sunday • Saturday <i>67% of Unrestrained fatal crashes</i> October <i>33% of Unrestrained fatal crashes</i>
	<b>Highest Time Periods</b>  <b>Highest Days</b>  <b>Highest Months</b>	

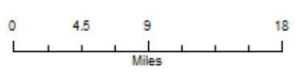
<b>CY 2012</b> <b>43</b> 9:00pm - 11:59pm <i>21% of Unrestrained serious injury crashes</i> Saturday <i>21% of Unrestrained serious injury crashes</i> July <i>16% of Unrestrained serious injury crashes</i>	Serious Injury CRASHES	<b>CY 2013 (preliminary data)</b> <b>20</b> 6:00am - 8:59am • 3:00am - 5:59am <i>40% of Unrestrained serious injury crashes</i> Wednesday <i>35% of Unrestrained serious injury crashes</i> May • February <i>40% of Unrestrained serious injury crashes</i>
	<b>Highest Time Periods</b>  <b>Highest Days</b>  <b>Highest Months</b>	



**Prince William County Unrestrained Related Crashes**

Interstate Crashes Fatal Serious Injury	Non-interstate Crashes Fatal Serious Injury
---	---

Blue represents density of all Unrestrained crashes





# Prince William County Unrestrained Crash Stats

## CY 2012 Fatal Crashes

Street	Cross Street	Count
I-95		1
YORKSHIRE LN		1

## CY 2013 Fatal Crashes (preliminary data)

Street	Cross Street	Count
BRENTSVILLE RD		1
DALE BLVD		1
DUMFRIES RD		1
I-95		1
JAMES MADISON HWY	STEPPING STONE DR	1
RUSSELL RD	I-95 RAMP	1

## CY 2012 Serious Injury Crashes

Street	Cross Street	Count
I-95		4
DALE BLVD		3
ADEN RD		2
OLD BRIDGE RD		2
WELLINGTON RD	PRINCE WILLIAM PKWY	2
ASHDALE AVE		1
BRISTOW RD	ADEN RD	1
BRISTOW RD	BARBEE RD	1
CARDINAL DR		1
CHERRY HILL RD	KEYS RIDGE RD	1

25 locations not included in summary table above with 1 or fewer crashes

## CY2013 Serious Injury Crashes (preliminary data)

Street	Cross Street	Count
I-95		3
DALE BLVD		2
ANTIETAM RD		1
BRISTOW RD		1
BRISTOW RD	VALLEY VIEW DR	1
COLBY DR		1
COVERSTONE DR		1
DUMFRIES RD	HINSON MILL LN	1
GRAHAM PARK RD		1
GRANBY RD		1

7 locations not included in summary table above with 1 or fewer crashes

## Crash Trends

Available Crash Data for Calendar Year (CY)	CY 2010	CY 2011	CY 2012	CY 2013*
<b>TOTAL CRASHES</b>	4984	5226	5282	2855
<b>FATAL CRASHES</b>	19	14	19	14
<b>INJURY CRASHES</b>	1932	1970	1971	1069
<b>Unrestrained Related Fatalities</b>	8	4	2	7
<b>Percent of Unrestrained Related Fatalities to Total Fatalities</b>	35%	27%	11%	50%
<b>Unrestrained Related Injuries</b>	142	127	184	83
<b>Percent of Unrestrained Related Injuries to Total Injuries</b>	5%	4%	7%	5%

\*preliminary data

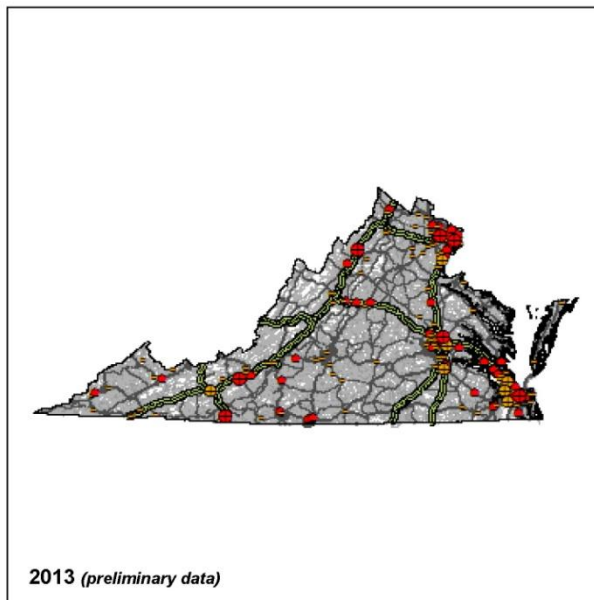
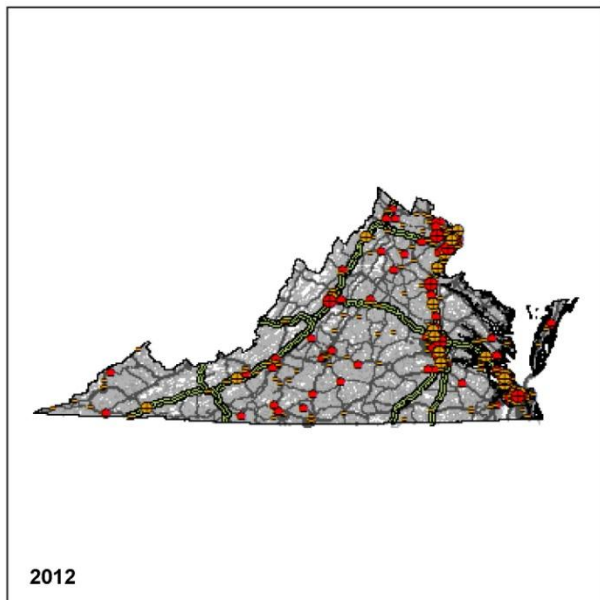
# Virginia Pedestrian Crash Stats

**CY 2012** **Fatal** **CY 2013 (preliminary data)**  
**98** **CRASHES** **74**

6:00pm- 8:59pm <i>28% of Pedestrian fatal crashes</i>	<b>Highest Time Periods</b>	6:00pm- 8:59pm <i>22% of Pedestrian fatal crashes</i>
Tuesday <i>16% of Pedestrian fatal crashes</i>	<b>Highest Days</b>	Saturday <i>22% of Pedestrian fatal crashes</i>
December <i>12% of Pedestrian fatal crashes</i>	<b>Highest Months</b>	April <i>14% of Pedestrian fatal crashes</i>

**CY 2012** **Serious Injury** **CY 2013 (preliminary data)**  
**520** **CRASHES** **350**

6:00pm- 8:59pm <i>24% of Pedestrian serious injury crashes</i>	<b>Highest Time Periods</b>	6:00pm- 8:59pm <i>28% of Pedestrian serious injury crashes</i>
Friday <i>18% of Pedestrian serious injury crashes</i>	<b>Highest Days</b>	Friday <i>18% of Pedestrian serious injury crashes</i>
December <i>10% of Pedestrian serious injury crashes</i>	<b>Highest Months</b>	May <i>10% of Pedestrian serious injury crashes</i>

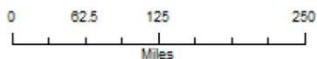


**Virginia Pedestrian Related Crashes**

Interstate Crashes    Non-interstate Crashes

-  Fatal
-  Serious Injury
-  Fatal
-  Serious Injury

Blue represents density of all Pedestrian crashes





# Virginia Pedestrian Crash Stats

## CY 2012 Fatal Crashes

Street	Cross Street	Count
I-95		3
JEFFERSON DAVIS HWY		3
GEORGE WASHINGTON HWY		2
I-64		2
JEFFERSON AVE		2
MILITARY HWY		2
14TH ST	CANAL ST	1
AIRLINE BLVD		1
BAYSIDE AVE		1
BERRYVILLE PIKE		1

80 locations not included in summary table above with 1 or fewer crashes

## CY 2013 Fatal Crashes (preliminary data)

Street	Cross Street	Count
I-81		2
JEFFERSON DAVIS HWY		2
TIDEWATER DR		2
ABERDEEN RD		1
AIRPORT DR		1
BATTLEFIELD BLVD		1
BLAIR LOOP RD		1
BLAND BLVD		1
BRAMBLETON AVE	PARK AVE	1
BRICK KILN BLVD		1

61 locations not included in summary table above with 1 or fewer crashes

## CY 2012 Serious Injury Crashes

Street	Cross Street	Count
MAIN ST		7
I-64		6
I-95		5
JEFFERSON AVE		5
BROAD ST		4
I-81		4
JEFFERSON DAVIS HWY		4
LIBERIA AVE		4
BROOKLAND PARK BLVD		3
GEORGE WASHINGTON HWY		3

475 locations not included in summary table above with 3 or fewer crashes

## CY2013 Serious Injury Crashes (preliminary data)

Street	Cross Street	Count
MAIN ST		4
BROAD ST		2
CENTREVILLE RD		2
DALE BLVD		2
HUNDRED RD		2
I-64		2
I-95		2
MILITARY HWY		2
MINNIEVILLE RD		2
PEMBROKE AVE		2

328 locations not included in summary table above with 2 or fewer crashes

## Crash Trends

Available Crash Data for Calendar Year (CY)	CY 2010	CY 2011	CY 2012	CY 2013*
<b>TOTAL CRASHES</b>	116385	120513	123576	105823
<b>FATAL CRASHES</b>	689	700	714	660
<b>INJURY CRASHES</b>	43149	43990	44923	37000
<b>Pedestrian Related Fatal Crashes</b>	76	76	98	74
<b>Percent of Pedestrian Related Fatal Crashes to Total Fatal Crashes</b>	11%	11%	14%	11%
<b>Pedestrian Related Injury Crashes</b>	1491	1629	1764	1368
<b>Percent of Pedestrian Related Injury Crashes to Total Injury Crashes</b>	3%	4%	4%	4%

\*preliminary data

## **Description of Data Sources and Processes Used to Develop and Select Evidence-based Countermeasures Strategies and Projects to Address Problems and Achieve Performance Targets**

- Local input and solutions are processed through the Highway Safety Program Manager; a transportation safety commission (when applicable) and the affected state agency.
- DMV/VAHSO identifies and assesses crash severity and rank by the “Top 40” jurisdictions, focusing on the highest number/percentage of fatal and serious injury crashes (i.e. total, alcohol, speed) as well as unrestrained fatalities and serious injuries statewide.
- DMV/VAHSO identifies projects that creatively incorporate and support statewide goals and that have the ability to transfer to other jurisdictions.
- DMV/VAHSO identifies projects from state, local and nonprofit organizations that have statewide significance and that address the federal program areas under “Moving Ahead for Progress in the 21<sup>st</sup> Century Act” (MAP-21) and as these programs relate to SAFETEA-LU.
- Individual project requests are reviewed and selected in three stages: (1) Review by DMV/VAHSO Headquarters and Program Personnel that have the knowledge and expertise in specific problem areas (2) Review by a committee of DMV/VAHSO management (3) VAHSO management advises the DMV Commissioner and the Secretary of Transportation.

Example of “Top 40” jurisdiction data used to develop and select evidence-based countermeasures strategies and projects

**Top 40 Jurisdictions - Overall Fatal Crashes  
Representing 67% of Virginia Fatal Crashes  
Calendar Year 2013**

Rank	County/City	Fatal Crashes	Region
1	Fairfax County	36	Fairfax Region
2	Va. Beach City	26	Portsmouth Region
3.5	Chesterfield County	24	Richmond Region
3.5	Norfolk City	24	Portsmouth Region
5	Henrico County	23	Richmond Region
6	Prince William County	19	Fairfax Region
7	Augusta County	14	Staunton Region
9.5	Hanover County	13	Richmond Region
9.5	Rockingham County	13	Staunton Region
9.5	Caroline County	13	Fairfax Region
9.5	Suffolk City	13	Portsmouth Region
14	Frederick County	11	Staunton Region
14	Mecklenburg County	11	Portsmouth Region
14	Loudoun County	11	Fairfax Region
14	Richmond City	11	Richmond Region
14	Chesapeake City	11	Portsmouth Region
19	Henry County	10	Roanoke Region
19	Carroll County	10	Bristol Region
19	Newport News City	10	Portsmouth Region
19	Spotsylvania County	10	Fairfax Region
19	Albemarle County	10	Staunton Region
24	Culpeper County	9	Staunton Region
24	Hampton City	9	Portsmouth Region
24	Montgomery County	9	Roanoke Region
24	Louisa County	9	Richmond Region
24	Southampton County	9	Portsmouth Region
30.5	Dinwiddie County	8	Portsmouth Region
30.5	James City County	8	Portsmouth Region
30.5	Bedford County	8	Roanoke Region
30.5	Franklin County	8	Roanoke Region
30.5	Stafford County	8	Fairfax Region
30.5	Prince George County	8	Richmond Region
30.5	Pittsylvania County	8	Roanoke Region
30.5	Orange County	8	Staunton Region
36.5	Isle of Wight County	7	Portsmouth Region
36.5	Wise County	7	Bristol Region
36.5	Roanoke County	7	Roanoke Region
36.5	King George County	7	Fairfax Region



## **Efforts to Coordinate and Outcomes Derived from the Coordination of the HSP with the State Strategic Highway Safety Plan (SHSP)**

- The Virginia Highway Safety Office (VAHSO) partnered with Virginia Department of Transportation (VDOT) to collaborate with over fifty interested organizations in the development of the Virginia's Strategic Highway Safety Plan 2012-2016 (SHSP). As a key partner on the SHSP Executive Committee, VAHSO oversees the inclusion of HSP performance measures and targets within the SHSP. The Commonwealth's SHSP focuses on five key behavioral emphasis areas: Impaired Driving, Occupant Protection, Young Drivers, Speed, and Data (Traffic Records)
- To review the full plan visit [www.virginiadot.org/info/hwysafetyplan.asp](http://www.virginiadot.org/info/hwysafetyplan.asp)

### **Letter of Support**

See letter of support (page 101) from VDOT supporting DMV/VAHSO's highway safety performance measures (traffic fatalities, fatality rate per 100M VMT, and serious injuries) in accordance with MAP-21 requirements.

## **Efforts to Coordinate and Outcomes Derived of Data Collection and Information Systems with the State Highway Safety Plan (SHSP)**

- The VAHSO collaborated with VDOT and provided comprehensive data from its TREDIS and FARS systems that was used in the development of the Virginia Strategic Highway Safety Plan 2012-2016 (SHSP). Additionally, data from VDOT's Roadway Network System (RNS) was also incorporated with crash data and included in the SHSP.

## HSP Performance Report

- Virginia's fatalities were 266 for the first 5 months of 2014. This is 35 fewer fatalities as compared to 301 fatalities recorded during same time period in 2013.
- Virginia's serious injuries were 2,164 for the first 5 months of 2014. This is 1,192 fewer serious injuries as compared to 3,356 serious injuries recorded during same time period in 2013.
- Virginia's fatalities/VMT cannot be reported for year to year comparison because VMT data is not available for the first 5 months of 2013 and 2014.
- Virginia's rural fatalities/VMT cannot be reported for year to year comparison because VMT data is not available for the first 5 months of 2013 and 2014.
- Virginia's urban fatalities/VMT cannot be reported for year to year comparison because VMT data is not available for the first 5 months of 2013 and 2014.
- Virginia's unrestrained passenger vehicle fatalities were 98 for the first 5 months of 2014. This is 22 fewer fatalities as compared to 120 unrestrained passenger vehicle fatalities during same time period in 2013.
- Virginia's impaired driving fatalities cannot be reported for year to year comparison because VMT data is not available for the first 5 months of 2013 and 2014.
- Virginia's speed-related fatalities were 120 for the first 5 months of 2014. This is 15 fewer speed-related fatalities as compared to same time period in 2013.
- Virginia's motorcycle fatalities were 17 for the first 5 months of 2014. This is 6 fewer fatalities as compared to 23 motorcycle fatalities recorded during same time period in 2013.
- Virginia's young drivers age 20 or younger involving in fatal crashes were 19 for the first 5 months of 2014. This is 2 fewer drivers as compared to 21 young drivers recorded during same time period in 2013.
- Virginia's pedestrian fatalities were 28 for the first 5 months of 2014. This is 5 fewer fatalities as compared to 33 pedestrian fatalities recorded during same time period in 2013.
- Virginia's bicycle fatalities were 3 for the first 5 months of 2014. This is 3 more fatalities as compared to 0 bicycle fatalities during same time period in 2013. This will be a new target for the FFY15 HSP.

## Eleven Core Outcome Performance Measures (2009-2013 Trend Data)

	2009	2010	2011	2012	**2013	2015 Target
Fatalities	758	740	764	*776	741	669
Serious Injuries	13,120	11,736	10,900	10,130	8,650	6,011
Fatalities/100M VMT	0.94	0.90	0.94	0.96	0.92	0.82
Rural Fatalities (per 100M VMT)	1.41	1.03	1.37	1.68	1.60	1.21
Urban Fatalities (per 100M VMT)	0.65	0.45	0.54	0.54	0.53	0.43
Unrestrained Passenger Vehicle Occupant Fatalities	322	302	301	295	300	284
Alcohol Impaired Driving Fatalities (BAC=0.08+)	243	207	228f	211	***N/A	189
Speed-Related Fatalities	302	269	287	262	339	278
Motorcycle Fatalities	77	86	90	78	63	60
Unhelmeted Motorcycle Fatalities	6	1	1	3	2	0
Drivers Age 20 or Younger Involved in Fatal Crashes	111	101	90	96	90	85
Pedestrian Fatalities	75	73	75	100	78	70
Bicycle Fatalities	11	12	6	11	8	7

\*2012 fatalities of 776 reflect the deletion of 1 fatality from FARS that was determined not to be a traffic related fatality.

\*\*2013 data is sourced from TRENDS.

\*\*\*2013 alcohol impaired driving fatality data is not available from NHTSA/FARS. Virginia used 2012 FARS data to set the 2015 target in the FFY15 HSP.

## Virginia's Performance Plan

VAHSO's Performance Plan includes the data driven Core Outcome performance measures and defined targets for each program area. VAHSO also includes the one Core Behavior measure as well as the three grant funded Activity measures in its Plan. Evidence-based countermeasure strategies and projects contain performance targets and a justification for the selection of that target. Additionally, approved projects that will have a positive impact on Virginia's traffic safety program have been developed and awarded funding.

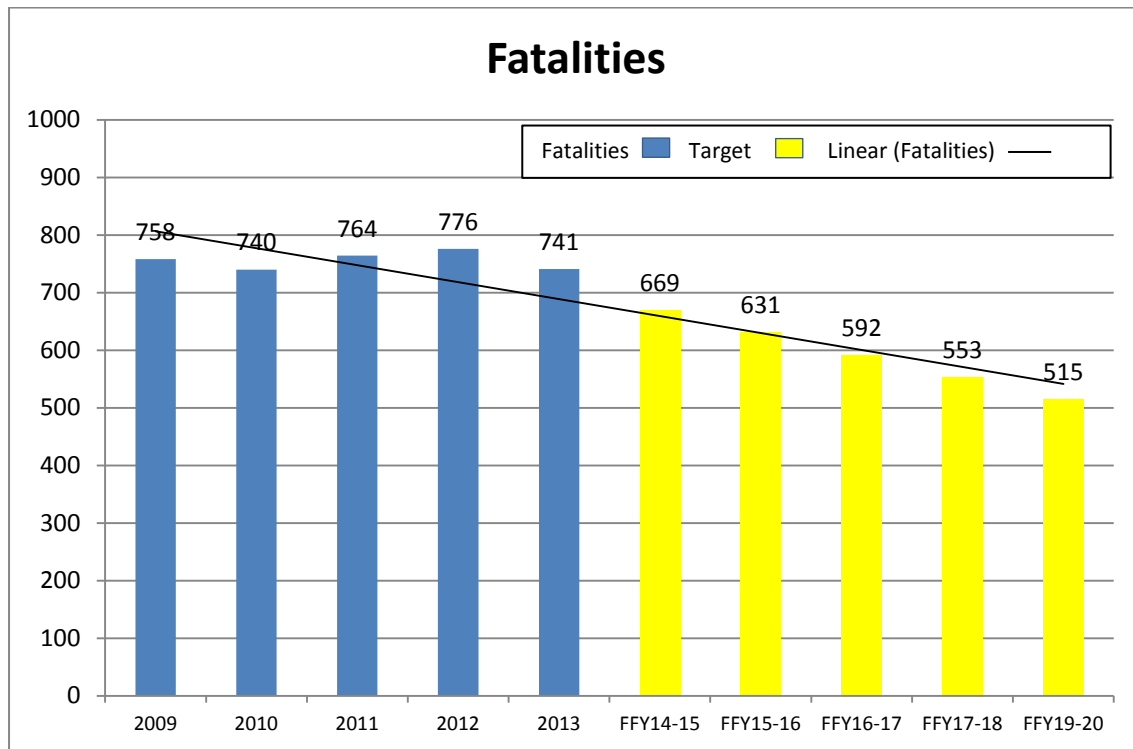
## **CORE OUTCOME PERFORMANCE MEASURES**

## Fatalities

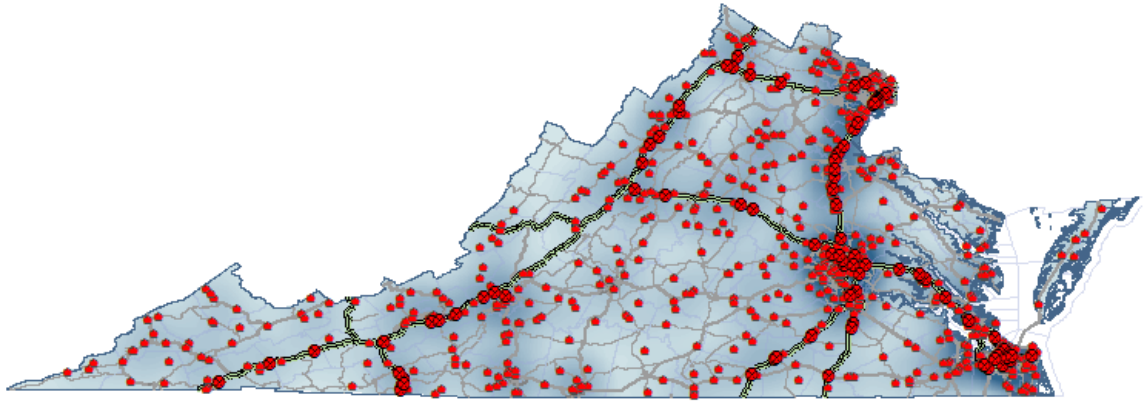
Measure C-1 Fatalities: Decrease traffic **fatalities** 10 percent from the 2013 calendar base year of 741 to 669 by December 31, 2015.

	Baseline Data					2015 Target
	2009	2010	2011	2012	2013	
<b>Fatalities</b>	758	740	764	776	741	669

\*2012 fatalities of 776 reflect the deletion of 1 fatality from FARS that was determined not to be a traffic related fatality.




Justification: Virginia conducted trend analyses based on annual numbers, 3-year and 5-year moving averages. Virginia selected a 5-year moving average (10 percent reduction) in fatalities as a more achievable target than the annual or 3-year moving average.



**2013 Fatal Crashes in Virginia**

- Interstate Crashes
- Non-Interstate Crashes

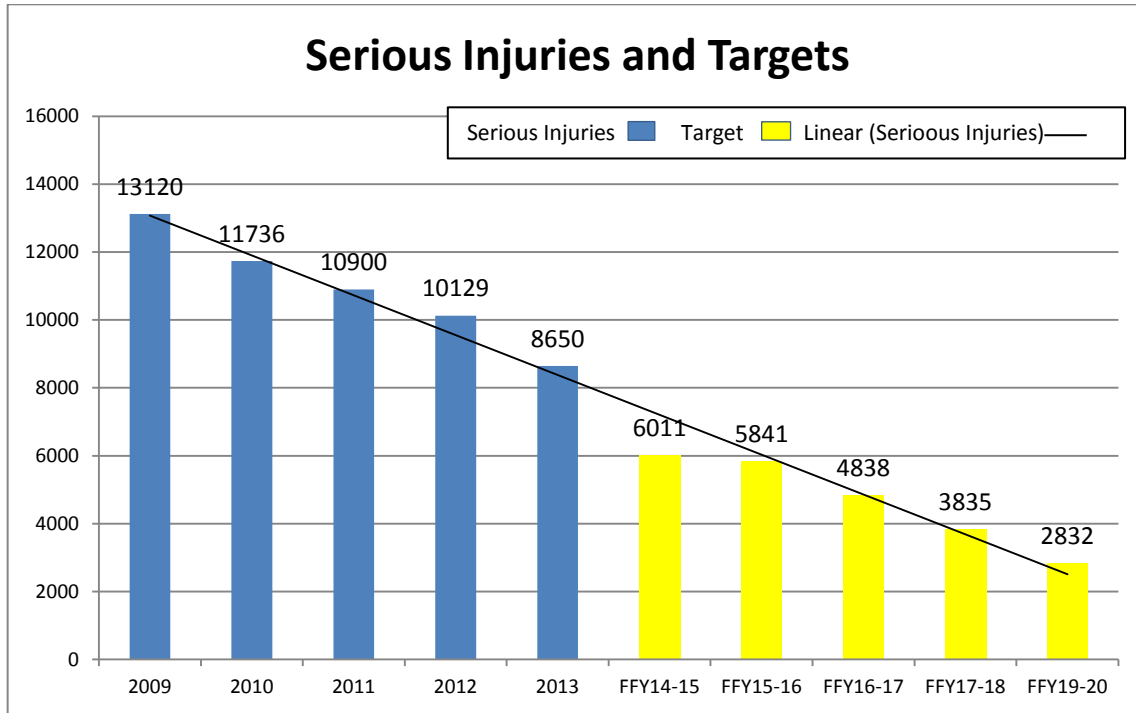


Total Number of Fatal Crashes: 683

## Serious Injuries

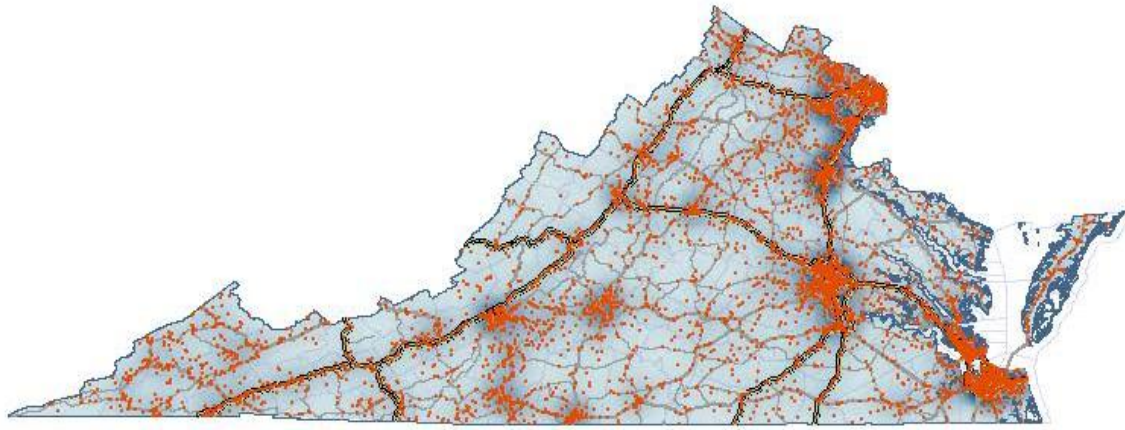
Measure C-2 Serious Injuries: Decrease **serious injuries** in traffic crashes 31 percent from the 2013 calendar base year of 8,650 to 6,011 by December 31, 2015.

	Baseline Data					2015 Target
	2009	2010	2011	2012	2013	
<b>Serious Injuries</b>	13,120	11,736	10,900	10,130	8,650	6,011



Justification: Virginia conducted trend analyses based on annual numbers, 3-year and 5-year moving averages. Virginia selected 3-year moving average (31 percent reduction) in serious injuries as a more achievable target than the 5-year moving average.





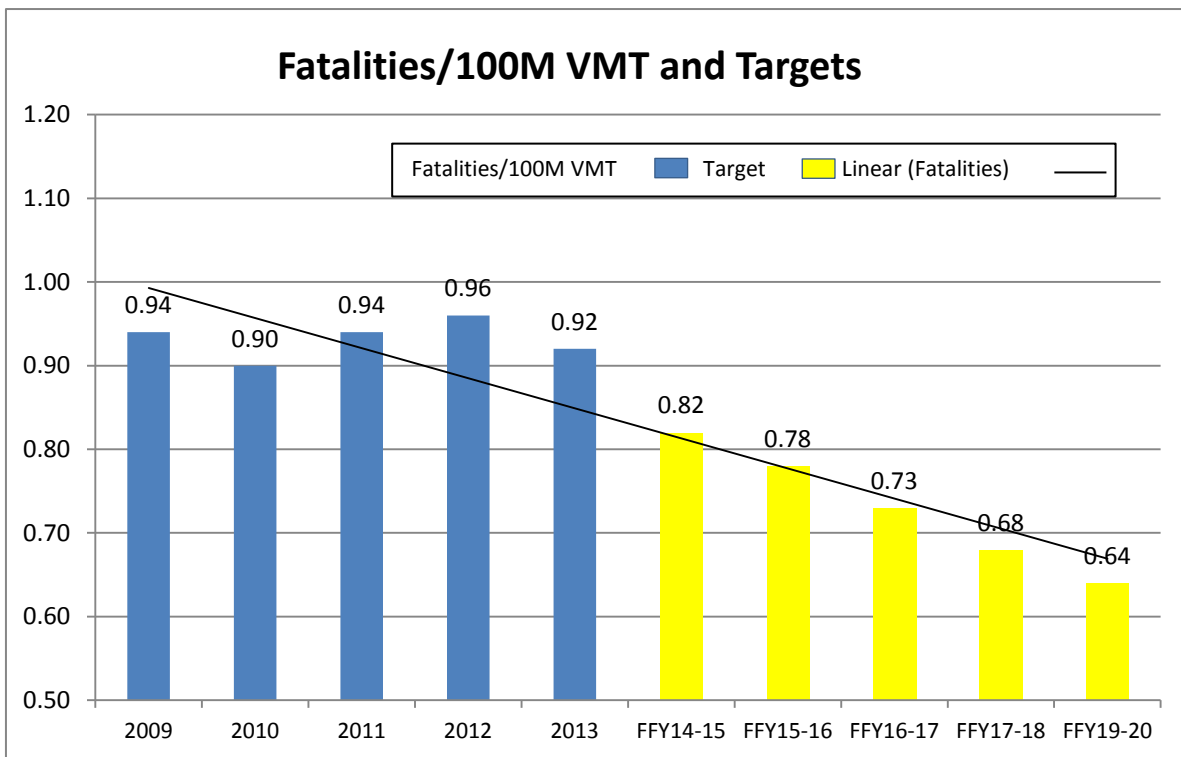
2013 Serious Injury Crashes in Virginia



## Fatalities/VMT

Measure C-3a: Decrease **fatalities per 100M VMT** 11 percent from the 2013 calendar base year of 0.92 to 0.82 by year December 31, 2015.

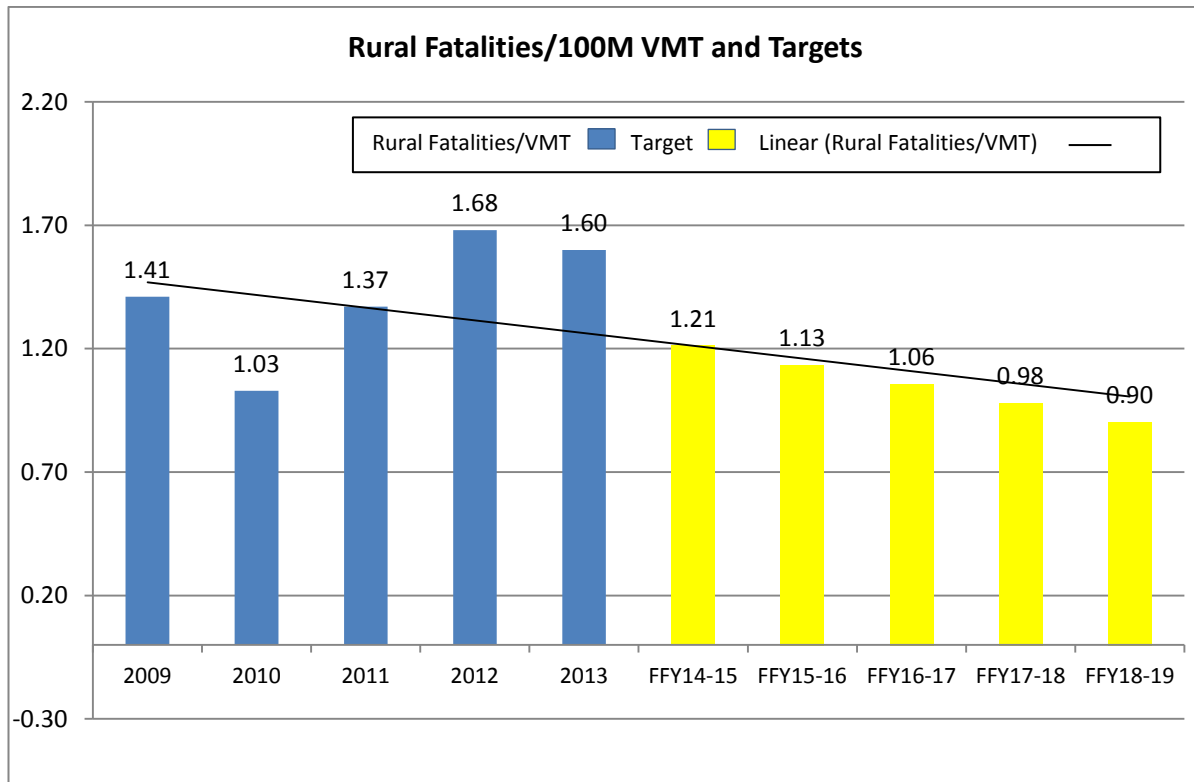
	Baseline Data					2015 Target
	2009	2010	2011	2012	2013	0.82
<b>Fatalities(per 100M VMT)</b>	0.94	0.90	0.94	0.96	0.92	



Justification: Virginia conducted trend analysis based on annual numbers, 3-year and 5-year moving averages. Virginia selected the 5-year moving average (11 percent reduction) in fatalities per 100M VMT as a more achievable target than the 3-year moving average or annual target.

Measure C-3b: Decrease **rural fatalities per 100M VMT** 24 percent from the 2013 calendar base year of 1.60 to 1.21 by December 31, 2015.

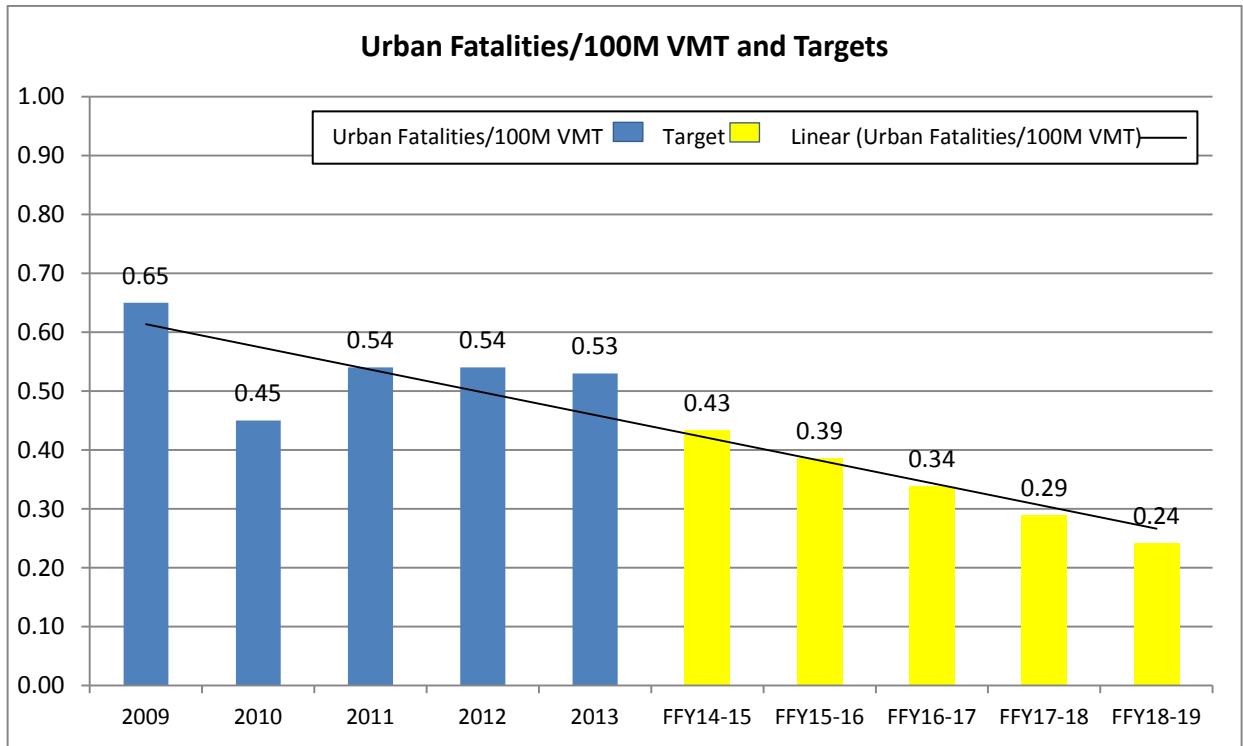
	Baseline Data					2015 Target
	2009	2010	2011	2012	2013	1.21
<b>Rural Fatalities (per 100M VMT)</b>	1.41	1.03	1.37	1.68	1.60	



Justification: Virginia conducted trend analyses based on actual numbers, 3-year and 5-year moving averages. Virginia selected the 5-year moving average (24 percent reduction) in rural fatalities per 100M VMT as a more achievable target than the 5-year moving average.

Measure C-3c: Decrease **urban fatalities per 100M VMT** 19 percent from the 2013 estimated calendar base year of 0.53 to 0.43 by December 31, 2015.

	Baseline Data					2015 Target
	2009	2010	2011	2012	2013	0.43
<b>Urban Fatalities (per 100 VMT)</b>	0.65	0.45	0.54	0.54	0.53	



Justification: Virginia conducted trend analyses based on actual numbers, 3-year and 5-year moving averages. Virginia selected the 5-year moving average trend line (19 percent reduction) for urban fatalities per 100M VMT as a more achievable target than the 3-year moving averages.

## Occupant Protection Program Area

In reviewing the analysis of our data, of occupants killed in Virginia crashes during 2013, 54 percent were not wearing safety restraints (slightly above the national average of 50 percent.) Three-hundred unrestrained passenger vehicle occupants were killed on Virginia roadways. Thirty-nine percent of the fatalities were between the ages of 21-35. The highest percentage of the fatalities, 39 percent occurred during the winter months of November, December and January, 56 percent of the fatalities were on weekend days (Friday, Saturday or Sunday) and 44 percent occurred between 9pm and 6am. Failing to maintain control of the vehicle and running off the road, along with speeding, accounted for 51 percent of the driver's actions.

The top jurisdictions where the fatalities occurred were:

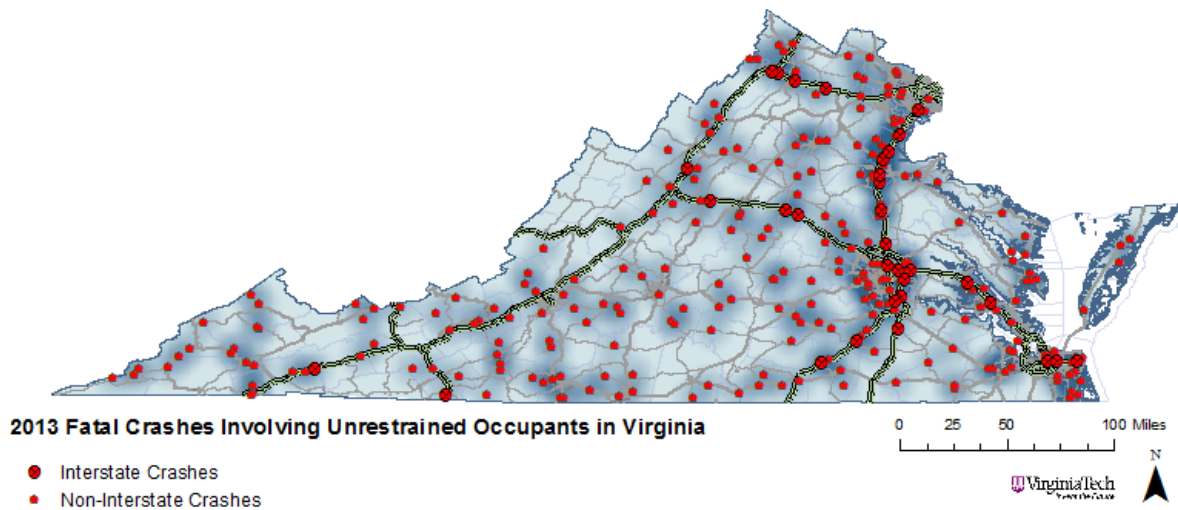
1. Chesterfield County
2. Virginia Beach City
3. Brunswick County/Fairfax County

To address our OP challenges, Virginia holds occupant protection (OP) as a key focus area in its HSP, SHSP and its Occupant Protection Plan (OPP). These plans will include recommendations from the July 2013 OP assessment. Additionally, innovative strategies and funding will also assist our efforts to increase overall seat belt use (particularly during night time, on rural roadways and with pickup truck usage); and decrease unrestrained fatalities during the most critical time periods and locations. Programs that will address this area include: statewide traffic enforcement and Click It or Ticket campaigns; enforcement training, child passenger safety education; public information campaigns to raise awareness ensuring that attitudinal survey results are considered in media and enforcement planning, and training; seat belt program evaluation, child passenger safety programs.

Measure C-4: Decrease **unrestrained** passenger vehicle occupant fatalities in all seating positions 5 percent from the 2013 calendar base year of 300 to 284 by December 31, 2015.

	Baseline Data					2015 Target
	2009	2010	2011	2012	2013	
<b>Unrestrained Passenger Vehicle Occupant Fatalities</b>	322	302	301	295	300	284

Justification: Virginia conducted trend analyses using annual numbers, 3-year and 5-year moving averages. Virginia selected an annual target (5 percent reduction) in unrestrained passenger vehicle occupant fatalities as a more achievable target than the 5-year moving average trend line or the 3-year moving average.



## Strategies

1. Implement a statewide, high visibility seat belt enforcement campaign with a supporting media campaign to educate the public on the importance of using safety belts. This campaign will support NHTSA national mobilization. The enforcement mobilization will have particular emphasis on high risk locations for two weeks in May 2015, and one week in November 2015 (CTW Chapter 2-2.1, 3.1)
2. Cover 85 percent of Virginia's population with law enforcement participating in the Click It or Ticket Campaign by June 2015 (CTW Chapter 2-2.1, 3.1)
3. Conduct pre-and-post mobilization observational surveys of safety belt use by June 2015 (CTW Chapter 2-2.1, 3.1)
4. Conduct a minimum of four, one-day law enforcement TOPS (Traffic Occupant Protection Strategies) safety training workshops by September 2015. (CTW Chapter 2-2.1, 3.1)
5. Conduct a minimum of 50 occupant protection selective enforcement activities. (CTW Chapter 2-2.3)
6. Combine selective enforcement of seat belt laws with enforcement of alcohol-related laws during nighttime hours (CTW Chapter 2-2.2)
7. Cover at least 85 percent of Virginia's low-income population with information through Virginia's Child Passenger Safety and Education Campaign by September 2014. (CTW Chapter 2-2.1, 3.1)
8. Conduct at least four, 32-hour CPS Technical Certification Classes regionally to meet the NHTSA standard by September 2015. (CTW Chapter 2-2.1, 3.1)
9. Expand the number of safety seats inspected to 11,000; 8,500 safety seats will be inspected through safety seat check stations and 2,500 safety seats will be inspected at one-day check events (CTW Chapter 2-7.3)
10. Provide statewide access to child safety restraints through the Low Income Safety Seat Distribution Program that will provide at minimum of 14525 child safety restraints to parents /guardians who are eligible. (CTW Chapter 2-7.2)
11. Coordinate and conduct three child passenger technician refresher trainings, three NHTSA Standardized Child Passenger Safety Certification trainings, one NHTSA Renewal Training, and one Child Passenger Safety Special needs certification training. (CTW Chapter 2 – 3.1).

12. Support the Department of Education in conducting one youth buckle up campaign for middle and high school students to promote seat belt use. (CTW Chapter 2-5.) (Funding addressed in the section on *Drivers Age 20 or Younger Involved in Fatal Crashes*).

### Occupant Protection: Budget Summary

Program Area	Project Focus	Budget	Funding Source
405b OP Low	Occupant Protection	\$886,004.00	405b Occupant Protection Low-MAP 21
OP	Occupant Protection	\$652,450.00	NHTSA 402
K 3	Occupant Protection	\$289,171.00	2011 Child Seat Incentive
<b>Total All Funds</b>		<b>\$1,827,625.00</b>	

Virginia uses no more than 5 percent of the annual apportionment of 405b OP low funds on child safety seats.

OCCUPANT PROTECTION			
Sub Grantee Name	Project Title	Project Number	Amount Approved
Alleghany County	Selective Enforcement - Occupant Protection	M2HVE-2015-55268-6007	\$4,000.00
Amherst County	Selective Enforcement - Occupant Protection	M2HVE-2015-55091-5830	\$2,240.00
Arlington County	Selective Enforcement - Occupant Protection	M2HVE-2015-55209-5948	\$3,150.00
Ashland Town	Selective Enforcement - Occupant Protection	M2HVE-2015-55375-6114	\$3,150.00
Bedford Town	Selective Enforcement - Occupant Protection	M2HVE-2015-55307-6046	\$3,000.00
Blacksburg Town	Selective Enforcement - Occupant Protection	M2HVE-2015-55415-6154	\$2,800.00
Boykins Town	Selective Enforcement - Occupant Protection	M2HVE-2015-55125-5864	\$2,134.00
Campbell County	Selective Enforcement - Occupant Protection	M2HVE-2015-55145-5884	\$4,500.00
Chatham Town	Selective Enforcement - Occupant Protection	M2HVE-2015-55178-5917	\$2,000.00
Chesapeake City	Selective Enforcement - Occupant Protection	M2HVE-2015-55173-5912	\$13,464.00
Christiansburg Town	Selective Enforcement - Occupant Protection	M2HVE-2015-55188-5927	\$4,692.00
Craig County	Selective Enforcement - Occupant Protection	M2HVE-2015-55422-6161	\$4,000.00

Gloucester County	Selective Enforcement - Occupant Protection	M2HVE-2015-55309-6048	\$3,500.00
Gretna Town	Selective Enforcement - Occupant Protection	M2HVE-2015-55364-6103	\$1,800.00
Henry County	Selective Enforcement - Occupant Protection	M2HVE-2015-55195-5934	\$7,072.00
Lexington City	Selective Enforcement - Occupant Protection	M2HVE-2015-55082-5821	\$3,500.00
Manassas Park City	Selective Enforcement - Occupant Protection	M2HVE-2015-55251-5990	\$3,000.00
Montgomery County	Selective Enforcement - Occupant Protection	M2HVE-2015-55065-5804	\$8,640.00
New Kent County	Selective Enforcement - Occupant Protection	M2HVE-2015-55072-5811	\$5,250.00
Norfolk State University	Selective Enforcement - Occupant Protection	M2HVE-2015-55080-5819	\$3,750.00
Old Dominion University Police	Selective Enforcement - Occupant Protection	M2HVE-2015-55165-5904	\$6,500.00
Onancock Town	Selective Enforcement - Occupant Protection	M2HVE-2015-55079-5818	\$5,493.00
Portsmouth City	Selective Enforcement - Occupant Protection	M2HVE-2015-55056-5795	\$6,958.00
Prince George County	Selective Enforcement - Occupant Protection	M2HVE-2015-55347-6086	\$3,150.00
Roanoke County	Selective Enforcement - Occupant Protection	M2HVE-2015-55276-6015	\$12,008.00
Salem City	Selective Enforcement - Occupant Protection	M2HVE-2015-55011-5750	\$4,375.00
Smithfield Town	Selective Enforcement - Occupant Protection	M2HVE-2015-55387-6126	\$2,250.00
South Boston Town	Selective Enforcement - Occupant Protection	M2HVE-2015-55205-5944	\$2,520.00
Stafford County	Selective Enforcement - Occupant Protection	M2HVE-2015-55157-5896	\$3,500.00
Suffolk City	Selective Enforcement - Occupant Protection	M2HVE-2015-55348-6087	\$2,472.00
Virginia Beach City	Selective Enforcement - Occupant Protection	M2HVE-2015-55170-5909	\$52,000.00
Virginia Department of State Police	Selective Enforcement - Occupant Protection	M2HVE-2015-55063-5802	\$120,794.00
Wythe County	Selective Enforcement - Occupant Protection	M2HVE-2015-55133-5872	\$3,500.00
Old Dominion University Research Foundation	Occupant Protection Programs: Day & Night to Reduce Unrestrained Fatalities	M2OP-2015-55238-5977	\$178,104.00
Old Dominion University Research Foundation	Virginia Seat Belt and CORE Survey 2015	M2OP-2015-55297-6036	\$179,791.00
Drive Smart of Virginia	Occupant Protection Education and Outreach	M2PE-2015-55215-5954	\$117,247.00
Virginia Department of Motor Vehicles	Occupant Protection for Children Training Program	M2TR-2015-55046-5785	\$99,700.00



Accomack County	Selective Enforcement - Occupant Protection	OP-2015-55366-6105	\$3,000.00
Buckingham County	Selective Enforcement - Occupant Protection	OP-2015-55315-6054	\$17,500.00
Buena Vista City	Selective Enforcement - Occupant Protection	OP-2015-55291-6030	\$3,000.00
Franklin County	Selective Enforcement - Occupant Protection	OP-2015-55236-5975	\$2,500.00
Henrico County	Selective Enforcement - Occupant Protection	OP-2015-55232-5971	\$16,000.00
Richmond City	Selective Enforcement - Occupant Protection	OP-2015-55121-5860	\$7,000.00
Roanoke City	Selective Enforcement - Occupant Protection	OP-2015-55365-6104	\$4,800.00
Rockbridge County	Selective Enforcement - Occupant Protection	OP-2015-55334-6073	\$3,600.00
South Hill Town	Selective Enforcement - Occupant Protection	OP-2015-55043-5782	\$10,500.00
University of Richmond	Selective Enforcement - Occupant Protection	OP-2015-55356-6095	\$4,050.00
Virginia Department of Motor Vehicles	VAHSO Occupant Protection Media	OP-2015-55163-5902	\$573,000.00
Virginia Department of State Police	Buckle Up Safety Youth Educational Outreach	OP-2015-55431-6170	\$7,500.00
<hr/>			
Children's Hospital/King's Daughters	Child Passenger Safety Program	K3-2015-55041-5780	\$21,162.00
Virginia Department of Health	Child Passenger Safety	K3-2015-55118-5857	\$268,009.00
<b>Total</b>			<b>\$1,827,625.00</b>

## Alcohol Impaired Driving Program Area

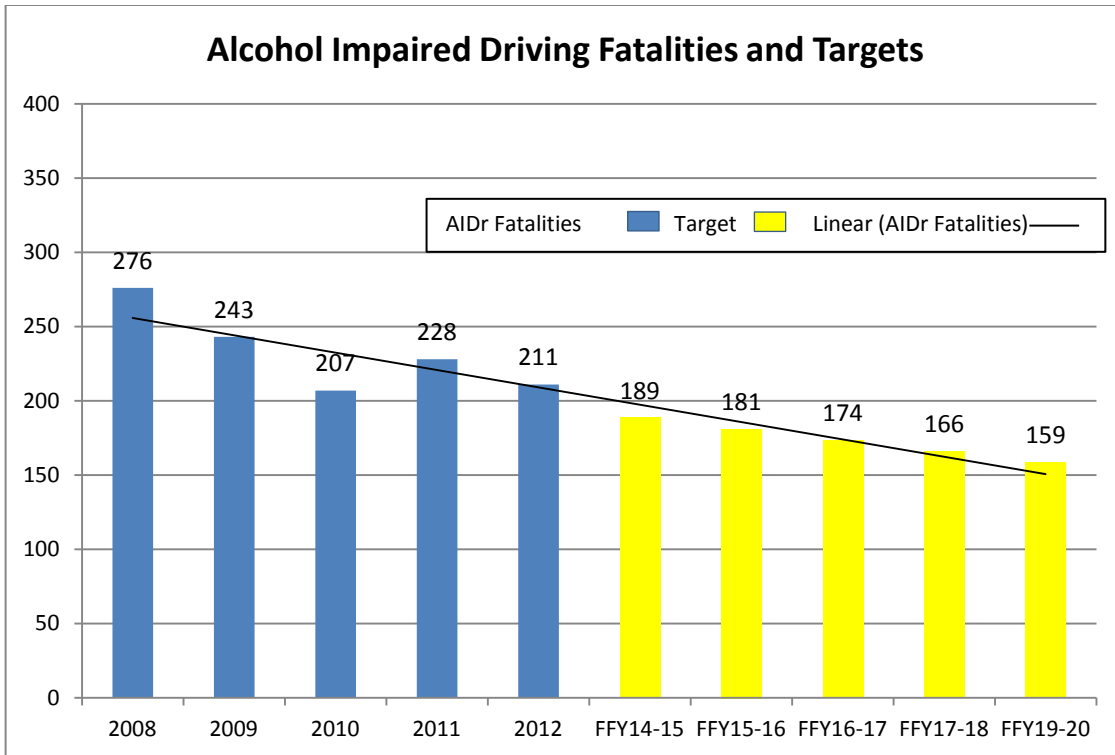
In Virginia, 16 percent of the fatalities involved alcohol impaired driving. The average age of the drinking driver killed is 42. Ninety-three percent of the fatalities occurred on non-interstate roadways with 69 percent occurring between 6 pm and 3 am. Drinking drivers age 35 and under continue to represent the majority of drivers involved in fatal crashes. The top 5 localities for alcohol-related fatalities were (1) Fairfax County, (2-4) Augusta County, Chesterfield County and Virginia Beach City (all tied), (5) Norfolk City.

Innovative strategies to address this area should focus on non-interstate roadways; between the hours of 6 pm and 3 am; public information and education campaigns and paid media (i.e. Checkpoint Strike Force Campaign and Drive Sober or Get Pulled Over Campaign) in support of NHTSA's national mobilization and that capitalizes on attitudinal survey results that the general public believes they are "likely" to be ticketed for DUI; overtime for selective enforcement; a resource prosecutor; enforcement training, curriculum development and materials; awareness efforts to include a diversity/multi-cultural component; training and information conference focusing on DUI and other traffic safety issues.

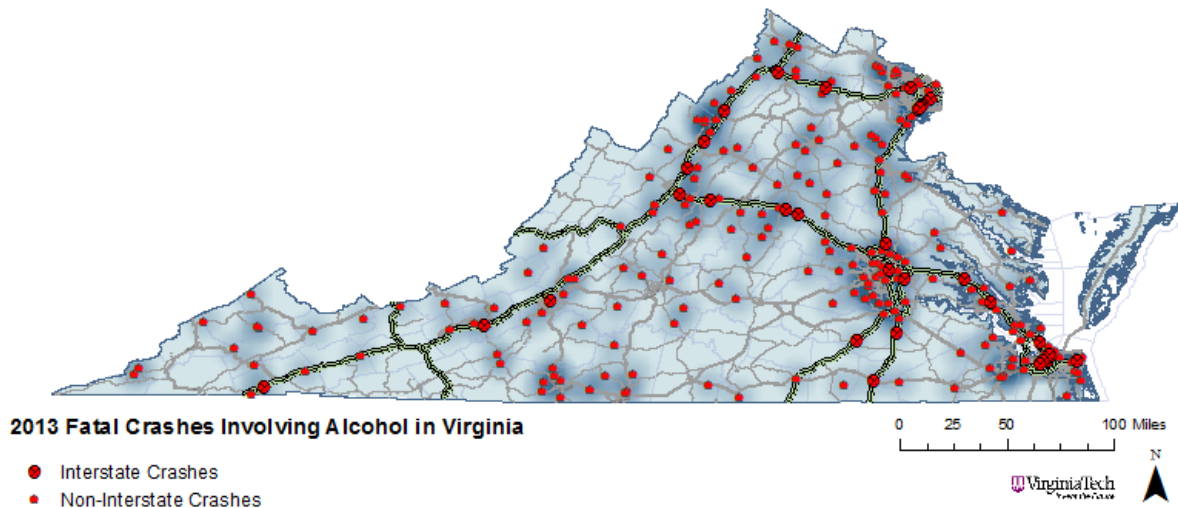
Goal C-5: Decrease **alcohol impaired** driving fatalities 10 percent from the 2012 calendar base year of 211 to 189 by December 31, 2015.

	Baseline Data					2015 Target
	2009	2010	2011	2012	2013*	
<b>Alcohol Impaired Driving Fatalities (FARS)</b>	207	224	228	211	N/A	189

\*2013 alcohol impaired driving fatality data is not available from NHTSA. Virginia used 2012 FARS data to set the targets in the FFY2015 HSP.



Justification: Virginia conducted trend analyses using annual numbers, 3-year and 5-year moving averages. Virginia selected an annual target (10 percent reduction) in alcohol impaired driving fatalities as a more achievable target than 3-year or 5-year moving averages.



## Strategies

1. Implement statewide DUI Checkpoint Strike Force and Drive Sober or Get Pulled Over Campaigns in support of NHTSA's national mobilization (to include saturation patrols and checkpoints) supported with a comprehensive (earned and paid) media component year round with special emphasis between the months of July and January. (CTW, Chapter 1, Section(s) 2.1, 2.2, 2.3, 2.4, 2.5, 5.2)
2. Conduct a minimum of 100 DUI Checkpoints and the use of Low Manpower Checkpoints (CTW, Chapter 1, Section(s) 2.1, 2.2, 2.3).
3. Conduct a minimum of 20 mandatory trainings on the standards for impaired driving. Have at least one "senior" SFST instructor in each training academy (goals established in conjunction with the Department of Criminal Justice Services (DCJS)). (CTW, Chapter 1, Section(s) 2.3).
4. Conduct Advanced Roadside Impaired Driving Enforcement (ARIDE) training throughout Virginia – 4 courses per year, 1 per quarter (CTW, Chapter 1, Section(s) 7.1, 7.3).
5. Conduct a statewide Judicial Transportation Safety Conference, training judges on DUI and other traffic safety issues (CTW, Chapter 1, Section(s) 3.1, 3.2, 3.3, 3.4).
6. Conduct a minimum of 40 trainings for law enforcement officers on the correct use of breath alcohol test equipment (CTW, Chapter 1, Section(s) 2.3).
7. Conduct a statewide training session for Virginia drug court staff (CTW, Chapter 1, Section(s) 3.1, 4.4).
8. Implement an Impaired Driving Committee with representatives from the major disciplines to provide input into the statewide countermeasures programs
9. Implement a Judicial Outreach Liaison project to provide technical assistance and education to members of the judiciary and others involved in the criminal justice process and to establish a point of contact between the Highway Safety Office and the judiciary.
10. Conduct 2,500 Alcohol Compliance Checks to be completed by the Virginia Department of Alcoholic Beverage Control (ABC).
11. Conduct 5 youth peer to peer educational programs to focus on Zero Tolerance as it relates to youth and illegal substances (CTW Chapter 1, Section 6.3) (Funding addressed in the section on *Drivers Age 20 or Younger Involved in Fatal Crashes*).

### Alcohol Program Area: Budget Summary

Program Area	Project Focus	Budget	Funding Source
154 AL	Alcohol	\$5,648,671.00	154 Transfer
K8	410 Alcohol	\$1,809,780.00	410 Alcohol
AL	Alcohol	\$48,884.00	NHTSA 402
<b>Total All Funds</b>		<b>\$7,507,335.00</b>	

ALCOHOL			
Sub Grantee Name	Project Title	Project Number	Amount Approved
Accomack County	Selective Enforcement - Alcohol	154AL-2015-55298-6037	\$20,840.00
Amelia County	Selective Enforcement - Alcohol	154AL-2015-55288-6027	\$10,993.00
Amherst County	Selective Enforcement - Alcohol	154AL-2015-55015-5754	\$16,200.00
Appomattox County	Selective Enforcement - Alcohol	154AL-2015-55275-6014	\$13,688.00
Arlington County	Selective Enforcement - Alcohol	154AL-2015-55172-5911	\$13,400.00
Ashland Town	Selective Enforcement - Alcohol	154AL-2015-55374-6113	\$8,900.00
Augusta County	Selective Enforcement - Alcohol	154AL-2015-55093-5832	\$33,040.00
Bedford County	Selective Enforcement - Alcohol	154AL-2015-55186-5925	\$23,393.00
Bedford Town	Selective Enforcement - Alcohol	154AL-2015-55417-6156	\$10,715.00
Big Stone Gap Town	Selective Enforcement - Alcohol	154AL-2015-55384-6123	\$13,800.00
Blackstone Town	Selective Enforcement - Alcohol	154AL-2015-55261-6000	\$5,240.00
Bluefield Town	Selective Enforcement - Alcohol	154AL-2015-55311-6050	\$13,645.00
Botetourt County	Selective Enforcement - Alcohol	154AL-2015-55017-5756	\$21,000.00
Bristol City	Selective Enforcement - Alcohol	154AL-2015-55391-6130	\$49,798.00
Brunswick County	Selective Enforcement - Alcohol	154AL-2015-55154-5893	\$4,865.00
Buckingham County	Selective Enforcement - Alcohol	154AL-2015-55183-5922	\$17,500.00
Buena Vista City	Selective Enforcement - Alcohol	154AL-2015-55283-6022	\$8,600.00

Campbell County	Selective Enforcement - Alcohol	154AL-2015-55137-5876	\$11,300.00
Charlotte County	Selective Enforcement - Alcohol	154AL-2015-55202-5941	\$14,800.00
Charlottesville City	Selective Enforcement - Alcohol	154AL-2015-55363-6102	\$16,076.00
Chesapeake City	Selective Enforcement - Alcohol	154AL-2015-55105-5844	\$34,680.00
Chesterfield County	Selective Enforcement - Alcohol	154AL-2015-55110-5849	\$145,475.00
Chilhowie Town	Selective Enforcement - Alcohol	154AL-2015-55193-5932	\$8,250.00
Clarke County	Selective Enforcement - Alcohol	154AL-2015-55031-5770	\$8,625.00
Coeburn Town	Selective Enforcement - Alcohol	154AL-2015-55103-5842	\$10,694.00
Colonial Heights City	Selective Enforcement - Alcohol	154AL-2015-55088-5827	\$6,600.00
Covington City	Selective Enforcement - Alcohol	154AL-2015-55081-5820	\$5,664.00
Craig County	Selective Enforcement - Alcohol	154AL-2015-55390-6129	\$11,200.00
Culpeper County	Selective Enforcement - Alcohol	154AL-2015-55398-6137	\$23,310.00
Damascus Town	Selective Enforcement - Alcohol	154AL-2015-55424-6163	\$5,750.00
Dinwiddie County	Selective Enforcement - Alcohol	154AL-2015-55284-6023	\$11,655.00
Drive Safe Hampton Roads	Survive the Drive	154AL-2015-55329-6068	\$17,504.00
Fairfax City	Selective Enforcement - Alcohol	154AL-2015-55122-5861	\$20,100.00
Falls Church City	Selective Enforcement - Alcohol	154AL-2015-55408-6147	\$5,580.00
Floyd County	Selective Enforcement - Alcohol	154AL-2015-55050-5789	\$15,688.00
Fluvanna County	Selective Enforcement - Alcohol	154AL-2015-55352-6091	\$11,400.00
Franklin County	Selective Enforcement - Alcohol	154AL-2015-55141-5880	\$22,150.00
Frederick County	Selective Enforcement - Alcohol	154AL-2015-55175-5914	\$33,347.00
Gate City Town	Selective Enforcement - Alcohol	154AL-2015-55224-5963	\$7,950.00
Goochland County	Selective Enforcement - Alcohol	154AL-2015-55035-5774	\$16,525.00
Grayson County	Selective Enforcement - Alcohol	154AL-2015-55013-5752	\$12,550.00
Halifax County	Selective Enforcement - Alcohol	154AL-2015-55393-6132	\$8,404.00

Hanover County	Selective Enforcement - Alcohol	154AL-2015-55263-6002	\$66,064.00
Harrisonburg City	Selective Enforcement - Alcohol	154AL-2015-55155-5894	\$24,675.00
Haymarket Town	Selective Enforcement - Alcohol	154AL-2015-55097-5836	\$3,600.00
Henrico County	Selective Enforcement - Alcohol	154AL-2015-55231-5970	\$194,212.00
Henry County	Selective Enforcement - Alcohol	154AL-2015-55106-5845	\$20,064.00
Herndon Town	Selective Enforcement - Alcohol	154AL-2015-55150-5889	\$28,600.00
Isle of Wight County	Selective Enforcement - Alcohol	154AL-2015-55362-6101	\$32,101.00
James City County	Selective Enforcement - Alcohol	154AL-2015-55281-6020	\$23,164.00
King George County	Selective Enforcement - Alcohol	154AL-2015-55129-5868	\$15,120.00
Lawrenceville Town	Selective Enforcement - Alcohol	154AL-2015-55296-6035	\$7,035.00
Lee County	Selective Enforcement - Alcohol	154AL-2015-55201-5940	\$13,750.00
Lexington City	Selective Enforcement - Alcohol	154AL-2015-55037-5776	\$9,500.00
Louisa County	Selective Enforcement - Alcohol	154AL-2015-55168-5907	\$18,598.00
Marion Town	Selective Enforcement - Alcohol	154AL-2015-55413-6152	\$14,750.00
Mathews County	Selective Enforcement - Alcohol	154AL-2015-55206-5945	\$14,080.00
Mecklenburg County	Selective Enforcement - Alcohol	154AL-2015-55074-5813	\$21,920.00
Middlesex County	Selective Enforcement - Alcohol	154AL-2015-55016-5755	\$4,500.00
Montgomery County	Selective Enforcement - Alcohol	154AL-2015-55019-5758	\$14,184.00
Narrows Town	Selective Enforcement - Alcohol	154AL-2015-55167-5906	\$11,400.00
Nelson County	Selective Enforcement - Alcohol	154AL-2015-55242-5981	\$12,395.00
New Kent County	Selective Enforcement - Alcohol	154AL-2015-55044-5783	\$28,300.00
Newport News City	Selective Enforcement - Alcohol	154AL-2015-55126-5865	\$57,297.00
Norfolk City	Selective Enforcement - Alcohol	154AL-2015-55073-5812	\$39,360.00
Northampton County	Selective Enforcement - Alcohol	154AL-2015-55076-5815	\$15,042.00
Northumberland County	Selective Enforcement - Alcohol	154AL-2015-55371-6110	\$6,400.00

Norton City	Selective Enforcement - Alcohol	154AL-2015-55058-5797	\$15,750.00
Page County	Selective Enforcement - Alcohol	154AL-2015-55057-5796	\$8,060.00
Pennington Gap Town	Selective Enforcement - Alcohol	154AL-2015-55004-5743	\$5,750.00
Petersburg City	Selective Enforcement - Alcohol	154AL-2015-55290-6029	\$55,795.00
Poquoson City	Selective Enforcement - Alcohol	154AL-2015-55084-5823	\$6,954.00
Portsmouth City	Selective Enforcement - Alcohol	154AL-2015-55054-5793	\$42,221.00
Prince George County	Selective Enforcement - Alcohol	154AL-2015-55354-6093	\$6,900.00
Prince William County	Selective Enforcement - Alcohol	154AL-2015-55092-5831	\$147,550.00
Pulaski County	Selective Enforcement - Alcohol	154AL-2015-55042-5781	\$21,240.00
Radford City	Selective Enforcement - Alcohol	154AL-2015-55002-5741	\$9,625.00
Richlands Town	Selective Enforcement - Alcohol	154AL-2015-55198-5937	\$16,938.00
Richmond City	Selective Enforcement - Alcohol	154AL-2015-55120-5859	\$63,200.00
Richmond County	Selective Enforcement - Alcohol	154AL-2015-55144-5883	\$15,400.00
Roanoke County	Selective Enforcement - Alcohol	154AL-2015-55237-5976	\$36,120.00
Rockbridge County	Selective Enforcement - Alcohol	154AL-2015-55333-6072	\$7,500.00
Rockingham County	Selective Enforcement - Alcohol	154AL-2015-55208-5947	\$34,110.00
Russell County	Selective Enforcement - Alcohol	154AL-2015-55273-6012	\$14,700.00
Saint Paul Town	Selective Enforcement - Alcohol	154AL-2015-55020-5759	\$8,550.00
Salem City	Selective Enforcement - Alcohol	154AL-2015-55007-5746	\$10,875.00
Saltville Town	Selective Enforcement - Alcohol	154AL-2015-55382-6121	\$5,000.00
Scott County	Selective Enforcement - Alcohol	154AL-2015-55421-6160	\$12,750.00
South Boston Town	Selective Enforcement - Alcohol	154AL-2015-55111-5850	\$10,330.00
Southampton County	Selective Enforcement - Alcohol	154AL-2015-55249-5988	\$9,469.00
Spotsylvania County	Selective Enforcement - Alcohol	154AL-2015-55027-5766	\$75,455.00
Stafford County	Selective Enforcement - Alcohol	154AL-2015-55005-5744	\$48,250.00



Stanley Town	Selective Enforcement - Alcohol	154AL-2015-55115-5854	\$5,200.00
Suffolk City	Selective Enforcement - Alcohol	154AL-2015-55316-6055	\$20,238.00
Supreme Court of Virginia	Alcohol-Impaired Driving Education Training for Substitute Judges	154AL-2015-55274-6013	\$92,101.00
Sussex County	Selective Enforcement - Alcohol	154AL-2015-55420-6159	\$6,555.00
Tappahannock Town	Selective Enforcement - Alcohol	154AL-2015-55359-6098	\$6,788.00
Tazewell Town	Selective Enforcement - Alcohol	154AL-2015-55014-5753	\$5,550.00
Virginia Association of Campus Law Enforcement Administrators	Campus Law Enforcement Outreach and DUI Prevention	154AL-2015-55325-6064	\$73,180.00
Virginia Beach City	Selective Enforcement - Alcohol	154AL-2015-55176-5915	\$64,232.00
Virginia Commonwealth University	Selective Enforcement - Alcohol	154AL-2015-55269-6008	\$16,910.00
Virginia Department of Alcohol & Beverage Control	Selective Enforcement - Alcohol	154AL-2015-55229-5968	\$99,600.00
Virginia Department of Criminal Justice Services	SFST Training Program	154AL-2015-55360-6099	\$68,241.00
Virginia Department of Motor Vehicles	Alcohol Mobile Application	154AL-2015-55259-5998	\$30,000.00
Virginia Department of Motor Vehicles	VAHSO Paid Media - Alcohol	154AL-2015-55156-5895	\$250,000.00
Virginia Department of State Police	Selective Enforcement - Alcohol	154AL-2015-55066-5805	\$1,489,794.00
Washington County	Selective Enforcement - Alcohol	154AL-2015-55181-5920	\$17,550.00
West Point Town	Selective Enforcement - Alcohol	154AL-2015-55343-6082	\$9,750.00
Westmoreland County	Selective Enforcement - Alcohol	154AL-2015-55204-5943	\$26,700.00
Williamsburg City	Selective Enforcement - Alcohol	154AL-2015-55147-5886	\$12,000.00
Winchester City	Selective Enforcement - Alcohol	154AL-2015-55383-6122	\$26,875.00
Wise County	Selective Enforcement - Alcohol	154AL-2015-55318-6057	\$17,750.00
Woodstock Town	Selective Enforcement - Alcohol	154AL-2015-55239-5978	\$6,500.00
Washington Regional Alcohol Program	2014-2015 Virginia Checkpoint Strikeforce Campaign	154AL-2015-55158-5897	\$1,130,310.00
Wytheville Town	Selective Enforcement - Alcohol	154AL-2015-55327-6066	\$17,350.00
Albemarle County	Selective Enforcement - Alcohol	K8-2015-55335-6074	\$27,735.00

Alexandria City	Selective Enforcement - Alcohol	K8-2015-55320-6059	\$30,325.00
Alleghany County	Selective Enforcement - Alcohol	K8-2015-55264-6003	\$6,000.00
Altavista Town	Selective Enforcement - Alcohol	K8-2015-55182-5921	\$4,970.00
Blacksburg Town	Selective Enforcement - Alcohol	K8-2015-55414-6153	\$13,930.00
Brookneal Town	Selective Enforcement - Alcohol	K8-2015-55369-6108	\$4,480.00
Buchanan County	Selective Enforcement - Alcohol	K8-2015-55099-5838	\$22,135.00
Caroline County	Selective Enforcement - Alcohol	K8-2015-55104-5843	\$22,050.00
Chatham Town	Selective Enforcement - Alcohol	K8-2015-55314-6053	\$10,265.00
Christiansburg Town	Selective Enforcement - Alcohol	K8-2015-55303-6042	\$13,255.00
Commission on VASAP	Commission on VASAP Training Conference	K8-2015-55278-6017	\$75,450.00
Commonwealth Attorney's Services Council	TSRP, Advanced DUI, DUID	K8-2015-55346-6085	\$115,175.00
Cumberland County	Selective Enforcement - Alcohol	K8-2015-55341-6080	\$9,025.00
Danville City	Selective Enforcement - Alcohol	K8-2015-55308-6047	\$10,781.00
Dickenson County	Selective Enforcement - Alcohol	K8-2015-55075-5814	\$15,145.00
Drive Smart of Virginia	Impaired Driving Education and Outreach	K8-2015-55217-5956	\$60,646.00
Dublin Town	Selective Enforcement - Alcohol	K8-2015-55038-5777	\$5,250.00
Fairfax County	Selective Enforcement - Alcohol	K8-2015-55143-5882	\$195,200.00
Falls Church City	Selective Enforcement - Alcohol	K8-2015-55053-5792	\$5,600.00
Farmville Town	Selective Enforcement - Alcohol	K8-2015-55064-5803	\$14,256.00
Fauquier County	Selective Enforcement - Alcohol	K8-2015-55049-5788	\$40,000.00
Galax City	Selective Enforcement - Alcohol	K8-2015-55142-5881	\$20,000.00
Gloucester County	Selective Enforcement - Alcohol	K8-2015-55293-6032	\$14,650.00
Greene County	Selective Enforcement - Alcohol	K8-2015-55258-5997	\$6,000.00
Gretna Town	Selective Enforcement - Alcohol	K8-2015-55280-6019	\$4,540.00
Haysi Town	Selective Enforcement - Alcohol	K8-2015-55048-5787	\$9,289.00

Independence Town	Selective Enforcement - Alcohol	K8-2015-55243-5982	\$3,000.00
King and Queen County	Selective Enforcement - Alcohol	K8-2015-55386-6125	\$9,300.00
Lebanon Town	Selective Enforcement - Alcohol	K8-2015-55194-5933	\$10,915.00
Loudoun County	Selective Enforcement - Alcohol	K8-2015-55069-5808	\$19,840.00
Louisa Town	Selective Enforcement - Alcohol	K8-2015-55136-5875	\$6,090.00
Luray Town	Selective Enforcement - Alcohol	K8-2015-55244-5983	\$7,125.00
MADD	MADD - Impaired Driving Safety Countermeasures	K8-2015-55219-5958	\$188,545.00
Manassas Park City	Selective Enforcement - Alcohol	K8-2015-55248-5987	\$20,750.00
Martinsville City	Selective Enforcement - Alcohol	K8-2015-55221-5960	\$20,677.00
Patrick County	Selective Enforcement - Alcohol	K8-2015-55361-6100	\$7,850.00
Pearisburg Town	Selective Enforcement - Alcohol	K8-2015-55061-5800	\$6,300.00
Pittsylvania County	Selective Enforcement - Alcohol	K8-2015-55228-5967	\$27,800.00
Pound Town	Selective Enforcement - Alcohol	K8-2015-55179-5918	\$5,150.00
Powhatan County	Selective Enforcement - Alcohol	K8-2015-55246-5985	\$18,750.00
Prince Edward County	Selective Enforcement - Alcohol	K8-2015-55218-5957	\$12,990.00
Pulaski Town	Selective Enforcement - Alcohol	K8-2015-55301-6040	\$3,550.00
Remington Town	Selective Enforcement - Alcohol	K8-2015-55429-6168	\$3,500.00
Roanoke City	Selective Enforcement - Alcohol	K8-2015-55358-6097	\$24,390.00
Rocky Mount Town	Selective Enforcement - Alcohol	K8-2015-55380-6119	\$13,121.00
Smyth County	Selective Enforcement - Alcohol	K8-2015-55003-5742	\$1,400.00
Supreme Court of Virginia	Reducing Crashes, Injuries and Fatalities Due to Impaired Driving	K8-2015-55313-6052	\$106,000.00
Tazewell County	Selective Enforcement - Alcohol	K8-2015-55419-6158	\$12,350.00
University of Richmond	Selective Enforcement - Alcohol	K8-2015-55351-6090	\$7,125.00
Vienna Town	Selective Enforcement - Alcohol	K8-2015-55025-5764	\$25,760.00
Virginia Department of Forensic Science (DFS)	Virginia Breath Alcohol Training Program	K8-2015-55377-6116	\$190,761.00
Virginia Department of Motor Vehicles	Alcohol/Drug Countermeasures	K8-2015-55222-5961	\$26,000.00

Virginia Department of Motor Vehicles	Judicial Transportation Safety Conference	K8-2015-55026-5765	\$60,000.00
Warrenton Town	Selective Enforcement - Alcohol	K8-2015-55112-5851	\$6,375.00
Wise Town	Selective Enforcement - Alcohol	K8-2015-55394-6133	\$14,414.00
Washington Regional Alcohol Program	FY2015 Public Education and Information and Youth Outreach Programs	K8-2015-55101-5840	\$146,410.00
Wythe County	Selective Enforcement - Alcohol	K8-2015-55132-5871	\$12,984.00
York County	Selective Enforcement - Alcohol	K8-2015-55272-6011	\$34,406.00
Berryville Town	Selective Enforcement - Alcohol	AL-2015-55344-6083	\$4,375.00
Broadway Town	Selective Enforcement - Alcohol	AL-2015-55169-5908	\$3,000.00
Halifax Town	Selective Enforcement - Alcohol	AL-2015-55114-5853	\$8,700.00
Lynchburg City	Selective Enforcement - Alcohol	AL-2015-55052-5791	\$32,809.00
<b>Total</b>			<b>\$7,507,335.00</b>

## Speed-Related Program Area

There was a 12 percent increase in speed-related fatalities from 2009 to 2013. Eighty two percent of the speed-related fatalities occurred on non-interstate roadways. Eighteen percent occurred on interstate roadways. Thirty one percent of the speed-related fatalities occurred during the fall months of September, October or November. Fifty four percent were on a weekend day (Friday, Saturday or Sunday) and 51 percent occurred between the hours of 6pm and 3am. Additionally, 51 percent of the driver fatalities in speed-related fatal crashes were between the ages of 21 and 50. Fairfax County, Virginia Beach City and Norfolk City are the top 3 jurisdictions for speed-related fatalities.

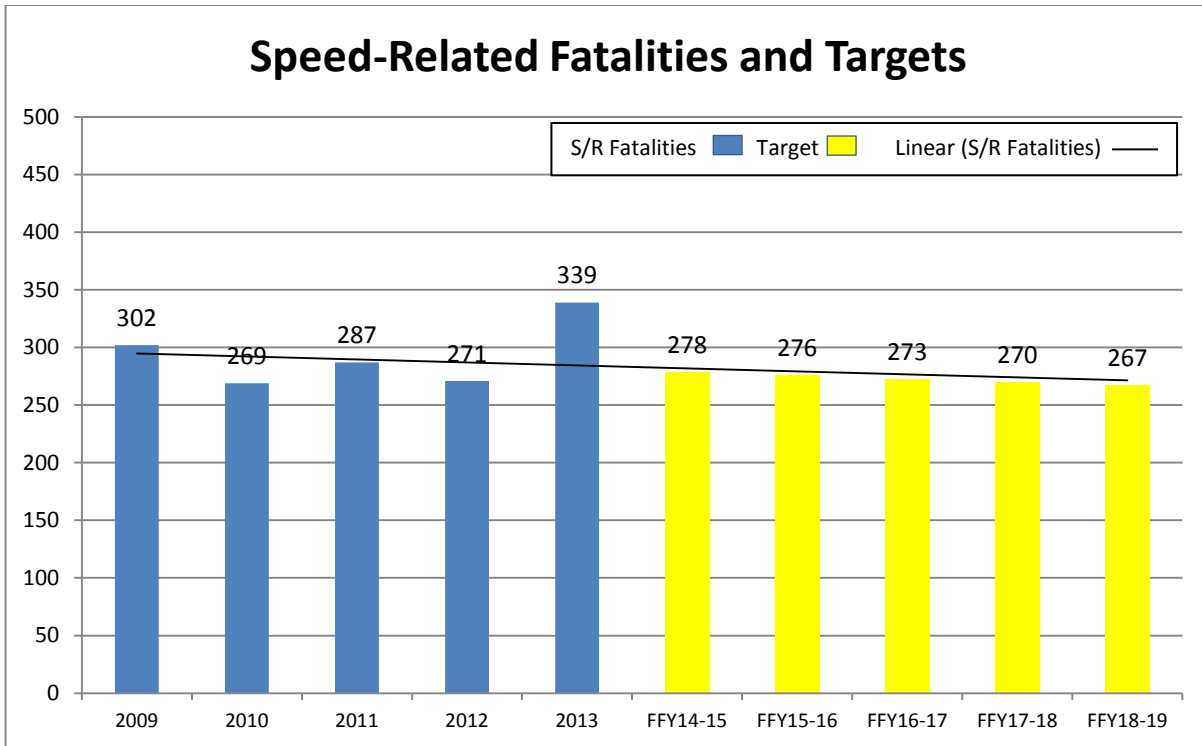
To address this area, targeted overtime, selective enforcement efforts focused on primary/secondary roadways that capitalizes on attitudinal survey results that the general public believes they are “very likely or likely” to be ticketed for speeding and they are more prone to speed on local roadways. Top jurisdictions for speeders: Fairfax County, Virginia Beach City and Norfolk City.

Measure C-6: Decrease **speed-related** fatalities 18 percent from the 2013 calendar base year of 339 to 278 by December 31, 2015.

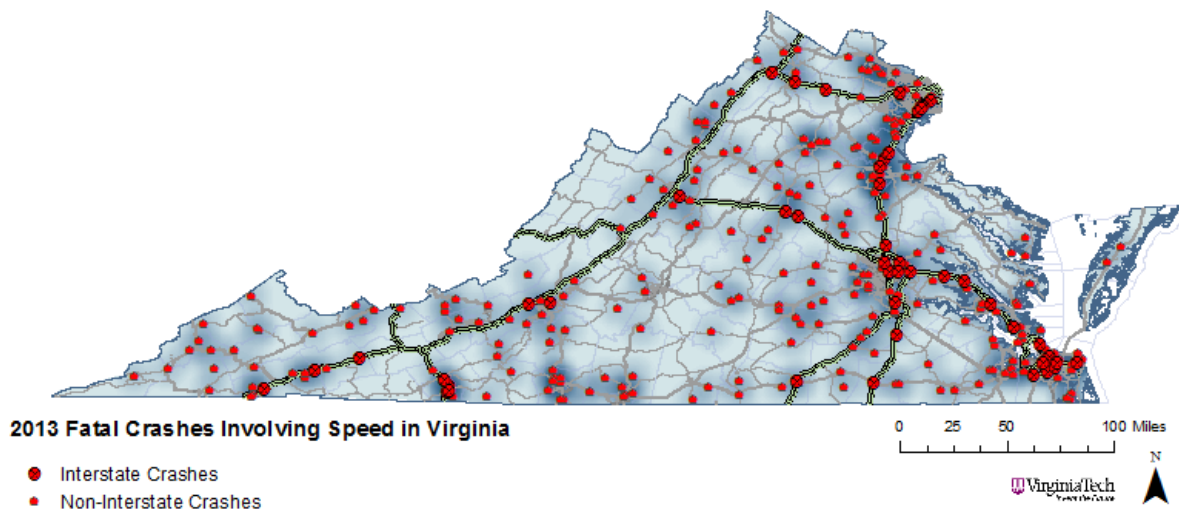
	Baseline Data					2015 Target
	2009	2010	2011	2012	2013	278
<b>Speed Related Fatalities (FARS)</b>	302	269	287	262	339	

Note: \*Due to a methodology change in mid-year 2013 in how NHTSA/FARS interprets speed-related fatalities, Virginia’s speed-related fatalities in FARS experienced a major decrease compared to prior years. In 2011, FARS recorded 271 speed-related fatalities in Virginia compared to just 95 in 2013. From 2008-2012, FARS reported an average of 273 speed-related fatalities under the former methodology. Because of the drastic reduction under the new methodology, Virginia does not believe this represents an accurate count of speed-related fatalities in 2013. Therefore, we used 2013 state data to calculate our speed-related fatality targets.

## Speed-Related Fatalities and Targets



Justification: Virginia conducted trend analyses based on actual numbers, 3-year and 5-year moving averages. Virginia selected the 5-year moving average trend line (18 percent reduction) in speed-related fatalities as a more achievable target than the 3-year moving average.



**Strategies:**

1. Conduct a minimum of 4 state high visibility speed enforcement campaigns (CTW, Chapter 3, Section(s) 2.2, 2.3)
2. Conduct a minimum 100 local high visibility speed enforcement campaigns (CTW, Chapter 3, Section(s) 2.2, 2.3)
3. Conduct a minimum of 500 focused, speed operations lead by Virginia State Police (CTW, Chapter 3, Section(s) 2.2, 2.3)

**Speed Related Program Area: Budget Summary**

Program Area	Project Focus	Budget	Funding Source
SC	Speed Control	\$1,883,437.00	NHTSA 402
<b>Total All Funds</b>		<b>\$1,883,437.00</b>	

SPEED			
Sub Grantee Name	Project Title	Project Number	Amount Approved
Abingdon Town	Selective Enforcement - Speed	SC-2015-55187-5926	\$15,450.00
Albemarle County	Selective Enforcement - Speed	SC-2015-55247-5986	\$10,000.00
Albemarle County	Selective Enforcement - Speed	SC-2015-55345-6084	\$10,000.00
Alleghany County	Selective Enforcement - Speed	SC-2015-55266-6005	\$6,000.00
Altavista Town	Selective Enforcement - Speed	SC-2015-55185-5924	\$3,010.00
Amelia County	Selective Enforcement - Speed	SC-2015-55294-6033	\$18,976.00
Amherst County	Selective Enforcement - Speed	SC-2015-55109-5848	\$9,600.00
Arlington County	Selective Enforcement - Speed	SC-2015-55055-5794	\$7,625.00
Arlington County	Selective Enforcement - Speed	SC-2015-55184-5923	\$16,134.00
Ashland Town	Selective Enforcement - Speed	SC-2015-55376-6115	\$7,385.00
Bedford County	Selective Enforcement - Speed	SC-2015-55418-6157	\$10,400.00
Bedford Town	Selective Enforcement - Speed	SC-2015-55404-6143	\$3,000.00
Blacksburg Town	Selective Enforcement - Speed	SC-2015-55416-6155	\$7,000.00
Blackstone Town	Selective Enforcement - Speed	SC-2015-55260-5999	\$3,210.00

Bland County	Selective Enforcement - Speed	SC-2015-55349-6088	\$14,600.00
Botetourt County	Selective Enforcement - Speed	SC-2015-55018-5757	\$4,320.00
Boykins Town	Selective Enforcement - Speed	SC-2015-55124-5863	\$3,201.00
Campbell County	Selective Enforcement - Speed	SC-2015-55149-5888	\$12,000.00
Carroll County	Selective Enforcement - Speed	SC-2015-55040-5779	\$18,795.00
Charles City County	Selective Enforcement - Speed	SC-2015-55411-6150	\$13,500.00
Charlottesville City	Selective Enforcement - Speed	SC-2015-55379-6118	\$5,120.00
Chesterfield County	Selective Enforcement - Speed	SC-2015-55100-5839	\$60,272.00
Chincoteague Town	Selective Enforcement - Speed	SC-2015-55282-6021	\$7,758.00
Christiansburg Town	Selective Enforcement - Speed	SC-2015-55305-6044	\$13,050.00
Clarke County	Selective Enforcement - Speed	SC-2015-55030-5769	\$4,000.00
Clintwood Town	Selective Enforcement - Speed	SC-2015-55062-5801	\$8,450.00
Colonial Beach Town	Selective Enforcement - Speed	SC-2015-55077-5816	\$3,950.00
Courtland Town	Selective Enforcement - Speed	SC-2015-55330-6069	\$3,384.00
Covington City	Selective Enforcement - Speed	SC-2015-55385-6124	\$4,020.00
Crewe Town	Selective Enforcement - Speed	SC-2015-55405-6144	\$6,000.00
Culpeper Town	Selective Enforcement - Speed	SC-2015-55134-5873	\$7,500.00
Cumberland County	Selective Enforcement - Speed	SC-2015-55342-6081	\$9,000.00
Danville City	Selective Enforcement - Speed	SC-2015-55310-6049	\$12,732.00
Dayton Town	Selective Enforcement - Speed	SC-2015-55355-6094	\$5,000.00
Dublin Town	Selective Enforcement - Speed	SC-2015-55036-5775	\$3,750.00
Dumfries Town	Selective Enforcement - Speed	SC-2015-55289-6028	\$10,000.00
Essex County	Selective Enforcement - Speed	SC-2015-55060-5799	\$9,500.00
Exmore Town	Selective Enforcement - Speed	SC-2015-55265-6004	\$12,434.00
Fairfax County	Selective Enforcement - Speed	SC-2015-55287-6026	\$30,000.00



Falls Church City	Selective Enforcement - Speed	SC-2015-55407-6146	\$5,000.00
Falls Church City	Selective Enforcement - Speed	SC-2015-55047-5786	\$5,075.00
Farmville Town	Selective Enforcement - Speed	SC-2015-55095-5834	\$12,000.00
Franklin County	Selective Enforcement - Speed	SC-2015-55226-5965	\$10,000.00
Fredericksburg City	Selective Enforcement - Speed	SC-2015-55350-6089	\$21,875.00
Front Royal Town	Selective Enforcement - Speed	SC-2015-55340-6079	\$8,345.00
Giles County	Selective Enforcement - Speed	SC-2015-55203-5942	\$7,500.00
Gloucester County	Selective Enforcement - Speed	SC-2015-55306-6045	\$5,250.00
Goochland County	Selective Enforcement - Speed	SC-2015-55034-5773	\$21,286.00
Greene County	Selective Enforcement - Speed	SC-2015-55368-6107	\$6,000.00
Gretna Town	Selective Enforcement - Speed	SC-2015-55367-6106	\$2,400.00
Grundy Town	Selective Enforcement - Speed	SC-2015-55423-6162	\$9,150.00
Halifax County	Selective Enforcement - Speed	SC-2015-55392-6131	\$5,000.00
Hampton City	Selective Enforcement - Speed	SC-2015-55196-5935	\$45,000.00
Harrisonburg City	Selective Enforcement - Speed	SC-2015-55153-5892	\$10,000.00
Haymarket Town	Selective Enforcement - Speed	SC-2015-55094-5833	\$4,050.00
Henrico County	Selective Enforcement - Speed	SC-2015-55234-5973	\$40,000.00
Henry County	Selective Enforcement - Speed	SC-2015-55197-5936	\$13,600.00
Herndon Town	Selective Enforcement - Speed	SC-2015-55148-5887	\$14,850.00
Hillsville Town	Selective Enforcement - Speed	SC-2015-55012-5751	\$9,300.00
Hopewell City	Selective Enforcement - Speed	SC-2015-55225-5964	\$12,689.00
James City County	Selective Enforcement - Speed	SC-2015-55388-6127	\$19,404.00
Jonesville Town	Selective Enforcement - Speed	SC-2015-55220-5959	\$4,860.00
Kenbridge Town	Selective Enforcement - Speed	SC-2015-55406-6145	\$7,776.00
King George County	Selective Enforcement - Speed	SC-2015-55032-5771	\$9,600.00

King William County	Selective Enforcement - Speed	SC-2015-55051-5790	\$3,750.00
Loudoun County	Selective Enforcement - Speed	SC-2015-55087-5826	\$31,440.00
Louisa Town	Selective Enforcement - Speed	SC-2015-55098-5837	\$5,040.00
Lunenburg County	Selective Enforcement - Speed	SC-2015-55006-5745	\$16,610.00
Lynchburg City	Selective Enforcement - Speed	SC-2015-55190-5929	\$7,500.00
Madison County	Selective Enforcement - Speed	SC-2015-55326-6065	\$10,500.00
Manassas City	Selective Enforcement - Speed	SC-2015-55207-5946	\$18,718.00
Manassas Park City	Selective Enforcement - Speed	SC-2015-55250-5989	\$20,000.00
Mathews County	Selective Enforcement - Speed	SC-2015-55210-5949	\$3,000.00
Middletown Town	Selective Enforcement - Speed	SC-2015-55338-6077	\$3,000.00
Montgomery County	Selective Enforcement - Speed	SC-2015-55071-5810	\$15,120.00
Mount Jackson Town	Selective Enforcement - Speed	SC-2015-55200-5939	\$4,000.00
New Kent County	Selective Enforcement - Speed	SC-2015-55070-5809	\$10,500.00
New Market Town	Selective Enforcement - Speed	SC-2015-55381-6120	\$6,000.00
Norfolk City	Selective Enforcement - Speed	SC-2015-55096-5835	\$26,360.00
Northampton County	Selective Enforcement - Speed	SC-2015-55067-5806	\$7,500.00
Northumberland County	Selective Enforcement - Speed	SC-2015-55372-6111	\$5,100.00
Onley Town	Selective Enforcement - Speed	SC-2015-55256-5995	\$4,600.00
Orange County	Selective Enforcement - Speed	SC-2015-55353-6092	\$10,000.00
Page County	Selective Enforcement - Speed	SC-2015-55059-5798	\$7,940.00
Patrick County	Selective Enforcement - Speed	SC-2015-55395-6134	\$7,447.00
Pearisburg Town	Selective Enforcement - Speed	SC-2015-55139-5878	\$8,840.00
Pembroke Town	Selective Enforcement - Speed	SC-2015-55078-5817	\$8,750.00
Poquoson City	Selective Enforcement - Speed	SC-2015-55085-5824	\$6,094.00
Portsmouth City	Selective Enforcement - Speed	SC-2015-55161-5900	\$3,479.00

Powhatan County	Selective Enforcement - Speed	SC-2015-55286-6025	\$15,000.00
Prince Edward County	Selective Enforcement - Speed	SC-2015-55235-5974	\$4,020.00
Prince George County	Selective Enforcement - Speed	SC-2015-55357-6096	\$4,200.00
Prince William County	Selective Enforcement - Speed	SC-2015-55152-5891	\$18,000.00
Pulaski Town	Selective Enforcement - Speed	SC-2015-55321-6060	\$6,500.00
Rappahannock County	Selective Enforcement - Speed	SC-2015-55130-5869	\$10,000.00
Richmond City	Selective Enforcement - Speed	SC-2015-55123-5862	\$58,500.00
Richmond County	Selective Enforcement - Speed	SC-2015-55138-5877	\$9,000.00
Roanoke City	Selective Enforcement - Speed	SC-2015-55336-6075	\$13,440.00
Roanoke County	Selective Enforcement - Speed	SC-2015-55252-5991	\$30,000.00
Rockbridge County	Selective Enforcement - Speed	SC-2015-55332-6071	\$7,800.00
Salem City	Selective Enforcement - Speed	SC-2015-55010-5749	\$10,325.00
Shenandoah County	Selective Enforcement - Speed	SC-2015-55302-6041	\$25,000.00
Smithfield Town	Selective Enforcement - Speed	SC-2015-55400-6139	\$8,500.00
Smyth County	Selective Enforcement - Speed	SC-2015-55090-5829	\$10,799.00
Spotsylvania County	Selective Enforcement - Speed	SC-2015-55028-5767	\$48,807.00
Stafford County	Selective Enforcement - Speed	SC-2015-55146-5885	\$14,875.00
Stephens City Town	Selective Enforcement - Speed	SC-2015-55339-6078	\$4,500.00
Strasburg Town	Selective Enforcement - Speed	SC-2015-55213-5952	\$6,050.00
Tazewell Town	Selective Enforcement - Speed	SC-2015-55426-6165	\$5,280.00
Timberville Town	Selective Enforcement - Speed	SC-2015-55119-5858	\$3,000.00
Vienna Town	Selective Enforcement - Speed	SC-2015-55068-5807	\$16,800.00
Virginia Commonwealth University	Selective Enforcement - Speed	SC-2015-55270-6009	\$7,200.00
Virginia Department of State Police	Selective Enforcement - Speed	SC-2015-55127-5866	\$488,067.00
Washington County	Selective Enforcement - Speed	SC-2015-55192-5931	\$18,200.00

Waynesboro City	Selective Enforcement - Speed	SC-2015-55240-5979	\$14,000.00
Weber City Town	Selective Enforcement - Speed	SC-2015-55180-5919	\$12,750.00
Westmoreland County	Selective Enforcement - Speed	SC-2015-55214-5953	\$10,500.00
Windsor Town	Selective Enforcement - Speed	SC-2015-55262-6001	\$8,400.00
Wythe County	Selective Enforcement - Speed	SC-2015-55131-5870	\$22,500.00
<b>Total</b>			<b>\$1,883,437.00</b>

## Motorcycle Safety Program Area

In 2013, 63 motorcyclists were killed in fatal crashes in Virginia. The majority of multivehicle motorcycle crashes result from two-vehicle crashes at 48 percent. Among the fatalities in two-vehicle crashes involving motorcycle and passenger vehicles 100% were the motorcyclist. Single vehicle crashes accounted for 38 percent of motorcycle fatal crashes. Top causes of all motorcycle fatal crashes were: running off the road and hitting fixed objects or speeding too fast for the road conditions. Sixty percent of all motorcycle fatal crashes occurred during the spring/summer months of March, April, May, June, July and August. Fifty-two percent of the fatal crashes occurred between the hours of noon and 6pm. The top regions for fatal motorcycle crashes were Portsmouth at 28 percent and Richmond at 22 percent. Virginia has a very high helmet use rate experiencing only two unhelmeted fatalities.

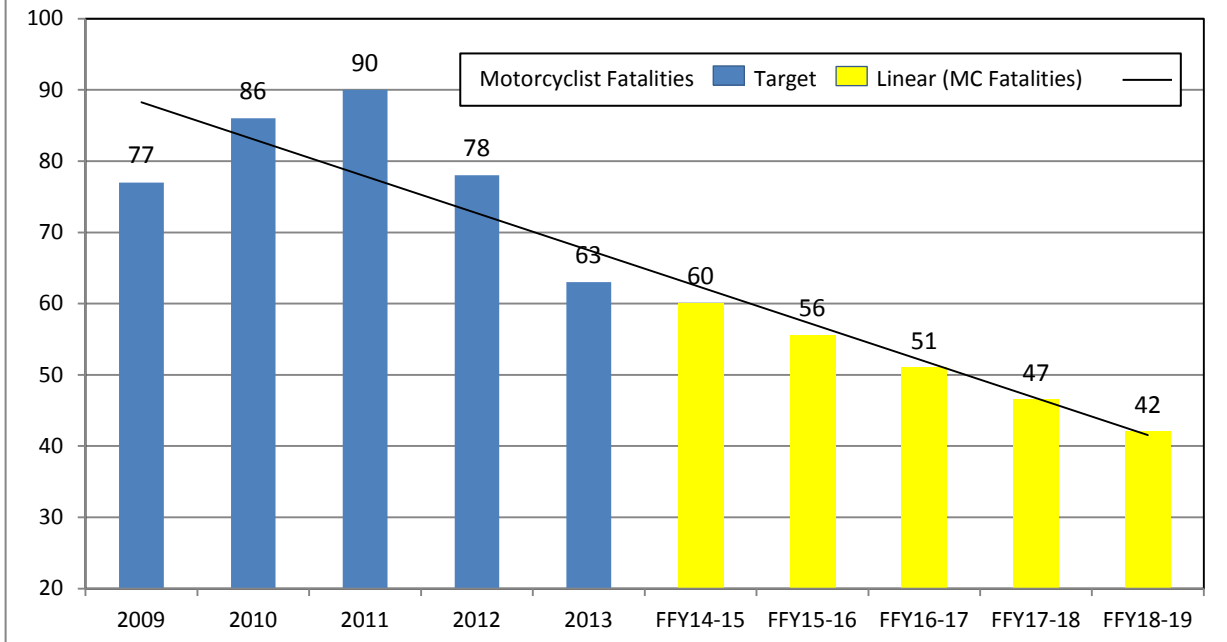
On average, nearly 14,000 students attended the motorcycle training courses during calendar years 2011-2013. Thirteen thousand or 92 percent of the total) students passed the course. Only a small percentage or 1 percent or 188 of the total trained motorcyclists were involved in a crash after passing the course. The trained motorcyclist was at fault in the crash at 53 percent of the time with the top driver's actions of fail to maintain control of motorcycle, speeding and following too close.

Innovative strategies to address this area should focus on an awareness campaign to encourage rider training for motorcyclists, with emphasis on posted speed limits and highway conditions; basic, advanced, and sidecar trike education and training; and providing motorcycle awareness to new drivers through education provided in driver's education.

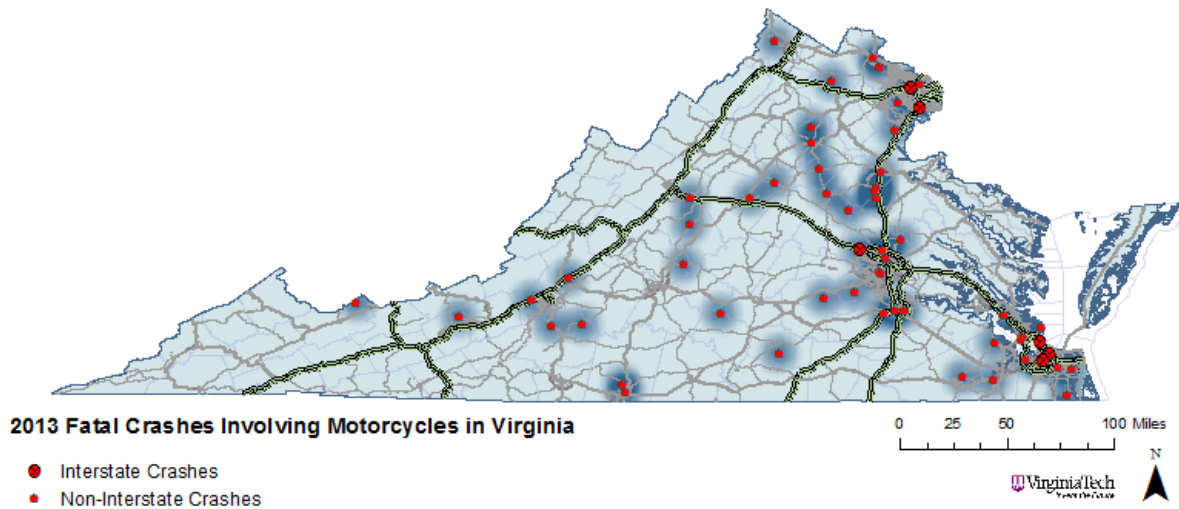
Measure C-7: Decrease **motorcyclist** fatalities 5 percent from the 2013 calendar base year of 63 to 60 by December 31, 2015.

	Baseline Data					2015 Target
	2009	2010	2011	2012	2013	
<b>Motorcyclist Fatalities (FARS)</b>	77	86	90	78	63	60

## Motorcyclist Fatalities and Targets

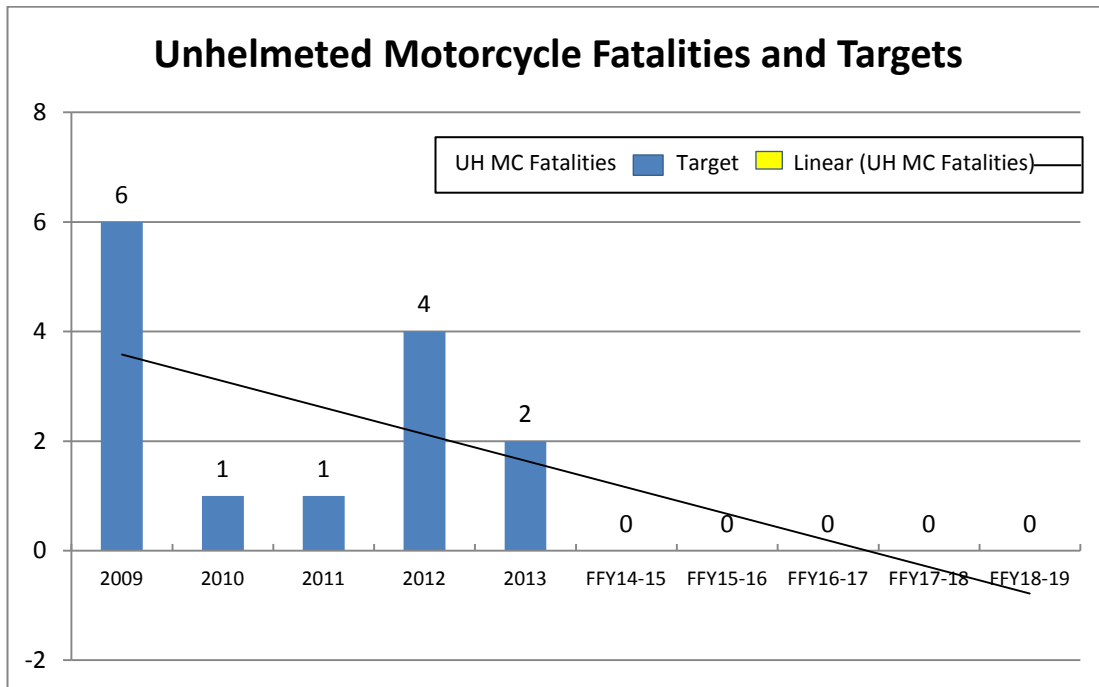


Justification: Virginia conducted trend analyses based on annual numbers, 3-year and 5-year moving averages. Virginia selected the annual trend line (5 percent reduction) in motorcyclist fatalities as a more achievable target than the 3-year or 5-year moving averages.



Measure C-8: Decrease **unhelmeted motorcyclist fatalities** 100 percent from the 2013 calendar base year of 2 to 0 by December 31, 2015.

	Baseline Data					2015 Target
	2009	2010	2011	2012	2013	
<b>Unhelmeted Motorcyclist Fatalities (FARS)</b>	6	1	1	3	2	0



Justification: Virginia selected a more challenging target (0 unhelmeted motorcyclist fatalities) than both 3-year and 5-year moving average trend lines.

**Strategies**

1. Conduct a motorcycle awareness media campaign (411 “Information You Can Live With”) focusing within Richmond, Tidewater, Roanoke, Northern Virginia regions (CTW, Chapter 5, Section(s) 4.1 and 4.2)
2. Conduct a Speed media campaign targeting motorcyclists within Richmond, Tidewater, Northern Virginia regions (CTW, Chapter 5, Section(s) 4.1, 4.2)
3. Conduct Basic Rider Training courses throughout the Commonwealth through partnerships with Virginia Licensed Community Colleges, Motorcycle Dealers and Motorcycle Training Sites. (CTW, Chapter 5, Section(s) 3.1, 3.2)
4. Conduct 25, 3-Wheeled Vehicle training courses (CTW, Chapter 5, Section(s) 3.1, 3.2)
5. Conduct 1 Advanced Rider Training course (CTW, Chapter 5, Section(s) 3.1, 3.2)
6. Conduct a minimum of 200 quality assurance monitoring checks of training sites and instructors (CTW, Chapter 5, Section(s) 3.1, 3.2, 4.1, 4.2)
7. Conduct a minimum of 9 motorcycle safety driver education awareness events (CTW, Chapter 5, Section(s) 3.1, 3.2, 4.1, 4.2)

**Motorcycle Safety Program Area: Budget Summary**

Program Area	Project Focus	Budget	Funding Source
K6	Motorcycle Safety	\$66,000.00	2010 Motorcycle Safety Incentive
MC	Motorcycle Safety	\$288,050.00	NHTSA 402
M9MTNP	Motorcycle Safety	\$215,000.00	405f Motorcycle Programs-MAP 21
<b>Total All Funds</b>		<b>\$569,050.00</b>	

<b>MOTORCYCLE SAFETY</b>			
Sub Grantee	Project Title	Project Number	Amount Awarded
Virginia Department of Motor Vehicles	VAHSO Paid Media-2010 Motorcycle	K6-2015-55162-5901	\$66,000.00
Motorcycle Safety League of Virginia	Motorcycle & Sidecar/trike Education	MC-2015-55430-6169	\$200,000.00
Richmond Ambulance Authority	Rider Alert	MC-2015-55292-6031	\$8,050.00
Virginia Department of Motor Vehicles	VAHSO Paid Media-402 Motorcycle Awareness	MC-2015-55160-5899	\$80,000.00
Motorcycle Safety League of Virginia	Motorcycle Safety Awareness Training - 2010 Grant Funds	M9MT-2015-55397-6136	\$215,000.00
<b>Total</b>			<b>\$569,050.00</b>



## Drivers Age 20 or Younger Involved in Fatal Crashes

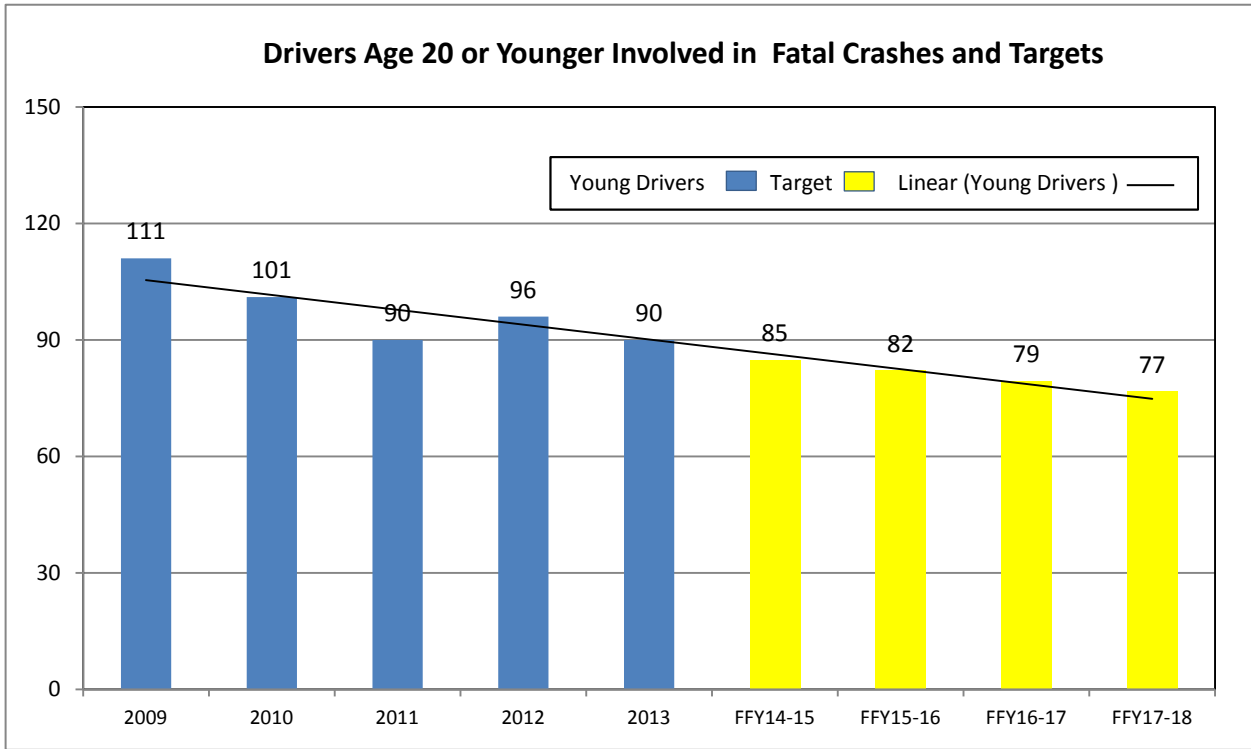
Ninety drivers age 20 or younger were involved in fatal crashes on Virginia roadways. The top jurisdictions where the fatal crashes occurred were Virginia Beach City and Chesterfield County. Most fatal crashes occurred on Saturday at 23 percent and between 6pm and 9pm at 19 percent or noon to 3pm at 18 percent. Failing to maintain control of the vehicle and running off the road, along with speeding, accounted for 56 percent of the driver actions. Ninety one percent of the fatal crashes were on a non-interstate roadway.

Virginia will also continue to address its teen driver fatalities (15 to 19 year olds.) In 2013, 26 drivers and 16 passengers ages 15-19 died on Virginia roads; 5 percent and 11 percent respectively of all drivers and passengers killed. Of the 26 drivers killed, 15 or 58 percent were not wearing a safety restraint. However, the percentage for unrestrained passengers is higher at 63 percent (10). Overall, teen driver fatalities (ages 15-19) decreased 24 percent in 2013 as compared to 2012 (26 vs. 34); however, fatalities for 18 year old drivers increased 29 percent in 2013 as compared to 2012 (7 vs. 9). Driver fatalities decreased for 15, 16, 17 and 19 year olds. Speed was a factor in 42 percent (11) of the fatal crashes. Two of the teen drivers had been drinking; however, it was not known whether they were impaired. Failure to maintain control of the vehicle and running off the road were the top driver's action accounting for 50 percent of the fatalities. Dinwiddie and King George Counties were the top jurisdictions for teen driver fatalities.

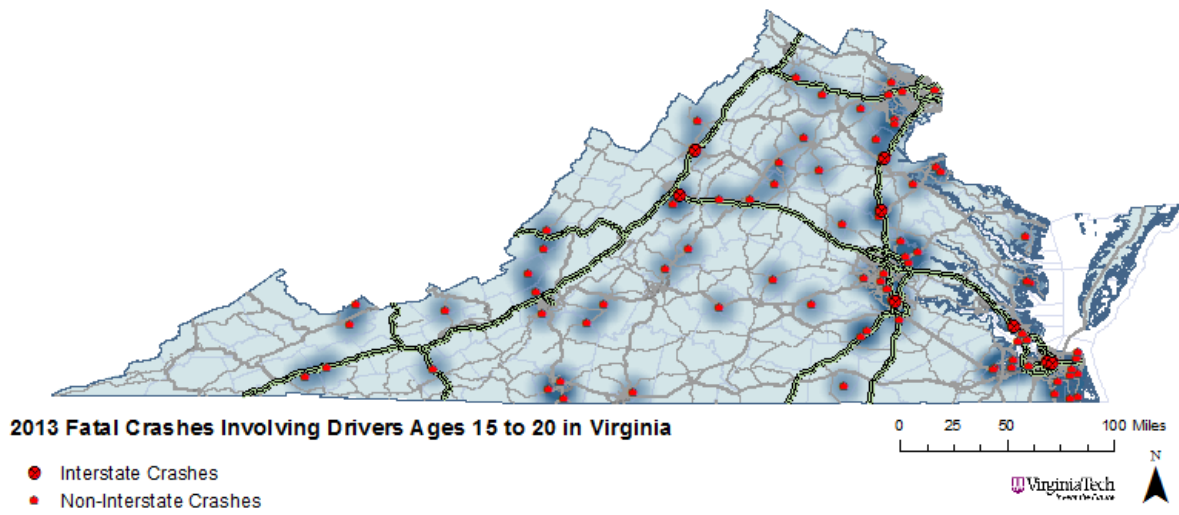
Innovative strategies to address this area should focus on Fridays and Saturdays, late afternoon; speed and training young drivers on maintaining control of their vehicle. Strategies and funding will be incorporated in alcohol programs, selective enforcement, driver education programs, and public information.

Measure C-9: Decrease drivers age 20 or younger involved in fatal crashes 6 percent from the 2013 calendar base year of 90 to 85 by December 31, 2015.

	Baseline Data					2015 Target
	2009	2010	2011	2012	2013	
<b>Drivers Age 20 or Younger Involved in Fatal Crashes (FARS)</b>	111	101	90	96	90	85



Justification: Virginia conducted trend analyses using annual numbers, 3-year and 5-year moving averages. Virginia selected the annual trend line (6 percent reduction) in young drivers involved in fatal crashes as a more achievable target than the 3-year or 5-year moving averages.



## Strategies

1. Distribute at a minimum 164,000 of the updated 45 hour Parent Teen guides to drivers under the age of 19 to serve as a guide to the parent and young driver. (CTW Chapter 6- 3.1)
2. Conduct at least 6 educational campaigns/events to focus on topics such as seat belt use, impaired driving, Zero tolerance laws, distracted driving, and other highway safety issues for the driver 20 and younger. (CTW Chapter 1Section 6.3, Chapter 2 Sections 6.1& 7.1, Chapter 4 Section 2.2, Chapter 6 Sections 3.1& 4.1)
3. Conduct at least 1 school wide buckle up challenge state wide to encourage the student population to wear their seat belts. (CTW Chapter 2 Sections 6.1 & 7.1)

## Drivers Age 20 or Younger Involved in Fatal Crashes: Budget Summary

Program Area	Project Focus	Budget	Funding Source
154AL	Alcohol - Drivers Age 20 or Younger	\$169,716.00	154 Transfer
DE	Driver Education – Drivers Age 20 or Younger	\$222,313.00	NHTSA 402
OP	OP – Drivers Age 20 or Younger	\$225,482.00	NHTSA 402
<b>Total All Funds</b>		<b>\$617,511.00</b>	

DRIVER AGE 20 OR YOUNGER			
Sub Grantee Name	Project Title	Project Number	Amount Approved
Virginia Department of State Police	VSP/YOVASO - AL	154AL-2015-55433-6172	\$169,716.00
Mid-Atlantic Foundation for Safety	IDrive 2015	DE-2015-55300-6039	\$63,156.00
Prince William County	Partners for Safe Teen Driving	DE-2015-55253-5992	\$75,402.00
Virginia Department of Education	Parent Involvement	DE-2015-55410-6149	\$60,875.00
Virginia Department of Motor Vehicles	45-Parent/Teen Driving Guide	DE-2015-55227-5966	\$22,880.00
Drive Safe Hampton Roads	Occupant Protection	OP-2015-55412-6151	\$34,756.00
Virginia Department of State Police	VSP/YOVASO - OP	OP-2015-55432-6171	\$190,726.00
<b>Total</b>			<b>\$617,511.00</b>

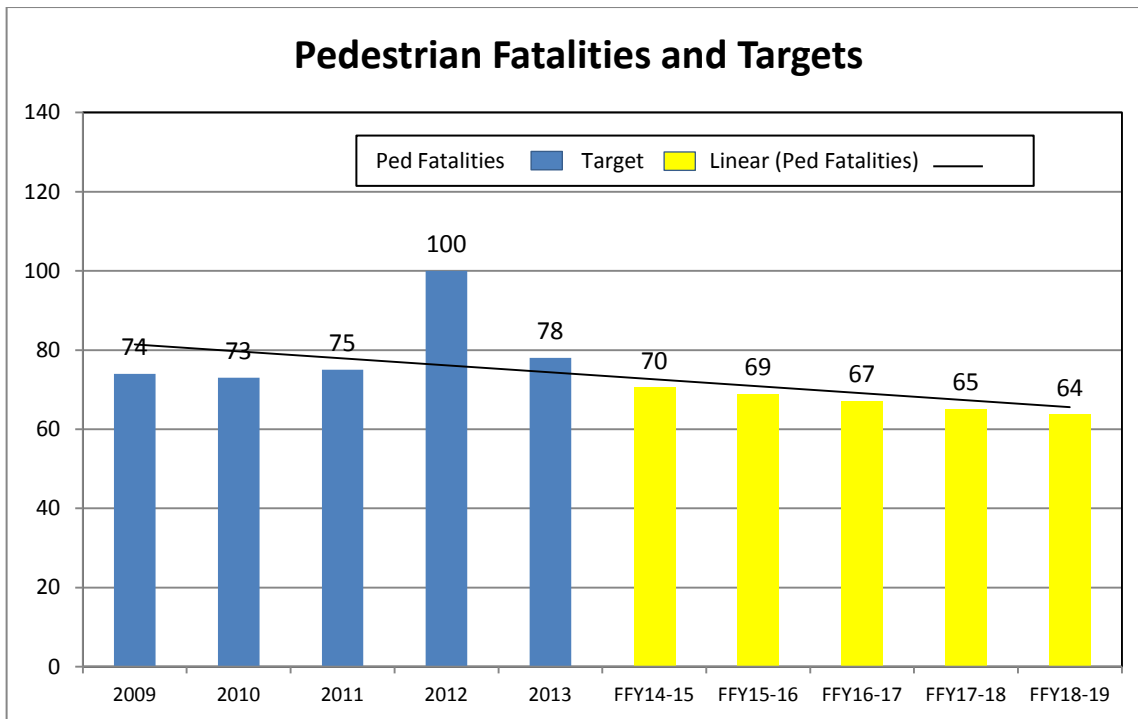
## Pedestrian Safety Program Area

In Virginia, 78 pedestrians were killed in fatal crashes. Fifty-three percent or 41 of the pedestrians killed in fatal crashes were walking or standing in the roadway, or crossing not at an intersection. Fifty six percent or 44 of pedestrian were killed between the hours of 3pm and midnight. Fifty-eight percent of pedestrians were killed on an urban/city roadway followed by 33 percent on rural routes and then 9 percent on an interstate roadway. Ninety-six percent or 75 of pedestrians killed were not wearing reflective clothing. Twenty-eight percent or 22 of the pedestrians killed were drinking. The Counties of Chesterfield and Fairfax and the City of Virginia Beach have the highest proportions of pedestrian fatalities. Fifty-nine percent of the pedestrian fatalities were over the age of 50.

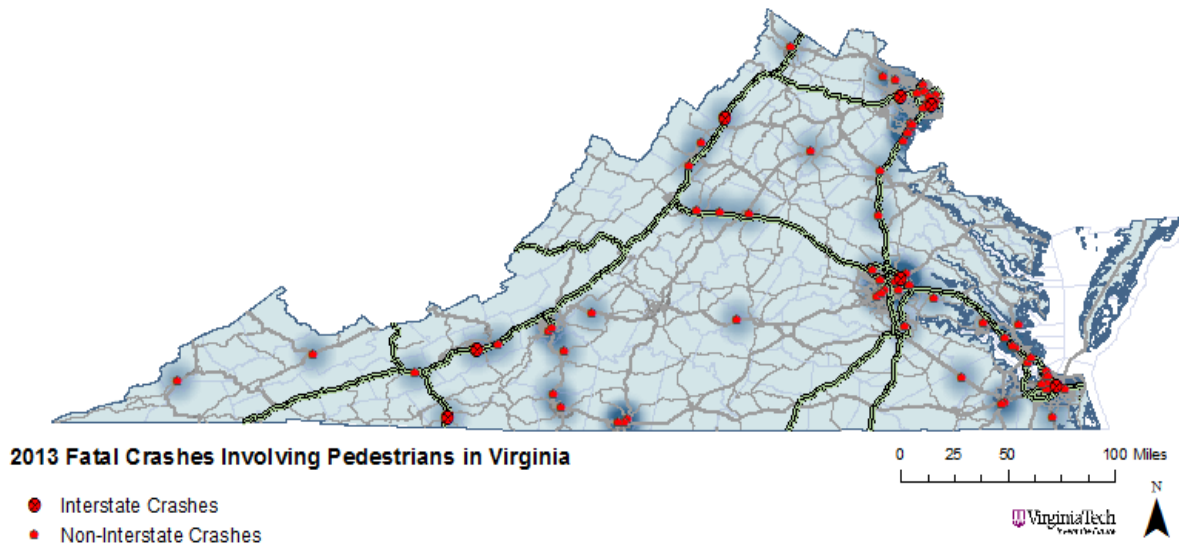
Innovative strategies and funding to address this area should focus on enforcement, education and awareness specifically during nighttime hours.

Measure C-10: Reduce **pedestrian fatalities** 10 percent from the 2013 calendar base year of 78 to 70 by December 31, 2015.

	Baseline Data					2015 Target
	2009	2010	2011	2012	2013	
<b>Pedestrian Fatalities (FARS)</b>	75	73	75	100	78	70



Justification: Virginia conducted trend analyses using annual data, 3-year and 5-year moving averages. Virginia selected the 5-year moving average (10 percent reduction) in pedestrian fatalities as a more achievable target than the 3-year moving average.



## Strategies

1. Conduct a minimum of 2 selective enforcement activities (CTW, Chapter 8, Section(s) 3.1, 4.1, 4.2, 4.3, 4.4)
2. Conduct a weeklong safety event to increase awareness of pedestrian/bicycle safety (CTW, Chapter 8, Section(s) 3.1, 4.1, 4.2, 4.3, 4.4)
3. Conduct 2 media events with support from law enforcement that focuses on pedestrian/bike safety (CTW, Chapter 8, Section(s) 3.1, 4.1, 4.2, 4.3, 4.4)

### Pedestrian Safety Program Area: Budget Summary

Program Area	Project Focus	Budget	Funding Source
PS	Pedestrian Safety	<b>\$122,006.00</b>	NHTSA 402
<b>Total All Funds</b>		<b>\$122,006.00</b>	

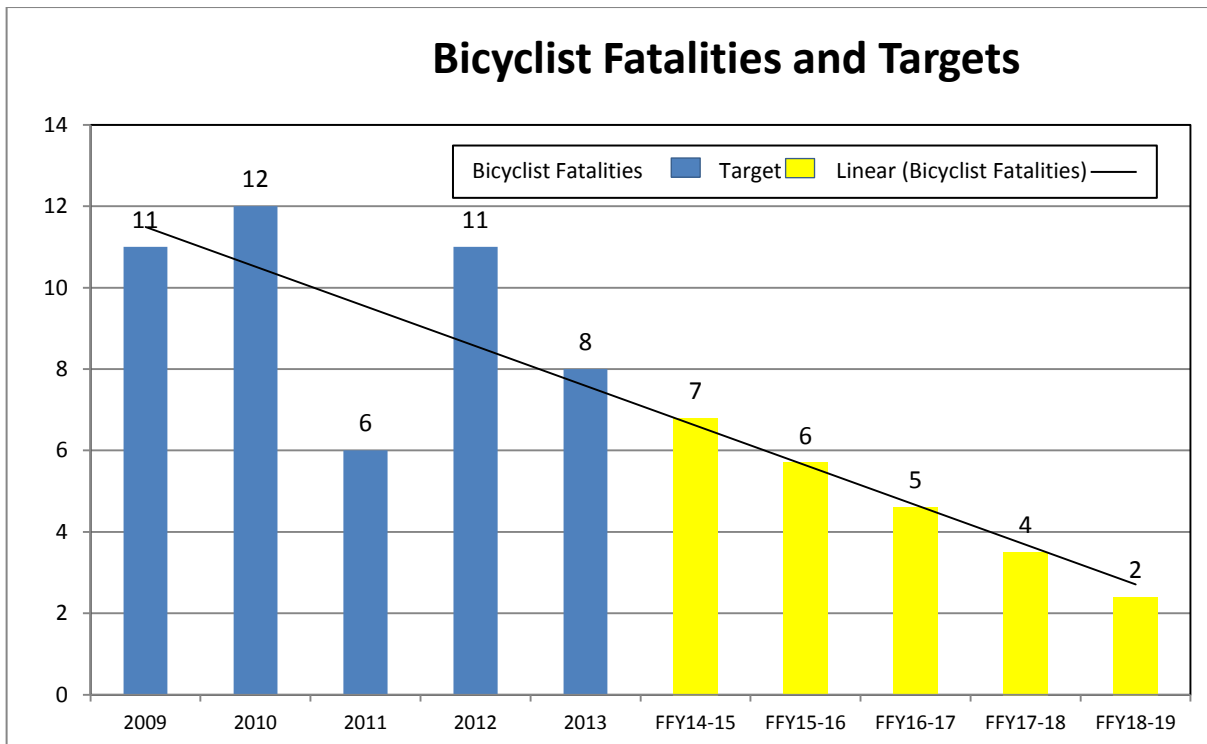
PEDESTRIAN SAFETY			
Sub Grantee Name	Project Title	Project Number	Amount Approved
Arlington County	Selective Enforcement - Pedestrian/Bicycle	PS-2015-55257-5996	\$1,500.00
Fairfax County	Selective Enforcement - Pedestrian/Bicycle	PS-2015-55331-6070	\$5,250.00
Falls Church City	Selective Enforcement - Pedestrian/Bicycle	PS-2015-55409-6148	\$1,600.00
Metro Washington Council of Government	Street Smart Regional Pedestrian and Bicycle Safety Program	PS-2015-55230-5969	\$75,000.00
Northern Virginia Regional Commission	Bicycle and Pedestrian Safety Efforts: Sharing the Road in Virginia	PS-2015-55022-5761	\$24,906.00
Prince William County	Selective Enforcement - Pedestrian/Bicycle	PS-2015-55151-5890	\$3,375.00
Richmond City	Bike Walk RVA's Campaign for Bike & Pedestrian Safety	PS-2015-55323-6062	\$7,125.00
Richmond City	Selective Enforcement - Pedestrian/Bicycle	PS-2015-55108-5847	\$3,250.00
<b>Total</b>			<b>\$122,006.00</b>

## Bicycle Safety Program Area

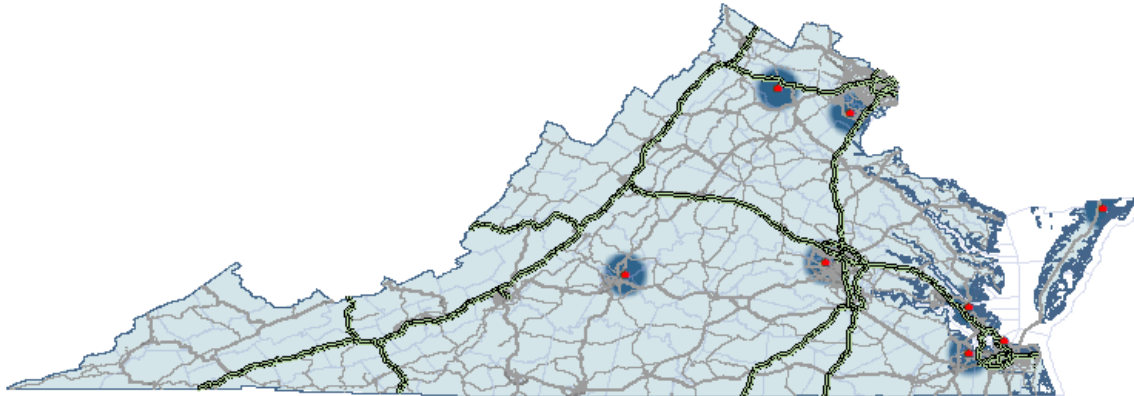
In Virginia, 8 bicyclists were killed in fatal crashes. Thirty-eight percent or 3 of the bicyclists killed in fatal crashes did not have the right-of-way. Sixty-three percent or 5 of the bicyclists were killed between the hours of 6pm and midnight and 75 percent or 6 were killed during the months of August and September. Sixty-three percent of bicyclists were killed on an urban/city roadway followed by 37 percent on rural routes. Seventy-five percent or 6 of the fatal crashes involving a bicycle occurred during the weekend (Friday, Saturday or Sunday). Twenty-five percent or 2 of the bicyclists killed were drinking. Each of the bicycle fatal crashes occurred in a different jurisdiction. However, fifty percent or 4 occurred in the Portsmouth Region. Seventy-five percent of the bicyclists killed were between the ages of 54 and 69.

Measure C-11: Reduce **bicyclist fatalities** 13 percent from the 2013 calendar base year of 8 to 7 by December 31, 2015.

	Baseline Data					2015 Target
	2009	2010	2011	2012	2013	
<b>Bicyclist Fatalities (FARS)</b>	11	12	6	11	8	7




Justification: Virginia conducted trend analyses using actual, 3-year and 5-year moving averages. Virginia selected the annual trend line (13 percent reduction) in bicyclist fatalities as a more achievable target than the 3-year or 5-year moving averages.



**2013 Fatal Crashes Involving Bicycles in Virginia**

- Non-Interstate Crashes





### Bicycle Safety Program Area: Budget Summary

Program Area	Project Focus	Budget	Funding Source
<b>PS</b>	Bicycle Safety	<b>\$122,005.00</b>	NHTSA 402
<b>Total All Funds</b>		<b>\$122,005.00</b>	

<b>BICYCLE SAFETY</b>			
Sub Grantee Name	Project Title	Project Number	Amount Approved
Arlington County	Selective Enforcement - Pedestrian/Bicycle	PS-2015-55257-5996	\$1,500.00
Fairfax County	Selective Enforcement - Pedestrian/Bicycle	PS-2015-55331-6070	\$5,250.00
Falls Church City	Selective Enforcement - Pedestrian/Bicycle	PS-2015-55409-6148	\$1,600.00
Metro Washington Council of Government	Street Smart Regional Pedestrian and Bicycle Safety Program	PS-2015-55230-5969	\$75,000.00
Northern Virginia Regional Commission	Bicycle and Pedestrian Safety Efforts: Sharing the Road in Virginia	PS-2015-55022-5761	\$24,905.00
Prince William County	Selective Enforcement - Pedestrian/Bicycle	PS-2015-55151-5890	\$3,375.00
Richmond City	Bike Walk RVA's Campaign for Bike & Pedestrian Safety	PS-2015-55323-6062	\$7,125.00
Richmond City	Selective Enforcement - Pedestrian/Bicycle	PS-2015-55108-5847	\$3,250.00
<b>Total</b>			<b>\$122,005.00</b>

## Traffic Records Program Area

Virginia's Traffic Records Electronic Data System (TREDS), a state-of-the-art highway safety information system, has garnered both state and national recognition. Virginia, through guidance from its Traffic Records Coordinating Committee (TRCC) via projects listed in Virginia's Traffic Records Strategic Plan, will continue to enhance the quality and quantity of data in TREDS by implementing the most efficient and effective integration and linkage projects and enhancing its analysis and reporting capabilities.

Innovative strategies and funding should focus on continued enhancement of electronic data focused on accuracy, timeliness, uniformity, integration, completeness and accessibility of traffic records data in TREDS and other major traffic records databases (driver, citation, roadway, injury surveillance and courts.) This will also involve database and data elements linkages of the various traffic records systems.

Measure: Continue to enhance the collection, accuracy, timeliness, uniformity, integration, completeness and accessibility of the traffic records data in TREDS by December 31, 2015.

### Strategies

1. Increase 2014 street level crash location data from 0 to 120,000
2. Increase electronic submission of crash reports by law enforcement from 86 percent to 90 percent
3. Integrate up to two new crash location and analysis tools into TREDS
4. Integrate ignition interlock vendor process to electronically capture vendor interlock information
5. Implement a minimum of 5 new crash business rules in TREDS to enhance at least one of the six characteristics of the core database (accuracy, timeliness, uniformity, integration, completeness and accessibility.)

### Traffic Records/Data Program Area: Budget Summary

Program Area	Project Focus	Budget	Funding Source
TR	Traffic Records	\$170,784.00	NHTSA 402
M3DA	Data Program	\$977,500.00	405c Data Program- MAP 21
154AL	Traffic Records / Alcohol Projects	\$1,277,000.00	154 Transfer Funds
<b>Total All Funds</b>		<b>\$2,425,284.00</b>	

<b>TRAFFIC RECORDS/DATA</b>			
<b>Sub Grantee</b>	<b>Project Title</b>	<b>Project Number</b>	<b>Amount Approved</b>
Supreme Court of Virginia	Improve Traffic Data	TR-2015-55021-5760	\$37,700.00
Virginia Department of Motor Vehicles	VAHSO Analytics and Reporting	TR-2015-55189-5928	\$66,057.00
Virginia Department of Motor Vehicles	VAHSO Data and Technical Assistance	TR-2015-55159-5898	\$67,027.00
Virginia Department of Motor Vehicles	Traffic Records – TREDIS (405)	M3DA-2015-55102-5841	\$977,500.00
Virginia Department of Motor Vehicles	eSummons/DUI Offender/Ignition Interlock Tracking	154AL-2015-55128-5867	\$1,277,000.00
		<b>Total</b>	<b>\$2,425,284.00</b>

## Driver Education (DE)

Virginia will conduct education and awareness activities geared towards young/teen drivers, mature drivers as well as the general driving population to reduce crashes, injuries and fatalities.

Innovative strategies and funding should focus on education and outreach efforts to increase awareness on issues involving transportation safety.

Measure: Increase awareness of and positively impact the behavior of users of Virginia's roadways by December 31, 2015.

### Strategies

1. Conduct a minimum of 5 education and awareness activities targeting the general driving population to reduce crashes, injuries and fatalities.

### Driver Education Program Area: Budget Summary

Program Area	Project Focus	Budget	Funding Source
DE	Driver Education	\$321,961.00	NHTSA 402
<b>Total All Funds</b>		<b>\$321,961.00</b>	

DRIVER EDUCATION			
Sub Grantee Name	Project Title	Project Number	Amount Approved
Eastern Virginia Medical School	Responsive Website Design for Dissemination of Booster, Tween, and Teen Programs	DE-2015-55171-5910	\$100,975.00
Department for Aging and Rehabilitative Services	Virginia GrandDriver: Mapping a Course for Mature Drivers	DE-2015-55373-6112	\$194,762.00
Virginia Trucking Association Foundation	Truck Safety Programs Coordinator	DE-2015-55299-6038	\$26,224.00
<b>Total</b>			<b>\$321,961.00</b>

## Community Traffic Safety Project (CP)

Virginia will continue to provide highway safety information, maintain and build new partnerships and attend trainings locally, statewide and nationally.

Innovative strategies and funding should focus on training, education and outreach.

Measure: Develop, lead, attend and evaluate education and awareness events by December 31, 2015.

### Strategies

1. Enhance the VAHSO website with a minimum of 25 crash data reports and highway safety information
2. Partner with a minimum of 10 highway safety stakeholders on VAHSO safety initiatives
3. VAHSO staff to attend and participate in a minimum of ten local, state and national trainings

### Community Traffic Safety Program Area: Budget Summary

Program Area	Project Focus	Budget	Funding Source
CP	Community Traffic Safety	\$185,048.00	NHTSA 402
<b>Total All Funds</b>		<b>\$185,048.00</b>	

COMMUNITY TRAFFIC SAFETY PROJECT(S)			
Sub Grantee	Project Title	Project Number	Amount Awarded
Drive Smart of Virginia	Safe Mobility of Virginia's Employees (SMOVE)	CP-2015-55216-5955	\$145,048.00
Virginia Department of Motor Vehicles	VAHSO Travel & Training	CP-2015-55023-5762	\$40,000.00
<b>Total</b>			<b>\$185,048.00</b>

## Police Traffic Services (PT)

Virginia will conduct training, education and outreach efforts to raise awareness on issues involving transportation safety.

Innovative strategies and funding should focus on education and outreach efforts to increase awareness, knowledge and skills on issues involving highway safety.

Measure: Conduct statewide trainings and informational contacts with law enforcement by December 31, 2015.

### Strategies

1. Hire two VAHSO LEL's to work with law enforcement on highway safety initiatives.
2. Partner with safety advocates to provide additional law enforcement training

### Police Traffic Services Program Area: Budget Summary

Program Area	Project Focus	Budget	Funding Source
PT	Police Traffic Services	\$350,521.00	NHTSA 402
<b>Total All Funds</b>		<b>\$350,521.00</b>	

POLICE TRAFFIC SERVICES			
Sub Grantee	Project Title	Project Number	Amount Approved
Virginia Association of Chiefs of Police	Law Enforcement Training and Resources	PT-2015-55324-6063	\$189,221.00
Virginia Department of Motor Vehicles	FY2015 Law Enforcement Liaisons	PT-2015-55425-6164	\$161,300.00
<b>Total</b>			<b>\$350,521.00</b>

## Roadway Safety Program Area (RS)

Virginia will conduct regional training to increase the knowledge of safety partners in the identification of targeted safety issues to reduce crashes, injuries and fatalities

Measure: Participate in regional trainings on crash findings and techniques to improve awareness of roadway safety by December 31, 2015.

### Strategies

1. Train 50 traffic engineers and technicians in Hampton Roads to extend their knowledge and expertise on specialized on-site traffic engineering techniques.
2. Provide a minimum of 3 statewide trainings to law enforcement on increasing their usage of safety belts.
3. Conduct three, two week (80 hours) courses on "Fundamentals of Crash Investigation and Reconstruction" for law enforcement officers
4. Conduct three, two week (80 hours) courses in "Advanced Crash Investigation" for law enforcement officers
5. Contract for 2 specialty Crash Investigation and Reconstruction classes for law enforcement officers based on need.

### Roadway Safety Program Area: Budget Summary

Program Area	Project Focus	Budget	Funding Source
RS	Roadway Safety	\$89,000.00	NHTSA 402
<b>Total All Funds</b>		<b>\$89,000.00</b>	

ROADWAY SAFETY			
Sub Grantee	Project Title	Project Number	Amount Approved
Virginia Beach City	Regional Training in Traffic Engineering	RS-2015-55199-5938	\$15,000.00
Virginia Department of Motor Vehicles	Crash Investigation & Reconstruction Program	RS-2015-55427-6166	\$74,000.00
<b>Total</b>			<b>\$89,000.00</b>

## **CORE BEHAVIOR MEASURE**



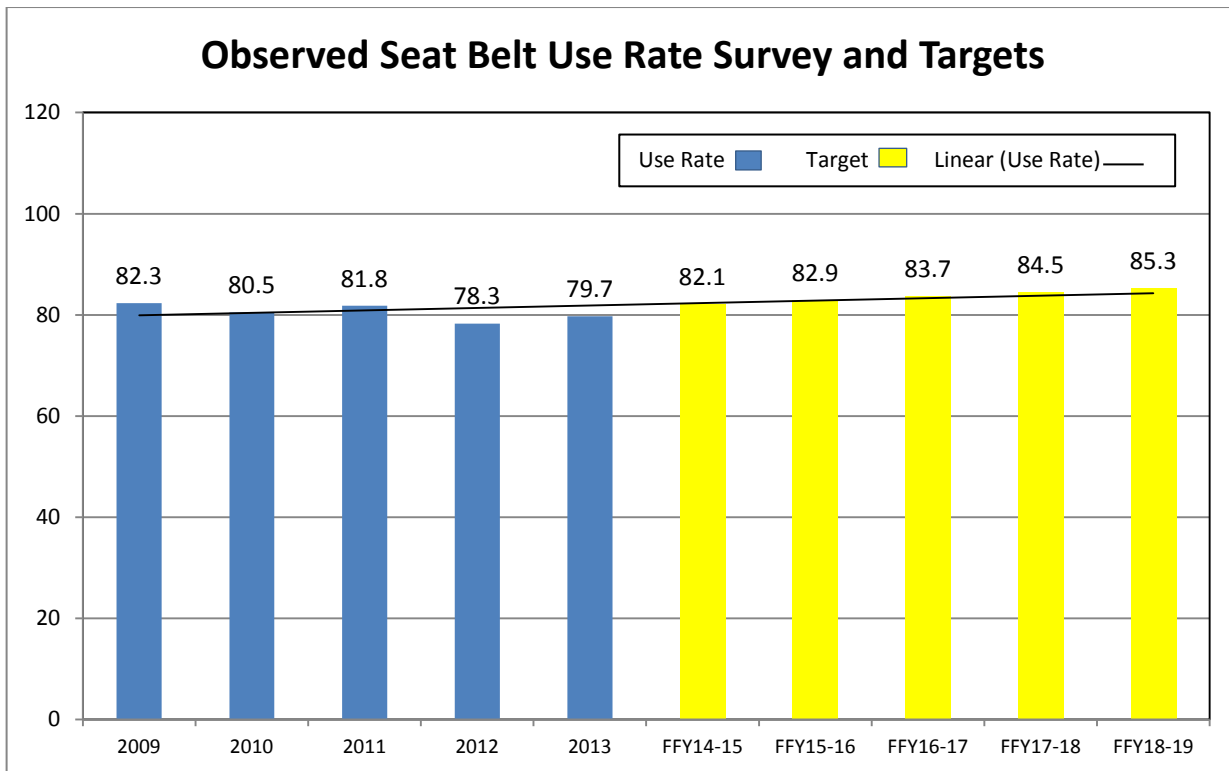
## Seat Belt Use Rate – Observed Seat Belt Use Survey

Virginia’s seat belt use has remained fairly level; but below the national average for several years. The most recent statewide OP survey (2013) provided a use rate of 79.7 percent compared to the national average of 86 percent. The age group 21 to 35 accounted for 38 percent of the unrestrained fatalities; and 46 percent of unrestrained fatalities occurred between the hours of 6pm and 3am.

Innovative strategies and funding to address this area should focus on statewide enforcement, educational and media efforts during key times of the day that will focus on high risk populations ensuring that attitudinal survey results are considered in media and enforcement planning.

Measure B-1: Increase statewide observed seat belt use of front seat outboard occupants in passenger vehicles 3 percent from the 2013 calendar year base usage rate of 79.7 percent to 82.1 percent by year 2015.

	Baseline Data					2015 Target
	2009	2010	2011	2012	2013	
<b>Observed Seat Belt Use Rate Survey</b>	82.3	80.5	81.8	78.3	79.7	82.1



Justification: Virginia conducted trend analyses using actual data, 3-year and 5-year moving averages. Virginia selected annual usage rate trend line (3 percent increase) in seat belt use rate as a more achievable target than the 3-year or 5-year moving averages.

## Strategies

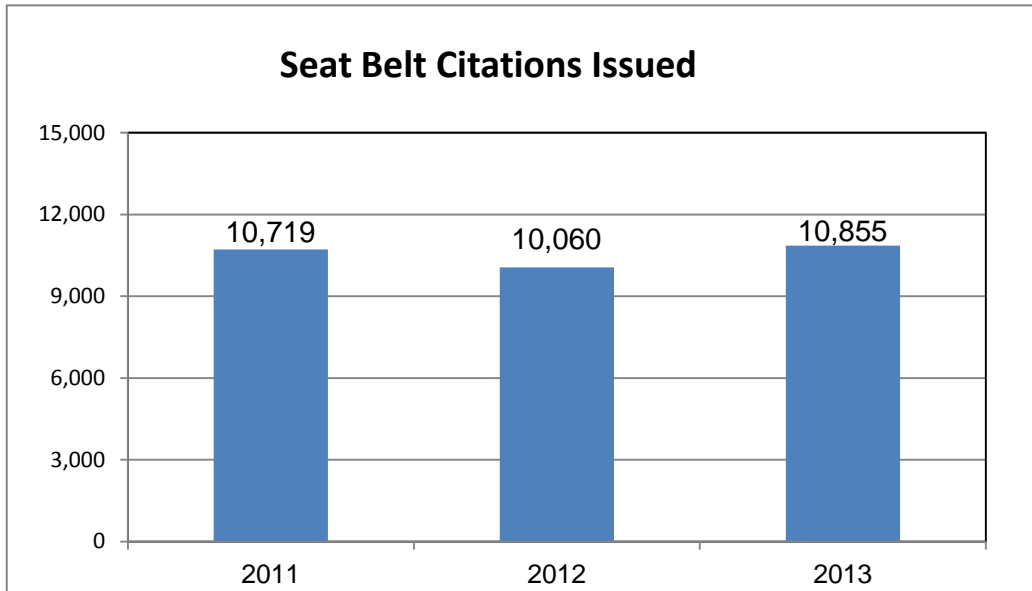
1. Conduct an observational survey to determine use of seat belts for front seat occupants in 2015 and provide results to NHTSA by March 1, 2016.
2. Conduct an attitudinal, telephone survey that will include questions regarding seat belt use, impaired driving and speeding in 2015.

### Observational Seat Belt Use Survey: Budget Summary

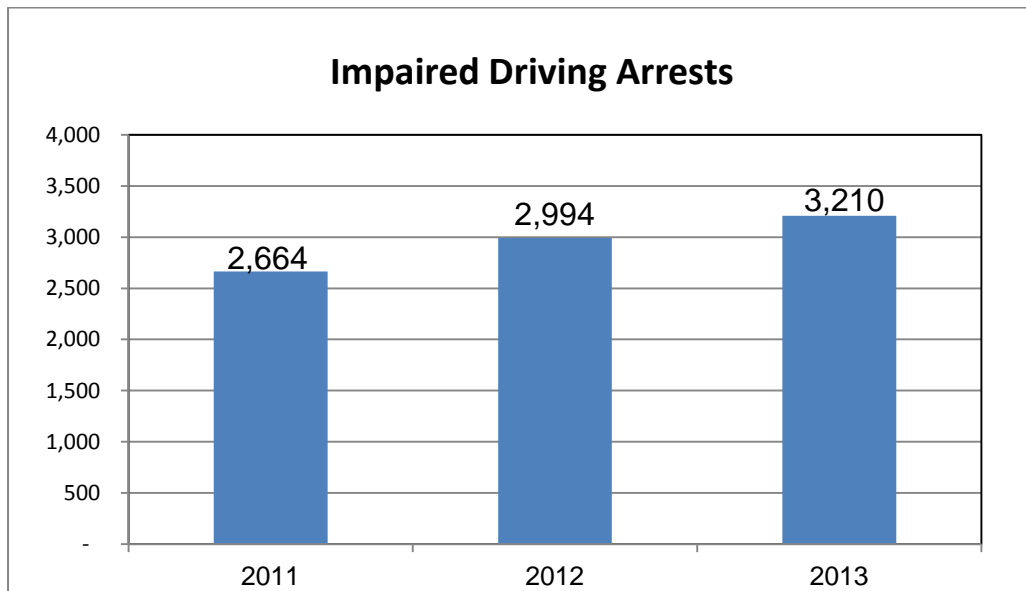
Program Area	Project Focus	Budget	Funding Source
<b>M2OP</b>	Occupant Protection Programs: Day & Night to Reduce Unrestrained Fatalities	\$178,104.00	405b Occupant Protection Low-MAP 21
<b>M2OP</b>	Virginia Seat Belt and CORE Survey 2015	\$179,791.00	405b Occupant Protection Low-MAP 21
<b>Total All funds</b>		<b>\$357,895.00</b>	

## Activity Measures (Grant Funded)

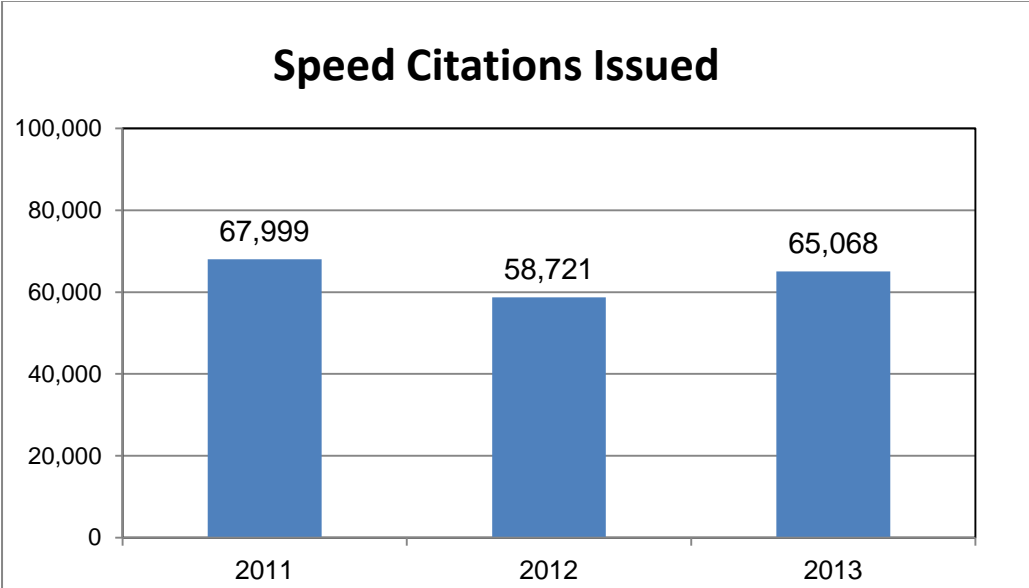
Virginia's law enforcement conducts statewide seat belt enforcement initiatives to help increase the seat belt usage rate in Virginia. During grant funded enforcement activities, there were 10,855 seat belt citations issued in 2013, an 8 percent increase from 2012 (10,060).



Virginia's law enforcement conducts statewide impaired driving enforcement initiatives that include saturation patrols and DUI checkpoints to decrease impaired driving. During grant funded enforcement activities, there were 3,210 impaired driving arrests made in 2013, a 7 percent increase from 2012 (2,994).



Virginia’s law enforcement conducts statewide speed enforcement initiatives that focus on reducing speed violations on Virginia’s roadways. During grant funded enforcement activities, there were 65,068 speeding citations issued in 2013, an 11 percent increase from 2012 (58,721).



## **Media Plan for FY2015**

Paid advertising will be purchased in conjunction with a series of high profile enforcement activities. Previous campaigns have proven that effectiveness is improved when advertising coincides with increased law enforcement activities. The advertising methods will include TV, cable TV, radio, social media and other approved channels. Advertising will support a variety of information and education efforts such as safety belt use, DUI prevention, older driver issues and motorcycle safety.

### **Click It or Ticket-May Mobilization**

The media plan will follow NHTSA's guidelines. Advertising will be purchased statewide to support high visibility enforcement to increase seat belt use in Virginia. The primary target will be men ages 18 to 34 with additional emphasis on pick-up drivers; both populations have the lowest belt use rate. To reach this audience, late night TV, sports rotations and targeted cable TV advertising will receive the majority of the focus, while radio, social media and movie theaters will also be used. While the exposure is statewide, high-risk counties will receive additional impact.

The purpose of the advertising will be to inform the public that law enforcement will be out strictly enforcing all traffic laws, with a particular emphasis on seat belt and child safety seat laws.

PROJECTED FUNDING: \$350,000

### **Click It or Ticket-November Mini-mobilization:**

Similar to the May Click It or Ticket mobilization, the media plan will follow NHTSA's guidelines. Advertising will be purchased statewide to support high visibility enforcement to increase seat belt use in Virginia. The primary target will be men ages 18 to 34 with additional emphasis on pick-up drivers; both populations have the lowest belt use rate. The campaign will precede the Thanksgiving holiday driving period and extend through the holiday period, which includes some of the highest traffic volumes of the year.

The purpose will be to remind the public that law enforcement will be patrolling to make sure that all vehicle occupants are buckled up and obeying all traffic laws.

PROJECTED FUNDING: \$165,000

### **Nighttime Unrestrained Fatality Reduction:**

A pilot nighttime enforcement and media campaign with the City of Chesapeake, Henrico County and NHTSA will continue. This program takes a data driven approach to lowering the incident of unrestrained fatalities at night as the result of speed/DUI.

The media plan will follow NHTSA's guidelines and the distribution channels will include TV, cable TV, movie theatres, billboards and social media, but may include other forms. The "Day & Night" message will run in Henrico at an approximate level, timeline and in similar media as the previous campaign in Chesapeake. The primary target will be men ages 18 to 34.

PROJECTED FUNDING: \$35,500

### **Checkpoint Strikeforce/Drive Sober or Get Pulled Over:**

This DUI prevention advertising campaign will be statewide and will inform citizens that there will be high visibility enforcement including DUI checkpoints and saturation patrols from summer through New Year's Day.

The media plan will follow NHTSA's guidelines and will target on 21- to 34-year-old men, slightly older men, all adults and some Spanish-speaking individuals.

Advertising purchased will run on TV/cable, radio and social media.

PROJECTED FUNDING: \$1,132,310.00

**DUI Prevention:**

Advertising will be targeted during high-alcohol-use time periods including the Super Bowl, St. Patrick's Day, Cinco De Mayo, Memorial Day and Fourth of July. Social norming messages such as using a designated driver and being aware of impaired pedestrians will be used.

The media plan will follow NHTSA's guidelines and will target on 21- to 34-year-old men, who are at greatest risk for a DUI-related crash.

The media plan will focus on TV, cable TV, radio and social media.

PROJECTED FUNDING: \$249,500.00

**Motorcycle Safety:**

Motorcyclists will be the target of this campaign and will include a TV spot that encourages using good judgment while riding.

The media plan will follow NHTSA's guidelines and will target 21- to 54-year-old men who ride Sport and Cruiser bikes.

Advertising channels will include a combination of TV/cable, radio, movie theaters and social media.

PROJECTED FUNDING: 2010=\$80,000.00

**Motorcycle Awareness:**

Vehicle drivers will be the target of this campaign and will include spots focusing on sharing the road with motorcycles, and being aware of motorcyclists when the weather begins to get warm.

The media plan will follow NHTSA's guidelines and will target vehicle drivers of all ages.

Advertising channels will include a combination of TV/cable, radio, movie theaters and social media.

PROJECTED FUNDING: 402 MAP 21=\$80,000.00

# Appendix A

## Highway Safety Plan Cost Summary (217)

State: Virginia

U.S. Department of Transportation National Highway Traffic Safety Administration  
 Highway Safety Plan Cost Summary  
 2015-HSP-1  
 For Approval

Page: 1  
 Report Date: 06/04/2014

Program Area	Project	Description	Prior Approved Program Funds	State Funds	Previous Bal.	Incr/(Decre)	Current Balance	Share to Local
<b>NHTSA</b>								
<b>NHTSA 402</b>								
<b>Planning and Administration</b>								
	PA-2015-00-00-00		\$0.00	\$39,000.00	\$0.00	\$39,000.00	\$39,000.00	\$0.00
<b>Planning and Administration Total</b>			<b>\$0.00</b>	<b>\$39,000.00</b>	<b>\$0.00</b>	<b>\$39,000.00</b>	<b>\$39,000.00</b>	<b>\$0.00</b>
<b>Alcohol</b>								
	AL-2015-00-00-00		\$0.00	\$20,040.93	\$0.00	\$80,163.71	\$80,163.71	\$80,163.71
<b>Alcohol Total</b>			<b>\$0.00</b>	<b>\$20,040.93</b>	<b>\$0.00</b>	<b>\$80,163.71</b>	<b>\$80,163.71</b>	<b>\$80,163.71</b>
<b>Motorcycle Safety</b>								
	MC-2015-00-00-00		\$0.00	\$119,814.04	\$0.00	\$479,256.14	\$479,256.14	\$479,256.14
<b>Motorcycle Safety Total</b>			<b>\$0.00</b>	<b>\$119,814.04</b>	<b>\$0.00</b>	<b>\$479,256.14</b>	<b>\$479,256.14</b>	<b>\$479,256.14</b>
<b>Occupant Protection</b>								
	OP-2015-00-00-00		\$0.00	\$406,440.43	\$0.00	\$1,625,761.70	\$1,625,761.70	\$1,625,761.70
<b>Occupant Protection Total</b>			<b>\$0.00</b>	<b>\$406,440.43</b>	<b>\$0.00</b>	<b>\$1,625,761.70</b>	<b>\$1,625,761.70</b>	<b>\$1,625,761.70</b>
<b>Pedestrian/Bicycle Safety</b>								
	PS-2015-00-00-00		\$0.00	\$112,408.44	\$0.00	\$449,633.76	\$449,633.76	\$449,633.76
<b>Pedestrian/Bicycle Safety Total</b>			<b>\$0.00</b>	<b>\$112,408.44</b>	<b>\$0.00</b>	<b>\$449,633.76</b>	<b>\$449,633.76</b>	<b>\$449,633.76</b>
<b>Police Traffic Services</b>								
	PT-2015-00-00-00		\$0.00	\$167,458.08	\$0.00	\$669,832.30	\$669,832.30	\$669,832.30
<b>Police Traffic Services Total</b>			<b>\$0.00</b>	<b>\$167,458.08</b>	<b>\$0.00</b>	<b>\$669,832.30</b>	<b>\$669,832.30</b>	<b>\$669,832.30</b>
<b>Traffic Records</b>								
	TR-2015-00-00-00		\$0.00	\$109,155.13	\$0.00	\$436,620.52	\$436,620.52	\$436,620.52
<b>Traffic Records Total</b>			<b>\$0.00</b>	<b>\$109,155.13</b>	<b>\$0.00</b>	<b>\$436,620.52</b>	<b>\$436,620.52</b>	<b>\$436,620.52</b>
<b>Community Traffic Safety Project</b>								
	CP-2015-00-00-00		\$0.00	\$154,050.29	\$0.00	\$616,201.17	\$616,201.17	\$616,201.17

**U.S. Department of Transportation National Highway Traffic Safety Administration  
Highway Safety Plan Cost Summary  
2015-HSP-1**

For Approval

Program Area	Project	Description	Prior Approved Program Funds	State Funds	Previous Bal.	Incre/(Decre)	Current Balance	Share to Local
<b>Community Traffic Safety Project Total</b>			<b>\$0.00</b>	<b>\$154,050.29</b>	<b>\$0.00</b>	<b>\$616,201.17</b>	<b>\$616,201.17</b>	<b>\$616,201.17</b>
<i>Driver Education</i>								
	DE-2015-00-00-00		\$0.00	\$287,989.10	\$0.00	\$1,151,956.41	\$1,151,956.41	\$1,151,956.41
<b>Driver Education Total</b>			<b>\$0.00</b>	<b>\$287,989.10</b>	<b>\$0.00</b>	<b>\$1,151,956.41</b>	<b>\$1,151,956.41</b>	<b>\$1,151,956.41</b>
<i>Roadway Safety</i>								
	RS-2015-00-00-00		\$0.00	\$77,857.60	\$0.00	\$311,430.41	\$311,430.41	\$311,430.41
<b>Roadway Safety Total</b>			<b>\$0.00</b>	<b>\$77,857.60</b>	<b>\$0.00</b>	<b>\$311,430.41</b>	<b>\$311,430.41</b>	<b>\$311,430.41</b>
<i>Speed Management</i>								
	SC-2015-00-00-00		\$0.00	\$1,267,301.00	\$0.00	\$5,069,204.00	\$5,069,204.00	\$5,069,204.00
<b>Speed Management Total</b>			<b>\$0.00</b>	<b>\$1,267,301.00</b>	<b>\$0.00</b>	<b>\$5,069,204.00</b>	<b>\$5,069,204.00</b>	<b>\$5,069,204.00</b>
<b>NHTSA 402 Total</b>			<b>\$0.00</b>	<b>\$2,761,515.04</b>	<b>\$0.00</b>	<b>\$10,929,060.12</b>	<b>\$10,929,060.12</b>	<b>\$10,890,060.12</b>
<i>408 Data Program SAFETEA-LU</i>								
<i>408 Data Program Incentive</i>								
	K9-2015-00-00-00		\$0.00	\$61,133.82	\$0.00	\$244,535.27	\$244,535.27	\$0.00
<b>408 Data Program Incentive Total</b>			<b>\$0.00</b>	<b>\$61,133.82</b>	<b>\$0.00</b>	<b>\$244,535.27</b>	<b>\$244,535.27</b>	<b>\$0.00</b>
<b>408 Data Program SAFETEA-LU Total</b>			<b>\$0.00</b>	<b>\$61,133.82</b>	<b>\$0.00</b>	<b>\$244,535.27</b>	<b>\$244,535.27</b>	<b>\$0.00</b>
<i>410 Alcohol SAFETEA-LU</i>								
<i>410 Alcohol SAFETEA-LU</i>								
	K8-2015-00-00-00		\$0.00	\$7,874,004.17	\$0.00	\$10,498,672.23	\$10,498,672.23	\$0.00
<b>410 Alcohol SAFETEA-LU Total</b>			<b>\$0.00</b>	<b>\$7,874,004.17</b>	<b>\$0.00</b>	<b>\$10,498,672.23</b>	<b>\$10,498,672.23</b>	<b>\$0.00</b>
<b>410 Alcohol SAFETEA-LU Total</b>			<b>\$0.00</b>	<b>\$7,874,004.17</b>	<b>\$0.00</b>	<b>\$10,498,672.23</b>	<b>\$10,498,672.23</b>	<b>\$0.00</b>
<i>2010 Motorcycle Safety</i>								
<i>2010 Motorcycle Safety Incentive</i>								
	K6-2015-00-00-00		\$0.00	\$0.00	\$0.00	\$273,052.51	\$273,052.51	\$0.00



U.S. Department of Transportation National Highway Traffic Safety Administration  
 Highway Safety Plan Cost Summary  
 2015-HSP-1  
 For Approval

State: Virginia

Page: 3  
 Report Date: 06/04/2014

Program Area	Project	Description	Prior Approved Program Funds	State Funds	Previous Bal.	Incr/(Decre)	Current Balance	Share to Local
<b>2010 Motorcycle Safety Incentive Total</b>			\$0.00	\$0.00	\$0.00	\$273,052.51	\$273,052.51	\$0.00
<b>2010 Motorcycle Safety Total</b>			\$0.00	\$0.00	\$0.00	\$273,052.51	\$273,052.51	\$0.00
<b>2011 Child Seats</b>								
<b>2011 Child Seat Incentive</b>								
	K3-2015-00-00-00		\$0.00	\$422,227.93	\$0.00	\$844,455.85	\$844,455.85	\$0.00
<b>2011 Child Seat Incentive Total</b>			\$0.00	\$422,227.93	\$0.00	\$844,455.85	\$844,455.85	\$0.00
<b>2011 Child Seats Total</b>			\$0.00	\$422,227.93	\$0.00	\$844,455.85	\$844,455.85	\$0.00
<b>154 Transfer Funds</b>								
<b>154 Planning and Administration</b>								
	154PA-2015-00-00-00		\$0.00	\$0.00	\$0.00	\$815,408.97	\$815,408.97	\$0.00
<b>154 Planning and Administration Total</b>			\$0.00	\$0.00	\$0.00	\$815,408.97	\$815,408.97	\$0.00
<b>154 Alcohol</b>								
	154AL-2015-00-00-00		\$0.00	\$0.00	\$0.00	\$42,852,381.98	\$42,852,381.98	\$42,852,381.98
<b>154 Alcohol Total</b>			\$0.00	\$0.00	\$0.00	\$42,852,381.98	\$42,852,381.98	\$42,852,381.98
<b>154 Hazard Elimination</b>								
	154HE-2015-00-00-00		\$0.00	\$0.00	\$0.00	\$37,034,994.44	\$37,034,994.44	\$0.00
<b>154 Hazard Elimination Total</b>			\$0.00	\$0.00	\$0.00	\$37,034,994.44	\$37,034,994.44	\$0.00
<b>154 Transfer Funds Total</b>			\$0.00	\$0.00	\$0.00	\$80,702,785.39	\$80,702,785.39	\$42,852,381.98
<b>MAP 21 405b OP Low</b>								
<b>405b Low HVE</b>								
	M2HVE-2015-00-00-00		\$0.00	\$473,837.99	\$0.00	\$1,895,351.94	\$1,895,351.94	\$0.00
<b>405b Low HVE Total</b>			\$0.00	\$473,837.99	\$0.00	\$1,895,351.94	\$1,895,351.94	\$0.00
<b>405b Low Training</b>								
	M2TR-2015-00-00-00		\$0.00	\$24,925.00	\$0.00	\$99,700.00	\$99,700.00	\$0.00

**U.S. Department of Transportation National Highway Traffic Safety Administration  
Highway Safety Plan Cost Summary  
2015-HSP-1  
For Approval**

Program Area	Project	Description	Prior Approved Program Funds	State Funds	Previous Bal.	Incr/(Decre)	Current Balance	Share to Local
<b>405b Low Training Total</b>			<b>\$0.00</b>	<b>\$24,925.00</b>	<b>\$0.00</b>	<b>\$99,700.00</b>	<b>\$99,700.00</b>	<b>\$0.00</b>
<b>405b Low Public Education</b>								
	M2PE-2015-00-00-00		\$0.00	\$128,485.19	\$0.00	\$513,940.77	\$513,940.77	\$0.00
<b>405b Low Public Education Total</b>			<b>\$0.00</b>	<b>\$128,485.19</b>	<b>\$0.00</b>	<b>\$513,940.77</b>	<b>\$513,940.77</b>	<b>\$0.00</b>
<b>405b Low OP Information System</b>								
	M2OP-2015-00-00-00		\$0.00	\$186,609.29	\$0.00	\$746,437.14	\$746,437.14	\$0.00
<b>405b Low OP Information System Total</b>			<b>\$0.00</b>	<b>\$186,609.29</b>	<b>\$0.00</b>	<b>\$746,437.14</b>	<b>\$746,437.14</b>	<b>\$0.00</b>
<b>MAP 21 405b OP Low Total</b>			<b>\$0.00</b>	<b>\$813,857.47</b>	<b>\$0.00</b>	<b>\$3,255,429.85</b>	<b>\$3,255,429.85</b>	<b>\$0.00</b>
<b>MAP 21 405c Data Program</b>								
<b>405c Data Program</b>								
	M3DA-2015-00-00-00		\$0.00	\$707,542.85	\$0.00	\$2,830,171.41	\$2,830,171.41	\$0.00
<b>405c Data Program Total</b>			<b>\$0.00</b>	<b>\$707,542.85</b>	<b>\$0.00</b>	<b>\$2,830,171.41</b>	<b>\$2,830,171.41</b>	<b>\$0.00</b>
<b>MAP 21 405c Data Program Total</b>			<b>\$0.00</b>	<b>\$707,542.85</b>	<b>\$0.00</b>	<b>\$2,830,171.41</b>	<b>\$2,830,171.41</b>	<b>\$0.00</b>
<b>MAP 21 405d Impaired Driving Low</b>								
<b>405d Low Other Based on Problem ID</b>								
	M6OT-2015-00-00-00		\$0.00	\$1,561,909.80	\$0.00	\$6,247,639.19	\$6,247,639.19	\$0.00
<b>405d Low Other Based on Problem ID Total</b>			<b>\$0.00</b>	<b>\$1,561,909.80</b>	<b>\$0.00</b>	<b>\$6,247,639.19</b>	<b>\$6,247,639.19</b>	<b>\$0.00</b>
<b>MAP 21 405d Impaired Driving Low Total</b>			<b>\$0.00</b>	<b>\$1,561,909.80</b>	<b>\$0.00</b>	<b>\$6,247,639.19</b>	<b>\$6,247,639.19</b>	<b>\$0.00</b>
<b>MAP 21 405f Motorcycle Programs</b>								
<b>405f Motorcyclist Training</b>								
	M9MT-2015-00-00-00		\$0.00	\$99,658.47	\$0.00	\$398,633.88	\$398,633.88	\$0.00
<b>405f Motorcyclist Training Total</b>			<b>\$0.00</b>	<b>\$99,658.47</b>	<b>\$0.00</b>	<b>\$398,633.88</b>	<b>\$398,633.88</b>	<b>\$0.00</b>
<b>MAP 21 405f Motorcycle Programs Total</b>			<b>\$0.00</b>	<b>\$99,658.47</b>	<b>\$0.00</b>	<b>\$398,633.88</b>	<b>\$398,633.88</b>	<b>\$0.00</b>
<b>NHTSA Total</b>			<b>\$0.00</b>	<b>\$14,301,849.55</b>	<b>\$0.00</b>	<b>\$116,224,435.70</b>	<b>\$116,224,435.70</b>	<b>\$53,742,442.10</b>
<b>Total</b>			<b>\$0.00</b>	<b>\$14,301,849.55</b>	<b>\$0.00</b>	<b>\$116,224,435.70</b>	<b>\$116,224,435.70</b>	<b>\$53,742,442.10</b>

The VAHSO requires grantees to provide matching funds to their federal highway safety grant (in-kind or hard dollar) to further support the project and program implemented. Personnel provided, equipment purchased, fuel and maintenance costs absorbed, utility fees, office space provided, and volunteer hours are just a few examples. These matching costs are in addition to the required state match for the grant programs.

**Appendix B**  
**Cumulative Listing and Distribution**  
**FY 2015 Grants Awarded**

<b>Sub Grantee Name</b>	<b>Project Title</b>	<b>Project Number</b>	<b>Amount Approved</b>
Accomack County	Selective Enforcement - Alcohol	154AL-2015-55298-6037	\$20,840.00
Amelia County	Selective Enforcement - Alcohol	154AL-2015-55288-6027	\$10,993.00
Amherst County	Selective Enforcement - Alcohol	154AL-2015-55015-5754	\$16,200.00
Appomattox County	Selective Enforcement - Alcohol	154AL-2015-55275-6014	\$13,688.00
Arlington County	Selective Enforcement - Alcohol	154AL-2015-55172-5911	\$13,400.00
Ashland Town	Selective Enforcement - Alcohol	154AL-2015-55374-6113	\$8,900.00
Augusta County	Selective Enforcement - Alcohol	154AL-2015-55093-5832	\$33,040.00
Bedford County	Selective Enforcement - Alcohol	154AL-2015-55186-5925	\$23,393.00
Bedford Town	Selective Enforcement - Alcohol	154AL-2015-55417-6156	\$10,715.00
Big Stone Gap Town	Selective Enforcement - Alcohol	154AL-2015-55384-6123	\$13,800.00
Blackstone Town	Selective Enforcement - Alcohol	154AL-2015-55261-6000	\$5,240.00
Bluefield Town	Selective Enforcement - Alcohol	154AL-2015-55311-6050	\$13,645.00
Botetourt County	Selective Enforcement - Alcohol	154AL-2015-55017-5756	\$21,000.00
Bristol City	Selective Enforcement - Alcohol	154AL-2015-55391-6130	\$49,798.00
Brunswick County	Selective Enforcement - Alcohol	154AL-2015-55154-5893	\$4,865.00
Buckingham County	Selective Enforcement - Alcohol	154AL-2015-55183-5922	\$17,500.00
Buena Vista City	Selective Enforcement - Alcohol	154AL-2015-55283-6022	\$8,600.00
Campbell County	Selective Enforcement - Alcohol	154AL-2015-55137-5876	\$11,300.00
Charlotte County	Selective Enforcement - Alcohol	154AL-2015-55202-5941	\$14,800.00
Charlottesville City	Selective Enforcement - Alcohol	154AL-2015-55363-6102	\$16,076.00
Chesapeake City	Selective Enforcement - Alcohol	154AL-2015-55105-5844	\$34,680.00
Chesterfield County	Selective Enforcement - Alcohol	154AL-2015-55110-5849	\$145,475.00
Chilhowie Town	Selective Enforcement - Alcohol	154AL-2015-55193-5932	\$8,250.00
Clarke County	Selective Enforcement - Alcohol	154AL-2015-55031-5770	\$8,625.00
Coeburn Town	Selective Enforcement - Alcohol	154AL-2015-55103-5842	\$10,694.00
Colonial Heights City	Selective Enforcement - Alcohol	154AL-2015-55088-5827	\$6,600.00
Covington City	Selective Enforcement - Alcohol	154AL-2015-55081-5820	\$5,664.00

Craig County	Selective Enforcement - Alcohol	154AL-2015-55390-6129	\$11,200.00
Culpeper County	Selective Enforcement - Alcohol	154AL-2015-55398-6137	\$23,310.00
Damascus Town	Selective Enforcement - Alcohol	154AL-2015-55424-6163	\$5,750.00
Dinwiddie County	Selective Enforcement - Alcohol	154AL-2015-55284-6023	\$11,655.00
Drive Safe Hampton Roads	Survive the Drive	154AL-2015-55329-6068	\$17,504.00
Fairfax City	Selective Enforcement - Alcohol	154AL-2015-55122-5861	\$20,100.00
Falls Church City	Selective Enforcement - Alcohol	154AL-2015-55408-6147	\$5,580.00
Floyd County	Selective Enforcement - Alcohol	154AL-2015-55050-5789	\$15,688.00
Fluvanna County	Selective Enforcement - Alcohol	154AL-2015-55352-6091	\$11,400.00
Franklin County	Selective Enforcement - Alcohol	154AL-2015-55141-5880	\$22,150.00
Frederick County	Selective Enforcement - Alcohol	154AL-2015-55175-5914	\$33,347.00
Gate City Town	Selective Enforcement - Alcohol	154AL-2015-55224-5963	\$7,950.00
Goochland County	Selective Enforcement - Alcohol	154AL-2015-55035-5774	\$16,525.00
Grayson County	Selective Enforcement - Alcohol	154AL-2015-55013-5752	\$12,550.00
Halifax County	Selective Enforcement - Alcohol	154AL-2015-55393-6132	\$8,404.00
Hanover County	Selective Enforcement - Alcohol	154AL-2015-55263-6002	\$66,064.00
Harrisonburg City	Selective Enforcement - Alcohol	154AL-2015-55155-5894	\$24,675.00
Haymarket Town	Selective Enforcement - Alcohol	154AL-2015-55097-5836	\$3,600.00
Henrico County	Selective Enforcement - Alcohol	154AL-2015-55231-5970	\$194,212.00
Henry County	Selective Enforcement - Alcohol	154AL-2015-55106-5845	\$20,064.00
Herndon Town	Selective Enforcement - Alcohol	154AL-2015-55150-5889	\$28,600.00
Isle of Wight County	Selective Enforcement - Alcohol	154AL-2015-55362-6101	\$32,101.00
James City County	Selective Enforcement - Alcohol	154AL-2015-55281-6020	\$23,164.00
King George County	Selective Enforcement - Alcohol	154AL-2015-55129-5868	\$15,120.00
Lawrenceville Town	Selective Enforcement - Alcohol	154AL-2015-55296-6035	\$7,035.00
Lee County	Selective Enforcement - Alcohol	154AL-2015-55201-5940	\$13,750.00
Lexington City	Selective Enforcement - Alcohol	154AL-2015-55037-5776	\$9,500.00
Louisa County	Selective Enforcement - Alcohol	154AL-2015-55168-5907	\$18,598.00
Marion Town	Selective Enforcement - Alcohol	154AL-2015-55413-6152	\$14,750.00
Mathews County	Selective Enforcement - Alcohol	154AL-2015-55206-5945	\$14,080.00
Mecklenburg County	Selective Enforcement - Alcohol	154AL-2015-55074-5813	\$21,920.00

Middlesex County	Selective Enforcement - Alcohol	154AL-2015-55016-5755	\$4,500.00
Montgomery County	Selective Enforcement - Alcohol	154AL-2015-55019-5758	\$14,184.00
Narrows Town	Selective Enforcement - Alcohol	154AL-2015-55167-5906	\$11,400.00
Nelson County	Selective Enforcement - Alcohol	154AL-2015-55242-5981	\$12,395.00
New Kent County	Selective Enforcement - Alcohol	154AL-2015-55044-5783	\$28,300.00
Newport News City	Selective Enforcement - Alcohol	154AL-2015-55126-5865	\$57,297.00
Norfolk City	Selective Enforcement - Alcohol	154AL-2015-55073-5812	\$39,360.00
Northampton County	Selective Enforcement - Alcohol	154AL-2015-55076-5815	\$15,042.00
Northumberland County	Selective Enforcement - Alcohol	154AL-2015-55371-6110	\$6,400.00
Norton City	Selective Enforcement - Alcohol	154AL-2015-55058-5797	\$15,750.00
Page County	Selective Enforcement - Alcohol	154AL-2015-55057-5796	\$8,060.00
Pennington Gap Town	Selective Enforcement - Alcohol	154AL-2015-55004-5743	\$5,750.00
Petersburg City	Selective Enforcement - Alcohol	154AL-2015-55290-6029	\$55,795.00
Poquoson City	Selective Enforcement - Alcohol	154AL-2015-55084-5823	\$6,954.00
Portsmouth City	Selective Enforcement - Alcohol	154AL-2015-55054-5793	\$42,221.00
Prince George County	Selective Enforcement - Alcohol	154AL-2015-55354-6093	\$6,900.00
Prince William County	Selective Enforcement - Alcohol	154AL-2015-55092-5831	\$147,550.00
Pulaski County	Selective Enforcement - Alcohol	154AL-2015-55042-5781	\$21,240.00
Radford City	Selective Enforcement - Alcohol	154AL-2015-55002-5741	\$9,625.00
Richlands Town	Selective Enforcement - Alcohol	154AL-2015-55198-5937	\$16,938.00
Richmond City	Selective Enforcement - Alcohol	154AL-2015-55120-5859	\$63,200.00
Richmond County	Selective Enforcement - Alcohol	154AL-2015-55144-5883	\$15,400.00
Roanoke County	Selective Enforcement - Alcohol	154AL-2015-55237-5976	\$36,120.00
Rockbridge County	Selective Enforcement - Alcohol	154AL-2015-55333-6072	\$7,500.00
Rockingham County	Selective Enforcement - Alcohol	154AL-2015-55208-5947	\$34,110.00
Russell County	Selective Enforcement - Alcohol	154AL-2015-55273-6012	\$14,700.00
Saint Paul Town	Selective Enforcement - Alcohol	154AL-2015-55020-5759	\$8,550.00
Salem City	Selective Enforcement - Alcohol	154AL-2015-55007-5746	\$10,875.00
Saltville Town	Selective Enforcement - Alcohol	154AL-2015-55382-6121	\$5,000.00
Scott County	Selective Enforcement - Alcohol	154AL-2015-55421-6160	\$12,750.00
South Boston Town	Selective Enforcement - Alcohol	154AL-2015-55111-5850	\$10,330.00

Southampton County	Selective Enforcement - Alcohol	154AL-2015-55249-5988	\$9,469.00
Spotsylvania County	Selective Enforcement - Alcohol	154AL-2015-55027-5766	\$75,455.00
Stafford County	Selective Enforcement - Alcohol	154AL-2015-55005-5744	\$48,250.00
Stanley Town	Selective Enforcement - Alcohol	154AL-2015-55115-5854	\$5,200.00
Suffolk City	Selective Enforcement - Alcohol	154AL-2015-55316-6055	\$20,238.00
Supreme Court of Virginia	Alcohol-Impaired Driving Education Training for Substitute Judges	154AL-2015-55274-6013	\$92,101.00
Sussex County	Selective Enforcement - Alcohol	154AL-2015-55420-6159	\$6,555.00
Tappahannock Town	Selective Enforcement - Alcohol	154AL-2015-55359-6098	\$6,788.00
Tazewell Town	Selective Enforcement - Alcohol	154AL-2015-55014-5753	\$5,550.00
Virginia Association of Campus Law Enforcement Administrators	Campus Law Enforcement Outreach and DUI Prevention	154AL-2015-55325-6064	\$73,180.00
Virginia Beach City	Selective Enforcement - Alcohol	154AL-2015-55176-5915	\$64,232.00
Virginia Commonwealth University	Selective Enforcement - Alcohol	154AL-2015-55269-6008	\$16,910.00
Virginia Department of Alcohol & Beverage Control	Selective Enforcement - Alcohol	154AL-2015-55229-5968	\$99,600.00
Virginia Department of Criminal Justice Services	SFST Training Program	154AL-2015-55360-6099	\$68,241.00
Virginia Department of Motor Vehicles	Alcohol Mobile Application	154AL-2015-55259-5998	\$30,000.00
Virginia Department of Motor Vehicles	eSummons/DUI Offender/Ignition Interlock Tracking	154AL-2015-55128-5867	\$1,277,000.00
Virginia Department of Motor Vehicles	VAHSO Paid Media - Alcohol	154AL-2015-55156-5895	\$250,000.00
Virginia Department of State Police	Selective Enforcement - Alcohol	154AL-2015-55066-5805	\$1,489,794.00
Virginia Department of State Police	VSP/YOVASO - AL	154AL-2015-55433-6172	\$169,716.00
Washington County	Selective Enforcement - Alcohol	154AL-2015-55181-5920	\$17,550.00
West Point Town	Selective Enforcement - Alcohol	154AL-2015-55343-6082	\$9,750.00
Westmoreland County	Selective Enforcement - Alcohol	154AL-2015-55204-5943	\$26,700.00
Williamsburg City	Selective Enforcement - Alcohol	154AL-2015-55147-5886	\$12,000.00
Winchester City	Selective Enforcement - Alcohol	154AL-2015-55383-6122	\$26,875.00
Wise County	Selective Enforcement - Alcohol	154AL-2015-55318-6057	\$17,750.00
Woodstock Town	Selective Enforcement - Alcohol	154AL-2015-55239-5978	\$6,500.00
Washington Regional Alcohol Program	2014-2015 Virginia Checkpoint Strikeforce Campaign	154AL-2015-55158-5897	\$1,130,310.00
Wytheville Town	Selective Enforcement - Alcohol	154AL-2015-55327-6066	\$17,350.00
Berryville Town	Selective Enforcement -	AL-2015-55344-6083	\$4,375.00

	Alcohol		
Broadway Town	Selective Enforcement - Alcohol	AL-2015-55169-5908	\$3,000.00
Halifax Town	Selective Enforcement - Alcohol	AL-2015-55114-5853	\$8,700.00
Lynchburg City	Selective Enforcement - Alcohol	AL-2015-55052-5791	\$32,809.00
Drive Smart of Virginia	Safe Mobility of Virginia's Employees (SMOVE)	CP-2015-55216-5955	\$145,048.00
Virginia Department of Motor Vehicles	VAHSO Travel & Training	CP-2015-55023-5762	\$40,000.00
Department for Aging and Rehabilitative Services	Virginia GrandDriver: Mapping a Course for Mature Drivers	DE-2015-55373-6112	\$194,762.00
Eastern Virginia Medical School	Responsive Website Design for Dissemination of Booster, Tween, and Teen Programs	DE-2015-55171-5910	\$100,975.00
Mid-Atlantic Foundation for Safety	IDrive 2015	DE-2015-55300-6039	\$63,156.00
Prince William County	Partners for Safe Teen Driving	DE-2015-55253-5992	\$75,402.00
Virginia Department of Education	Parent Involvement	DE-2015-55410-6149	\$60,875.00
Virginia Department of Motor Vehicles	45-Parent/Teen Driving Guide	DE-2015-55227-5966	\$22,880.00
Virginia Trucking Association Foundation	Truck Safety Programs Coordinator	DE-2015-55299-6038	\$26,224.00
Children's Hospital/King's Daughters	Child Passenger Safety Program	K3-2015-55041-5780	\$21,162.00
Virginia Department of Health	Child Passenger Safety	K3-2015-55118-5857	\$268,009.00
Virginia Department of Motor Vehicles	VAHSO Paid Media-2010 Motorcycle Training	K6-2015-55162-5901	\$66,000.00
Albemarle County	Selective Enforcement - Alcohol	K8-2015-55335-6074	\$27,735.00
Alexandria City	Selective Enforcement - Alcohol	K8-2015-55320-6059	\$30,325.00
Alleghany County	Selective Enforcement - Alcohol	K8-2015-55264-6003	\$6,000.00
Altavista Town	Selective Enforcement - Alcohol	K8-2015-55182-5921	\$4,970.00
Blacksburg Town	Selective Enforcement - Alcohol	K8-2015-55414-6153	\$13,930.00
Brookneal Town	Selective Enforcement - Alcohol	K8-2015-55369-6108	\$4,480.00
Buchanan County	Selective Enforcement - Alcohol	K8-2015-55099-5838	\$22,135.00
Caroline County	Selective Enforcement - Alcohol	K8-2015-55104-5843	\$22,050.00
Chatham Town	Selective Enforcement - Alcohol	K8-2015-55314-6053	\$10,265.00
Christiansburg Town	Selective Enforcement - Alcohol	K8-2015-55303-6042	\$13,255.00
Commission on VASAP	Commission on VASAP Training Conference	K8-2015-55278-6017	\$75,450.00

Commonwealth Attorney's Services Council	TSRP, Advanced DUI, DUID	K8-2015-55346-6085	\$115,175.00
Cumberland County	Selective Enforcement - Alcohol	K8-2015-55341-6080	\$9,025.00
Danville City	Selective Enforcement - Alcohol	K8-2015-55308-6047	\$10,781.00
Dickenson County	Selective Enforcement - Alcohol	K8-2015-55075-5814	\$15,145.00
Drive Smart of Virginia	Impaired Driving Education and Outreach	K8-2015-55217-5956	\$60,646.00
Dublin Town	Selective Enforcement - Alcohol	K8-2015-55038-5777	\$5,250.00
Fairfax County	Selective Enforcement - Alcohol	K8-2015-55143-5882	\$195,200.00
Falls Church City	Selective Enforcement - Alcohol	K8-2015-55053-5792	\$5,600.00
Farmville Town	Selective Enforcement - Alcohol	K8-2015-55064-5803	\$14,256.00
Fauquier County	Selective Enforcement - Alcohol	K8-2015-55049-5788	\$40,000.00
Galax City	Selective Enforcement - Alcohol	K8-2015-55142-5881	\$20,000.00
Gloucester County	Selective Enforcement - Alcohol	K8-2015-55293-6032	\$14,650.00
Greene County	Selective Enforcement - Alcohol	K8-2015-55258-5997	\$6,000.00
Gretna Town	Selective Enforcement - Alcohol	K8-2015-55280-6019	\$4,540.00
Haysi Town	Selective Enforcement - Alcohol	K8-2015-55048-5787	\$9,289.00
Independence Town	Selective Enforcement - Alcohol	K8-2015-55243-5982	\$3,000.00
King and Queen County	Selective Enforcement - Alcohol	K8-2015-55386-6125	\$9,300.00
Lebanon Town	Selective Enforcement - Alcohol	K8-2015-55194-5933	\$10,915.00
Loudoun County	Selective Enforcement - Alcohol	K8-2015-55069-5808	\$19,840.00
Louisa Town	Selective Enforcement - Alcohol	K8-2015-55136-5875	\$6,090.00
Luray Town	Selective Enforcement - Alcohol	K8-2015-55244-5983	\$7,125.00
MADD	MADD - Impaired Driving Safety Countermeasures	K8-2015-55219-5958	\$188,545.00
Manassas Park City	Selective Enforcement - Alcohol	K8-2015-55248-5987	\$20,750.00
Martinsville City	Selective Enforcement - Alcohol	K8-2015-55221-5960	\$20,677.00
Patrick County	Selective Enforcement - Alcohol	K8-2015-55361-6100	\$7,850.00
Pearisburg Town	Selective Enforcement - Alcohol	K8-2015-55061-5800	\$6,300.00
Pittsylvania County	Selective Enforcement - Alcohol	K8-2015-55228-5967	\$27,800.00
Pound Town	Selective Enforcement - Alcohol	K8-2015-55179-5918	\$5,150.00
Powhatan County	Selective Enforcement - Alcohol	K8-2015-55246-5985	\$18,750.00
Prince Edward County	Selective Enforcement - Alcohol	K8-2015-55218-5957	\$12,990.00
Pulaski Town	Selective Enforcement - Alcohol	K8-2015-55301-6040	\$3,550.00



Remington Town	Selective Enforcement - Alcohol	K8-2015-55429-6168	\$3,500.00
Roanoke City	Selective Enforcement - Alcohol	K8-2015-55358-6097	\$24,390.00
Rocky Mount Town	Selective Enforcement - Alcohol	K8-2015-55380-6119	\$13,121.00
Smyth County	Selective Enforcement - Alcohol	K8-2015-55003-5742	\$1,400.00
Supreme Court of Virginia	Reducing Crashes, Injuries and Fatalities Due to Impaired Driving	K8-2015-55313-6052	\$106,000.00
Tazewell County	Selective Enforcement - Alcohol	K8-2015-55419-6158	\$12,350.00
University of Richmond	Selective Enforcement - Alcohol	K8-2015-55351-6090	\$7,125.00
Vienna Town	Selective Enforcement - Alcohol	K8-2015-55025-5764	\$25,760.00
Virginia Department of Forensic Science (DFS)	Virginia Breath Alcohol Training Program	K8-2015-55377-6116	\$190,761.00
Virginia Department of Motor Vehicles	Alcohol/Drug Countermeasures	K8-2015-55222-5961	\$26,000.00
Virginia Department of Motor Vehicles	Judicial Transportation Safety Conference	K8-2015-55026-5765	\$60,000.00
Warrenton Town	Selective Enforcement - Alcohol	K8-2015-55112-5851	\$6,375.00
Wise Town	Selective Enforcement - Alcohol	K8-2015-55394-6133	\$14,414.00
Washington Regional Alcohol Program	FY2015 Public Education and Information and Youth Outreach Programs	K8-2015-55101-5840	\$146,410.00
Wythe County	Selective Enforcement - Alcohol	K8-2015-55132-5871	\$12,984.00
York County	Selective Enforcement - Alcohol	K8-2015-55272-6011	\$34,406.00
Alleghany County	Selective Enforcement - Occupant Protection	M2HVE-2015-55268-6007	\$4,000.00
Amherst County	Selective Enforcement - Occupant Protection	M2HVE-2015-55091-5830	\$2,240.00
Arlington County	Selective Enforcement - Occupant Protection	M2HVE-2015-55209-5948	\$3,150.00
Ashland Town	Selective Enforcement - Occupant Protection	M2HVE-2015-55375-6114	\$3,150.00
Bedford Town	Selective Enforcement - Occupant Protection	M2HVE-2015-55307-6046	\$3,000.00
Blacksburg Town	Selective Enforcement - Occupant Protection	M2HVE-2015-55415-6154	\$2,800.00
Boykins Town	Selective Enforcement - Occupant Protection	M2HVE-2015-55125-5864	\$2,134.00
Campbell County	Selective Enforcement - Occupant Protection	M2HVE-2015-55145-5884	\$4,500.00
Chatham Town	Selective Enforcement - Occupant Protection	M2HVE-2015-55178-5917	\$2,000.00
Chesapeake City	Selective Enforcement - Occupant Protection	M2HVE-2015-55173-5912	\$13,464.00
Christiansburg Town	Selective Enforcement - Occupant Protection	M2HVE-2015-55188-5927	\$4,692.00
Craig County	Selective Enforcement - Occupant Protection	M2HVE-2015-55422-6161	\$4,000.00
Gloucester County	Selective Enforcement - Occupant Protection	M2HVE-2015-55309-6048	\$3,500.00
Gretna Town	Selective Enforcement -	M2HVE-2015-55364-6103	\$1,800.00

	Occupant Protection		
Henry County	Selective Enforcement - Occupant Protection	M2HVE-2015-55195-5934	\$7,072.00
Lexington City	Selective Enforcement - Occupant Protection	M2HVE-2015-55082-5821	\$3,500.00
Manassas Park City	Selective Enforcement - Occupant Protection	M2HVE-2015-55251-5990	\$3,000.00
Montgomery County	Selective Enforcement - Occupant Protection	M2HVE-2015-55065-5804	\$8,640.00
New Kent County	Selective Enforcement - Occupant Protection	M2HVE-2015-55072-5811	\$5,250.00
Norfolk State University	Selective Enforcement - Occupant Protection	M2HVE-2015-55080-5819	\$3,750.00
Old Dominion University Police	Selective Enforcement - Occupant Protection	M2HVE-2015-55165-5904	\$6,500.00
Onancock Town	Selective Enforcement - Occupant Protection	M2HVE-2015-55079-5818	\$5,493.00
Portsmouth City	Selective Enforcement - Occupant Protection	M2HVE-2015-55056-5795	\$6,958.00
Prince George County	Selective Enforcement - Occupant Protection	M2HVE-2015-55347-6086	\$3,150.00
Roanoke County	Selective Enforcement - Occupant Protection	M2HVE-2015-55276-6015	\$12,008.00
Salem City	Selective Enforcement - Occupant Protection	M2HVE-2015-55011-5750	\$4,375.00
Smithfield Town	Selective Enforcement - Occupant Protection	M2HVE-2015-55387-6126	\$2,250.00
South Boston Town	Selective Enforcement - Occupant Protection	M2HVE-2015-55205-5944	\$2,520.00
Stafford County	Selective Enforcement - Occupant Protection	M2HVE-2015-55157-5896	\$3,500.00
Suffolk City	Selective Enforcement - Occupant Protection	M2HVE-2015-55348-6087	\$2,472.00
Virginia Beach City	Selective Enforcement - Occupant Protection	M2HVE-2015-55170-5909	\$52,000.00
Virginia Department of State Police	Selective Enforcement - Occupant Protection	M2HVE-2015-55063-5802	\$120,794.00
Wythe County	Selective Enforcement - Occupant Protection	M2HVE-2015-55133-5872	\$3,500.00
Old Dominion University Research Foundation	Occupant Protection Programs: Day & Night to Reduce Unrestrained Fatalities	M2OP-2015-55238-5977	\$178,104.00
Old Dominion University Research Foundation	Virginia Seat Belt and CORE Survey 2015	M2OP-2015-55297-6036	\$179,791.00
Drive Smart of Virginia	Occupant Protection Education and Outreach	M2PE-2015-55215-5954	\$117,247.00
Virginia Department of Motor Vehicles	Occupant Protection for Children Training Program	M2TR-2015-55046-5785	\$99,700.00
Virginia Department of Motor Vehicles	Traffic Records - TRENDS (405)	M3DA-2015-55102-5841	\$977,500.00
Motorcycle Safety League of Virginia	Motorcycle Safety Awareness Training - 2010 Grant Funds	M9MT-2015-55397-6136	\$215,000.00
Motorcycle Safety League of Virginia	Motorcycle & Sidecar/trike Education	MC-2015-55430-6169	\$200,000.00

Richmond Ambulance Authority	Rider Alert	MC-2015-55292-6031	\$8,050.00
Virginia Department of Motor Vehicles	VAHSO Paid Media-402 Motorcycle Awareness	MC-2015-55160-5899	\$80,000.00
Accomack County	Selective Enforcement - Occupant Protection	OP-2015-55366-6105	\$3,000.00
Buckingham County	Selective Enforcement - Occupant Protection	OP-2015-55315-6054	\$17,500.00
Buena Vista City	Selective Enforcement - Occupant Protection	OP-2015-55291-6030	\$3,000.00
Drive Safe Hampton Roads	Occupant Protection	OP-2015-55412-6151	\$34,756.00
Franklin County	Selective Enforcement - Occupant Protection	OP-2015-55236-5975	\$2,500.00
Henrico County	Selective Enforcement - Occupant Protection	OP-2015-55232-5971	\$16,000.00
Richmond City	Selective Enforcement - Occupant Protection	OP-2015-55121-5860	\$7,000.00
Roanoke City	Selective Enforcement - Occupant Protection	OP-2015-55365-6104	\$4,800.00
Rockbridge County	Selective Enforcement - Occupant Protection	OP-2015-55334-6073	\$3,600.00
South Hill Town	Selective Enforcement - Occupant Protection	OP-2015-55043-5782	\$10,500.00
University of Richmond	Selective Enforcement - Occupant Protection	OP-2015-55356-6095	\$4,050.00
Virginia Department of Motor Vehicles	VAHSO Occupant Protection Media	OP-2015-55163-5902	\$573,000.00
Virginia Department of State Police	Buckle Up Safety Youth Educational Outreach	OP-2015-55431-6170	\$7,500.00
Virginia Department of State Police	VSP/YOVASO - OP	OP-2015-55432-6171	\$190,726.00
Arlington County	Selective Enforcement - Pedestrian/Bicycle	PS-2015-55257-5996	\$3,000.00
Fairfax County	Selective Enforcement - Pedestrian/Bicycle	PS-2015-55331-6070	\$10,500.00
Falls Church City	Selective Enforcement - Pedestrian/Bicycle	PS-2015-55409-6148	\$3,200.00
Metro Washington Council of Government	Street Smart Regional Pedestrian and Bicycle Safety Program	PS-2015-55230-5969	\$150,000.00
Northern Virginia Regional Commission	Bicycle and Pedestrian Safety Efforts: Sharing the Road in Virginia	PS-2015-55022-5761	\$49,811.00
Prince William County	Selective Enforcement - Pedestrian/Bicycle	PS-2015-55151-5890	\$6,750.00
Richmond City	Bike Walk RVA's Campaign for Bike & Pedestrian Safety	PS-2015-55323-6062	\$14,250.00
Richmond City	Selective Enforcement - Pedestrian/Bicycle	PS-2015-55108-5847	\$6,500.00
Virginia Association of Chiefs of Police	Law Enforcement Training and Resources	PT-2015-55324-6063	\$189,221.00
Virginia Department of Motor Vehicles	FY2015 Law Enforcement Liaisons	PT-2015-55425-6164	\$161,300.00
Virginia Beach City	Regional Training in Traffic Engineering	RS-2015-55199-5938	\$15,000.00
Virginia Department of Motor Vehicles	Crash Investigation & Reconstruction Program	RS-2015-55427-6166	\$74,000.00

Abingdon Town	Selective Enforcement - Speed	SC-2015-55187-5926	\$15,450.00
Albemarle County	Selective Enforcement - Speed	SC-2015-55247-5986	\$10,000.00
Albemarle County	Selective Enforcement - Speed	SC-2015-55345-6084	\$10,000.00
Alleghany County	Selective Enforcement - Speed	SC-2015-55266-6005	\$6,000.00
Altavista Town	Selective Enforcement - Speed	SC-2015-55185-5924	\$3,010.00
Amelia County	Selective Enforcement - Speed	SC-2015-55294-6033	\$18,976.00
Amherst County	Selective Enforcement - Speed	SC-2015-55109-5848	\$9,600.00
Arlington County	Selective Enforcement - Speed	SC-2015-55055-5794	\$7,625.00
Arlington County	Selective Enforcement - Speed	SC-2015-55184-5923	\$16,134.00
Ashland Town	Selective Enforcement - Speed	SC-2015-55376-6115	\$7,385.00
Bedford County	Selective Enforcement - Speed	SC-2015-55418-6157	\$10,400.00
Bedford Town	Selective Enforcement - Speed	SC-2015-55404-6143	\$3,000.00
Blacksburg Town	Selective Enforcement - Speed	SC-2015-55416-6155	\$7,000.00
Blackstone Town	Selective Enforcement - Speed	SC-2015-55260-5999	\$3,210.00
Bland County	Selective Enforcement - Speed	SC-2015-55349-6088	\$14,600.00
Botetourt County	Selective Enforcement - Speed	SC-2015-55018-5757	\$4,320.00
Boykins Town	Selective Enforcement - Speed	SC-2015-55124-5863	\$3,201.00
Campbell County	Selective Enforcement - Speed	SC-2015-55149-5888	\$12,000.00
Carroll County	Selective Enforcement - Speed	SC-2015-55040-5779	\$18,795.00
Charles City County	Selective Enforcement - Speed	SC-2015-55411-6150	\$13,500.00
Charlottesville City	Selective Enforcement - Speed	SC-2015-55379-6118	\$5,120.00
Chesterfield County	Selective Enforcement - Speed	SC-2015-55100-5839	\$60,272.00
Chincoteague Town	Selective Enforcement - Speed	SC-2015-55282-6021	\$7,758.00
Christiansburg Town	Selective Enforcement - Speed	SC-2015-55305-6044	\$13,050.00
Clarke County	Selective Enforcement - Speed	SC-2015-55030-5769	\$4,000.00
Clintwood Town	Selective Enforcement - Speed	SC-2015-55062-5801	\$8,450.00
Colonial Beach Town	Selective Enforcement - Speed	SC-2015-55077-5816	\$3,950.00
Courtland Town	Selective Enforcement - Speed	SC-2015-55330-6069	\$3,384.00
Covington City	Selective Enforcement - Speed	SC-2015-55385-6124	\$4,020.00
Crewe Town	Selective Enforcement - Speed	SC-2015-55405-6144	\$6,000.00
Culpeper Town	Selective Enforcement - Speed	SC-2015-55134-5873	\$7,500.00

Cumberland County	Selective Enforcement - Speed	SC-2015-55342-6081	\$9,000.00
Danville City	Selective Enforcement - Speed	SC-2015-55310-6049	\$12,732.00
Dayton Town	Selective Enforcement - Speed	SC-2015-55355-6094	\$5,000.00
Dublin Town	Selective Enforcement - Speed	SC-2015-55036-5775	\$3,750.00
Dumfries Town	Selective Enforcement - Speed	SC-2015-55289-6028	\$10,000.00
Essex County	Selective Enforcement - Speed	SC-2015-55060-5799	\$9,500.00
Exmore Town	Selective Enforcement - Speed	SC-2015-55265-6004	\$12,434.00
Fairfax County	Selective Enforcement - Speed	SC-2015-55287-6026	\$30,000.00
Falls Church City	Selective Enforcement - Speed	SC-2015-55407-6146	\$5,000.00
Falls Church City	Selective Enforcement - Speed	SC-2015-55047-5786	\$5,075.00
Farmville Town	Selective Enforcement - Speed	SC-2015-55095-5834	\$12,000.00
Franklin County	Selective Enforcement - Speed	SC-2015-55226-5965	\$10,000.00
Fredericksburg City	Selective Enforcement - Speed	SC-2015-55350-6089	\$21,875.00
Front Royal Town	Selective Enforcement - Speed	SC-2015-55340-6079	\$8,345.00
Giles County	Selective Enforcement - Speed	SC-2015-55203-5942	\$7,500.00
Gloucester County	Selective Enforcement - Speed	SC-2015-55306-6045	\$5,250.00
Goochland County	Selective Enforcement - Speed	SC-2015-55034-5773	\$21,286.00
Greene County	Selective Enforcement - Speed	SC-2015-55368-6107	\$6,000.00
Gretna Town	Selective Enforcement - Speed	SC-2015-55367-6106	\$2,400.00
Grundy Town	Selective Enforcement - Speed	SC-2015-55423-6162	\$9,150.00
Halifax County	Selective Enforcement - Speed	SC-2015-55392-6131	\$5,000.00
Hampton City	Selective Enforcement - Speed	SC-2015-55196-5935	\$45,000.00
Harrisonburg City	Selective Enforcement - Speed	SC-2015-55153-5892	\$10,000.00
Haymarket Town	Selective Enforcement - Speed	SC-2015-55094-5833	\$4,050.00
Henrico County	Selective Enforcement - Speed	SC-2015-55234-5973	\$40,000.00
Henry County	Selective Enforcement - Speed	SC-2015-55197-5936	\$13,600.00
Herndon Town	Selective Enforcement - Speed	SC-2015-55148-5887	\$14,850.00
Hillsville Town	Selective Enforcement - Speed	SC-2015-55012-5751	\$9,300.00
Hopewell City	Selective Enforcement - Speed	SC-2015-55225-5964	\$12,689.00
James City County	Selective Enforcement - Speed	SC-2015-55388-6127	\$19,404.00
Jonesville Town	Selective Enforcement - Speed	SC-2015-55220-5959	\$4,860.00

Kenbridge Town	Selective Enforcement - Speed	SC-2015-55406-6145	\$7,776.00
King George County	Selective Enforcement - Speed	SC-2015-55032-5771	\$9,600.00
King William County	Selective Enforcement - Speed	SC-2015-55051-5790	\$3,750.00
Loudoun County	Selective Enforcement - Speed	SC-2015-55087-5826	\$31,440.00
Louisa Town	Selective Enforcement - Speed	SC-2015-55098-5837	\$5,040.00
Lunenburg County	Selective Enforcement - Speed	SC-2015-55006-5745	\$16,610.00
Lynchburg City	Selective Enforcement - Speed	SC-2015-55190-5929	\$7,500.00
Madison County	Selective Enforcement - Speed	SC-2015-55326-6065	\$10,500.00
Manassas City	Selective Enforcement - Speed	SC-2015-55207-5946	\$18,718.00
Manassas Park City	Selective Enforcement - Speed	SC-2015-55250-5989	\$20,000.00
Mathews County	Selective Enforcement - Speed	SC-2015-55210-5949	\$3,000.00
Middletown Town	Selective Enforcement - Speed	SC-2015-55338-6077	\$3,000.00
Montgomery County	Selective Enforcement - Speed	SC-2015-55071-5810	\$15,120.00
Mount Jackson Town	Selective Enforcement - Speed	SC-2015-55200-5939	\$4,000.00
New Kent County	Selective Enforcement - Speed	SC-2015-55070-5809	\$10,500.00
New Market Town	Selective Enforcement - Speed	SC-2015-55381-6120	\$6,000.00
Norfolk City	Selective Enforcement - Speed	SC-2015-55096-5835	\$26,360.00
Northampton County	Selective Enforcement - Speed	SC-2015-55067-5806	\$7,500.00
Northumberland County	Selective Enforcement - Speed	SC-2015-55372-6111	\$5,100.00
Onley Town	Selective Enforcement - Speed	SC-2015-55256-5995	\$4,600.00
Orange County	Selective Enforcement - Speed	SC-2015-55353-6092	\$10,000.00
Page County	Selective Enforcement - Speed	SC-2015-55059-5798	\$7,940.00
Patrick County	Selective Enforcement - Speed	SC-2015-55395-6134	\$7,447.00
Pearisburg Town	Selective Enforcement - Speed	SC-2015-55139-5878	\$8,840.00
Pembroke Town	Selective Enforcement - Speed	SC-2015-55078-5817	\$8,750.00
Poquoson City	Selective Enforcement - Speed	SC-2015-55085-5824	\$6,094.00
Portsmouth City	Selective Enforcement - Speed	SC-2015-55161-5900	\$3,479.00
Powhatan County	Selective Enforcement - Speed	SC-2015-55286-6025	\$15,000.00
Prince Edward County	Selective Enforcement - Speed	SC-2015-55235-5974	\$4,020.00
Prince George County	Selective Enforcement - Speed	SC-2015-55357-6096	\$4,200.00
Prince William County	Selective Enforcement - Speed	SC-2015-55152-5891	\$18,000.00

Pulaski Town	Selective Enforcement - Speed	SC-2015-55321-6060	\$6,500.00
Rappahannock County	Selective Enforcement - Speed	SC-2015-55130-5869	\$10,000.00
Richmond City	Selective Enforcement - Speed	SC-2015-55123-5862	\$58,500.00
Richmond County	Selective Enforcement - Speed	SC-2015-55138-5877	\$9,000.00
Roanoke City	Selective Enforcement - Speed	SC-2015-55336-6075	\$13,440.00
Roanoke County	Selective Enforcement - Speed	SC-2015-55252-5991	\$30,000.00
Rockbridge County	Selective Enforcement - Speed	SC-2015-55332-6071	\$7,800.00
Salem City	Selective Enforcement - Speed	SC-2015-55010-5749	\$10,325.00
Shenandoah County	Selective Enforcement - Speed	SC-2015-55302-6041	\$25,000.00
Smithfield Town	Selective Enforcement - Speed	SC-2015-55400-6139	\$8,500.00
Smyth County	Selective Enforcement - Speed	SC-2015-55090-5829	\$10,799.00
Spotsylvania County	Selective Enforcement - Speed	SC-2015-55028-5767	\$48,807.00
Stafford County	Selective Enforcement - Speed	SC-2015-55146-5885	\$14,875.00
Stephens City Town	Selective Enforcement - Speed	SC-2015-55339-6078	\$4,500.00
Strasburg Town	Selective Enforcement - Speed	SC-2015-55213-5952	\$6,050.00
Tazewell Town	Selective Enforcement - Speed	SC-2015-55426-6165	\$5,280.00
Timberville Town	Selective Enforcement - Speed	SC-2015-55119-5858	\$3,000.00
Vienna Town	Selective Enforcement - Speed	SC-2015-55068-5807	\$16,800.00
Virginia Commonwealth University	Selective Enforcement - Speed	SC-2015-55270-6009	\$7,200.00
Virginia Department of State Police	Selective Enforcement - Speed	SC-2015-55127-5866	\$488,067.00
Washington County	Selective Enforcement - Speed	SC-2015-55192-5931	\$18,200.00
Waynesboro City	Selective Enforcement - Speed	SC-2015-55240-5979	\$14,000.00
Weber City Town	Selective Enforcement - Speed	SC-2015-55180-5919	\$12,750.00
Westmoreland County	Selective Enforcement - Speed	SC-2015-55214-5953	\$10,500.00
Windsor Town	Selective Enforcement - Speed	SC-2015-55262-6001	\$8,400.00
Wythe County	Selective Enforcement - Speed	SC-2015-55131-5870	\$22,500.00
Supreme Court of Virginia	Improve Traffic Data	TR-2015-55021-5760	\$37,700.00
Virginia Department of Motor Vehicles	VAHSO Analytics and Reporting	TR-2015-55189-5928	\$66,057.00
Virginia Department of Motor Vehicles	VAHSO Data and Technical Assistance	TR-2015-55159-5898	\$67,027.00
<b>Total Funding for Grant Awards</b>			<b>\$16,020,783.00</b>





## COMMONWEALTH of VIRGINIA

DEPARTMENT OF TRANSPORTATION  
1401 EAST BROAD STREET  
RICHMOND, VIRGINIA 23219 2000

**Charles A. Kilpatrick, P.E.**  
Commissioner

June 30, 2014

Dr. Elizabeth A. Baker  
Regional Administrator, Region 3  
National Highway Traffic Safety Administration  
10 S. Howard Street, Suite 6700  
Baltimore, MD 21201

Dear Dr. Baker:

The purpose of this letter is to advise that, at the direction of Secretary of Transportation, Aubrey Layne, and in accord with the dictates of MAP-21 and relevant regulations, the Virginia Department of Transportation (VDOT) and the Department of Motor Vehicles (DMV, in its capacity as the Virginia Highway Safety Office) will coordinate and work together to ensure that safety performance measures common to the State's Highway Safety Plan and the State highway safety improvement program (HSIP) (fatalities, fatality rate and serious injuries) will be defined identically, as coordinated through the State's Strategic Highway Safety Plan (SHSP).

More specifically, VDOT is supportive of the Virginia Highway Safety Office (VAHSO)'s proposed performance measures and targets for the FFY 2015 Highway Safety Plan (HSP) intended for submission to the National Highway Traffic Safety Administration (NHTSA). While the VAHSO's proposed FFY 2015 targets differ slightly from the targets outlined in the current Strategic Highway Safety Plan (SHSP), it is VDOT's intention to coordinate with VAHSO and work through the Strategic Highway Safety Plan steering committee to reach consensus on mutual performance measures and targets for both the Commonwealth's HSP and SHSP prior to setting calendar year 2017 targets in accordance with the requirements that are outlined in the proposed rulemaking for 23 CFR Part 490. This time table for reaching concurrence of both HSP and SHSP performance measures and targets will integrate well with the next regularly scheduled update of the Commonwealth's Strategic Highway Safety Plan. VDOT understands that the Virginia Highway Safety Office's proposed targets for the FFY2015 (Calendar Year 2015) Highway Safety Plan are as follows:

- Fatalities – 669 (based on 5 year moving average)
- Fatalities/VMT – 0.82 (based on 5 year moving average)
- Serious Injuries – 6,011 (based on 3 year moving average)


VirginiaDOT.org  
WE KEEP VIRGINIA MOVING



Dr. Elizabeth A. Baker  
June 30, 2014  
Page 2

We appreciate the strong partnership between VDOT and the VAHSO and look forward to continuing our critical efforts to reduce highway crashes, deaths, and injuries across the Commonwealth.

If you have any questions, don't hesitate to contact Mark Cole at (804) 786-4196 or me.

Sincerely, 

Charles A. Kilpatrick, P.E.  
Commissioner of Highways

Cc: John Saunders, DMV/VAHSO  
Mohammad Mirshahi, P.E., VDOT  
Raymond J. Khoury, P.E., VDOT  
Mark A. Cole, P.E., VDOT  
Stephen Read, P.E., VDOT  
File

## FY2015 State Certification

### APPENDIX A TO PART 1200 – CERTIFICATION AND ASSURANCES FOR HIGHWAY SAFETY GRANTS (23 U.S.C. CHAPTER 4)

State: Commonwealth of Virginia

Fiscal Year: 2015

Each fiscal year the State must sign these Certifications and Assurances that it complies with all requirements including applicable Federal statutes and regulations that are in effect during the grant period. (Requirements that also apply to sub recipients are noted under the applicable caption.)

In my capacity as the Governor's Representative for Highway Safety, I hereby provide the following certifications and assurances:

#### GENERAL REQUIREMENTS

To the best of my personal knowledge, the information submitted in the Highway Safety Plan in support of the State's application for Section 402 and Section 405 grants is accurate and complete. (Incomplete or incorrect information may result in the disapproval of the Highway Safety Plan.)

The Governor is the responsible official for the administration of the State highway safety program through a State highway safety agency that has adequate powers and is suitably equipped and organized (as evidenced by appropriate oversight procedures governing such areas as procurement, financial administration, and the use, management, and disposition of equipment) to carry out the program. (23 U.S.C. 402(b)(1)(A))

The State will comply with applicable statutes and regulations, including but not limited to:

- 23 U.S.C. Chapter 4—Highway Safety Act of 1966, as amended
- 49 CFR Part 18—Uniform Administrative Requirements for Grants and Cooperative Agreements to State and Local Governments
- 23 CFR Part 1200—Uniform Procedures for State Highway Safety Grant Programs

The State has submitted appropriate documentation for review to the single point of contact designated by the Governor to review Federal programs, as required by Executive Order 12372 (Intergovernmental Review of Federal Programs).

#### FEDERAL FUNDING ACCOUNTABILITY AND TRANSPARENCY ACT (FFATA)

The State will comply with FFATA guidance, *OMB Guidance on FFATA Subward and Executive Compensation Reporting*, August 27, 2010, ([https://www.fsrs.gov/documents/OMB\\_Guidance\\_on\\_FFATA\\_Subaward\\_and\\_Executive\\_Compensation\\_Reporting\\_08272010.pdf](https://www.fsrs.gov/documents/OMB_Guidance_on_FFATA_Subaward_and_Executive_Compensation_Reporting_08272010.pdf)) by reporting to FSRs.gov for each sub-grant awarded:

- Name of the entity receiving the award;
-

- Amount of the award;
- Information on the award including transaction type, funding agency, the North American Industry Classification System code or Catalog of Federal Domestic Assistance number (where applicable), program source;
- Location of the entity receiving the award and the primary location of performance under the award, including the city, State, congressional district, and country; and an award title descriptive of the purpose of each funding action;
- A unique identifier (DUNS);
- The names and total compensation of the five most highly compensated officers of the entity if:
  - (i) the entity in the preceding fiscal year received—
    - (I) 80 percent or more of its annual gross revenues in Federal awards;
    - (II) \$25,000,000 or more in annual gross revenues from Federal awards; and
  - (ii) the public does not have access to information about the compensation of the senior executives of the entity through periodic reports filed under section 13(a) or 15(d) of the Securities Exchange Act of 1934 (15 U.S.C. 78m(a), 78o(d)) or section 6104 of the Internal Revenue Code of 1986;
- Other relevant information specified by OMB guidance.

## NONDISCRIMINATION

(APPLIES TO SUB RECIPIENTS AS WELL AS STATES)

The State highway safety agency will comply with all Federal statutes and implementing regulations relating to nondiscrimination. These include but are not limited to: (a) Title VI of the Civil Rights Act of 1964 (Pub. L. 88-352), which prohibits discrimination on the basis of race, color or national origin (and 49 CFR Part 21); (b) Title IX of the Education Amendments of 1972, as amended (20 U.S.C. 1681-1683 and 1685-1686), which prohibits discrimination on the basis of sex; (c) Section 504 of the Rehabilitation Act of 1973, as amended (29 U.S.C. 794), and the Americans with Disabilities Act of 1990 (Pub. L. 101-336), as amended (42 U.S.C. 12101, *et seq.*), which prohibits discrimination on the basis of disabilities (and 49 CFR Part 27); (d) the Age Discrimination Act of 1975, as amended (42 U.S.C. 6101-6107), which prohibits discrimination on the basis of age; (e) the Civil Rights Restoration Act of 1987 (Pub. L. 100-259), which requires Federal-aid recipients and all sub recipients to prevent discrimination and ensure nondiscrimination in all of their programs and activities; (f) the Drug Abuse Office and Treatment Act of 1972 (Pub. L. 92-255), as amended, relating to nondiscrimination on the basis of drug abuse; (g) the comprehensive Alcohol Abuse and Alcoholism Prevention, Treatment and Rehabilitation Act of 1970 (Pub. L. 91-616), as amended, relating to nondiscrimination on the basis of alcohol abuse or alcoholism; (h) Sections 523 and 527 of the Public Health Service Act of 1912, as amended (42 U.S.C. 290dd-3 and 290ee-3), relating to confidentiality of alcohol and drug abuse patient records; (i) Title VIII of the Civil Rights Act of 1968, as amended (42 U.S.C. 3601, *et seq.*), relating to nondiscrimination in the sale, rental or financing of housing; (j) any other nondiscrimination provisions in the specific statute(s) under which application for Federal assistance is being made; and (k) the requirements of any other nondiscrimination statute(s) which may apply to the application.

THE DRUG-FREE WORKPLACE ACT OF 1988 (41 U.S.C. 8103)

The State will provide a drug-free workplace by:

- Publishing a statement notifying employees that the unlawful manufacture, distribution, dispensing, possession or use of a controlled substance is prohibited in the grantee's workplace and specifying the actions that will be taken against employees for violation of such prohibition;
- Establishing a drug-free awareness program to inform employees about:
  - The dangers of drug abuse in the workplace.
  - The grantee's policy of maintaining a drug-free workplace.
  - Any available drug counseling, rehabilitation, and employee assistance programs.
  - The penalties that may be imposed upon employees for drug violations occurring in the workplace.
  - Making it a requirement that each employee engaged in the performance of the grant be given a copy of the statement required by paragraph (a).
- Notifying the employee in the statement required by paragraph (a) that, as a condition of employment under the grant, the employee will—
  - Abide by the terms of the statement.
  - Notify the employer of any criminal drug statute conviction for a violation occurring in the workplace no later than five days after such conviction.
- Notifying the agency within ten days after receiving notice under subparagraph (d)(2) from an employee or otherwise receiving actual notice of such conviction.
- Taking one of the following actions, within 30 days of receiving notice under subparagraph (d)(2), with respect to any employee who is so convicted—
  - Taking appropriate personnel action against such an employee, up to and including termination.
  - Requiring such employee to participate satisfactorily in a drug abuse assistance or rehabilitation program approved for such purposes by Federal, State, or local health, law enforcement, or other appropriate agency.
- Making a good faith effort to continue to maintain a drug-free workplace through implementation of all of the paragraphs above.

## BUY AMERICA ACT

(APPLIES TO SUB RECIPIENTS AS WELL AS STATES)

The State will comply with the provisions of the Buy America Act (49 U.S.C. 5323(j)), which contains the following requirements:

Only steel, iron and manufactured products produced in the United States may be purchased with Federal funds unless the Secretary of Transportation determines that such domestic purchases would be inconsistent with the public interest, that such materials are not reasonably available and of a

satisfactory quality, or that inclusion of domestic materials will increase the cost of the overall project contract by more than 25 percent. Clear justification for the purchase of non-domestic items must be in the form of a waiver request submitted to and approved by the Secretary of Transportation.

#### POLITICAL ACTIVITY (HATCH ACT)

(APPLIES TO SUB RECIPIENTS AS WELL AS STATES)

The State will comply with provisions of the Hatch Act (5 U.S.C. 1501-1508) which limits the political activities of employees whose principal employment activities are funded in whole or in part with Federal funds.

#### CERTIFICATION REGARDING FEDERAL LOBBYING

(APPLIES TO SUB RECIPIENTS AS WELL AS STATES)

##### Certification for Contracts, Grants, Loans, and Cooperative Agreements

The undersigned certifies, to the best of his or her knowledge and belief, that:

1. No Federal appropriated funds have been paid or will be paid, by or on behalf of the undersigned, to any person for influencing or attempting to influence an officer or employee of any agency, a Member of Congress, an officer or employee of Congress, or an employee of a Member of Congress in connection with the awarding of any Federal contract, the making of any Federal grant, the making of any Federal loan, the entering into of any cooperative agreement, and the extension, continuation, renewal, amendment, or modification of any Federal contract, grant, loan, or cooperative agreement.
2. If any funds other than Federal appropriated funds have been paid or will be paid to any person for influencing or attempting to influence an officer or employee of any agency, a Member of Congress, an officer or employee of Congress, or an employee of a Member of Congress in connection with this Federal contract, grant, loan, or cooperative agreement, the undersigned shall complete and submit Standard Form-LLL, "Disclosure Form to Report Lobbying," in accordance with its instructions.
3. The undersigned shall require that the language of this certification be included in the award documents for all sub-award at all tiers (including subcontracts, sub grants, and contracts under grant, loans, and cooperative agreements) and that all sub recipients shall certify and disclose accordingly.
4. This certification is a material representation of fact upon which reliance was placed when this transaction was made or entered into. Submission of this certification is a prerequisite for making or entering into this transaction imposed by section 1352, title 31, U.S. Code. Any person who fails to file the required certification shall be subject to a civil penalty of not less than \$10,000 and not more than \$100,000 for each such failure.

## RESTRICTION ON STATE LOBBYING

(APPLIES TO SUB RECIPIENTS AS WELL AS STATES)

None of the funds under this program will be used for any activity specifically designed to urge or influence a State or local legislator to favor or oppose the adoption of any specific legislative proposal pending before any State or local legislative body. Such activities include both direct and indirect (e.g., "grassroots") lobbying activities, with one exception. This does not preclude a State official whose salary is supported with NHTSA funds from engaging in direct communications with State or local legislative officials, in accordance with customary State practice, even if such communications urge legislative officials to favor or oppose the adoption of a specific pending legislative proposal.

## CERTIFICATION REGARDING DEBARMENT AND SUSPENSION

(APPLIES TO SUB RECIPIENTS AS WELL AS STATES)

### Instructions for Primary Certification

1. By signing and submitting this proposal, the prospective primary participant is providing the certification set out below.
2. The inability of a person to provide the certification required below will not necessarily result in denial of participation in this covered transaction. The prospective participant shall submit an explanation of why it cannot provide the certification set out below. The certification or explanation will be considered in connection with the department or agency's determination whether to enter into this transaction. However, failure of the prospective primary participant to furnish a certification or an explanation shall disqualify such person from participation in this transaction.
3. The certification in this clause is a material representation of fact upon which reliance was placed when the department or agency determined to enter into this transaction. If it is later determined that the prospective primary participant knowingly rendered an erroneous certification, in addition to other remedies available to the Federal Government, the department or agency may terminate this transaction for cause or default.
4. The prospective primary participant shall provide immediate written notice to the department or agency to which this proposal is submitted if at any time the prospective primary participant learns its certification was erroneous when submitted or has become erroneous by reason of changed circumstances.
5. The terms *covered transaction*, *debarred*, *suspended*, *ineligible*, *lower tier covered transaction*, *participant*, *person*, *primary covered transaction*, *principal*, *proposal*, and *voluntarily excluded*, as used in this clause, have the meaning set out in the Definitions and coverage sections of 49 CFR Part 29. You may contact the department or agency to which this proposal is being submitted for assistance in obtaining a copy of those regulations.
6. The prospective primary participant agrees by submitting this proposal that, should the proposed covered transaction be entered into, it shall not knowingly enter into any lower tier covered transaction with a person who is proposed for debarment under 48 CFR Part 9, subpart 9.4, debarred, suspended, declared ineligible, or voluntarily excluded from participation in this covered transaction, unless authorized by the department or agency entering into this transaction.

7. The prospective primary participant further agrees by submitting this proposal that it will include the clause titled "Certification Regarding Debarment, Suspension, Ineligibility and Voluntary Exclusion-Lower Tier Covered Transaction," provided by the department or agency entering into this covered transaction, without modification, in all lower tier covered transactions and in all solicitations for lower tier covered transactions.

8. A participant in a covered transaction may rely upon a certification of a prospective participant in a lower tier covered transaction that it is not proposed for debarment under 48 CFR Part 9, subpart 9.4, debarred, suspended, ineligible, or voluntarily excluded from the covered transaction, unless it knows that the certification is erroneous. A participant may decide the method and frequency by which it determines the eligibility of its principals. Each participant may, but is not required to, check the list of Parties Excluded from Federal Procurement and Non-procurement Programs.

9. Nothing contained in the foregoing shall be construed to require establishment of a system of records in order to render in good faith the certification required by this clause. The knowledge and information of a participant is not required to exceed that which is normally possessed by a prudent person in the ordinary course of business dealings.

10. Except for transactions authorized under paragraph 6 of these instructions, if a participant in a covered transaction knowingly enters into a lower tier covered transaction with a person who is proposed for debarment under 48 CFR Part 9, subpart 9.4, suspended, debarred, ineligible, or voluntarily excluded from participation in this transaction, in addition to other remedies available to the Federal Government, the department or agency may terminate this transaction for cause or default.

*Certification Regarding Debarment, Suspension, and Other Responsibility Matters-Primary Covered Transactions*

(1) The prospective primary participant certifies to the best of its knowledge and belief, that its principals:

(a) Are not presently debarred, suspended, proposed for debarment, declared ineligible, or voluntarily excluded by any Federal department or agency;

(b) Have not within a three-year period preceding this proposal been convicted of or had a civil judgment rendered against them for commission of fraud or a criminal offense in connection with obtaining, attempting to obtain, or performing a public (Federal, State or local) transaction or contract under a public transaction; violation of Federal or State antitrust statutes or commission of embezzlement, theft, forgery, bribery, falsification or destruction of record, making false statements, or receiving stolen property;

(c) Are not presently indicted for or otherwise criminally or civilly charged by a governmental entity (Federal, State or Local) with commission of any of the offenses enumerated in paragraph (1)(b) of this certification; and

(d) Have not within a three-year period preceding this application/proposal had one or more public transactions (Federal, State, or local) terminated for cause or default.

(2) Where the prospective primary participant is unable to certify to any of the Statements in this certification, such prospective participant shall attach an explanation to this proposal.

## Instructions for Lower Tier Certification

1. By signing and submitting this proposal, the prospective lower tier participant is providing the certification set out below.
2. The certification in this clause is a material representation of fact upon which reliance was placed when this transaction was entered into. If it is later determined that the prospective lower tier participant knowingly rendered an erroneous certification, in addition to other remedies available to the Federal government, the department or agency with which this transaction originated may pursue available remedies, including suspension and/or debarment.
3. The prospective lower tier participant shall provide immediate written notice to the person to whom this proposal is submitted if at any time the prospective lower tier participant learns that its certification was erroneous when submitted or has become erroneous by reason of changed circumstances.
4. The terms *covered transaction*, *debarred*, *suspended*, *ineligible*, *lower tier covered transaction*, *participant*, *person*, *primary covered transaction*, *principal*, *proposal*, and *voluntarily excluded*, as used in this clause, have the meanings set out in the Definition and Coverage sections of 49 CFR Part 29. You may contact the person to whom this proposal is submitted for assistance in obtaining a copy of those regulations.
5. The prospective lower tier participant agrees by submitting this proposal that, should the proposed covered transaction be entered into, it shall not knowingly enter into any lower tier covered transaction with a person who is proposed for debarment under 48 CFR Part 9, subpart 9.4, debarred, suspended, declared ineligible, or voluntarily excluded from participation in this covered transaction, unless authorized by the department or agency with which this transaction originated.
6. The prospective lower tier participant further agrees by submitting this proposal that it will include the clause titled "Certification Regarding Debarment, Suspension, Ineligibility and Voluntary Exclusion—Lower Tier Covered Transaction," without modification, in all lower tier covered transactions and in all solicitations for lower tier covered transactions. (See below)
7. A participant in a covered transaction may rely upon a certification of a prospective participant in a lower tier covered transaction that it is not proposed for debarment under 48 CFR Part 9, subpart 9.4, debarred, suspended, ineligible, or voluntarily excluded from the covered transaction, unless it knows that the certification is erroneous. A participant may decide the method and frequency by which it determines the eligibility of its principals. Each participant may, but is not required to, check the List of Parties Excluded from Federal Procurement and Non-procurement Programs.
8. Nothing contained in the foregoing shall be construed to require establishment of a system of records in order to render in good faith the certification required by this clause. The knowledge and information of a participant is not required to exceed that which is normally possessed by a prudent person in the ordinary course of business dealings.
9. Except for transactions authorized under paragraph 5 of these instructions, if a participant in a covered transaction knowingly enters into a lower tier covered transaction with a person who is proposed for debarment under 48 CFR Part 9, subpart 9.4, suspended, debarred, ineligible,



or voluntarily excluded from participation in this transaction, in addition to other remedies available to the Federal government, the department or agency with which this transaction originated may pursue available remedies, including suspension and/or debarment.

*Certification Regarding Debarment, Suspension, Ineligibility and Voluntary Exclusion—Lower Tier Covered Transactions:*

1. The prospective lower tier participant certifies, by submission of this proposal, that neither it nor its principals is presently debarred, suspended, proposed for debarment, declared ineligible, or voluntarily excluded from participation in this transaction by any Federal department or agency.
2. Where the prospective lower tier participant is unable to certify to any of the statements in this certification, such prospective participant shall attach an explanation to this proposal.

#### POLICY ON SEAT BELT USE

In accordance with Executive Order 13043, Increasing Seat Belt Use in the United States, dated April 16, 1997, the Grantee is encouraged to adopt and enforce on-the-job seat belt use policies and programs for its employees when operating company-owned, rented, or personally-owned vehicles. The National Highway Traffic Safety Administration (NHTSA) is responsible for providing leadership and guidance in support of this Presidential initiative. For information on how to implement such a program, or statistics on the potential benefits and cost-savings to your company or organization, please visit the Buckle Up America section on NHTSA's Web site at [www.nhtsa.dot.gov](http://www.nhtsa.dot.gov). Additional resources are available from the Network of Employers for Traffic Safety (NETS), a public-private partnership headquartered in the Washington, DC metropolitan area, and dedicated to improving the traffic safety practices of employers and employees. NETS is prepared to provide technical assistance, a simple, user-friendly program kit, and an award for achieving the President's goal of 90 percent seat belt use. NETS can be contacted at 1 (888) 221-0045 or visit its Web site at [www.trafficsafety.org](http://www.trafficsafety.org).

#### POLICY ON BANNING TEXT MESSAGING WHILE DRIVING

In accordance with Executive Order 13513, Federal Leadership On Reducing Text Messaging While Driving, and DOT Order 3902.10, Text Messaging While Driving, States are encouraged to adopt and enforce workplace safety policies to decrease crashes caused by distracted driving, including policies to ban text messaging while driving company-owned or -rented vehicles, Government-owned, leased or rented vehicles, or privately-owned when on official Government business or when performing any work on or behalf of the Government. States are also encouraged to conduct workplace safety initiatives in a manner commensurate with the size of the business, such as establishment of new rules and programs or re-evaluation of existing programs to prohibit text messaging while driving, and education, awareness, and other outreach to employees about the safety risks associated with texting while driving.

#### ENVIRONMENTAL IMPACT

The Governor's Representative for Highway Safety has reviewed the State's Fiscal Year highway safety planning document and hereby declares that no significant environmental impact will result from implementing this Highway Safety Plan. If, under a future revision, this Plan is modified in a manner that could result in a significant environmental impact and trigger the need for an environmental review, this office is prepared to take the action necessary to comply with the National

Environmental Policy Act of 1969 (42 U.S.C. 4321, *et seq.*) and the implementing regulations of the Council on Environmental Quality (40 CFR Parts 1500-1517).

## SECTION 402 REQUIREMENTS

The political subdivisions of this State are authorized, as part of the State highway safety program, to carry out within their jurisdictions local highway safety programs which have been approved by the Governor and are in accordance with the uniform guidelines promulgated by the Secretary of Transportation. (23 U.S.C. 402(b)(1)(B))

At least 40 percent (or 95 percent, as applicable) of all Federal funds apportioned to this State under 23 U.S.C. 402 for this fiscal year will be expended by or for the benefit of the political subdivision of the State in carrying out local highway safety programs (23 U.S.C. 402(b)(1)(C), 402(h)(2)), unless this requirement is waived in writing.

The State's highway safety program provides adequate and reasonable access for the safe and convenient movement of physically handicapped persons, including those in wheelchairs, across curbs constructed or replaced on or after July 1, 1976, at all pedestrian crosswalks. (23 U.S.C. 402(b)(1)(D))

The State will provide for an evidenced-based traffic safety enforcement program to prevent traffic violations, crashes, and crash fatalities and injuries in areas most at risk for such incidents. (23 U.S.C. 402(b)(1)(E))

The State will implement activities in support of national highway safety goals to reduce motor vehicle related fatalities that also reflect the primary data-related crash factors within the State as identified by the State highway safety planning process, including:

- Participation in the National high-visibility law enforcement mobilizations;
- Sustained enforcement of statutes addressing impaired driving, occupant protection, and driving in excess of posted speed limits;
- An annual statewide seat belt use survey in accordance with 23 CFR Part 1340 for the measurement of State seat belt use rates;
- Development of statewide data systems to provide timely and effective data analysis to support allocation of highway safety resources;
- Coordination of Highway Safety Plan, data collection, and information systems with the State strategic highway safety plan, as defined in 23 U.S.C. 148(a).

(23 U.S.C. 402(b)(1)(F))

The State will actively encourage all relevant law enforcement agencies in the State to follow the guidelines established for vehicular pursuits issued by the International Association of Chiefs of Police that are currently in effect. (23 U.S.C. 402(j))

The State will not expend Section 402 funds to carry out a program to purchase, operate, or maintain an automated traffic enforcement system. (23 U.S.C. 402(c)(4))

I understand that failure to comply with applicable Federal statutes and regulations may subject State officials to civil or criminal penalties and/or place the State in a high risk grantee status in accordance with 49 CFR 18.12.

I sign these Certifications and Assurances based on personal knowledge, after appropriate inquiry, and I understand that the Government will rely on these representations in awarding grant funds.

  
\_\_\_\_\_  
Signature Governor's Representative for Highway Safety

6-30-14  
Date

Rickard D. Holcomb  
Printed name of Governor's Representative for Highway Safety