

# State of Mississippi FY – 2014 Highway Safety Plan



Phil Bryant, Governor of Mississippi

Albert Santa Cruz, Commissioner of Department of Public Safety

Captain Donald McCain, Executive Director of Public Safety Planning

Shirley Thomas, Director of MS Office of Highway Safety and MS Governor's  
Representative for Highway Safety

# Table of Contents

Mission Statement.....	3
Executive Summary.....	3
Changes to HSP Development Process from FY2013.....	5
MOHS Major Performance Targets for FY2014.....	5
MOHS Areas of Concern.....	5
Legislative Achievements and Legislative Areas for Improvement.....	6
Mississippi Office of Highway Safety Plan.....	7
1.Planning Process.....	7
2.Data Sources and Process.....	14
3.Problem Identification Process.....	15
4.Performance Measures.....	55
5.Performance Target Setting.....	57
6.Evidence Based Countermeasures.....	60
7.Coordination with State Strategic Highway Safety Plan.....	73
Performance Plan:.....	75
1. Elements of the Performance Plan.....	76
2. Highway Safety Strategies and Projects.....	76
-Impaired Driving.....	83
-Occupant Protection.....	195
-Police Traffic Services.....	262
-Youth.....	278
- Traffic Records.....	294
-Public Information and Education.....	302
3. Section 405 Application and Information.....	320
4. Performance Report.....	320
5. Highway Safety Program.....	323
6. State Certifications.....	323
7. Teen Traffic Program.....	323
Glossary.....	324

## HSP Appendix:

1. State Certifications and Assurances-Appendix A
2. Highway Safety Program Cost Summary-Appendix B
3. Teen Safety Program-Appendix C
4. Section 405 Application-Appendix D

## **MISSION STATEMENT**

The mission of the Mississippi Office of Highway Safety (MOHS) is to encourage and assist State and local agencies, institutions and the private sector in establishing or expanding cooperative highway safety programs based on specifically identified traffic safety problems.

The overall goal is to reduce traffic crashes which result in death, injury and economic loss in the State. In order to accomplish this goal, activities are carried out in the areas of; alcohol/drug countermeasures, police traffic services including speed, occupant protection, traffic records, driver education, funded through the National Highway Traffic Safety Administration [NHTSA]).

## **EXECUTIVE SUMMMARY**

The MOHS is pleased to present the Fiscal Year 2014 Highway Safety Plan (HSP). This Highway Safety Plan (HSP) contains the goals, strategies, performance measures and objectives that the MOHS has set for fiscal year 2014 (October 1, 2013 – September 30, 2014). The HSP is required by the U.S. Department of Transportation (U.S. DOT), National Highway Traffic Safety Administration (NHTSA) regulations, in order to provide the State with Highway Safety Funds.

The MOHS also operates under the provisions of the national priority grant program codified in a single section of the United States Code (23 U.S.C. 405 (Section 405)), Moving Ahead for Progress in the 21<sup>st</sup> Century Act (MAP-21). Section 405 funds can be used for occupant protection, State traffic safety information systems, impaired driving countermeasures, motorcycle safety, distracted driving and State graduated drivers licensing.

The MOHS program operates under the provisions of the Federal Highway Safety Act of 1966, 23 Chapter 4, Section 402, along with left over incentive grant program funds under the Safe, Accountable, Flexible, Efficient Transportation Equity Act: A Legacy for Users (SAFETEA-LU). Section 402 funds can be used for a variety of highway traffic safety initiatives.

The MOHS works closely with the Mississippi Department of Transportation (MDOT) to create the Mississippi Strategic Highway Safety Plan (SHSP) that collaborates with both the MDOT and the MOHS's efforts to reduce fatalities in Mississippi. The SHSP creates a blueprint for partners across the State to plan and implement common goals for the State's highway safety plans to reduce crashes and fatalities.

The MOHS will utilize grant funds to reduce crashes, fatalities, injuries and property damage by addressing road user behavioral issues, police traffic services, motorcycle safety, traffic records improvements, impaired driving, adjudication, occupant protection, and public information and education.

Consistent with the requirements for the application for these funds, the FY2014 HSP consists of the following major sections:

1. Highway Safety Planning Process;
2. Performance Plan;
3. Highway Safety Strategies and Projects;
4. Performance Report;
5. Program Cost Summary and List of Projects;

6. Certifications and Assurances;
7. Teen Traffic Safety Program; and
8. Section 405 Grant Application.

The Highway Safety Planning Process describes the data sources and the processes used by the State. It also provides details on how the State identifies safety problems, describes performance measures, defines performance targets, incorporates evidence based countermeasures and projects to address the problems and achieve performance targets.

The Performance Plan contains measurable highway safety performance targets and performance measures that are data driven. The plan includes justification of each performance target and why the target is appropriate and data-driven.

The Highway Safety Strategies and Projects include the following elements:

- Description of each strategy and project that the State plans to implement for the fiscal year;
- Process for selecting strategies and projects;
- Data and analysis supporting the effectiveness of the countermeasures strategy;
- Evidence based traffic safety programs that provide analysis of crashes, fatalities and injuries in high risk areas, deployment of resources based on analysis; and
- Adjustments and follow ups to the enforcement plan.

The Performance Report describes the States success in meeting the performance goals and targets from the previous year's Highway Safety Plan.

The Program Cost Summary and List of Projects that meets the requirement of the HS Form 217 reflects the State's proposed allocation of funds (including carry-forward funds) minimally by program area, based on the goals identified in the Performance Plan and the projects identified in the HSP. The funding level used is an estimate of available funding for the upcoming fiscal year and anticipated carry forward funding from the current year.

The Teen Traffic Safety Program includes a description of projects that the State will conduct as part of the Teen program. The program follows the guidance provided by Map-21 and includes increasing seatbelt use, reducing speeding, impaired and distracted driving, reducing underage drinking and reducing other behaviors in teen drivers that lead to motor vehicle injuries and fatalities.

The Certifications and Assurances of the application includes the applicable laws and regulations, financial and programmatic requirements, and in accordance with 23 CFR Part 1200.11, the special funding conditions of the Section 402 programs. The Governor's Representative for Highway Safety must sign these certifications to provide assurances that the State will comply with the laws and statements mentioned above.

The Section 405 Application is also included with the HSP for the national priority safety program grants the State feels it qualifies for.

The HSP is a multi-year plan developed and updated annually by the Highway Safety Office to describe how Federal highway safety funds will be apportioned. The HSP is intergovernmental in nature and functions either directly or indirectly, through grant agreements, contracts, requisitions, purchase orders, and work orders. Projects can be activated only after the State HSP has received Federal funding approval. The ultimate goal is to

have all of the agreements negotiated and ready for implementation on October 1st, the beginning of the Federal fiscal year.

## **CHANGES TO HSP DEVELOPMENT PROCESS FROM FY 13**

The MOHS has improved the HSP development process from the previous FY13 grant year in several ways.

- 1) **Planning Meetings:** Planning meetings which began in the FY13 grant year were opened up to additional partners. Sub-Grantees were invited into the MOHS planning meetings for the first time for their input on the issues and concerns that they are seeing emerge in the field.

LEL District Coordinator meetings were also planned, to enable the LEL coordinators to take part in the planning process and selecting target areas based on data for the upcoming FY14 grant year.

- 2) **Grant Writing Sessions:** Grant writing sessions were held for the first time for the FY14 grant year. These sessions gave the MOHS a chance to go into the field, talk with potential sub-grantees on potential funding, areas of concern, grant writing work sessions and question and answers sessions to help with making the grant writing as simple as possible.
- 3) **Project Problem Identifications Assessments:** Each program manager of the MOHS prepared an assessment of the sub-grantee or project from the previous three years, which gave the staff a picture of how the sub-grantee has performed during those years.

Program managers reviewed each file for 2010, 2011 and 2012 for citation numbers; budget v. expended amounts; cost per citation; total fatalities; total crashes; total injury and total property damage data. The information for each project was then compiled into spreadsheets broken out into program areas that showed the top performing projects, projects with the highest crashes, fatalities, and could for the first time give a picture of MOHS projects.

## **MOHS MAJOR PERFORMANCE TARGETS FOR FY14**

With the planning meetings, grant writing sessions, data review and the project problem identification assessments, the MOHS identified the following areas for performance targets for FY14.

- Impaired Driving-Alcohol and Drug;
- Occupant Protection-Focus in Delta Area of the State/Teens-(See-405(b)-Pages 14-19)
- Traffic Records;
- Teen Fatalities; and
- Speed

## **MOHS AREAS OF CONCERN:**

With the planning meetings, grant writing sessions and the project problem identification assessments, the MOHS identified several areas of concern for the upcoming year. The MOHS also looked at concerns that have occurred during the FY13 that could be addressed in the FY14 grant year.

- **High levels of teen fatalities.** During 2010-2012, Mississippi had 142 teens killed. 107 of the teens were unbelted, which represents 75% of those killed.

- Occupant Protection –State wide; focus in the Delta area. During the FY12 Mississippi State Seatbelt and Motorcycle Survey, four Delta counties were included in the survey. Three out of the four were well below the Mississippi average seatbelt rate of 83.2%. (See the FY2014 405(b) application for more details.)
- Conviction Rate- The DUI refusal rate for the last five years has been almost one in four with the 2011 rate at 23.5%. Historically, the conviction rate had remained above 90% for years 2000 through 2007. However, in 2008 the rate fell to 86.4%. In 2009, the conviction rate increased to 90.4% then fell to 88.9% for 2010. The following chart identifies statewide total DUI arrests, DUI refusal rate, BAC testing, and Conviction rate over the last 5 years.

Other analysis conducted for Justice Courts throughout the State revealed an **80.34% conviction rate from 2009 to 2011**. Unfortunately, the State does not have a centralized electronic reporting system in which all dispositions for citations/arrests are instantly recorded, analyzed and evaluated on a routine basis.

## LEGISLATIVE ACHIEVEMENTS AND AREAS FOR IMPROVEMENT

### Achievements:

#### 2011:

Social Host Bill- The bill reduced teenage drinking by penalizing parents who distribute alcohol to minors. Amended 67-3-70 (SB2597)

All-Terrain Vehicle Bill-Increase helmets on passengers on passengers of all -terrain vehicles ages 16 and under. (SB2196)

Nathan’s Law –Reduce the number of fatalities of children by increasing penalties for not stopping at a school bus. Amended 63-3-615 (SB2472)

#### 2012:

Child Endangerment (DUI)-Hold impaired drivers accountable for driving under the influence with child/children occupying the vehicle. Amend 63-11-30 (HB 681)

#### 2013:

Ignition Interlock-Effective 7/1/2014, the State Ignition Interlock law become mandatory. Currently there are no installation stations within the State to install the devices after sentencing. This will present a major problem if left unattended. Creates additional penalties for impaired drivers with the ignition interlock system and fines. The bill strengthened existing fines and penalties. Amended 63-11-30 (HB481)

### Legislative Areas of Improvement:

MOHS would like to see the following highway safety concerns addressed during the FY14 Legislative Session and will work with partners to support the legislation for highway safety areas of improvement:

#### Occupant Protection:

- Increase the age requirement for the booster seat law to include age 7;
- Increase fine amounts for booster seat;
- Increase fine amounts for child restraint violations; and

- Increase fine amounts for seat belt violations

Speed:

- Allow sheriff departments to utilize radar for speed enforcement on county and rural roadways.

Distracted Driving:

- Primary enforcement texting ban for all age groups and licensure statuses; and
- Minimum fines for offenses and repeat offenses for all age groups.

Graduated Driver's License:

- Strengthen graduated driver's license (GDL) laws for learner's permit stage; and
- Strengthen graduated intermediate license stage.

Impaired Driving:

- Mandatory ignition interlock law for repeat offenders;
- No Refusal (On site blood draws) for BAC testing; and
- Strengthen Ignition Interlock Law.

Motorcycle:

- State wide motorcycle training program; and
- Motor cycle safety administrator or motorcycle advisory council appointed by the Governor.

The MOHS will continue in its efforts to support the passage, revision and strengthening of these important legislative issues as it relates to highway traffic safety.

**MISSISSIPPI OFFICE OF HIGHWAY SAFETY PLAN**

The MOHS Highway Safety plan consists of the following elements:

1. Planning Process;
2. Data Sources and Processes;
3. Problem Identification Process;
4. Performance Measures;
5. Performance Target Setting;
6. Evidence Based Countermeasures; and
7. Coordination with the State Strategic Highway Safety Plan

**1. HIGHWAY SAFETY PLANNING PROCESS:**

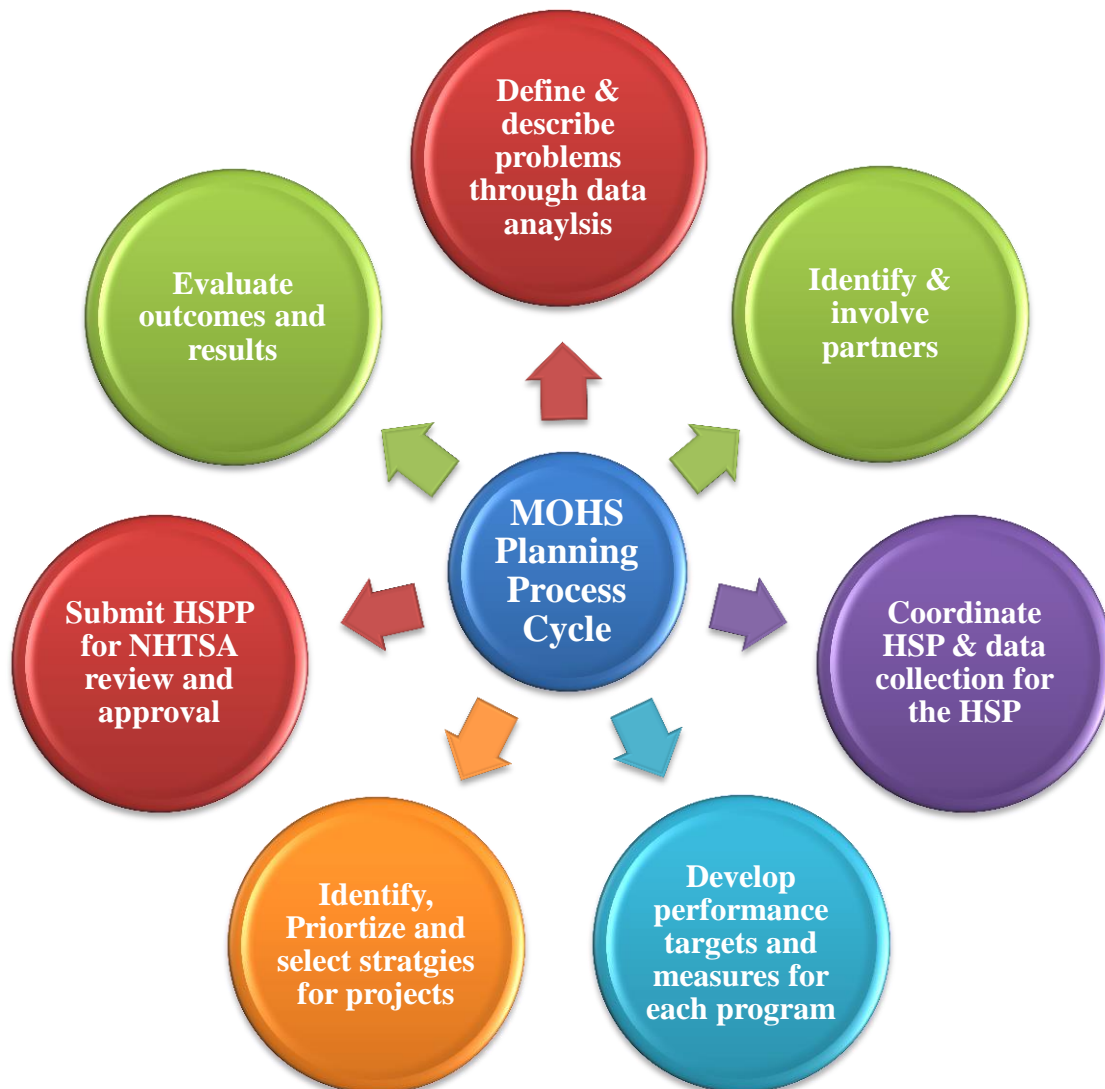
The MOHS planning process is a continuous process that involves numerous functions to make the program and projects run smoothly. The highway safety program (which is operated on the federal fiscal year) begins with an approved Highway Safety Plan as mandated by *23 CFR Part 1200.10*.

Mississippi's Highway Safety Plan (HSP) is developed and produced by the MOHS, but is a large collaboration of partnerships that together, create the plan to reduce motor vehicle related injuries and fatalities and save lives.

The steps listed below outlines the planning process broadly:

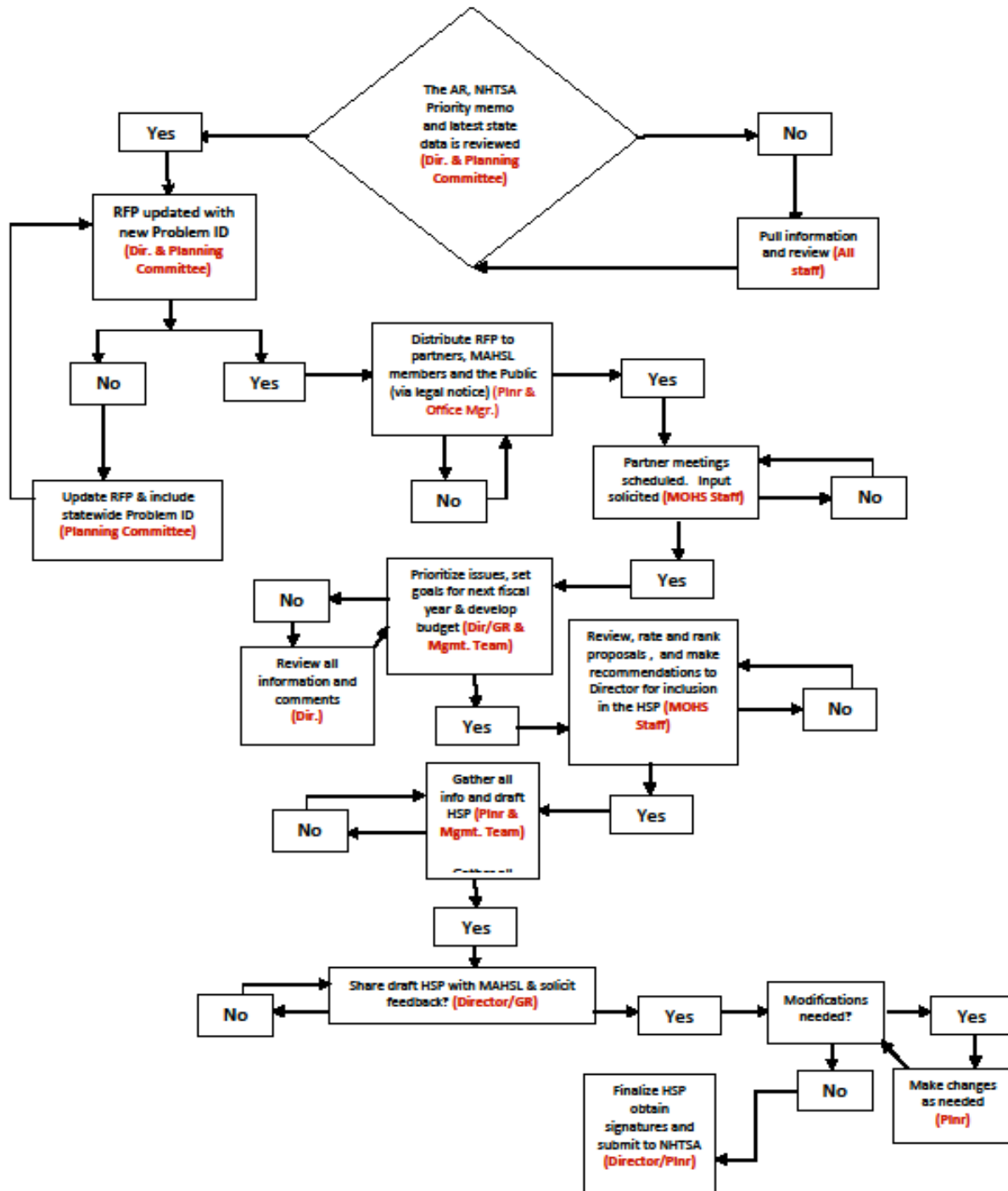
- Review of the annual report, priority memo and latest available data;
- Implement Planning Meetings with Sub-grantees from program areas (Traffic Records, Impaired Driving, Occupant Protection, Outreach, Police Traffic Services, Media, Judicial and Youth);
- Planning Meetings with Task Forces, Coordinating Committees, Partners, Task Forces, Agency Leaders and Mississippi Association of Highway Safety Leaders (MAHSL);
- Prepare and Distribute the Request for Proposals (RFP);
- Develop the statewide Problem Identification;
- Implement Grant Writing workshops with key partners and stakeholders;
- Analyze data to be used in prioritizing and setting of goals;
- Review, rate, rank and selection of projects to include in the HSP;
- Preparation of the HSP and 405 Applications; and
- Prepare Annual Report for submission to NHTSA of the States accomplishments for the grant year.

**MOHS PLANNING CYCLE:**





# MISSISSIPPI HIGHWAY SAFETY PLAN DEVELOPMENT PROCESS



## MOHS FY14 Planning Schedule

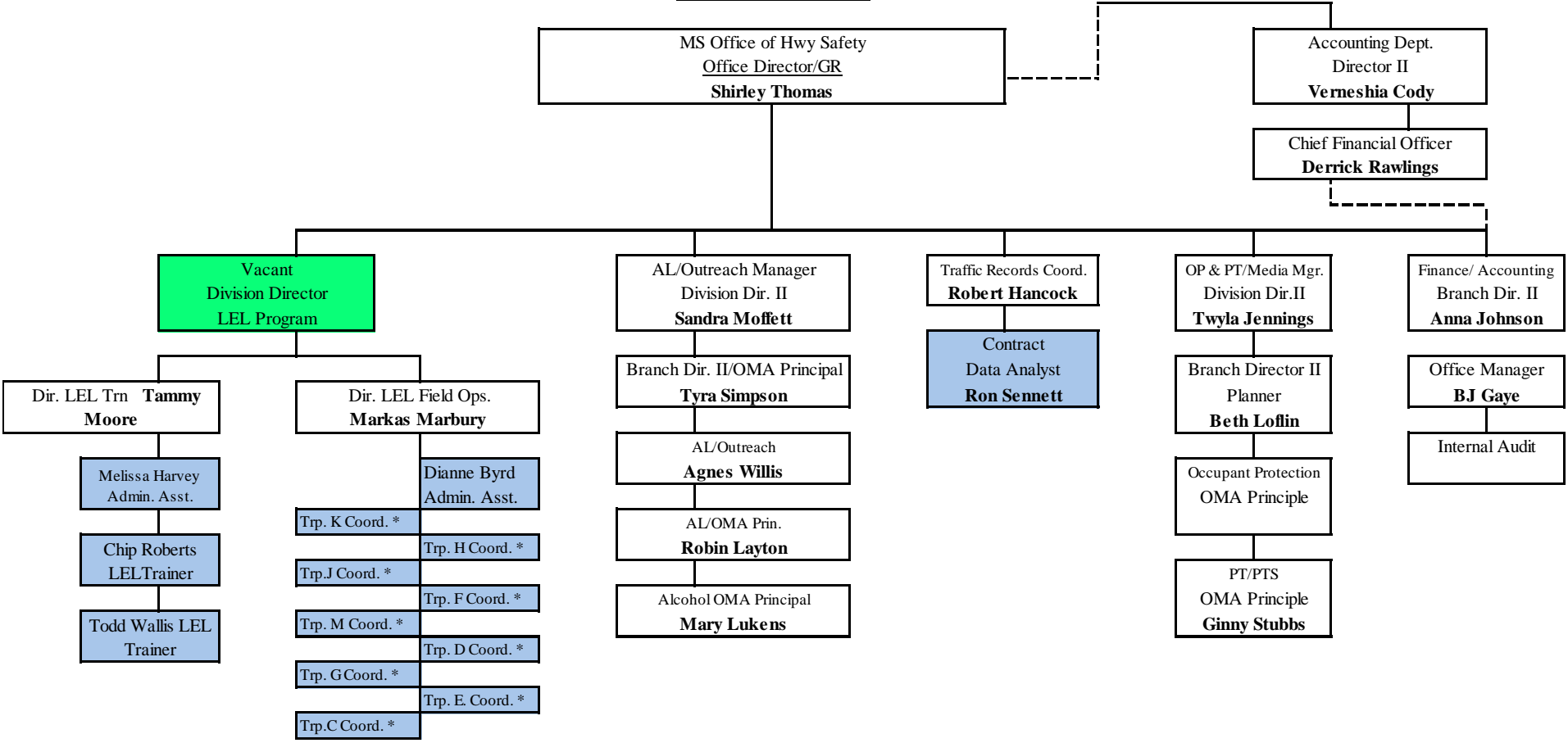
October	
October	MAGIC Training (All Staff)
October 1	New Grant Year Begins
October 1	Time Certifications Due MOHS Staff Full Time Officers (April 1-September 30) (Planner)
October 15	Implementation Report Due to NHTSA (Planner)
October 16	Annual Report Preparation Begins (Planner)
October 31	Agency Funded Citation Totals-Due for Annual Report (DUI/Speed/Seatbelt/Child Restraints)-Program Managers
October 31	Annual Report Information Due to Planner (All Staff)
November	
November 1	Send Governor Certification-23 USC 159/23 CFR Chapter 1-192.5 to Governor's Office (Director)
November 1	Begin Planning Meeting Planning (Planner)
November 15	1 <sup>st</sup> Draft Deadline to NHTSA-Annual Report (Planner)
November 15	Sub-Grantee Financial Closeouts Due
November 26	2 <sup>nd</sup> Draft Deadline to NHTSA-Annual Report (Planner)
November 28	Planning Meeting Run Through (All Staff)
December	
December	MAGIC Rolls Out
December 1	Final Draft to NHTSA for Recommendation and Changes-Annual Report (Planner)
December 1	Begin Work on FY15 Application (Planner)
December 1	Begin MOHS Staff Problem Identification Assignment-Part 1 Due (Program Managers)
December 3-6	Planning Meetings (All Staff)
December 10-13	Planning Meetings (All Staff)
December 16	Grant Writing Session Planning (All Staff)
December 16	Notice of Application Release and Grant Writing Meetings (Emailed and Mailed to all sub-grantees and agencies across State) (Program Managers and Planner)
December 16	MOHS Staff Problem Identification Assignment-Part 1 Due (Program Managers)
December 16	Final Annual Report to Submitted to NHTSA (Planner)
December 16	PDF Version to Media Contractor for Printing Booklets (Planner)
December 31	MOHS FY12 Financial Closeout
December 31	Annual Report Official Due Date (Planner)

December 31	MOHS Staff Problem Identification Assignment-Part 2 Due (Program Managers)
<b>January</b>	
January 1	Governor Certification-23 USC 159/23 CFR Chapter 1-192.5-Due to NHTSA (Director)
January 2	Grant Applications Released (Email & Website)(Program Managers)
January 2-5	Legal Notice for Grant Application Run (Planner)
January 2	Grant Writing Run Through
January 7-10	Grant Writing Sessions
January 14-17	Grant Writing Sessions
January 15	Planning Meeting and Application Report Due to NHTSA (Planner)
<b>February</b>	
February 15	Grant Writing Report Due to NHTSA (Planner)
February 28	Grant Applications Due from Sub-Grantees
<b>March</b>	
March 3-7	MOHS-Staff: Grant Review Checklist/Grant Assessments (Program Managers)
March 10-14	MOHS-Staff: Grant Review Checklist/Grant Assessments (Program Managers)
March 17	Begin work on HSPP and 405 (Planner)
March 17-21	Grant Review Process with Director/Division Directors/Planner
March 24-28	Grant Review Process with Director/Division Directors/Planner
March 31	Grant Review Process with Director/Division Directors/Planner
<b>April</b>	
April 1	Time Certifications Due-MOHS Staff/ Full Time Officers (Oct 1-March 31) (Planner)
April 1-14	Debarment Process of Applications-(Office Manager)
April 1-4	Grant Review Process with Director/Division Directors/Planner
April 18	Project Descriptions Due to Planner (Program Managers)
April 18	Review Report Due to NHTSA (Planner)
April 19	Begin Preparation of Grant Agreements/Contracts
<b>May</b>	
May	Continue Preparation of Grant Agreements/Contracts
May 15	1 <sup>st</sup> Draft of HSPP Due to NHTSA (Planner)
May 30	Grant Agreements/Contracts Completed (Program Managers)
<b>June</b>	
June 1	2 <sup>nd</sup> Draft of HSPP Due to NHTSA (Planner)

June 15	Final Draft of HSPP to NHTSA (Planner)
June 30	Grant Agreements Released to Sub-Grantees (Program Managers)
July	
July 1	HSPP due to NHTSA (Planner)
July 1	Begin Implementation Planning (Planner)
July 1	Preparation of New FY Sub-Grantee Forms (Planner)
July 14	Implementation Forms Completed (Planner)
July 14	Begin Preparation Implementation Presentations (Program Managers)
August	
August 13	Implementation Run Through (Planner)
August-15 <sup>th</sup> -29 <sup>th</sup>	Implementation Meetings (All Staff)
September	
September 4 <sup>th</sup> Week	MOHS Stars Conference (All Staff)
September 30	Grant Year Ends

Above is a sample of the planning calendar that is used during each grant year by the staff of the MOHS. The schedule is given before the grant year and is updated throughout as dates are set and projects are completed.

**Organization Chart**



## **2. DATA SOURCES AND PROCESSES**

The MOHS uses a variety of data sources for the identification of highway safety issues and/or trends. The following are the data sources that are used:

Fatality Analysis Reporting System (FARS)	MS Highway Patrol
National Statistics (NHTSA and/or FHWA)	NHTSA Region 6 Regional Data
Statewide Assessments	Mississippi Department of Transportation
Annual Seat Belt Survey	Annual Child Restraint Seat Survey
Annual Teen Seat Belt Survey	State Wide Citation data
State Demographics	State Wide Court data (conviction rates)
Local Police, Sheriff's Departments and Community Partners	Mississippi State University-Social Science Research Center
Mississippi State University-Public Safety Data Lab	Mississippi Student Advisory Board
Mississippi-Strategic Highway Safety Plan	

### **MOHS COORDINATING COMMITTEES**

In addition to working collaborately on the SHSP, the MOHS also uses groups/organizations (task force groups) to help with specialized areas in problem identification such as the Mississippi Association of Highway Safety Leaders (MAHSL).

#### Operation of the MAHSL:

The MAHSL organization adopted its first by-laws on June 21, 1993 and they were last amended on September 15, 1995. Copies of the current by-laws are attached (FY 14 405-Impaired Driving Appendix B)

#### Schedule of Meetings:

The MAHSL meet every month on the 3<sup>rd</sup> Friday of the month, except for June and July. Copies of several of the meeting minutes are attached. (FY14 405(d)-Impaired Driving Appendix C) MAHSL discusses information on highway safety through reports from sub-committees.

#### Membership:

MAHSL is a collection of individuals that focus their efforts on highway safety issues. The group has a membership of approximately 340 individuals from across the State in a variety of different service areas that include areas of law enforcement and criminal justice and also include members in areas of drivers licensing, treatment and rehabilitation, data and traffic records, public health and communication. A copy of the current MAHSL membership is attached, (FY 14 405(d)-Impaired Driving Appendix D)

## **TASK FORCES:**

The MOHS uses the MAHSL group and two of the MAHSL sub-committees (Occupant Protection and Impaired Driving) as specialized task forces, to provide information that may be helpful from their appropriate areas.

### **Impaired Driving Task Force:**

The Impaired Driving sub-committee of MAHSL was established in September 1995 and has been active since then. The current alcohol committee has 20 standing committee members, along with a chairman that calls for meetings and reports from the committee members.

The impaired driving task force also reviews and approves of the Impaired Driving Plan for the 405(d) NHTSA Application. (FY14 405(d)-Impaired Driving: Appendix A)

The impaired driving task force committee last voted on June 14, 2013 to approve the FY14 405(d) Application Impaired Driving Plan.

The current alcohol committee has 20 standing committee members, along with a chairman that calls for meetings and reports from the committee members. If a special Impaired Driving MAHSL meeting is scheduled, additional members of MAHSL may be invited to attend. A list of the impaired driving committee members can be found in the FY14 405(d) Application on pages 43 & 44.

### **Occupant Protection Task Force:**

The occupant protection sub-committee of MAHSL was established in September 1995 and has been active since then. The current occupant protection committee has standing committee members, along with a chairman that calls for meetings and reports from the committee members. If a special Occupant Protection MAHSL meeting is scheduled additional members of MAHSL, may be invited to attend.

## **3. PROBLEM IDENTIFICATION PROCESS:**

The MOHS uses the following processes to develop its problem identification, in order to determine focus for the upcoming year and establish how projects are selected.

### **Planning Meetings:**

In addition to regularly scheduled MAHSL meetings, the MOHS held planning meetings with individuals, partners and stakeholders to discuss the concerns, issues and achievements of the previous grant year and where the focus should be for the upcoming grant year. There were 206 attendees that attended and participated in the planning meetings.

Notes were taken during each meeting and were compiled in a planning meeting report book. The book contains agendas, sign-in sheets, and other pertinent information, so that a complete record of the meetings could be used through the grant year and for planning purposes.

During the FY14 Planning meetings, the following planning sessions were held:

- Sub-grantees;
- Youth;
- Impaired Driving & PTS;
- Traffic Safety Resource Prosecutor & Judicial Outreach Liaison;
- LEL & MS Safe Kids;
- LEL & District Coordinators;
- Outreach;
- Media;
- Traffic Records; and
- Occupant Protection

### Project Problem Identification Assessments:

The MOHS staff prepared assessments of the sub-grantee projects from the previous three years. This assessment provided a clear picture of how the sub-grantee projects had performed during those years.

Information contained in the assessments were citation numbers; budget v. expended amounts; cost per citation; total fatalities; total crashes; total injury and total property damage data.

The information for each project was then compiled into spreadsheets broken out into program areas, which showed the top performing projects, projects with the highest crashes and fatalities.

### Data:

#### Coordination:

The MOHS Traffic Records Coordinator (Robert Hancock) is responsible for collecting, managing and analyzing the collection of all data efforts for the MOHS.

### Data Sources:

The data sources listed on Page 14 were used to help develop the Statewide Problem Identification.

### Results of Data Analysis:

The results of all data analyzed revealed the areas of need and focus. MOHS also identified growing trends in areas across the State, emerging problems that need addressing and also shows progress that the programs are making in reducing fatalities, injuries and crashes.



## Challenges:

The MOHS is currently going through a Traffic Records Assessment. The assessment began in June 2013 and will be completed in August 2013. Once completed, the MOHS will review the recommendations and other comments of the assessment and work to improve any weakness or challenges within the traffic records program, as well as data analysis and collection.

## Partners in Problem Identification Process:

The Mississippi HSP and problem identification process was developed through coordination with a variety of stakeholders and partners from public and private agencies across the State. The MOHS Partners and Stakeholder help develop countermeasures, strategies, goals for the upcoming grant year.

Individuals representing the four E's (Engineering, Education, Enforcement, and Emergency Medical Services) and other modes of transportation (bicycle, pedestrian, commercial vehicles, motorcycles, etc.) are encouraged to participate. The following are a few of the partners and stakeholders that helped with the HSP and the problem identification process.

## MOHS PARTNERS:

- Alcohol Service Center
- Alcorn State University
- American Academy of Pediatrics
- Office of the Attorney General
- AT&T
- C Spire
- DREAM Inc.
- Federal Highway Administration
- Federal Motor Carrier Safety Administration
- Jackson State University
- K & J Foundation
- Mississippi Association of Highway Safety Leaders (MAHSL)
- Mann Agency LLC
- Metro Jackson Community Development Coalition
- Ministers against Crime
- Mississippians Advocating Against Underage Drinking (MAAUD)
- Mississippi Association of Supervisors
- Mississippi Brain Injury Association
- Mississippi Center for Technology Transfer
- Mississippi Department of Education
- Mississippi Department of Health
- Mississippi Department of Mental Health
- Mississippi Department of Public Safety (including Planning and State Patrol)
- Mississippi Department of Transportation
- Mississippi Department of Vocational Rehabilitation
- Mississippi Judicial College
- Mississippi Municipal League
- Mississippi Motosteps
- Mississippi Office of State Aid Road Construction
- Mississippi Operation Lifesaver
- Mississippi Police Chiefs' Association
- Mississippi Railroad Association
- Mississippi Safe Kids
- Mississippi Sheriffs' Association
- Mississippi State University - Center for Advanced Vehicular Systems
- Mississippi State University- Health Education
- Mississippi State University – Social Science Research Center
- Mississippi Trucking Association
- Mississippi Valley State University
- (MADD) Mothers Against Drunk Driving
- Motorcycle Awareness Campaign
- National Highway Traffic Safety Administration
- Office of Justice Programs Enforcing Underage Drinking Laws
- Nissan
- Safe Communities
- State Legislators

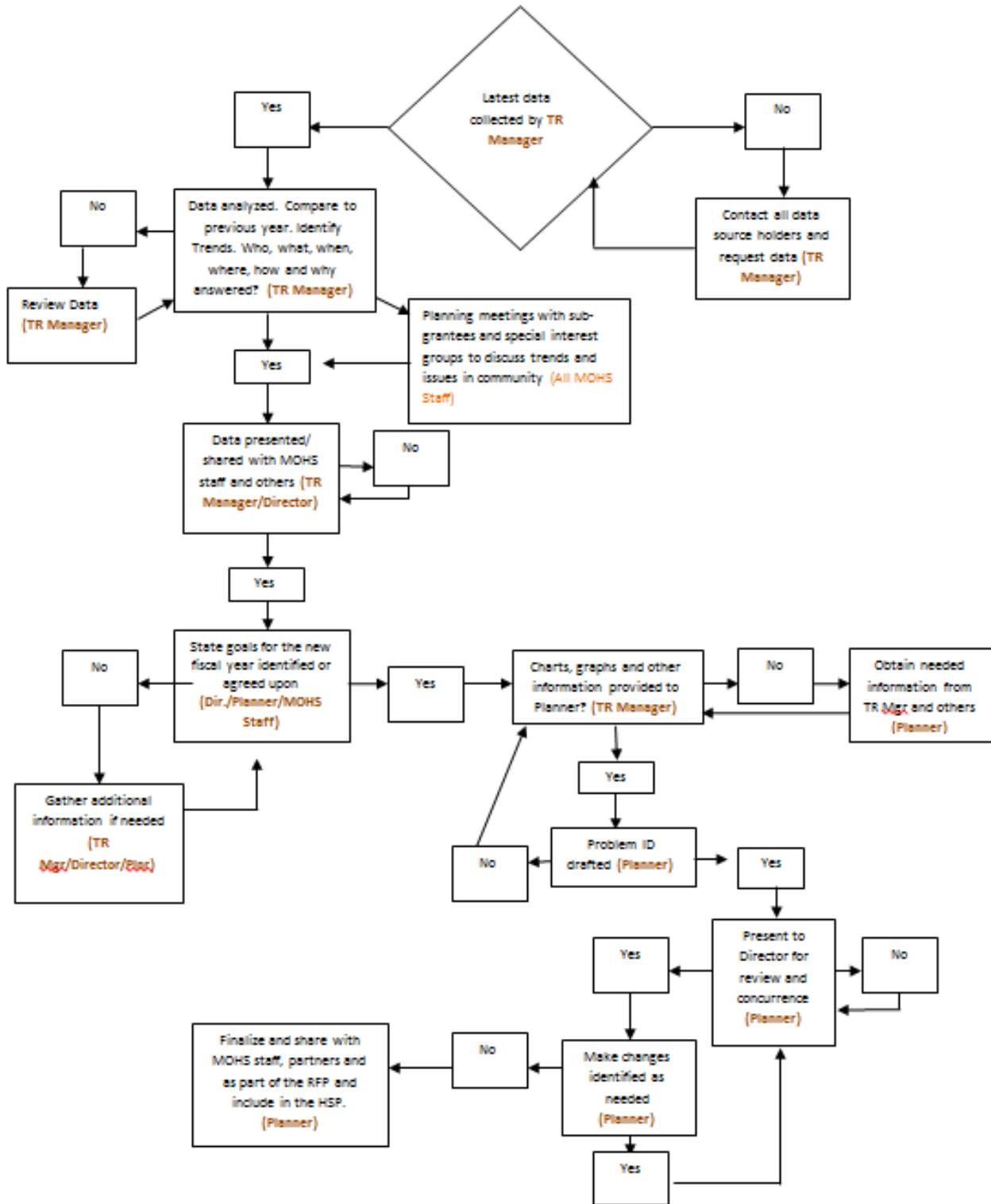
- (S.T.O.R.M) Sobriety Trained Officers  
Representing Mississippi
- Tougaloo College

- Trustmark Park
- University of Southern Mississippi

## PROBLEM IDENTIFICATION: IDENTIFY PROBLEMS

### MISSISSIPPI HIGHWAY SAFETY OFFICE

### PROBLEM IDENTIFICATION PROCESS



**TRAFFIC SAFETY PROBLEM IDENTIFICATION SUMMARY/OVERVIEW:  
Mississippi Traffic Safety Performance Goals and Trends, 2007 - 2011**

	2007	2008	2009	2010	2011	5-Year Average	Short Term Goal 2014	Long Term Goal 2015
<b>State Information</b>								
Mississippi Population	2,918,785	2,938,618	2,951,996	2,967,297	2,978,512	2,959,106		
Registered Vehicles	2,607,221	2,608,525	2,660,398	2,650,247	2,676,758	2,649,630		
Licensed Drivers	2,586,939	2,676,493	2,516,899	2,545,707	2,628,389	2,590,885		
Vehicular Miles Traveled (Millions)	42,755	43,561	40,341	39,842	39,309	41,162		
<b>Crash Data</b>								
Total Crashes	77,664	74,122	69,809	69,862	67,404	71,772		
Fatal Crashes	804	711	631	581	567	659	510	484
Fatalities	884	783	700	641	630	728	567	539
Fatalities/100M VMT	2.07	1.80	1.74	1.61	1.60	1.76		
Rural Road Fatalities/100M VMT	n/a	n/a	2.10	2.15	2.17	2.14	1.84	1.75
Urban Road Fatalities/100M VMT	n/a	n/a	1.19	.83	.74	.92	.67	.64
Injury Crashes	21,519	19,613	18,391	18,568	18,105	19,239		
Injuries	31,601	28,684	26,345	27,565	26,953	28,229		
<b>Occupant Protection</b>								
Child Restraint Use	75.5%	77.5%	77.5%	79.9%	79.9%	78.06%	80%	81%
Statewide Observed Seatbelt Use, Passenger Vehicles, Front Seat Outboard Occupants	71.8%	71.3%	76%	81%	81.88%	79.6%	84%	85%
Unrestrained Passenger Vehicle Occupant Fatalities, All Seat Positions	n/a	n/a	380	339	305	341	275	262
Seat Belt Citations Issued During Grant Funded Activities	*	*	17,549	21,036	26,375	21,653	29,013	30,464
<b>Alcohol Crashes</b>								
Fatalities Involving Driver or Motorcycle Operator with a BAC .08 and Above	n/a	n/a	234	236	163	209	134	127
Impaired Driving Arrests	24,851	32,530	32,099	33,153	29,552	31,601	32,507	34,132

	2007	2008	2009	2010	2011	5-Year Average	Short Term Goal 2014	Long Term Goal 2015
Impaired Driving Arrests During Grant Funded Activities	*	*	*	*	13,315	13,315	14,646	15,378
Impaired Driving Arrests Under 21	2,139	2,615	2,145	2,240	1,801	2,062	1,621	1,440
<b>Speed Crashes</b>								
Speeding-Related Fatalities	349	327	106	129	99	111	90	86
Speeding Citations Issued During Grant Funded Activities	*	*	*	*	17,855	17,855	19,641	20,623
<b>Motorcycle Crashes</b>								
Motorcycle Fatalities	51	40	47	42	58	49	52	49
Un-helmeted Motorcycle Fatalities	18	8	6	16	6	11	5	4
Alcohol Related Fatalities	8	10	1	10	11	8	2	1
<b>Youth</b>								
Fatalities Involving Drivers Age 20 or Younger	n/a	59	65	41	42	52		70
<b>Pedestrian Safety</b>								
Pedestrian Fatalities	n/a	n/a	58	50	47	52	42	40
<b>Traffic Records</b>								
Number of days crash data available electronically from event	n/a	n/a	4.5	4.1	2.7	3.8	2.16	2.05
Number of days citation data available electronically from event	n/a	n/a	11.7	10.5	9.5	10.6	8.55	8.12
Percentage of agencies entering crash	n/a	n/a	98%	98.5%	98.5%	98.3%	100%	100%

Prior to 2011, achievement measures were based on statewide numbers due to “grant-funded” citations not readily available. As of 2012 measures will be based on prior year grant funded citations, not state wide data.

The above table gives a historic account of traffic safety in Mississippi for the years 2007-2011. Growth can be seen in the areas of population and registered vehicles. However, the amount of vehicular miles traveled (VMT) has decreased due in part to economic conditions. One of the most important downward trends is the fatality rate per hundred million VMT. It declined to 1.80 in 2008, below 2.0 for the first time, with the rate reaching its lowest point of 1.60 for 2011.

Traffic fatalities decreased from 700 in 2009 to 641 in 2010, an 8.4% reduction. The decrease for 2011 was a modest 1.7% (641 down to 630). The vehicular miles traveled (VMT) for 2010 (39,842) decreased by 1.2% from 2009 (40,341). Another decrease of 1.3% for 2011 was the result of the VMT decline from 39,842 to 39,309.

In Mississippi for 2011, there were 567 fatal traffic crashes, 18,105 injury crashes and 48,732 crashes involving only property damage. This equates to 67,404 total traffic crashes for the State in 2011. This latest year reveals a decrease in all categories from 2010. For 2010, Mississippi experienced 581 fatal traffic crashes, 18,568 injury crashes and 50,713 crashes involving only property damage for a total of 69,862 traffic crashes.

For the last five years, Mississippi has reduced both fatal crashes and fatalities each year. Since 2007, fatal crashes have decreased by 29.5% from 804 to 567. For the same period, traffic fatalities have decreased 28.7% from 884 to 630. In 2000, Mississippi had 949 traffic fatalities with a 2.67 fatality rate per 100 million VMT. In 2011, Mississippi had 630 fatalities, the lowest number on record, with a 1.60 fatality rate per 100 million VMT, also the lowest rate ever recorded.

### Baseline Data:

Establishing baseline data is a fundamental part of goal setting. Baseline data is defined as the set of data representing the most current 12 months (or a comparable period) of complete data available prior to the start of the first year of the project. For example, if the most recent data available for a first year project are through May, then the baseline year would be June through May for a grant starting October 1st. Once the baseline is established, that figure will be used to compare subsequent years. Prior to the start of the grant, these data will be the baseline for any subsequent year grants with the sub-grantee.

If good information has been collected through recent grants, then that information could be used in the problem identification section of the proposal. However, the baseline data in the performance goals must be the data prior to the first year grant.



## Population:

Based on the 2010 Census, Mississippi's current population is 2,967,297. There are 1,441,240 males and 1,526,057 females in the State.

## Counties and Municipalities:

Mississippi has 82 counties and 289 cities and municipalities, which can be divided into the following regions: Gulf Coast, Piney Woods, Southwestern, Central, Delta, Northern Hills, and Northeastern

## Roadways and Miles:

Mississippi is located in the southeastern region of the United States, with 46,923.67 square miles in land area, and 63.2 persons per square mile. According to the State Tax Commission and the Department of Public Safety in 2011, there were 2,628,389 licensed drivers and 2,676,758 registered vehicles.

## Age Distribution:

Age distributions within the State of Mississippi are as follows:

AGE DISTRIBUTION			*GENDER DISTRIBUTION			
Category (years)	Number	Percent	FEMALE		MALE	
			Number	Percent	Number	Percent
0-4	205,397	6.9%	99,572	6.5%	105,604	7.3%
5-9	201,625	6.8%	99,572	6.5%	102,711	7.1%
10-14	221,471	7.4%	105,699	6.9%	115,731	8.0%
15-19	227,452	7.6%	116,422	7.6%	109,944	7.6%
20-24	209,859	7.0%	101,103	6.6%	108,498	7.5%
25-34	377,837	12.7%	191,484	12.5%	186,616	12.9%
35-44	382,042	12.8%	199,143	13.0%	183,722	12.7%
45-64	765,806	25.7%	395,222	25.8%	368,892	25.5%
65-74	219,164	7.4%	117,953	7.7%	101,264	7.0%
75+	167,859	5.6%	105,698	6.9%	62,205	4.3%
<b>Total</b>	<b>2,978,512</b>	<b>100%</b>	<b>1,531,868</b>	<b>100%</b>	<b>1,445,187</b>	<b>100%</b>



## Rural/Urban Distribution:

Most Americans live in urban areas with a small percentage living in rural areas. Mississippi has quite a different distribution with more than 50% of Mississippians live in rural areas. In 2010, more than 59 of the State's 82 counties had 50% or more rural people residing in those counties. Twenty one counties were considered 100% rural. The larger percentage of rural residency is due to large areas of farming land and large sections of the State without industries and businesses.

## Race/Ethnic Composition:

Mississippi has a diverse population of difference race and ethnic backgrounds. Below is a list of race/ethnic composition, according to the 2010 Census.

• White/Caucasian	1,754,684	(60%)
• African American	1,098,384	(37.3%)
• Asian	25,742	(.09%)
• American Indian	15,030	(.06%)
• Native Hawaiian	1,187	(.01%)
• Other	38,162	(2.9%)
• Identified by two or More	34,107	(1.1%)

## Financial Distribution:



According to the 2010 Census, Mississippi median household income is \$38,718 per year, compared to the national average of \$52,762. Approximately 21.6% of Mississippians fall below the poverty level income, compared to the national average 14.3%.

The Mississippi's Delta region has long been classified as the poorest region in the Nation, with a population of over 70% African American, most of which fall below the poverty line in income.

## Educational Background:

Mississippi has a high school graduation rate of 80.3%, compared to the national average. Only 19.7% of Mississippians hold a Bachelor's degree or higher degree, compared to the national average of 28.2%. Urban areas have a higher result of higher levels of education, compared to rural areas of the State.

Climate:

Mississippi has a humid subtropical climate with long summers and mild winters. Average temperature is 95 degrees.

Monthly Normal High and Low Temperatures (°F) For Various Mississippi Cities												
City	Jan	Feb	Mar	Apr	May	Jun	Jul	Aug	Sep	Oct	Nov	Dec
Gulfport	61/43	64/46	70/52	77/59	84/66	89/72	91/74	91/74	87/70	79/60	70/51	63/45
Jackson	55/35	60/38	68/45	75/52	82/61	89/68	91/71	91/70	86/65	77/52	66/43	58/37
Meridian	58/35	63/38	70/44	77/50	84/60	90/67	93/70	93/70	88/64	78/51	68/43	60/37
Tupelo	50/30	56/34	65/41	74/48	81/58	88/66	91/70	91/68	85/62	75/49	63/40	54/33

[\[2\]](#)

The State has limited snowfall, but large amounts of rainfall throughout the year. Due to the large amount of precipitation, the State has potential for flooding in areas across the State.



Mississippi River Flooding

Mississippi does have a seasonal period of risk of hurricanes in the coastal area of the State. The coast area has had significant damage in recent years with several large “named” storms, such as Hurricane Katrina that decimated the Gulf Coast and leveled most of the businesses and residences in the area.

Long Beach, MS- After Hurricane Katrina



Mississippi also has a high risk of tornados and has an average of 27 tornados a year. During 2012, the Hattiesburg area had a large tornado that did major damage to the town and the University of Southern Mississippi.



Hattiesburg, MS-Damage from Tornado in 2012



### Tourism/Recreation:

With the passage of legalized gaming in 1992, the Delta Region saw a resurrection of their economy with the development of nine casinos and hotels in Tunica County, once listed as the poorest county in the nation.

With the return of the casinos to the Mississippi Gulf Coast along the 26 mile stretch of white, sandy beaches, the tourists are returning to this area since Katrina.

Mississippi also has large casino resort areas in Choctaw and Sandersville, Mississippi, which are developments of the Mississippi Band of Choctaws. The resort areas include casinos, waters parks, golf, restaurants and entertainment that draw in a large tourist population year round.



In addition, Mississippi has **26 State Parks** located throughout the State. Mississippi also has several National areas of interest which include:

- 1 National Cemetery-Vicksburg, MS
- 1 National Parkway-Natchez Trace Parkway
- National Gulf Island National Seashore-All coastal areas of the State
- National Historical Park-Natchez, MS
- National Military Park-Vicksburg, MS
- National Battlefield Site-Brice Cross Roads-Baldwyn, MS
- National Battlefield Site-Tupelo National Battlefield-Tupelo, MS



Vicksburg National Military Park

### Industry and Human Services:

Mississippi's major industries include gaming, tourism, manufacturing, and agriculture. There are large industries located across the State that focus on everything from shipbuilding, military contracts, farming enterprises, musical equipment production and more.

In the year 2000, Mississippi ranked third in the nation in the production of cotton. Other important crops are rice and soybeans. In addition, industry related to the production of chickens, catfish, and dairying are becoming more important to the state economy.

Industry has grown more rapidly with the development of oil resources, and in recent years, industrial products such as chemicals, plastics and wood products have become more profitable to the state than agriculture.



### Medical Services/Law Enforcement:

Mississippi has eighty-five hospitals located around the State, but only one Level One Trauma Center in the State of Mississippi, the University Medical Center, in Jackson, which is located in the Central region of the State. Mississippi also has health departments in all 82 counties in the State, which provide medical services.

Mississippi has 82 County Sheriff Offices (SO's), the Mississippi Highway Patrol, and approximately 262 Police Departments (PDs) in the State. Some of the PDs range in size from one part time officer to over 480 officers. Mississippi has a strong enforcement presence from local agencies, Sheriff's Departments in each county to a statewide program by the Mississippi Highway Patrol.

### Media:

With markets becoming more segmented daily, media mixes must be diverse in order to maximize audience exposure. The MOHS planning process places major emphasis upon finding unique opportunities and negotiating rates to provide cost-effective media solutions. The goal is to effect behavioral change by generating the message as frequently as possible.

### Radio:

Mississippi has 104 radio stations across Mississippi that covers every music genre from gospel, rock, news, sports, to blues. There are also one statewide radio that covers the whole State, as well as parts of Tennessee, Arkansas, Louisiana and Alabama.

Radio is often chosen to increase frequency and to extend the reach of the base created by television. It serves as a reminder for listeners to drive safely, particularly during peak driving times in the morning, late afternoon, in the early or late evening and other potentially dangerous driving times. Radio can also target more specific audience groups: young white males with country, rock and heavy metal music; African-American males with hip-hop and urban music; and college students with local college radio networks.



### Newspapers:

Mississippi has 14 daily newspapers, 1 daily business newspaper, 58 weekly/monthly papers, 5 university newspapers, and 3 special interest agriculture newspapers. The largest newspaper in the State is the Clarion-Ledger.

Particularly at the beginning of the school year, the target audience checks the sports section of the local newspaper for football scores and the entertainment section to get ideas for last-minute fun. Ads were placed in the Mississippi section of the *Memphis Commercial Appeal* to target the hard-to reach northern counties bordering Tennessee; the *Jackson Free Press*, a magazine with entertainment and restaurant reviews in the central district; college newspapers; and the state's only Hispanic publication, *La Noticia*

### Television:

Mississippi has 35 television stations that are affiliated with major networks such as ABC, FOX, NBC and CBS, along with a State television program, Mississippi Public Broadcasting. Network television is used as the primary medium in most MOHS campaigns to increase audience reach, and cable television is used for audience frequency. Network and cable TV programs are selected based upon current Nielson ratings. The highest-rated programs at the lowest cost per point are targeted to maximize the message's reach and frequency and to increase its exposure to the greatest number of targeted viewers. The media buy concentrates on evening prime-time shows and places special emphasis on sports, news and crime-stopper shows. Not less than one bonus spot per paid spot is requested, and most stations comply with a strong PSA schedule.

When advertising to the entire state, cable is particularly helpful in reaching the northern counties bordering Tennessee, which cannot be reached through Mississippi network TV. Cable is also important in the southern counties where Mobile and New Orleans TV networks compete with the Mississippi networks. Broadcast ads are also placed in movie theaters throughout the state to reach youth and young adults.

Mississippi's total population is very diversified, and the African-American population makes up more than 75 percent in some areas. To reach this demographic, highly-rated programming is selected, such as the Fox and BET networks, the Jackson State University cable TV station, and others.

Post-buy analyses of gross rating points are conducted on each broadcast television buy, and less than a 10 percent variance is consistently achieved. All paid media is monitored to confirm that ads run when and where specified and that ads are invoiced as negotiated.

### Online and Digital Strategies:

Research shows that social media, particularly Facebook, is one of the most favored media to reach teens and young adults. For campaigns to be successful, they need to appeal to the identified target audiences with memorable, realistic interactive messages through the new media.

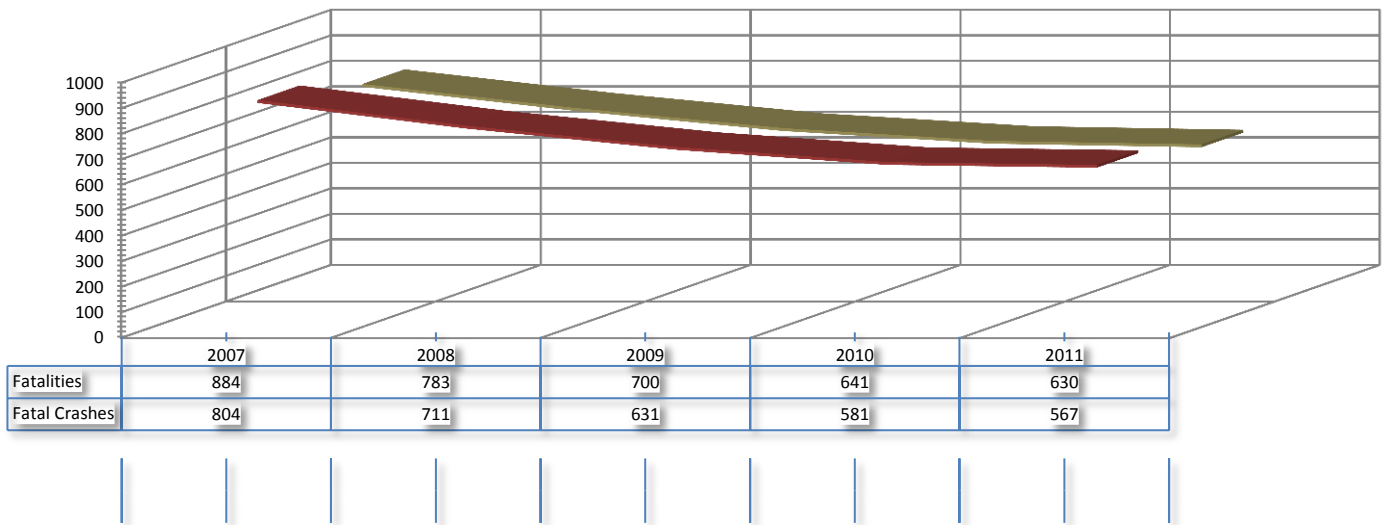
During national campaigns MOHS takes full advantage of digital outdoor boards to quickly remind all viewers to use seat belts and to never operate a vehicle while impaired. Online ads are also placed on popular websites and Facebook to reach targeted audiences at both work and home.



## **PROBLEM IDENTIFICATION: DATA ANALYSIS**

One of the core steps that the MOHS uses for problem identification is data analysis. The MOHS looks at different forms of data to establish what the performance measures will be for upcoming grant year.

### **Fatalities vs. Fatal Crashes 2007 - 2011**



For the reporting period of 2007 through 2011, the number of fatalities has decreased drastically from 884 in 2007 to 630 in 2011. Fatal crashes have also decreased from 804 in 2007 to 567 in 2011.



## Population: Age of Fatalities Charts

The following charts are included to provide the reader with a data snapshot of the State and Traffic Safety issues and concerns.

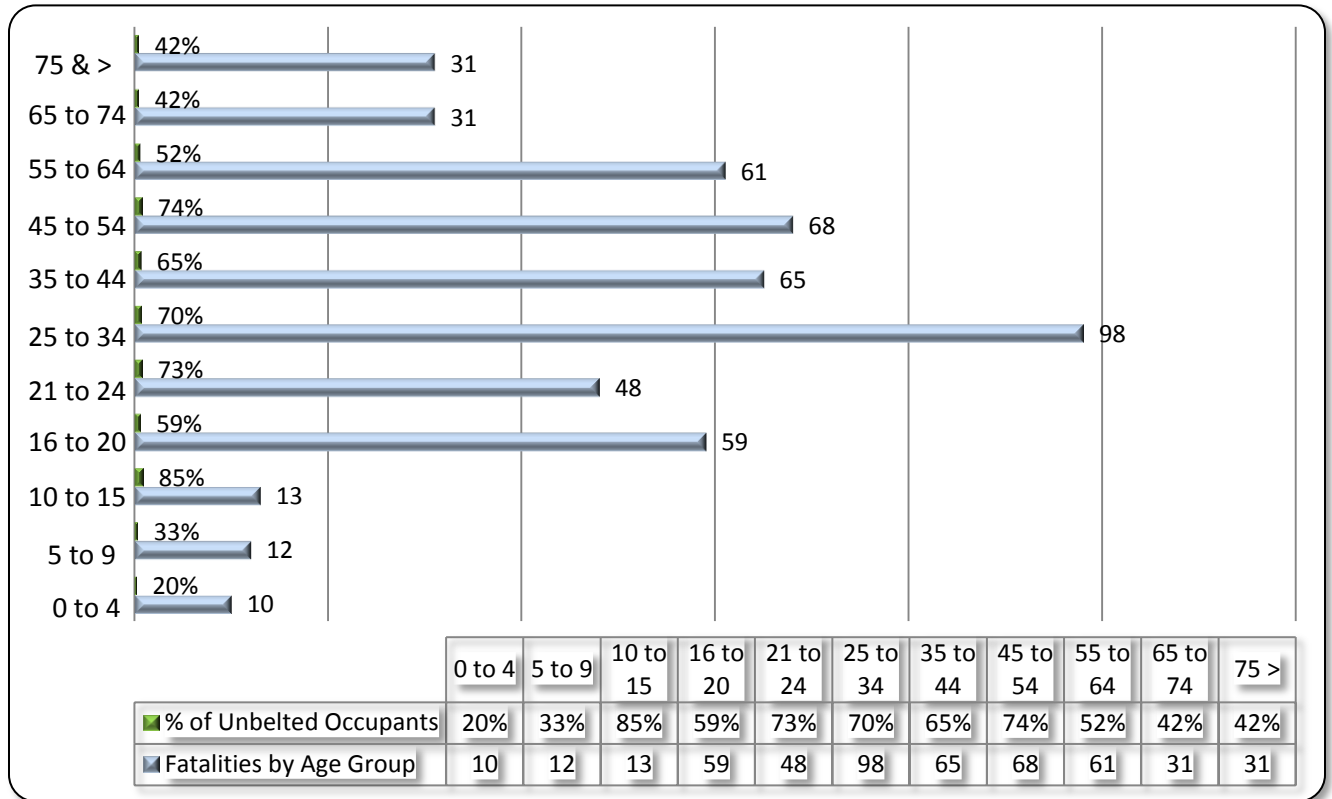
### Mississippi Alcohol Fatalities by Age-2009-2011

	2009			2010			2011		
	Female	Male	Total	Female	Male	Total	Female	Male	Total
<15	0	1	1	2	2	4	1	2	3
16-20	4	7	11	4	11	15	5	7	12
21-24	5	9	14	2	13	15	3	18	21
25-29	2	9	11	4	24	28	5	13	18
30-34	2	8	10	6	9	15	5	12	17
35-39	1	10	11	3	15	18	2	9	11
40-44	4	8	12	3	12	15	0	12	12
45-49	4	7	11	4	12	16	0	12	12
50-54	4	3	7	2	11	13	2	17	19
55-59	0	2	2	2	5	7	1	9	10
60-64	1	3	4	0	4	4	0	6	6
65-69	1	3	4	3	0	3	0	0	0
70-74	0	0	0	0	2	2	1	1	2
75-79	0	0	0	0	0	0	0	0	0
80-84	0	1	1	0	0	0	1	0	1
85->	0	0	0	0	1	1	0	1	1
Total	28	71	99	35	121	156	26	119	145

The above chart shows the alcohol fatalities during 2007-2011 by age and by sex. There was a large increase in alcohol related fatalities from 2009 to 2010, but decreased in 2011 with 145 alcohol related fatalities. According to the data, males are higher in fatalities for all three years of data provided. The data also shows that 21-24 and 25-29 are the age groups that have the highest fatalities.

## Mississippi Occupant Fatalities by Age – 2011

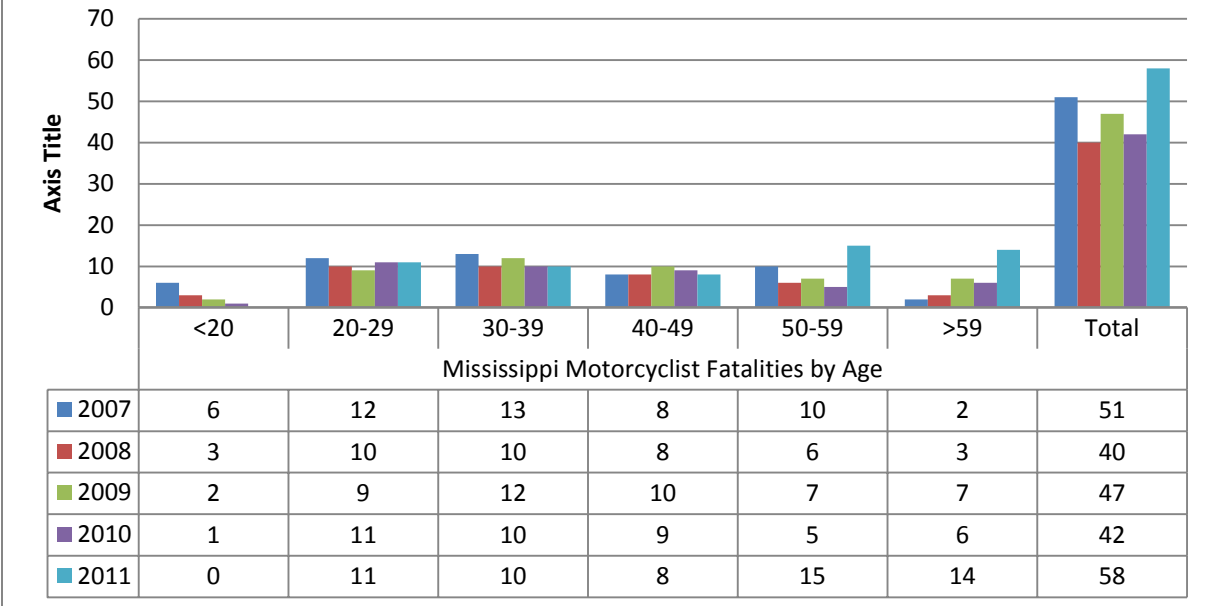
There were 456 driver and passenger fatalities which were unrestrained.



The chart above shows occupant fatalities by age and occupant protection. There were **10 deaths of very young children, ages 0 to 4, with 8 out of 10 in child restraint devices (80% restrained)**. There were **12 fatalities ages 5 to 9 with 33% unrestrained**. The ages **10 to 15 had 13 deaths with an overwhelming 85% unbelted**. The legislature has debated a measure to mandate all juveniles under 18 be restrained in all seating positions. Presently, the law only covers to age eight in the rear seats.

Mississippi teenagers and young adults under age 35 represent significant traffic safety problems concerning seat belts. Teenagers (ages 16 to 20 actually) were 11.9% of occupant deaths while being only 6.2% of the licensed drivers. They were unbelted 59% of the time when killed. Young adults, ages 21 to 24, were 9.7% of occupant deaths with 73% unbelted. Of the occupant deaths ages 25 to 34, 98 young adults were killed and had an unbelted rate of 70%. Deaths of the ages from 35 to 44 were unbelted 65% of the time. The most senior adults killed (75 >) were belted 58% of the time, the highest belted rate of all adults.

## Motorcycle Fatalities by Age 2007-2011



The chart above illustrates motorcycle fatalities by age the year range of 2007-2011. There was a decrease in motorcycle fatalities from 2007-2010, until the substantial increase from 42 to 58 fatalities in 2011. The chart above also shows the increase in fatalities in the older motorcycle rider from 2007 to 2011 from 2 to 14, which is a large increase.

Motorcycle Fatalities by Age and Sex Report						
	2011			2012		
	Female	Male	Total	Female	Male	Total
20-24	1	5	6	0	3	3
25-29	0	5	5	0	5	5
30-34	0	4	4	1	5	6
35-39	1	5	6	0	3	3
40-44	0	2	2	0	2	2
45-49	0	6	6	0	3	3
50-54	1	8	9	0	7	7
55-59	0	6	6	0	4	4
60-64	2	6	8	0	3	4
65-69	0	3	3	0	1	1
70-74	0	0	0	0	1	1
75-79	1	0	1	0	0	0
80-84	0	1	1	0	0	0
85-89	0	1	1	0	0	0
Total	6	52	58	1	37	39

The above chart breaks down fatalities for the years 2011 and 2012 by age and sex. The data for 2012 shows a large reduction in fatalities from 2011 to 2012. The number of fatalities in women has been greatly reduced from 2011 to 2012, with a reduction of 6 to 1 fatality.

### Mississippi Speed Fatalities by Age-2009-2011

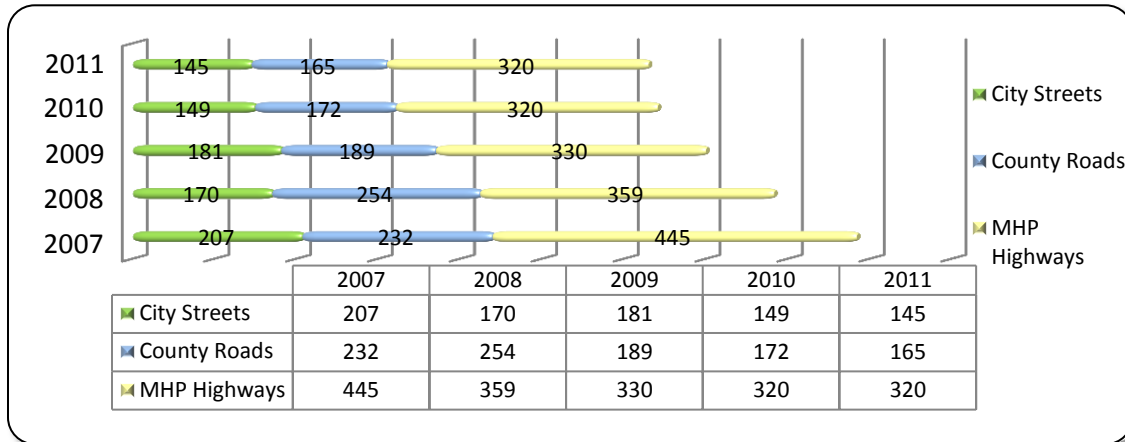
	2009			2010			2011		
	Female	Male	Total	Female	Male	Total	Female	Male	Total
<15	5	2	7	1	3	4	1	3	4
16-20	6	13	19	3	12	15	7	9	16
21-24	2	7	9	3	11	14	4	10	14
25-29	3	12	15	3	16	19	2	10	12
30-34	3	13	16	8	5	13	2	10	12
35-39	4	6	10	0	11	11	2	5	7
40-44	5	5	10	1	8	9	3	3	6
45-49	6	5	11	7	13	20	3	5	8
50-54	4	2	6	1	6	7	1	8	9
55-59	2	2	4	5	3	8	2	2	4
60-64	0	4	4	1	0	1	2	2	4
65-69	0	1	1	0	1	1	1	1	2
70-74	1	1	2	0	3	3	0	0	0
75-79	0	1	1	0	1	1	0	1	1
80-84	0	0	0	0	0	0	0	0	0
85->	0	1	1	1	1	2	0	0	0
Total	41	75	116	34	94	128	30	69	99

The above chart captures fatalities from 2009-2011 by age and sex that are speed related. There was a decrease in fatalities from 109 in 2010 to 79 in 2011. The data shows that males have more than double the speed fatalities than women. Most crashes occur between ages 16-20 through 30-34 years of age.

**Location:**

Location is important in data analysis process. The MOHS needs to know where the fatalities and cashes occur, so that enforcements and education can be targeted in those areas to help reduce fatalities.

**Traffic Fatalities by Road System**



The number of fatal crashes in city streets, county roads and highways/interstates have all decreased from 2007-2011.

The four areas, identified in the chart below lists county rankings by various rates and is used to determine where specific traffic safety problems need to be further studied and/or addressed. Counties that appear in the top twenty multiple times are a high safety concern and become a target for the MOHS to look into additional ways to decrease fatalities and crashes. The higher the ranking of the location shows that the area is more prevalent to have crash problems. The use of both population and VMT normalization yields unbiased rates.

**2011 Ranking of Top Twenty Counties in Mississippi for Crashes**

2011 Rank	Total Crash Rate Per 10,000 Population	MHP Crash Rate Per 100 Million VMT	Injury Rate Per 10,000 Population	Injuries Per Mile of County Road
1	Forrest	Jackson	Tunica	Jackson
2	Lauderdale	Warren	Forrest	Harrison
3	Alcorn	Lowndes	Coahoma	Tunica
4	Lowndes	Tate	Jefferson	Lamar
5	Lafayette	Lincoln	Adams	Lauderdale
6	Tunica	Lauderdale	Harrison	Pearl River
7	Hinds	Harrison	Lauderdale	Hancock
8	Oktibbeha	Hancock	Covington	Desoto
9	Neshoba	Desoto	Claiborne	Rankin
10	Jackson	Lamar	Grenada	Pike
11	Madison	Panola	Jackson	Warren

12	Warren	Oktibbeha	Panola	Lowndes
13	Rankin	Marshall	Warren	Forrest
14	Adams	Jones	Lowndes	Lee
15	Lee	Lafayette	Pike	Madison
16	Coahoma	Forrest	Leflore	Hinds
17	Grenada	Pike	Itawamba	Jones
18	Desoto	Claiborne	Lincoln	Marion
19	Harrison	George	Lee	Copiah
20	Pike	Adams	Scott	Stone

A ranking of Mississippi cities and counties was performed to illustrate serious injury crashes (Injury Levels A and B) in the chart below. Injury level C (Minor) and property damage only crashes were removed from the data in order to reduce the reporting bias and, more significantly, to pinpoint the most hazardous crashes. The table discloses the rankings by city police departments investigating crashes on municipal streets. The counties are ranked by all serious crashes reported by all law enforcement jurisdictions.

### 2011 Ranking of Top 25 Cities and Counties for Serious Injury Crashes

2011 Rank	City	Population	2011 Crashes	2011 Rate/10K	County	Population	2011 Crashes	2011 Rate/10K
1	Corinth	14,289	42	2.94	Amite	13,131	113	86.06
2	Natchez	16,045	38	2.37	Adams	32,297	254	78.65
3	Vicksburg	24,896	56	2.25	Attala	19,564	107	54.69
4	Hattiesburg	53,582	110	2.05	Tunica	10,778	56	51.96
5	Pearl	24,840	50	2.01	Benton	8,729	37	42.39
6	Ocean Springs	17,363	34	1.96	Alcorn	37,057	154	41.56
7	Gautier	16,460	30	1.82	George	22,578	89	39.42
8	Columbus	23,818	43	1.81	Carroll	10,597	36	33.97
9	Moss Point	13,952	25	1.79	Covington	19,568	62	31.68
10	Brandon	22,335	39	1.75	Calhoun	14,962	41	27.40
11	Oxford	17,636	29	1.64	Lincoln	334,869	91	26.10
12	Laurel	18,855	30	1.59	Jefferson	7,726	20	25.89
13	Meridian	39,695	63	1.59	Marion	27,088	69	25.47
14	Clarksdale	17,734	28	1.58	Yalobusha	12,678	32	25.24
15	Gulfport	70,794	106	1.50	Claiborne	9,604	24	24.99
16	Starkville	24,324	36	1.48	Lawrence	12,929	32	24.75
17	Biloxi	45,766	65	1.42	Franklin	8,118	20	24.64

18	Southaven	45,395	64	1.41	Itawamba	23,401	57	24.36
19	Jackson	175,021	217	1.24	Copiah	29,449	70	23.77
20	McComb	13,645	16	1.17	Forrest	74,934	169	22.55
21	Cleveland	1,2027	14	1.16	Union	27,234	61	22.48
22	Tupelo	36,337	42	1.16	Scott	28,264	62	21.94
23	Greenville	35,355	34	0.96	Panola	34,707	76	21.90
24	Greenwood	15,808	15	0.95	Monroe	36,989	79	21.36
25	Pascagoula	23,692	22	0.93	Issaquena	1,406	3	21.34

**2007-2011 Alcohol Related Fatalities Involving-Alcohol Impaired Driver  
(BAC=.08+)**

2007		2008		2009		2010		2011	
Hinds	33	Hinds	13	Hinds	17	Hinds	11	Hinds	16
Harrison	16	Desoto	11	Harrison	11	Harrison	8	Harrison	10
Marshall	11	Hancock	11	Jackson	10	Marshall	7	Panola	9
Desoto	10	Harrison	9	Forrest	10	Jackson	6	Jones	6
Jackson	10	Jackson	9	Tate	8	Tate	6	Neshoba	6
Lauderdale	10	Pearl River	9	Desoto	7	Panola	6	Lee	5
George	9	Lee	8	Panola	6	Rankin	6	Marshall	4
Lee	9	Panola	8	Rankin	6	Hancock	6	Jackson	4
Jones	8	Scott	8	Marshall	6	Prentiss	6	Forrest	4
Leflore	8	Rankin	7	Washington	6	Forrest	4	Desoto	4
Rankin	8	Itawamba	7	Coahoma	6	Desoto	4	Pike	4
Madison	7	Marshall	6	Pearl River	5	Washington	4	Warren	4
Forrest	6	Warren	6	Warren	5	Yalobusha	4	Bolivar	4
Hancock	6	Lincoln	6	Jones	5	Pike	4	Pontotoc	4
Lafayette	6	Alcorn	6	Copiah	5	Lowndes	4	Rankin	3
Panola	6	Wayne	6	Tishomingo	5	Monroe	4	Hancock	3
Prentiss	6	Forrest	5	Hancock	4	Jones	3	Oktibbeha	3
Warren	6	Lauderdale	4	Lee	4	Lee	3	Pearl River	3
Neshoba	5	Jones	4	Lincoln	4	Neshoba	3	Leake	3
Pearl River	5	Adams	4	Yalobusha	4	Lamar	3	Lauderdale	3
Scott	5	Pike	4	Covington	4	Stone	3	Monroe	2
Smith	5	Union	4	Neshoba	4	Oktibbeha	3	Lamar	2
Adams	4	Marion	4	Jefferson Davis	4	Greene	3	Stone	2
Carroll	4	Pontotoc	4	Itawamba	3	Clarke	3	George	2
Chickasaw	4	Bolivar	4	Alcorn	3	George	3	Winston	2

## Time/Date Charts

<b>2011 FATALITIES BY MONTH &amp; JURISDICTION</b>					
	<b>MHP</b>	<b>CO</b>	<b>CITY</b>	<b>TOTAL</b>	<b>TOTAL</b>
JAN	25	12	8	45	45
FEB	29	6	12	47	92
MAR	19	15	18	52	144
APR	34	20	12	66	210
MAY	44	14	12	70	280
JUN	26	15	9	50	330
JUL	29	15	13	57	387
AUG	26	12	13	51	438
SEP	23	19	12	54	492
OCT	28	19	16	63	555
NOV	19	7	10	36	591
DEC	18	11	10	39	630
TOTAL	320	165	145	630	

In 2011, most fatalities along Mississippi roadways occurred during Spring and Summer months, which is due to increase in tourism to the State and activities that require travel. With problem identification through data that shows when most fatalities occur, the MOHS can provide law enforcement additional assistance through grant monies, media campaigns and other activities that can be provided during high fatality months, to reduce crashes, injuries and fatalities in Mississippi.

### Attributing Factors for Crashes:

There are many reasons that can attribute to fatalities and fatal crashes. Impaired Driving, lack of seatbelts, speed and motorcycles are some of the State's biggest attributing factors for crashes.

### Impaired Driving:

Mississippi continues to see a decrease in fatal crashes and traffic fatalities. There was an 8% reduction in both fatal crashes and traffic fatalities in 2010 with 50 fewer fatal crashes and 59 fewer traffic fatalities. Total fatal crashes went decreased from 681 in 2009 to 567 in 2011. Fatalities went down from 700 in 2009 to 630 in 2011. Alcohol related fatalities went down from 264 in 2009 to 260, with 163 with a BAC of .08 or greater in 2011. The "Drive Sober or Get Pulled Over" public information and education campaign, coupled with strict traffic enforcement by State and local departments, documents that the State has made significant progress in reducing deaths on the roadways.



In Mississippi for 2010, 40% of all fatalities were alcohol related, while the national average was 37%. Currently (2011) alcohol related fatalities are down to 26% with a BAC of .08 or greater, well below the national average of 41.3%. MOHS plans to continue in the efforts to reduce overall crashes, fatal crashes, injury and the economic losses caused by traffic crashes. Alcohol-related traffic crashes will continue to be a priority in program planning.

The total number of DUI arrests increased, from 32,099 in 2009 to 33,153 in 2010 with a 10% reduction in 2011 to 29,552. The average (mean) BAC for all DUI arrests during 2010 was .138, and remained the same in 2011, which is consistently above the per se BAC of .08 and .02 for under age 21. The proximity of the mean for DUI arrests to .08 is a direct measure of the potential impact of DUI enforcement to raise the perception of risk for arrest among persons prone to drink and drive. The fines assessed for DUI in Mississippi are above 7 million dollars annually.

The MOHS's primary goal is to assist State, local, non-profit organizations, community groups, institutions, colleges and universities in developing and implementing innovative highway safety programs which will in turn reduce the total number of fatal and serious injury crashes, including those that are alcohol related.

There are approximately eighty (80) impaired driving projects and programs being implemented in MS during FY14 federal fiscal year. These projects/programs consist of impaired driving activities such as enforcement, public information/outreach, education and training. The MOHS funds approximately sixty-three (63) full-time Driving Under the Influence (DUI) officers in the State, the MS Law Enforcement Liaison (LEL) Office, including nine (9) LEL Troop Network Coordinators assigned to each of the nine (9) troop districts throughout the State, a Traffic Safety Resource Prosecutor, Mothers Against Drunk Driving (MADD) and many others.

The MS LEL Office conducts training for law enforcement agencies throughout the state. The TSRP travels statewide assisting courts, prosecutors, law enforcement agencies, etc. in the prosecution of DUI cases throughout the State. The MS LEL's and TSRP work in conjunction to provide training in Standard Field Sobriety Testing (SFST), Advanced Roadside Impaired Driving Education (ARIDE) and Drug Recognition Expert (DRE) Courses throughout the State. Additionally, the TSRP conducts training conferences each year for prosecutors and law enforcement officers working together along with judicial training for Judges in conjunction with the State's Judicial College. The TSRP works with the State's Judicial College in training for Judges and Court Clerks. The TSRP conducts training session for new recruits at the State's police academy.

In conjunction with the statewide training, education, public information, outreach programs and activities being conducting (by law enforcement, prosecutors, community outreach, the MS LEL Office, colleges, universities, non-profits, the TSRP, etc.) the State is experiencing a decline in the overall conviction rate of DUI's in the State from 88.9% in 2010 to 83.3% in 2011.

Other analysis conducted by the MOHS Traffic Records Coordinator for Justice Courts throughout the State revealed a 80.34% conviction rate from 2009 to 2011. Unfortunately, the State does not have a centralized electronic reporting system in which all dispositions for citations/arrests are instantly recorded, analyzed and evaluated on a routine basis.

Currently, Mississippi does not have a Judicial Outreach Liaison (JOL). The State anticipates adding a JOL in FY14, so that judicial training on traffic safety issues can be addressed.

Ignition interlock is a sentencing option, but is not currently required for repeat offenders. As a result, ignition interlock is not being utilized in the sentencing of repeat offenders due to the lack of knowledge by judicial, lack of installation sites in the State and lack of monitoring process after sentencing. This is an issue that the JOL could help provide some guidance and direction to State judges.

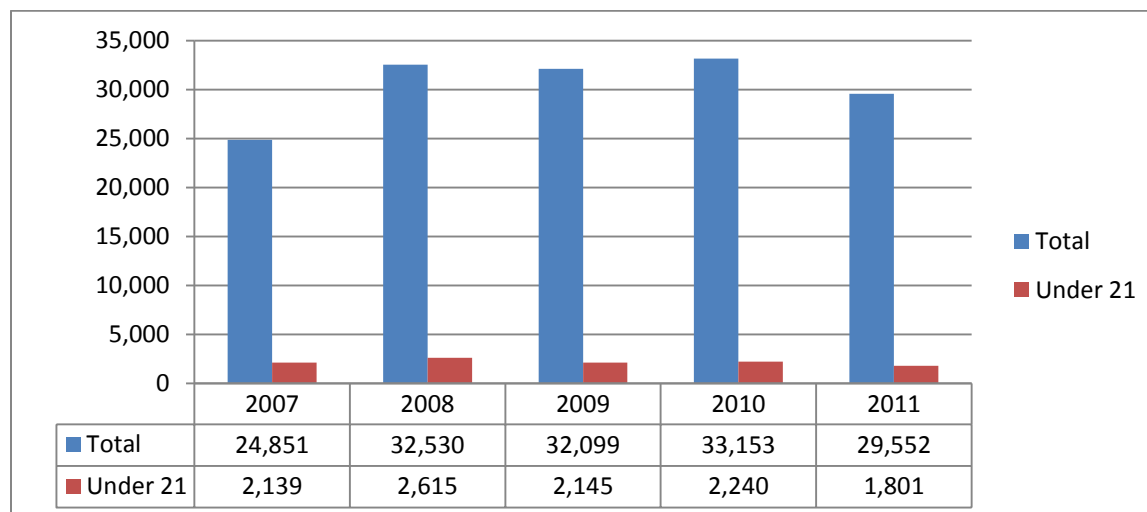
As a part of the overall Highway Safety Impaired Driving Program, impaired motorcycle riders will be an emphasis area the FY14 grant period. Officers will receive specialized training on the enforcement of impaired riders. MOHS will engage in an active public education and information campaign.

Alcohol remains a contributing factor in crashes and fatalities in the State of Mississippi. DUI arrests of Mississippi drivers are maintained on an automated driver history file, but Out-of-State driver arrests are not listed, due to the State having no jurisdiction over their driver licenses. Mississippi shares many border miles with Alabama, Tennessee, Arkansas and Louisiana. In addition, the gaming industry is located in some of these border areas and establishments offer free alcoholic drinks, thus raising Out-of-State DUI rates from 22% to almost 30% since gaming began.

Projections are made for Out-of-State DUI arrests from MHP trooper activity reports and selected major police departments in border cities and tourist areas. This gives the capability to compute estimates of total arrests for each year.

In 2011, there were 22,607 Mississippians arrested for DUI. Applying a 23.59% Out-of-State arrest rate, this produces an estimate of total arrests to be 29,552. A comparison chart is listed below.

### DUI Arrests in Mississippi in 2007 – 2011



In the last five years DUI arrests are up 19.2% from a low of 24,851 in 2007 to 29,552 in 2011. For this period, the most DUI arrests were written in 2010 with 33,153. DUI arrests have

increased a staggering 31.3% since 2005 when only 22,511 DUI arrests were made.

Underage drinking and driving continues to be a major traffic safety problem. In fact, the percentage of total teenage DUI's is greater than the 6.1% shown in the next table. This is because the under 21 count stated is the actual number of young Mississippi drivers arrested, but the total, as noted, includes Mississippi and Out-of-State drivers. We have no way of estimating the number of underage Out-of-State arrests. Mississippi underage drivers accounted for 8% of the total Mississippi drivers arrested for DUI in 2011. The most alarming fact is that these young drivers are committing two serious offenses. First, drinking alcohol illegally and then driving under the influence!

### **2007 - 2011 DUI Arrests**

Year	Total DUI Arrests	Underage 21 DUI	% Underage DUI
2007	24,851	2,139	8.6%
2008	32,530	2,615	8.0%
2009	32,099	2,145	6.7%
2010	33,153	2,240	6.7%
2011	29,552	1,801	6.1%

The impaired driver is a factor in fatal traffic crashes every year in Mississippi. Although speeding and other aggressive driving behaviors cause deadly traffic crashes too, alcohol remains the predominant enemy of traffic safety. When DUI arrests decrease, there are usually corresponding increases in traffic fatalities.

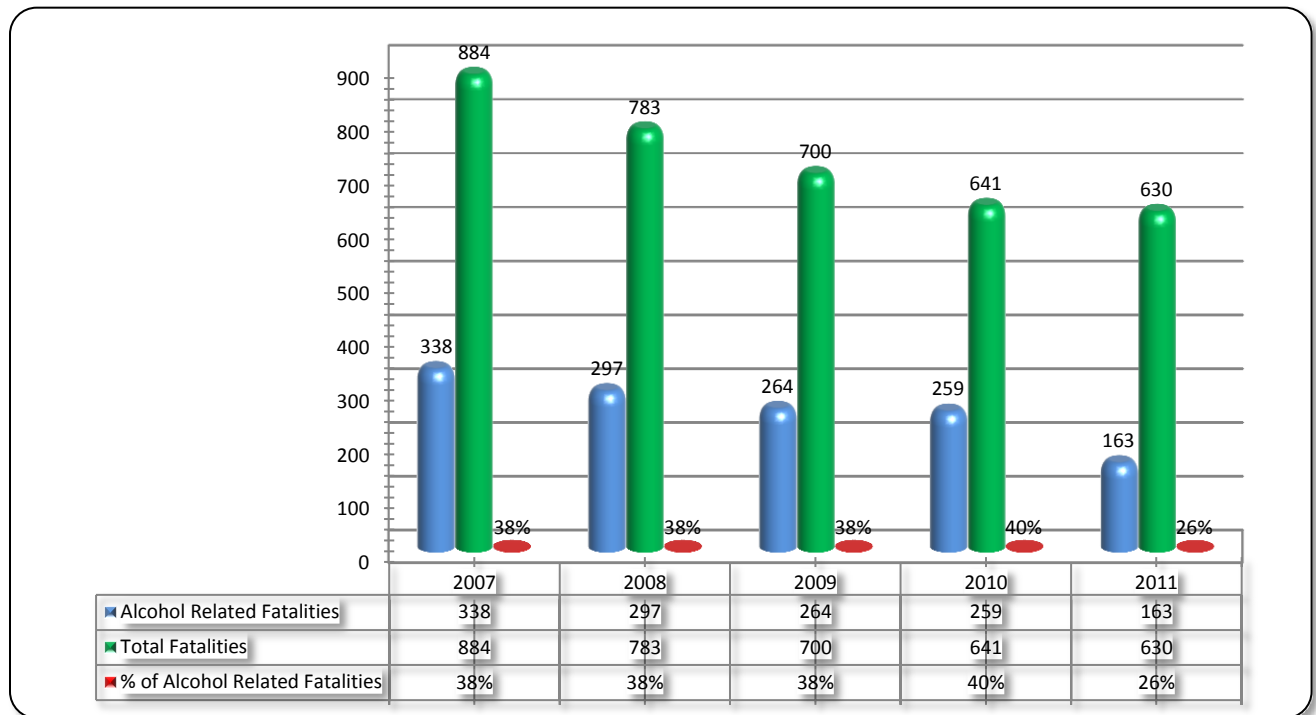
For the years 2007 through 2010, the rate of alcohol deaths decreased from 38% to 36%. Moreover, the number of alcohol deaths for this period decreased from 338 to 231 and total traffic fatalities had fallen from 884 to 641. In Mississippi for 2008, 38% of the fatalities were alcohol related, while the national average was 37%, and in 2009, 38% of the fatalities were alcohol related matching the national average, as can be seen in the next chart.

### **Mississippi Traffic Fatalities and Alcohol Involvement 2007 - 2011**

Year	Fatal Crashes	Fatalities	Alcohol Related Fatalities	% of Alcohol Related Fatalities
2007	804	884	338	38 %
2008	711	783	297	38 %
2009	631	700	264	38 %
2010	581	641	259	40 %
2011	567	630	260	41.3% *

For 2011, the number of alcohol-related fatalities is 260 based on current data from the crime lab. After NHTSA imputation, the estimated percentage should increase to approximately 30%. This would be a significant reduction in alcohol related fatalities and will be below the national average.

## Total Fatalities vs. Alcohol Related Fatalities



The conviction rate for 2011 was at a historic low of 83.3%. A special study has been conducted for Justice Courts that adjudicate MHP and sheriff DUI arrests. It is evident from the special study that these arrests are indeed being dismissed and/or reduced to lesser charges.

Felony DUI's (3rd offense) are mandated to be reported by the Circuit Court where the conviction occurred to the Department of Public Safety. However, most DUI abstracts come from Justice or Municipal courts. Therefore, the reported felony rate is very low (less than 1%). Historically, first offense DUI's have been about 67% of the total DUI offenses, before third offenses became a felony. During 2009, a local district attorney became so concerned about the felony DUI situation that he met with the State MAHSL members to address this problem. He developed a special reporting form to require the Circuit judge be notified to contact the Circuit Clerk and ensure the record is sent to DPS for posting of the DUI felony to the driver's file. This led to the significant increase in the conviction rate to 2.4% from 0.4% of DUI 3<sup>rd</sup> offenses in 2009. However, this rate for 2010 decreased to .6% and further decreased to .4% in 2011.

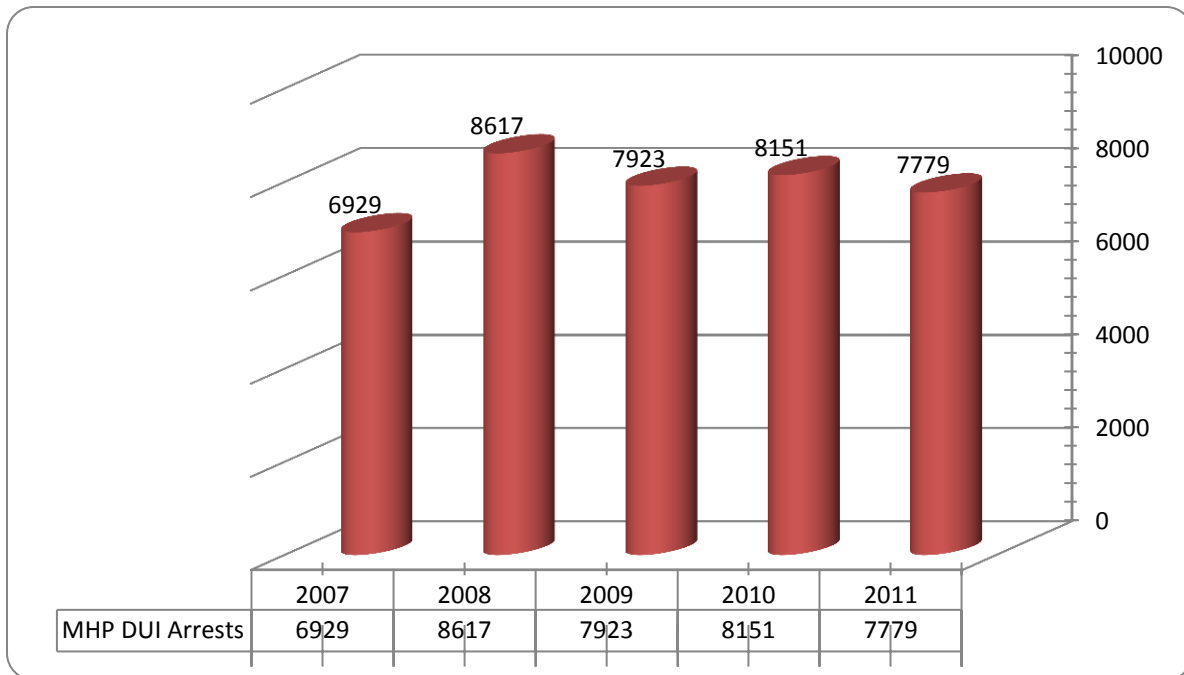
The under-reporting of felony DUI's accounts for the first offense DUI statistics being over 80% of arrests. To help combat this and other system issues, the Mississippi Alcohol Safety Education Program (MASEP) during the 2008 legislative session, the Implied Consent law was amended to require completion of MASEP, in order to get a driver license reinstatement after the first DUI offense. The primary goal of the program is to educate and prevent repeat offenders. The hardcore drinking driver, if not rehabilitated, will end up killing or maiming themselves or worse yet - innocent victim(s).

The State has recently passed State law (set to go into effect July 1, 2014) for mandatory ignition interlock use. This presents several challenges and concerns including the lack of installation

stations within the State.

DUI arrests by highway patrol troopers remained above 7,500 per year from 2000 through 2003. The year of Katrina (August, 2005), the MHP DUI arrests fell to 4,962, the lowest year in the 21st century. From 2006 through 2008, arrests rose from 5,271 to 6,929. In 2008, MHP arrests mirrored the 2003 numbers back to above 8,000 per year. The number for 2009 fell to 7,923. In 2010, MHP troopers made 8,151 DUI arrests and in 2011, MHP troopers issued 7,779 DUI citations. The sustained DUI enforcement projects initiated with MOHS funding has allowed the Mississippi Highway Patrol to maintain strict messages of zero tolerance for impaired driving.

**MHP DUI Arrests 2007 – 2011**



The following chart identifies statewide total DUI arrests, DUI refusal rate, BAC testing, and Conviction rate over the last 5 years:

**Statewide DUI Arrests, BAC Data and Conviction Rate**

Year	Total DUI Arrests	BAC Refusal Rate	DUI Refusals	BAC DUP's Tested	Conviction Rate
2007	24,851	24.5%	6,088	18,763	97.3%
2008	32,530	23.3%	7,579	24,951	86.4%
2009	32,099	24.2%	7,768	24,331	90.4%
2010	33,153	23.9%	7,924	25,229	88.9%
2011	29,552	23.5%	6,945	22,607	83.3%

Traffic enforcement not only saves lives, it also supplements many criminal enforcement activities. Reducing the incidence of DUI and increasing the use of occupant protection are two

of the most cost effective methods to reduce death and injury on the roadways. Seat belts remain one of the best defenses against impaired drivers. Whether being a crime victim or crash victim, all citizens ultimately pay the societal costs for health care and public safety resources.

In summation, all the alcohol traffic safety indicators show a positive change from 2007 to 2011. The most recent "Drive Sober or Get Pulled Over" public information and education campaign, coupled with strict traffic enforcement by State and local departments, document that the State has made significant progress in reducing deaths and injuries on MS roadways. Since 2007, both fatal traffic crashes and fatalities have steadily declined. Over the last five years, fatal crashes have decreased by 29.5%. For the same time period, traffic fatalities have decreased by 28.7%.

### **Occupant Protection**

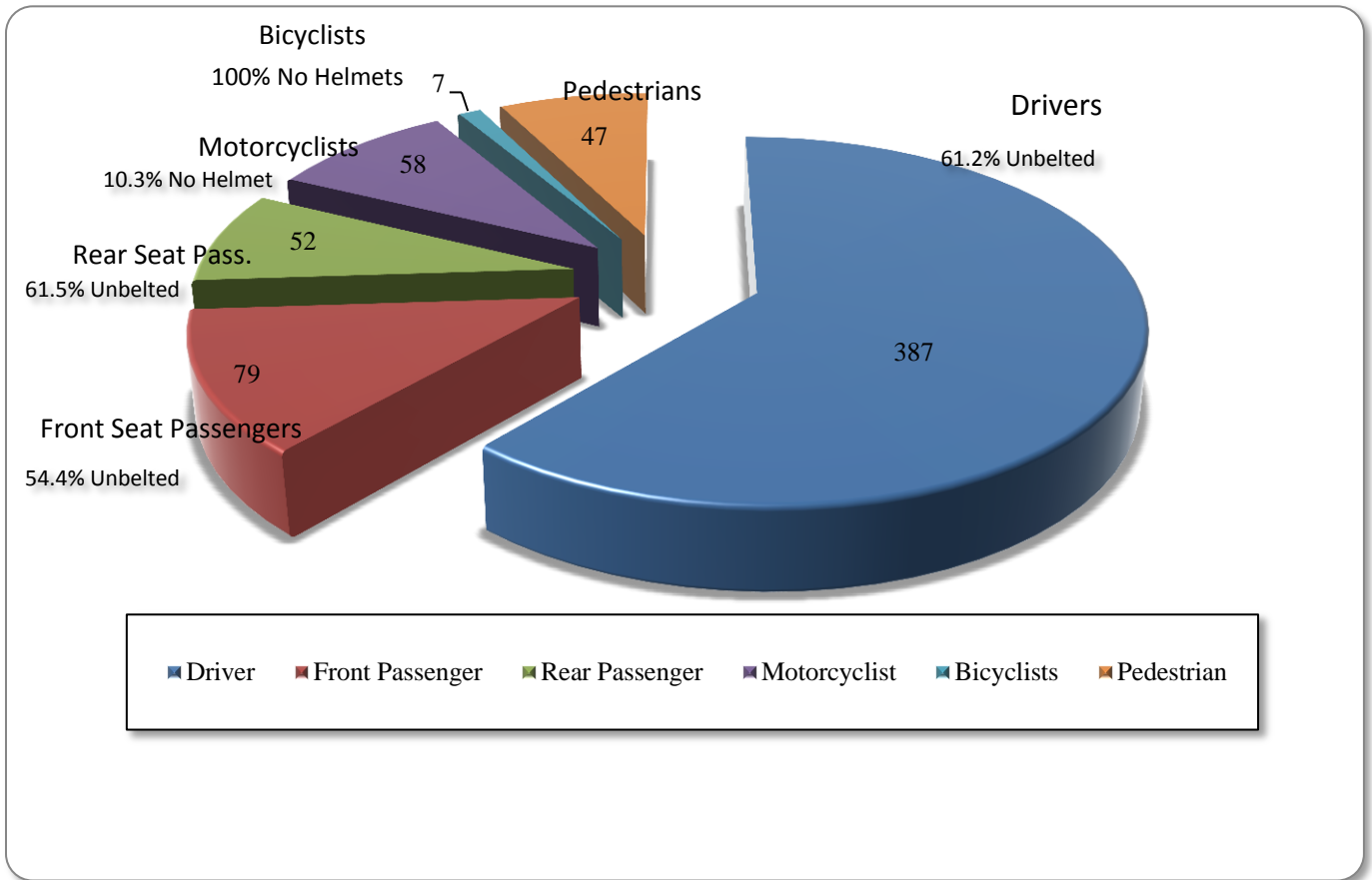
On May 27, 2006, Mississippi became the 22<sup>nd</sup> State to implement a primary safety belt law. With its adoption, Mississippi qualified for \$8.7 million dollars in incentive funds for traffic safety.

Historically, most of the drivers and passengers that die in traffic crashes are not belted. Although, safety belts cannot save all persons, it is estimated that fatalities are in fact reduced 50 to 65 percent when safety belts are used and becoming injured rather than killed. In 2011, there were 6,670 serious injuries and 77.6%, or more than 3 out of every 4, were wearing safety belts. This documented rate of usage in trauma data shows the effectiveness of seat belts. However, the 56 young drivers and passengers ages 16 to 20 that were killed were unbelted at an alarming rate of 77%. Many of these young motorists could have been saved by the seat belt.

There were 442 drivers sustaining life threatening injuries (A level) in 2011. These constituted those persons that would have died if not for EMS response within the "golden" hour after traumatic injury. Forty-nine percent (49%) were belted and subsequently, did not become a fatality.

During 2011, there were 4,064 drivers with moderate injuries (B level) and over four out of five were belted (80.4%). Most of these were transported by EMS to medical centers for observation and/or emergency room care. Moreover, there were 13,562 drivers with minor injuries (C level), with a belt rate of 94%. These statistics document the fact that as belt use increases, the severity of injury decreases. There is no doubt that seat belts save lives and/or reduce injury. With sustained statewide law enforcement, coupled with public information and education, Mississippi stands poised to save hundreds of lives and reduce thousands of injuries each year from increased safety belt usage by motorists.

## 2011 Mississippi Traffic Fatalities by Person Type and Restraint Use - 630 Total Fatalities



### Mississippi Usage Rate:

Occupant Protection continues to be a priority emphasis area for NHTSA and for the MOHS. The current seat belt usage rate for Mississippi is 83.2%. Law enforcement officers continue to issue seat belt and child restraint citations throughout the year and during the National Click It or Ticket campaign.

- Teenagers (ages 16 to 20 actually) were 11.9% of occupant deaths, while being only 6.2% of the licensed drivers. They were unbelted 59% of the time when killed.
- Young adults, ages 21 to 24, were 9.7% of occupant deaths with 73% unbelted.
- Ages 25 to 34, 98 young adults were killed and had an unbelted rate of 70%.
- Ages from 35 to 44 were unbelted 65% of the time.
- Senior adults killed (75 >) were belted 58% of the time, the highest belted rate of all adults.

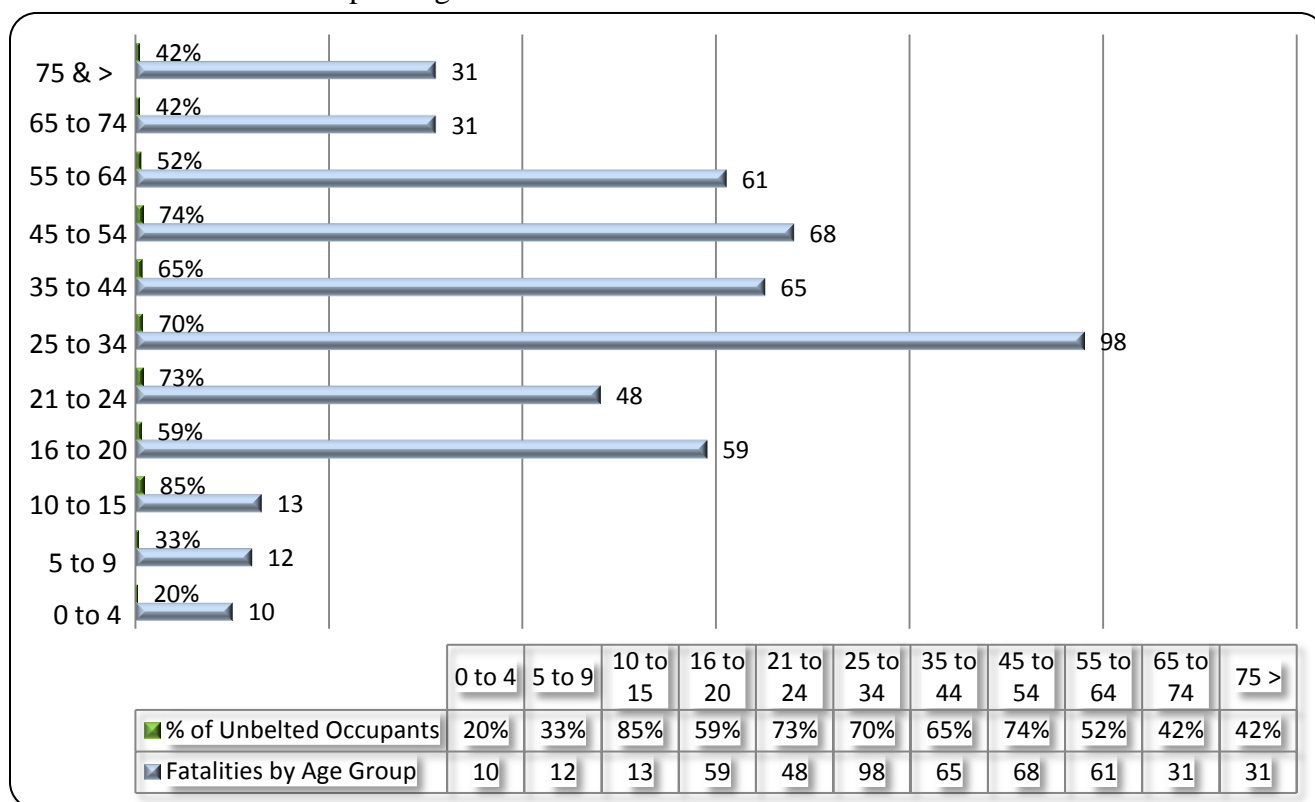


## Mississippi Occupant Protection Comparison Facts 2009 – 2011

	2009	2010	Change	2011	Change
Fatal Crashes	631	581	-7.90%	567	-2.40%
Fatalities	700	641	-8.40%	630	-1.70%
Seat Belt Citations	46,414	53,680	13.59%	49,922	-7.00%
Child Restraint Citations	11,237	10,970	2.40%	8,715	-20.50%
Fatalities not Belted	67.70%	62.40%	-5.70%	59.00%	-3.4030%
Ages 16 – 20 Killed and not Belted	77.30%	81.30%	4.00%	59.30%	22.00%

## Mississippi Occupant Fatalities by Age – 2011

There were 518 driver and passenger fatalities which were unrestrained.



The chart above shows occupant fatalities by age and occupant protection. There were 10 deaths of very young children, ages 0 to 4, with 8 out of 10 in child restraint devices (80% restrained). There were 12 fatalities ages 5 to 9 with 33% unrestrained. The ages 10 to 15 had 13 deaths with an overwhelming 85% unbelted. The legislature has debated a measure to mandate all juveniles under 18 be restrained in all seating positions. Presently, the law only covers to age eight in the rear seats.

Mississippi teenagers and young adults under age 35 represent significant traffic safety problems concerning seat belts. Teenagers (ages 16 to 20 actually) were 11.9% of occupant deaths while being only 6.2% of the licensed drivers. They were unbelted 59% of the time when killed. Young adults, ages 21 to 24, were 9.7% of occupant deaths with 73% unbelted. Of the occupant deaths

ages 25 to 34, 98 young adults were killed and had an unbelted rate of 70%. Deaths of the ages from 35 to 44 were unbelted 65% of the time. The most senior adults killed (75 >) were belted 58% of the time, the highest belted rate of all adults.

Mississippi will be focusing on the listed below counties during the FY14 year, as they represent the Top 25 counties with unbelted teen drivers. During 2010-2012, there were 142 teens killed. Out of 142 teens killed, 107 were unbelted, which represent 75% of all fatal crashes were unbelted.

**TOP 25 COUNTIES FOR TEEN FATALITIES**

Counties	
Hinds	Itawamba
Lauderdale	Harrison
Jackson	Rankin
Desoto	Greene
Lee	Adams
Carroll	Clarke
George	Hancock
Jones	Lincoln
Marion	Neshoba
Newton	Oktibbeha
Pontotoc	Simpson
Tate	Tippah
Yazoo	

**Impoverished Areas:**

The Mississippi Delta is the distinctive northwest section of the state of Mississippi that lies between the Mississippi and Yazoo rivers. The region has been called “The Most Southern Place on Earth” (“Southern” in the sense of “characteristic of its region, the American South”) because of its unique racial, cultural, and economic history. It was once of the richest cotton-growing areas in the nation. Before the American Civil War (1861-1865), the region attracted many speculators who developed land for cotton plantations; they became wealth planters dependent for labor on black slaves.

The majority of residents in several counties across the region are African American, which is one reason that the Delta region was selected. The agricultural economy does not support much business, and the region has worked to diversify. The strong musical tradition of African Americans developed blues and jazz. At times the region has suffered heavy flooding from the Mississippi River, notably in 1927 and 2011.

It includes all or part of the following counties: Washington, Desoto, Humphreys, Carroll, Issaquena, Panola, Quitman, Bolivar, Coahoma, Leflore, Sunflower, Sharkey, Tunica, Tallahatchie, Holmes, Yazoo, and Warren.

The area of the Delta is considered rural area of the State, due to the lack of major industry and jobs in the area. The citizens of the Delta rely heavily on agriculture and farming. The Delta is rich in farm land and resources, but has very few urbanized areas.

In recent years, due to the growth of the automobile industry in the South, many parts suppliers have opened facilities in the Delta (as well as on the Arkansas Delta side of the Mississippi River, another area of high poverty). The 1990s legalization of casino gambling in Mississippi has boosted the Delta's economy, particularly in the areas of Tunica and Vicksburg.

<b>Delta Region</b>					
<b>County</b>	<b>Population</b>	<b>Per Capita Income</b>	<b>Median Household</b>	<b>Persons Below Property Level</b>	<b>Seatbelt Survey County</b>
Panola	34704	16,449	\$34,594	28.10%	
Humphreys	9375	13,448	\$25,730	42.00%	
Coahoma	26151	16,116	\$26,050	37.20%	
Bolivar	34145	16,114	\$27,173	34.60%	
Washington	51137	16,856	\$28,591	36.00%	
Leflore	32317	12,754	\$22,353	40.40%	76.80%
Sunflower	29450	12,601	\$27,042	31.80%	77.70%
Quitman	8223	13,293	\$24,545	36.30%	
Tunica	10778	14,963	\$30,470	27.20%	
Warren	48773	22,181	\$40,469	22.40%	98.50%
Issaquena	1406	10,458	\$22,396	40.00%	
Yazoo	28065	14,730	\$27,979	32.20%	
Tallahatchie	15378	13,265	\$27,092	32.80%	
Sharkey	4916	14,750	\$29,451	36.20%	
Carroll	10597	16,412	\$28,793	23.90%	
DeSoto *	161252	25,065	\$59,734	9.50%	66.70%

\* DeSoto Median Income is higher due to the close proximate to TN (Memphis) and many of the residents drive over the State boarder for work.

## Speed

NHTSA defines speeding as driving too fast for conditions or exceeding the posted speed limit. The MOHS Police Traffic Services Program plans to increase enforcement, education, and training in traffic enforcement and effective adjudication, thereby reducing the incidence of aggressive and improper driving, including speed. Traffic enforcement has been a long mainstay of the police profession. Increasing community demands on law enforcement agencies, rising crime rates, and shifting priorities have begun to direct resources away from traffic enforcement. MOHS, along with all awarded agencies, will implement activities in support of national highway safety goals to reduce motor vehicle related fatalities. The requirements include: National law enforcement mobilizations and sustained enforcement of statutes addressing impaired driving, occupant protection and driving in excess of posted speed limits activities

dependent upon the funding source of the contract. All awarded contracts are required to complete the HVE Compliance form which defines the mobilizations and sustained enforcement activities.

In addition to solving crimes, traffic enforcement works to reduce the huge human and financial cost of automobile crashes. With an average cost of \$150 billion per year, more people are killed each year in traffic crashes (a fatality every 13 minutes) than by murder (one every 21 minutes). Seatbelts, air bags, other restraint systems and anti-lock brakes have significantly contributed to reducing injuries and deaths from traffic crashes, but these technological advances are only a step in the process. Continued improvements in vehicle design are necessary to protect occupants, along with education and behavior modification.

Effective and ongoing traffic enforcement is a key factor in improving or maintaining a community's quality of life. As crime increases and more demands are placed on law enforcement agencies, the importance of effective traffic enforcement rises. Among the problem are funding issues, shifting demands for police services and projected increases in registered drivers and traffic fatalities. Law Enforcement organizations will have to refocus traffic enforcement to respond to the coming changes and improve traffic services.

The public's lack of compliance with traffic laws and the view that driving beyond the speed limit is acceptable must be changed. It is imperative that the motoring public understand that driving under the influence of alcohol, driving too fast and not wearing their seatbelt is dangerous and unacceptable behavior.

### **Speed Related Crashes 2007-2011**

<b>Crash Year</b>	<b>Total Fatalities</b>	<b>VMT (Millions)</b>	<b>Speed-Related Fatalities</b>	<b>Speed-Related Fatality Rate by Vehicle Miles Traveled (VMT)</b>
2007	884	42,755	349	.82
2008	783	43,561	327	.75
2009	700	40,341	106	.26
2010	641	39,842	129	.32
2011	630	39,309	99	.25

Although much of the public concern about speeding has been focused on high-speed Interstates, they actually have the best safety record of all roads and the lowest speeding fatality rate.

- Almost 50% of Speed-related fatalities occur on lower speed collector and local roads with limits of 50 mph or less.
- For drivers involved in fatal crashes, young males are the most likely to be speeding.
- Law enforcement officials consistently report that speeding is the number 1 or 2 traffic complaint from citizens to their agencies.
- Speeding is responsible for 27% of all contacts between drivers 16 and older and law enforcement.

Engineering, enforcement, and education must be integrated and coordinate for speed management programs to be successful and sustainable. The MOHS is proposing to conduct a series of projects on setting and enforcing rational speed limits to demonstrate this approach.

- Set speed limits between the 50<sup>th</sup> and 85<sup>th</sup> percentile speed based on crash history, pedestrian activity and other factors.
- Implementation of strict enforcement with a low tolerance for speeds exceeding the limit.
- Integrate with PI & E explaining the purpose of the revised limits and the consequences for violators.

### **Motorcycle Safety**

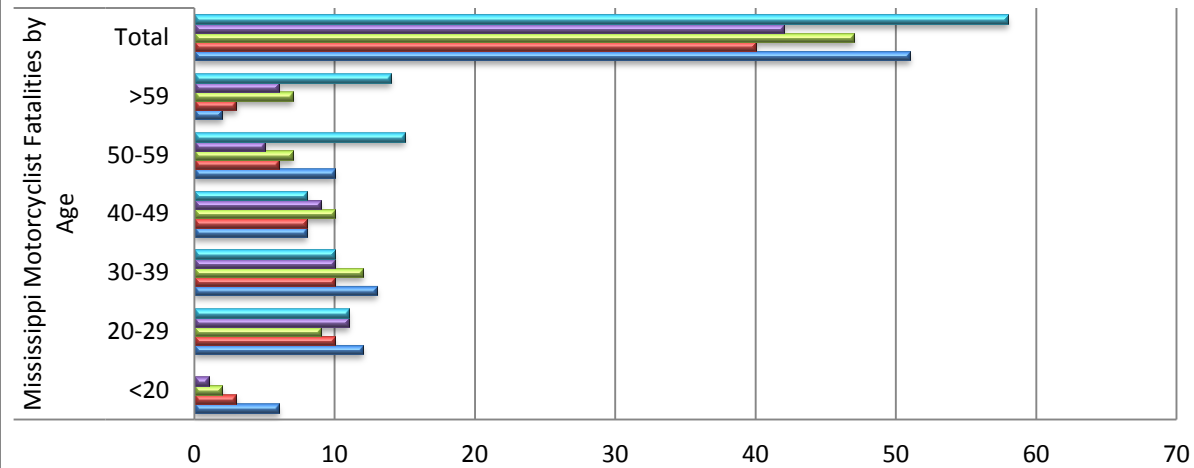
In 2009, motorcycle registrations in Mississippi were 55,418 which increased to 56,406 in 2010. In 2011 there was a 13% decrease from 2010 to 48,831, which can be partially attributed to the economy and motorcycles are considered more of a recreational vehicle vs. a primary source of transportation.

In the last three (3) years, there has been a large number of motorcycle crashes in the State. The chart below identifies the total number of motorcycle crashes broken out by roadway systems for the past 5 years. In 2008, there were a total of 983 motorcycle crashes, 793 crashes in 2009, 865 crashes in 2010 and 887 in 2011. Of these crashes, there were 40 fatal with 676 injury in 2008; 47 fatal with 550 injury in 2009; 42 fatal with 622 injury crashes in 2010; and 55 fatal with 642 injury crashes in 2011. The total motorcycle fatalities increased by 23% to 55 with a decrease in motorcycle registrations to 48,831 in 2011. Of the 55 fatalities in 2011, 9.1% were alcohol involved crashes which is a significant reduction over previous year of 23.8% alcohol related fatalities.

### **2007 – 2011 Motorcycle Crashes by Road System**

<b>Year</b>	<b>City Streets</b>	<b>County Roads</b>	<b>MHP Highways</b>	<b>Misc. Roads</b>	<b>Total Crashes</b>
<b>2007</b>	504	224	172	3	903
<b>2008</b>	547	224	206	6	983
<b>2009</b>	442	203	142	6	793
<b>2010</b>	547	224	88	6	865
<b>2011</b>	466	225	192	7	890

## Motorcyclist Fatalities by Age 2007-2011



	<20	20-29	30-39	40-49	50-59	>59	Total
2011	0	11	10	8	15	14	58
2010	1	11	10	9	5	6	42
2009	2	9	12	10	7	7	47
2008	3	10	10	8	6	3	40
2007	6	12	13	8	10	2	51

## 2007 – 2011 Motorcycle Crashes by Severity

Year	Fatal Crashes	Injury Crashes	Property Damage Only	Total Crashes
2007	51	638	214	903
2008	40	676	267	983
2009	47	550	196	793
2010	42	622	201	865
2011	58	642	190	890

## 2008 – 2011 Motorcycle Fatalities by Alcohol Involvement

Year	No Alcohol	Alcohol Involved	Total Fatalities	Percent of Fatalities Alcohol Involved
2007	43	8	51	16%
2008	30	10	40	25.0%
2009	46	1	47	2.2%
2010	32	10	42	23.8%
2011	47	11	58	19.0%

We are unable to determine the number of citations written specifically for motorcycle riders due to the specific vehicle type not being recorded in the State data base for convicted citations per MOHS Traffic Records. The current citations utilized throughout the State contain a section

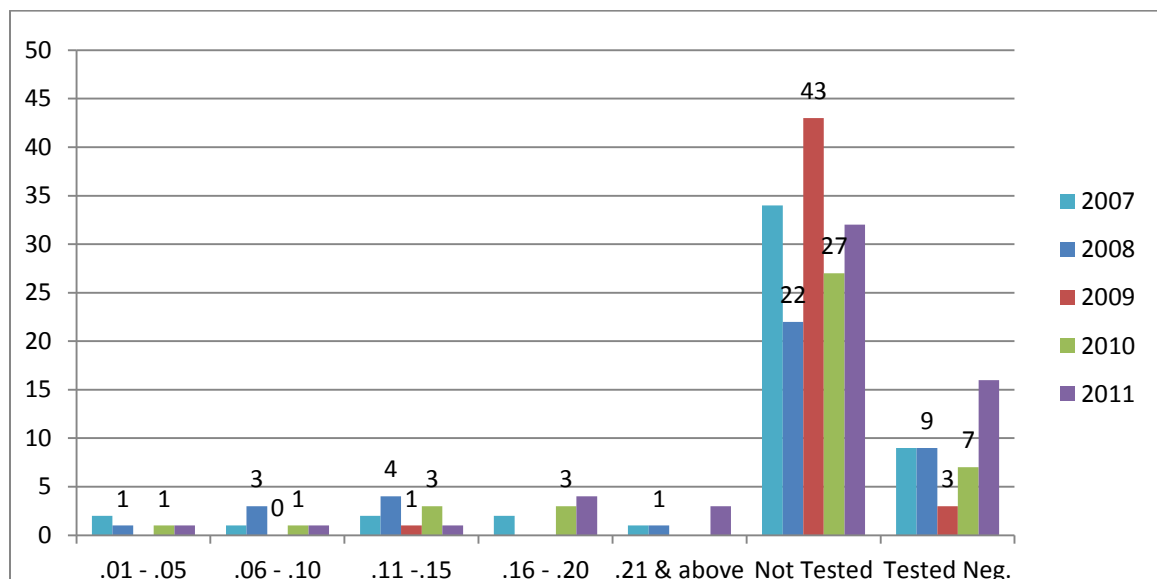
specific for vehicle identification; however, this information is not recorded during the entry process of convicted citations by the State.

The State is currently working with an electronic citation system (eCite) which allows the vehicle information to be recorded automatically upon entry of a citation by an officer. Currently the eCite system is being used by the Mississippi Highway Patrol only. The eCite system will be available to begin implementation to law enforcement agencies across the State in 2014. The vehicle identification issue will be addressed through the eCite Project and the project director will work to ensure query capabilities for all fields recorded on the electronic citation for statistical purposes in the future for identifying highway safety problem throughout the State.

The average BAC for all alcohol impaired driving crashes in the State is .143 which is well above 0.08 and 0.02 for persons under 21.

The following BAC was recorded for the motorcycle fatalities:

### Fatal Motorcycle Crash BAC Results



Mississippi has a strong motorcycle helmet law. With high fuel costs, more and more Mississippians are riding motorcycles. In 2010, 38% of the motorcyclists killed were not wearing helmets. In 2011, registrations fell to 48,831, yet fatalities increased to 58. Six of the motorcycle riders (10.9%) were not using helmets when killed. Mississippi consistently maintains a 99% motorcycle helmet usage in the annual Motorcycle Survey conducted by Mississippi State University.



## 2007 – 2011 Motorcycle Fatalities by Helmet Usage

Year	No Helmet Used	Helmet Used	Helmet Used Improperly	Percent of Fatalities with no Helmet Use	Total Fatalities	Registered Motorcycles
2007	17	33	1	33.33%	51	39,599
2008	8	32	0	20.00%	40	55,951
2009	6	41	0	12.80%	47	55,418
2010	16	26	0	38.00%	42	56,406
2011	6	52	0	10.34%	58	48,831

## 2007 – 2011 Motorcyclist Fatalities by Age

Year	Age						Total
	<20	20-29	30-39	40-49	50-59	>59	
2007	6	12	13	8	10	2	51
2008	3	10	10	8	6	3	40
2009	2	9	12	10	7	7	47
2010	1	11	10	9	5	6	42
2011	0	11	10	8	15	14	58

Due to the increase in fatal and injury crashes for motorcycles, MOHS is making motorcycle safety programs one of the State’s primary focuses during the FY14 grant period. Programs will be implemented to include training, public awareness and community outreach throughout the State. Programs not yet developed or implemented for motorcycle safety will be sought after throughout 2014 in an effort to reduce the number of motorcycle crashes in the State.

### **4. PERFORMANCE MEASURES**

#### **Setting of Performance Measures:**

Projects and activities are developed based on the highway safety problems identified through research and review of traffic safety data. Data sources used are listed on page 14. Additionally, partners providing input into the performance measures for FY14 are included on Page 19.

Goals and performance measures are developed after reviewing the problem identification. Comparisons are made of rates and trends over time (3 to 5 years) and goals are set and performance measures are derived with input from each of the program coordinators, the traffic records coordinator, and the MOHS Director. The reduction of traffic fatalities and injuries iterates the mission and the priorities are set by selecting activities that address the State problems. All projects must incorporate at least one of the following goals: decrease impaired driving, increase belt use, attack aggressive driving including speeding, or focus on demographic populations that are over-represented for traffic safety issues.

## Development of Program Area Goals, Objectives and Performance Measures:

The Mississippi Office of Highway Safety (MOHS) utilizes the performance measures agreed upon between the National Highway Traffic Safety Administration (NHTSA) and the Governors Highway Safety Association (GHSA). The MOHS also has additional performance measures that are not included as the core group.

The NHTSA and GHSA publication, *Traffic Safety Performance Measures for States and Federal Agencies*, identified 14 measures that States should use. These include 10 core outcome measures, 1 core behavioral measure and three activity measures.

### Performance Outcome Measures:

1. Number of traffic fatalities (FARS);
2. Number of serious injuries in traffic crashes (State crash data files);
3. Fatalities/VMT (FARS, FHWA);
4. Number of unrestrained passenger vehicle occupant fatalities, all seat positions (FARS);
5. Number of fatalities in crashes involving a driver or motorcycle operator with a BAC of .08 and above (FARS);
6. Number of speed- related fatalities (FARS);
7. Number of motorcyclist fatalities (FARS);
8. Number of un-helmeted motorcyclist fatalities (FARS);
9. Number of drivers age 20 or younger involved in fatal crashes (FARS); and
10. Number of pedestrian fatalities (FARS)

### Core Behavior Measure:

11. Observed seat belt use rate for passenger vehicles, front outboard occupants (State survey).

### Activity Performance Measures:

12. Number of seat belt citations issues during grant funded enforcement activities (grant activity reports);
13. Number of impaired driving arrests made during grant funded enforcement activities (grant activity reports); and
14. Number of speeding citations issued during grant funded activities (grant activity reports).

### MOHS GOALS:

1. Number of teen traffic alcohol related fatalities (FARS);
2. Number of teen unrestrained fatalities, all seat positions (FARS); and
3. Number of teen speed- related fatalities (FARS)

## **5. PERFORMANCE TARGET SETTING**

**Below are the performance targets proposed by the MOHS for the FY14 grant year.**

### **HIGHWAY SAFETY PLAN 2014**

#### **Goals and Performance Measures**

---

**Goal: To reduce traffic fatalities to 545 and serious injuries to 6,028 or below by 2013.**

##### **C-1 Core Outcome Measure/Fatality Rate:**

To decrease the number traffic fatalities by 10% from the calendar year 2011 of 630 to 567 by the end of FY14. To decrease the number of traffic fatalities by an additional 5% for a long term goal of 539 fatalities by the end of 2015.

##### **C-2 Core Outcome Measure/Injury Rate:**

To decrease the number of serious traffic injuries by 10% from the calendar year 2011 of 6,670 to 6,003 by end of FY14. To decrease the number of serious injuries by an additional 5% for a long term goal of 5,703 by the end of 2015.

##### **C-3 Core Outcome Measure/Fatality Rate:**

To decrease the number of fatalities by VMT 10% from the 2011 calendar year of 1.60 to 1.44 by end of FY14. To decrease fatalities by an additional 5% for a long term goal of 1.37 by the end of 2015.

- To decrease the number of rural fatalities by VMT 10% from the 2011 calendar year of 2.17 to 1.95 by end of FY14. To decrease the number of fatalities by an additional 5% for a long term goal of 1.85 by the end of 2015.
- To decrease the number of urban fatalities by VMT 10% from the 2011 base calendar year of .74 to .67 by end of FY14. To decrease the number of fatalities by an additional 5% for a long term goal of .64 by the end of 2015.

##### **C-4 Core Outcome Measure/Unrestrained Passengers:**

To decrease the number of unrestrained passenger vehicle occupant fatalities in all seating positions 10% from the 2011 base calendar year of 305 to 275 by end of FY14. To decrease the number of unrestrained passenger vehicle occupant fatalities by an additional 5% for a long term goal of 262 by the end of 2015.

##### **C-5 Core Outcome Measure/Alcohol and Other Drugs:**

To decrease the number of fatalities in crashes involving a driver or motorcycle operator with a BAC of .08 and above from 15% from the 2011 calendar year of 158 to 134 by end of FY14. To decrease the number of fatalities by an additional 5% for a long term goal of 127 by the end of 2015.

- To decrease the number of alcohol related motorcyclist fatalities from 3 in 2011 to 2 by the end of FY14. To decrease the number of alcohol related motorcyclist fatalities for a long term goal of 1 by the end of 2015.
- To decrease the number of impaired related crashes involving drivers under the age of 20 from 3 in 2011 to 2 by the end of FY14. To decrease the number of impaired related crashes involving drivers under the age of 20 to 1 by the end of 2015.
- To increase the percentage of DUI convictions by 10% from 83.3% in 2012 to 92% by end of FY14.

**C-6 Core Outcome Measure/ Speed:**

To decrease the number of speeding-related fatalities 10% from the 2011 calendar year baseline of 99 to 90 by end of FY14. To decrease the number of speeding related fatalities by an additional 5% for a long term goal of 86 by the end of 2015.

**C-7 Core Outcome Measure/Motorcycles:**

To decrease the number of motorcyclist fatalities 10% for the 2011 calendar year of 58 to 52 by end of FY14. To decrease the number of motorcyclist fatalities by an additional 5% for a long term goal of 49 by the end of 2015.

**C-8 Core Outcome Measure/Un-helmeted Motorcyclists:**

To decrease the number of un-helmeted motorcyclist fatalities from the 2011 calendar year of 6 to 5 by end of FY14. To decrease the number of un-helmeted motorcyclist fatalities for a long term goal of 4 by the end of 2015.

**C-9 Core Outcome Measure/Under 21:**

To decrease the number of drivers aged 20 or younger involved in fatal crashes by 15% from the 2011 calendar year baseline of 87 to 74 by end of FY14. To decrease the number of drivers aged 20 or younger by an additional 5% for a long term goal of 70 by the end of 2015.

**C-10 Core Outcome Measures/Pedestrians:**

To decrease the number of pedestrian fatalities 10% from the 2011 base calendar year baseline of 47 to 42 by end of FY14. To decrease the number of pedestrian fatalities by an additional 5% for a long term goal of 40 by the end of 2015.

**B-1 Core Behavior Measure/Occupant Protection:**

To increase statewide observed seat belt use of front seat outboard occupants in passenger vehicles from the 2011 calendar year usage rate of 81.88% to 84% by end of FY14. To increase the statewide observed seat belt use rate to the national average of 85% by the end of 2015.

**Outcome Measure/Traffic Records:**

To decrease the number of day's crash data is available electronically from the crash event by 20% from 2.7 days in 2011 to 2.16 days by end of FY14. To decrease the number of day's availability by an additional 5% for a long term goal of 2.05 days by the end of 2015.

**Outcome Measure/Traffic Records:**

To decrease the number of day's citation data is available electronically from the citation date by 10% from 9.5 days in 2011 to 8.55 days by end of FY14. To decrease the number of days citation data by an additional 5% for a long term goal of 8.12 by the end of 2015.

**Outcome Measure/Traffic Records:**

To increase the percentage of agencies entering crash and citation data electronically by .1% from 99.9% in 2011 to 100% by end of FY14.

**Achievement Measures**

**Achievement Measure/Speed:**

To increase the number of speeding citations issued during grant-funded enforcement activities by 10% from 17,855 in 2011 to an increase goal of 19,641 by the end of FY14. To increase the number of speeding citations issued during grant-funded enforcement activities by an additional 5% for a long term goal of 20,623 by the end of 2015.

**Achievement Measure/Seat Belts:**

To increase the number of seatbelt citations issued during grant-funded enforcement activities by 10% from 26,375 in 2011 to 29,013 by the end of FY14. To increase the number of seatbelt citations issued during grant funded activities by an additional 5% for a long term goal of 30,464 by the end of 2015.

**Achievement Measure/Impaired Driving:**

To increase the number of impaired driving arrests made during grant funded activities by 10% from 13,315 in 2011 to 14,646 by the end of FY14. To increase the number of impaired driving arrests issued during grant funded activities by an additional 5% for a long term goal of 15,378 by the end of 2015.

**ADDITIONAL GOALS AND PERFORMANCE MEASURES:**

**MOHS Outcome Measure: Teen-Alcohol:**

Reduce teen alcohol related fatalities by 10% from 12 in 2011 to 11 in FY14. To Decrease teen alcohol related fatalities by an additional 5% for a long term goal of 10 by the end of 2015.

**MOHS Outcome Measure: Teen-OP:**

Reduce teen unrestrained fatalities by 10% from 59 in 2011 to 54 in FY14. To decrease teen unrestrained fatalities by an additional 5% for a long term goal of 51 by the end of 2015.

### **MOHS Outcome Measure: Teen-Speed:**

Reduce teen speed related fatalities by 10% from 17 in 2011 to 15 in FY14. To decrease teen speed related fatalities by an additional 5% for a long term goal of 13 by the end of 2015.

## **6. EVIDENCE BASED STRATEGIES AND PROJECT SELECTION PROCESS**

The MOHS uses Countermeasures that Work: A Highway Safety Countermeasures Guide for State Highway Safety Offices, Seventh Edition, 2013, published by NHTSA to select strategies that will be used for the upcoming grant year. The MOHS takes into consideration all data that is available, target areas and the countermeasures to begin the selection process for applications and to determine what the MOHS hopes to accomplish during the grant year.

Below are the countermeasures for each program areas that the MOHS will be requesting funding for implementation of projects.

### **Impaired Driving Countermeasures:**

#### **FY14 Impaired Driving Proposed Strategies**

Alcohol countermeasures projects proposed for this fiscal year fall under one of the following countermeasures as published by NHTSA.

- Countermeasure: 2.1 Publicized Sobriety Checkpoints;
- Countermeasure: 2.2 Publicized Saturation Patrols;
- Countermeasure: 2.3: Preliminary Breath Test Devices (PBT);
- Countermeasure 2.4: Passive Alcohol Sensors: (PAS);
- Countermeasure 2.5: Integrated Enforcement;
- Countermeasure 3.1: DWI Courts;
- Countermeasure: 3.3: Court Monitoring;
- Countermeasures 4.1: Alcohol Problem Assessment and Treatment;
- Countermeasure 4.2: Ignition Interlock;
- Countermeasure 5:2: Mass Media Campaign;
- Countermeasure 5:3: Responsible Beverage Service;
- Countermeasure 5.5: Designated Drivers;
- Countermeasure 6:1: Minimum Drinking Age 21 Laws;
- Countermeasures 6.2: Zero Tolerance;
- Countermeasures 6.5: Youth Programs;
- Countermeasures 7.1: Enforcement Drugged Driving; and
- Countermeasure 7.2: Drugged Driving Law

## **MOHS Impaired Driving Strategies:**

### **Impaired Driving Task Force:**

The impaired driving task force reviews and approves of the Impaired Driving Plan for the 405 NHTSA Application, (FY 14 405(d)-Impaired Driving Appendix A), as well as the HSP.

The impaired driving task force committee voted on June 14, 2013 to approve an updated Impaired Driving Plan for inclusion in the 405(d) application and incorporate in the HSP. A listing of the impaired driving task members can be found in the 405(d) application, on page pages 43 and 44.

### **STEP Programs:**

The Selective Traffic Enforcement Program (STEP) - include projects which pay for traffic enforcement overtime activities (above and beyond agency's current enforcement activities). All STEP programs must either have established written STEP operating policies and procedures, or will develop written policies and procedures before STEP grants can be executed.

- Fund impaired driving checkpoints and/or saturation patrol training;
- Impaired project agencies within a high risk location will conduct at least one special impaired driving enforcement operation per month;
- Distribute National Impaired Driving Campaign Blitz information/reporting packets;
- MHP will conduct at least two safety checkpoints per month within each of the areas ranked highest for alcohol related fatalities in the State;
- Each local project will generate earned media and shall utilize the earned media before, during and after planned high visibility enforcement efforts conducted during the National Impaired Driving Blitz Campaigns and State holiday campaigns

### **STEP Enforcement Periods:**

Law Enforcement agencies must participate in the following required State and national campaigns for impaired driving campaigns during the grant period as follows:

**National Campaigns:** Must conduct minimum of four (4) checkpoints and/or saturation patrols during these campaigns/blitz periods.

- Christmas/New Year's Impaired Driving Campaign; and
- Labor Day Impaired Driving Campaign

**State Holiday Campaigns:** Must conduct minimum of two (2) checkpoints and/or saturation patrols during these holiday campaigns/blitz periods.

- Thanksgiving Holiday period;
- Super Bowl Sunday (at least one checkpoint/saturation for one day event);
- Memorial Day Holiday period; and
- 4<sup>th</sup> of July weekend



### High Visibility Enforcement:

State police and local law enforcement will be involved in conducting high visibility enforcement blitz efforts which will include checkpoints, saturation patrols and other detailed activities in a joint effort to reduce the number of alcohol-related fatalities in Mississippi.

MOHS, along with all awarded agencies, will implement activities in support of national highway safety goals to reduce fatalities (according to their specific funding source). All awarded contract are required to complete the HVE Compliance form at implementation which defines the mobilizations and sustained enforcement activities.

Enforcement agencies will be strongly advised to ensure the site itself has maximum visibility from each direction and has sufficient illumination to ensure safety during night inspection along with the use of reflective vest (use of vest outlined by MDOT).

Enforcement efforts from county, local law enforcement and the Mississippi Highway Patrol will be concentrated in areas that have been identified as high driving fatality and severe injury crash locations in Mississippi.

The MOHS will continuously seek to expand in the areas of enforcement, training, public awareness and community outreach, etc. in an effort to address impaired highway safety issues identified in FY14. The implementation of these programs will assist the State in meeting the impaired driving highway safety goals and performance measures for FY14.

### National Blitz:

Participate in the National Impaired Driving Crackdowns.

- Distribute education and outreach materials;
- Fund enforcement to multiple agencies(checkpoints/saturation patrol);
- Fund full time DUI Officers;
- Fund STEP high visibility enforcement activities;
- Issue press releases and participate in earned media; and
- Fund paid media.

### Training:

Provide statewide training for Standardized Field Sobriety Training, Advanced Roadside Impaired Driving Expert, Drug Recognition Expert, Complete Traffic Stops and (Phlebotomy).

- Continue funding the Mississippi Law Enforcement Liaison (LEL) Training Program;
- Provide classes free of cost for law enforcement; and
- Provide technical support for law enforcement agencies thru statewide LEL's and LEL coordinators.

### Survey:

Conduct an attitudinal survey based on the NHTSA/GHSA agreed upon questions to track driver attitude and awareness related to impaired driving.

- Contract with a Research Group to perform Behavioral Measures Survey;
- Conduct Survey within final quarter of grant period; and
- Generate final analysis report to include in the Annual Report.

### Evaluation:

- Evaluate grant funded impaired driving activities;
- Review monthly cost report;
- Review monthly activity reports;
- Review quarterly progress reports;
- Conduct in-house monitoring; and
- Conduct on-site monitoring visits.

### DUI Outreach/Court Monitoring

- Hire and fund a Judicial Outreach Liaison and court monitors to address the decline in DUI convictions throughout the State;
- Increase Judicial training;
- Work in conjunction with other impaired driving programs, i.e. TSRP and LEL programs; and
- Address the decline in impaired driving (DUI) conviction rate throughout the State.

### Public Information and Education:

- Implement educational alcohol/drug programs aimed at reducing the number of impaired drivers under the age of 21, to include parent education;
- Continue funding the MADD youth program across the State;
- Continue funding DREAM youth programs to reach youth through peer to peer education, conferences and programs across the State;
- Continue funding the MOHS Safety Training and Recognition Symposium, which provides training to law enforcement, partners and other groups through a 3 day educational conference on highway safety issues, including alcohol and drug programs;
- Fund and conduct internal and external outreach programs; and
- Provide driver education materials and information.

### Education:

- Improve education on new and/or updated laws related to alcohol/drug impaired driving;
- Supply services through the LEL Program and TSRP Program;
- Provide information through MAHSL Meetings and special MOHS Task Forces;
- Enforce Underage Drinking Laws (EUDL) thru enforcement and education;
- Work in conjunction with Alcoholic Beverage Control (ABC) on underage drinking and server training programs beginning in 2014; and
- Provide training thru MASEP.

### Judicial Training:

- Provide Prosecutorial and Judicial Training
  - TSRP;
  - Alcoholic Beverage Control (ABC);
  - Conferences;
  - Judicial College; and MASEP.

## **FY2014 OCCUPANT PROTECTION COUNTERMEASURES:**

The MOHS uses the Countermeasures that Work: A Highway Safety Countermeasures Guide for State Highway Safety Offices, published by the NHTSA to select strategies that will be used for the upcoming grant year. The MOHS will use the following countermeasures as strategies to accomplish the goals that have been set for the grant year:

- Countermeasure 1.1: State Primary Enforcement Belt Use Laws;
- Countermeasure 2.1: Short-Term, High Visibility Belt Enforcement;
- Countermeasure 2.2: Combined Enforcement, Nighttime;
- Countermeasures 2.3: Sustained Enforcement;
- Countermeasure 3.1: Communications and Outreach Supporting Enforcement;
- Countermeasure 3.2: Communication and Outreach Strategies for Low-Belt Use Groups;
- Countermeasures 4.1: Strengthening Child/Youth Occupant Restraint Laws;
- Countermeasures 5.1: Short-Term High Visibility Child Restraint/Booster Law enforcement;
- Countermeasure 6.1: Communications and Outreach Strategies for Older Children;
- Countermeasure 6.2: Communication and Outreach Strategies for Booster Seat Use;
- Countermeasures 7.1 School Programs;
- Countermeasure 7.2: Child Restraint Distribution Programs; and
- Countermeasure 7.3 Inspection Stations

### **MOHS Occupant Protection Strategies:**

#### **Occupant Protection Coordinated Program:**

- Provide a comprehensive statewide Occupant Protection Coordinated Program.
- Conduct pre and post seatbelt surveys for FY2014;
- Fund law enforcement programs for day and night enforcement;
- Assign MOHS staff to manage Occupant Protection enforcement and outreach grants;
- Promote seatbelt safety through earned and paid media; and
- Provide technical assistance when needed for the Occupant Protection Program.

#### **Statewide Child Passenger Safety Coordination program**

- Provide a comprehensive Statewide Child Passenger Safety Coordination program;.
- Conduct Child Passenger Seat Safety Surveys for FY2014;
- Fund the Mississippi Department of Health, to provide child passenger seats;
- Provide funding for law enforcement programs to conduct specific high visibility seat belt and child passenger seat enforcement checkpoints and saturation patrols; and
- Assign MOHS staff to manage enforcement and outreach grants, promote seatbelt safety and provide assistance where needed for the Occupant Protection Program.

#### **Child Passenger Seat Technician Training:**

- Increase training opportunities and retention of child passenger safety (CPS) technicians and instructors;

- Continue to provide assistance to Mississippi Safe Kids, to provide training opportunities to individuals and agencies, to obtain Child Passenger Safety Seat Technician certification;
- Provide the NHTSA approved CPS training for local law enforcement and the Mississippi Highway Patrol in an effort to build the base for Child Passenger Safety Seat Technicians in the State;
- Increase the number of Emergency Medical service and Fire Department that are CPS fitting stations; and
- Increase number of CPS checkpoint locations across Mississippi and in target areas identified with low usage rates.

Child Passenger Seat Enforcement:

- Increase proper use of CPS in motor vehicle;
- Increase CPS checkpoint locations throughout the State;
- Conduct pre and post seatbelt surveys for FY2014;
- Fund law enforcement programs for day and night enforcement;
- Assign MOHS staff to manage Occupant Protection enforcement and outreach grants;
- Promote seatbelt safety through earned and paid media; and

Provide technical assistance when needed for the Occupant Protection Program

Impoverished Seat Belt Program:

- Provide seatbelt focus on impoverished areas across the State. (Based on the State plan, see 405(b) page 15-16);
- Provide funds to law enforcement to focus on impoverished areas across the State, with a focus in the Delta region; and
- Assign MOHS staff to manage enforcement and outreach grants, promoting seatbelt safety and provide assistance where needed for the Occupant Protection Program.

High Visibility Enforcement:

Support sustained high visibility enforcement of occupant protection laws which includes supporting the National Occupant Protection Enforcement Campaign, ***Click It or Ticket***.

- Fund law enforcement programs;
- Provide public information and education programs with an emphasis in occupant protection; and
- Develop and promote a comprehensive media campaign for the ***Click It or Ticket It*** mobilization;

Teen Driver Seatbelt Program:

- Develop and promote a statewide media campaign that will focus on teen seatbelt use and increasing seatbelt usage rates among teens;
- Provide public information and education programs with an emphasis in teen occupant protection; and
- Fund law enforcement programs to focus on teen seatbelt use.

Surveys:

- MOHS will utilize the NHTSA/GHSA questions to track driver attitude and awareness related to seat belt issues by conducting surveys during the fourth quarter of FY 2014.
- Conduct Seatbelt and Child Restrain Survey to track seatbelt usage across the State.
- Conduct a Teen Seatbelt Usage Survey for FY2014

**FY14 POLICE TRAFFIC SERVICES COUNTERMEASURES**

The MOHS uses the Countermeasures that Work: A Highway Safety Countermeasures Guide for State Highway Safety Offices, published by the NHTSA to select strategies that will be used for the upcoming grant year. The MOHS will use the following countermeasures as strategies to accomplish the goals that have been set for the grant year:

- Countermeasure 1.1: Speed Limits;
- Countermeasure 2.2 High Visibility Enforcement;
- Countermeasure 4.1: Communication and Outreach Support Enforcement.

**MOHS Strategies:**

Police Traffic Services Coordination program

- Assign MOHS staff to manage enforcement and public information and education grants;
- Fund law enforcement programs to focus on speeding and enforcing speed limits;
- Provide training for law enforcement by conducting Complete Traffic Stops; and
- Enhance the CRASH reconstruction unit for the Mississippi Highway Patrol.

Education:

Provide public information, education and outreach for all traffic safety related issues and campaigns.

- Provide funding to public information and education programs.

Enforcement:

Increase and sustain high visibility enforcement for speed and other moving violation.

- Fund law enforcement programs to focus on speeding and enforcing speed limits;
- Provide local law enforcement training; and
- Utilize the NHTSA/GHSA questions to track driver attitude awareness related to speeding issues.

## **TEEN DRIVERS:**

### **Teen Countermeasures:**

The MOHS uses the Countermeasures that Work: A Highway Safety Countermeasures Guide for State Highway Safety Offices, published by the NHTSA to select strategies that will be used for the upcoming grant year. The MOHS will use the following countermeasures as strategies to accomplish the goals that have been set for the grant year:

#### **Alcohol:**

- Countermeasure 6.1: Minimum Drinking Age 21 Laws;
- Countermeasures 6.2: Zero Tolerance; and
- Countermeasures 6.5: Youth Programs.

#### **Occupant Protection:**

- Countermeasure 1.1: Occupant Protection Enforcement
- Countermeasures 2.1; 2.2; 2.3-Occupant Protection Coordinated Program:
- Countermeasure 4.1; 6.1:Teen Seatbelt Focus Program
- Countermeasures 2.1; 2.2; 2.3:Impoverished Seat Belt Program
- Countermeasures 2.1; 2.2; 2.3: High Visibility Enforcement:
- Surveys: Although conducting an attitudinal survey is not listed as a countermeasure that work, it is an agreed upon activity between NHTSA and GHSA.

## **MOHS Strategies:**

#### **Teen Focus Program:**

Provide a statewide Teen Focus Program.

- Provide funds to DREAM and other outreach providers to focus on peer to peer education and programs to encourage youth to buckle up;
- Provide funds to law enforcement programs to focus on teens;
- Assign MOHS staff to manage the teen program;
- Promote the teen program in safety fairs, communities and schools across Mississippi, to promote seatbelt usage among students and adults;
- Promote GDL licensing at teen conferences, schools, meetings and safety fairs as well as other events planned by MOHS and sub-grantees; and
- Strengthen Student Advisory Boards around the State

#### **Education:**

Provide public information, education and outreach for all traffic safety related issues and campaigns.

- Provide funding to outreach programs; and
- Develop and promote a media comprehensive campaign.
  
- Promote the teen program in program in safety fairs, community and in schools across Mississippi, to promote seatbelt usage among students and adults;
- Promote reduction of distracted driving at teen conferences, schools, meetings and safety fairs as well as other events planned by MOHS and sub-grantees; and

Strengthen Student Advisory Boards around the State.

### **FY14 TRAFFIC RECORDS COUNTERMEASURES:**

The MOHS uses the Countermeasures that Work: A Highway Safety Countermeasures Guide for State Highway Safety Offices, published by the NHTSA to select strategies that will be used for the upcoming grant year. There are however, no countermeasures listed for the Traffic Records.

- Software Updates: Provide software updates to essential programs, such as the Mississippi E-Citation program, Report Beam; Dash Board and others programs that are essential to data collection.
- Programming: Continue to improve programming of the Mississippi E-Citation program, Report Beam; Dash Board and others programs that are essential to data collection. Create new programming to collect additional data.

### **MOHS Traffic Records Strategies:**

#### **Traffic Records Coordinated Program:**

- Provide a comprehensive statewide Traffic Records Coordinated Program.
- Fund traffic records programs;
- Assign MOHS staff to manage Traffic Records grants; and
- Provide technical assistance when needed for the Traffic Records Program.



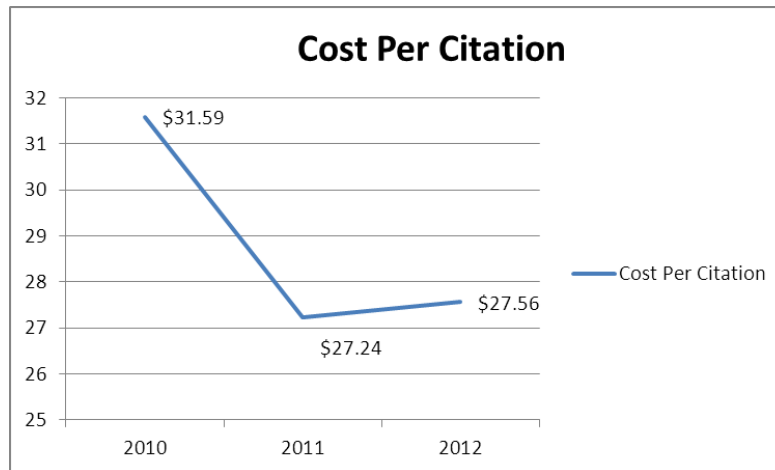
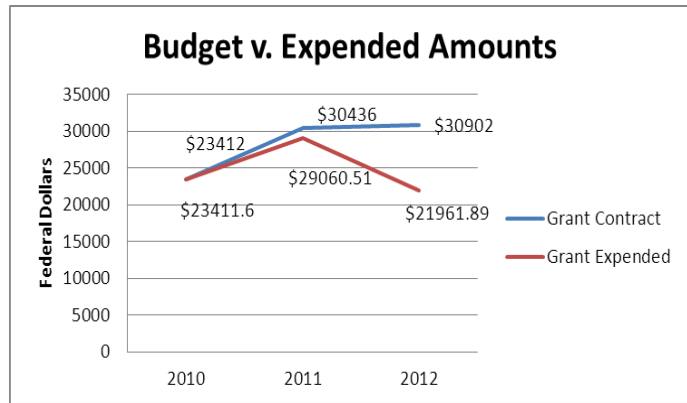
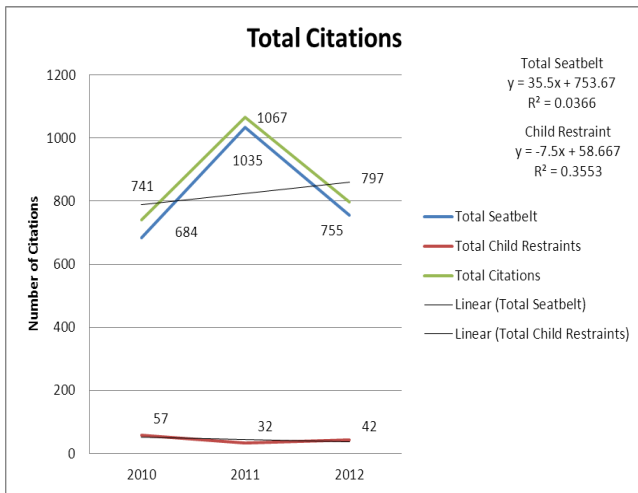
## **PRIORTIZE AND SELECT PROGRAM AND PROJECTS:**

The following are the steps that the MOHS uses for prioritizing and selecting programs and projects for grant funding.

### Identification, Prioritization and Defining Problems:

As part of its problem identification, prioritization and defining areas to target the MOHS conducts an assessment of previous programs and projects to determine the effectiveness and problems to identify for the upcoming grant year. This assessment includes the following:

- **FARS Data:** Data is reviewed for the three year previous grant years, which includes fatal crashes, injuries, and other relevant FARS data.
- **Sub-Grantee Assessments:** Program mangers analyze the sub-grantees files for the prior three years period to review and report on progress from the sub-grantees. Program mangers look at crash information, citations, cost per citation, amounts award, amount expended. The program mangers create trend lines to show what the sub-grantees data shows, along with where the trends show that the program will go in the future. (See examples below)



## Request for Proposals

A release date for the FY14 grant application was set for February 15, 2013. This date was set much earlier due to the accelerated date of submission of the HSP pursuant to Map-21. MOHS also set the due date for the application to be March 29, 2013, giving the applicants approximately 45 days to have the application completed and turned in for review.

MOHS released the application through several ways, so that anyone interested in applying for the grant funding would have an opportunity for applying.

1. Newspaper:-For the second year, MOHS released information regarding the application through a legal notice in a state-wide newspaper. The legal notice was run in the Clarion Ledger newspaper February 15-19. The Clarion Ledger is a wide known and state wide paper with a large circulation. A copy of the notice is listed below.

### LEGAL NOTICE



2. Email: The application was emailed to all current and known potential applicants through email. Each program manager was asked to email a copy of the application and funding guidelines to each sub-grantee that they were assigned to for FY13. Approximately 180 sub-grantees and potential applicants were emailed with this information.
3. Website: The application was released on February 15, 2013, through the Department of Public Safety website at: <http://www.dps.state.ms.us>. The website is easily accessible and viewed State-wide for anyone interested in applying. It was listed under the MOHS section, along with being listed on the front page of the web-site under “New Announcements”.
4. MAHSL: Information regarding the application was provided at the Mississippi Association of Highway Safety Leaders (MAHSL) meeting that was scheduled on February 15, 2013. MAHSL is a group of individuals, law enforcement, non-profit, government employees that come together to discuss highway safety issues. The MOHS staff was able to take a few minutes during the meeting to discuss the FY14 Application and the process for applying. A copy of the Memo of Application was provided for the attendees, so that they would know about the upcoming application process and the grant writing courses.

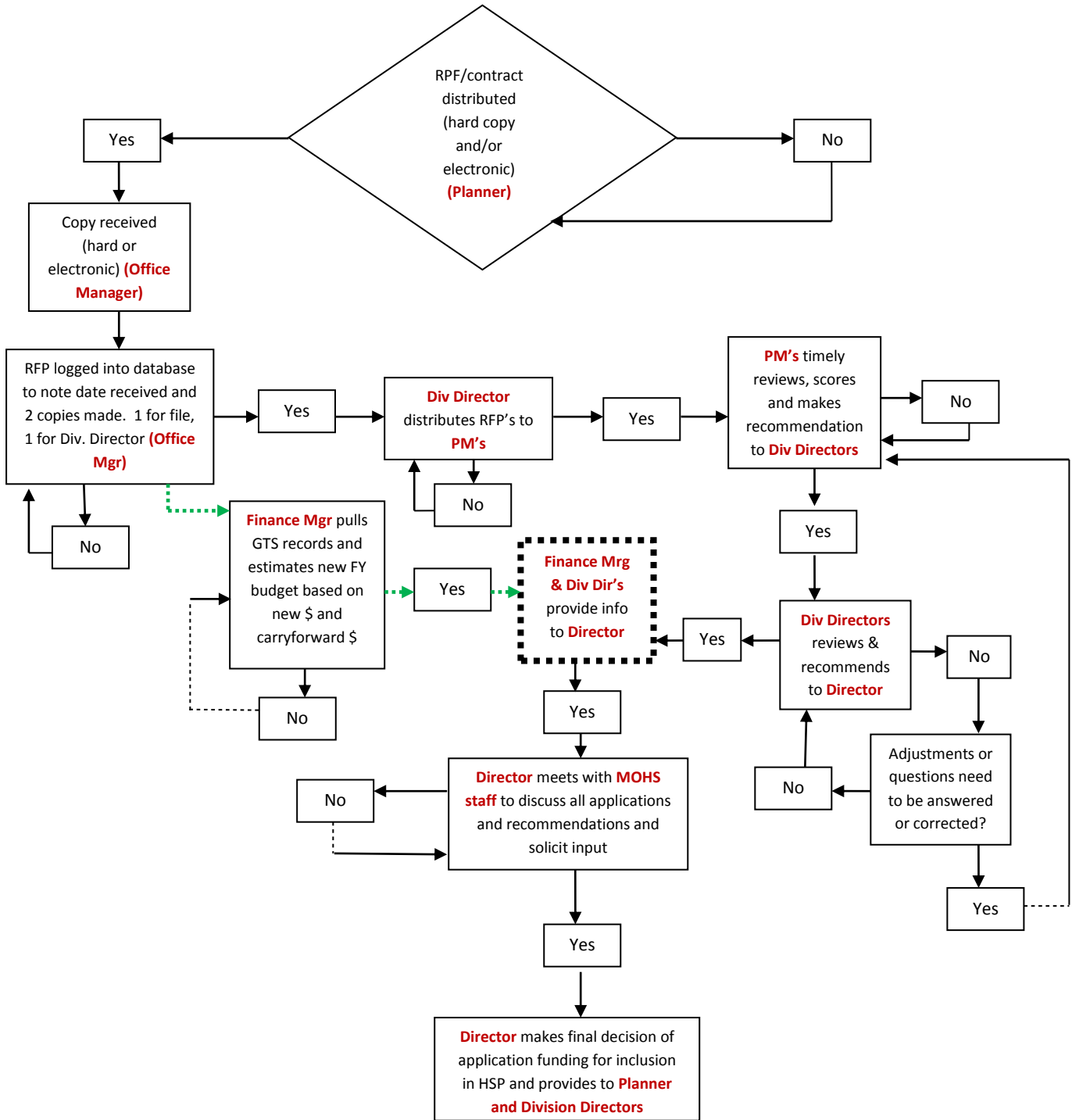
### Project Selection:

Applications for funding submitted for traffic safety activities are not restricted to any dollar value, but must provide evidence of being cost effective. The application submitted must state in detail the goals of the project, the problem to be addressed, and the associated implementation activities. Emphasis is placed on evidence-based strategies and must be included in the proposed project implementation plan of activities.

Applications for proposed highway safety activities received from State agencies and political subdivisions are reviewed by the MS Office of Highway Safety staff in accordance with review criteria listed below. Applications, once selected for funding, are incorporated into the appropriate designated Program Area Plans (PAPs) for review and approval. Upon approval, the PAPs and an executive summary of the highway safety activities are combined to produce the State Highway Safety Plan (HSP). This HSP becomes the basis for federal funding support and is submitted as a single document for federal program approval. The MOHS adheres to the following steps for Project and selection and development:

- Applications received by the MOHS are logged in and checked to ensure they have all pertinent information and supporting documentation;
- Finance Mgr. provides an estimated budget to the MOHS Director based on carry forward and anticipated funding;
- Once received, the applications are sent to the Division Directors (DD) (based on type of application);
- Division Directors will distribute to the Program Managers (PM) for review and assessment;
- After review, the PM make recommendations to the DD;
- DD meet with Director and makes recommendations;
- Director meets with planning committee to review all recommendation and solicit input;
- Once approved by the MOHS Director, the information is provided to the Planner and the DD;
- DD will provide approved applications to PMs for them to obtain final signatures.
- PMs will contact sub-grantees, obtain signatures and route to GR for signature. (See flowchart below)

# MISSISSIPPI OFFICE OF HIGHWAY SAFETY PROJECT DEVELOPMENT AND SELECTION PROCESS



### Review of Proposals

During the initial review of the proposals, the program manager rates proposal on completeness, proposal detail, data, finance and program content. Proposals are scored with a ranking from 0-100. If the proposal is from an existing sub-grantee, the program manager will also prepare a continuation assessment report. This assessment as indicated earlier is a complete look at as well as the sub-grantee from the previous year, including financial information, timeliness, budget information, costs per citation and more. This assessment information is important for the planning committee to look at the program manager's review of the whole program, and not just the proposal. Both the grant rating information and the grant assessment are brought to the planning committee as part of the review.

The next step in the review process of the proposals is the review meetings. The proposals, grant assessment and the rating information is brought to the planning committee for discussion. The program managers report out on the proposal from financials, data provided, program details, goals and objectives and more. The program manager with the planning committee, look at all aspects of the proposal. Once the proposals have been thoroughly reviewed, decisions are made by the MOHS planning committee to fund the projects or not and what the funding amount and source will be.

Preference is given to projects that represent target areas of the State, and/or projects that will have the largest impact on Statewide issues. These projects are reviewed to ensure they contain countermeasures that work and will have the greatest opportunity for success.

### Prepare grant agreements with performance targets and measures.

Once a grant proposal has been approved for inclusion into the HSP, the program managers prepare the grant agreement for the sub-grantees. The agreements will include all approved financial information, equipment and goals, performance measures, strategies and task for the upcoming grant year.

## **7. STRATEGIC HIGHWAY SAFETY PLAN**

The MOHS works closely with the Mississippi Department of Transportation (MDOT) and additional partners to create the statewide Strategic Highway Safety Plan (SHSP) for the State of Mississippi. The SHSP is developed in partnership with state agencies, law enforcement, medical services, commercial driving, railroad services and more. The partnership is diverse and widespread with expertise from over 60 partners working together.

The SHSP is a plan of common goals for the State's highway safety issues and efforts to reduce crashes and fatalities. The SHSP plan uses State data as well as FARS for problem identification development. (See data sources, page 14) The SHSP has 5 focus areas; each focus area has a set of strategies and objectives.

The SHSP focuses on the following areas:

- Engineering;
- Enforcement;
- Education;
- Emergency Medical Services; and
- Data

The SHSP also includes a statewide mission, vision statement and Safety Goal for the State.



The SHSP partners also selected critical emphasis areas for Mississippi that have been designated by the SHSP to work on in the coming year. These are listed below.

- Unbelted Drivers;
- Impaired Drivers;
- Unlicensed Drivers;
- Road Departure Crashes and
- Intersection Crashes

During the review and selection of projects and during the planning for the grant year, the SHSP is reviewed, so that the MOHS behavioral programs fit into the strategies set forth in the SHSP. All program and projects of the MOHS compliment the SHSP and the emphasis areas that have been set out in the plan, such as enforcement, participation with the Courts, belt use and more.

# **Performance Plan**

## **PERFORMANCE PLAN**

The Performance Plan describes the projects and activities that the State plans to implement in the coming year.

1. Elements of the Performance Plan;
2. Highway Safety Strategies and Projects;
3. Section 405 Application and Information;
4. Performance Report;
5. Highway Safety Program Cost Summary-Appendix B;
6. State Certifications and Assurances-Appendix A;
7. Teen Safety Program-Appendix C; and
8. Section 405 Application-Appendix D

### **1. ELEMENTS OF THE PERFORMANCE PLAN**

With the planning meetings, grant writing sessions, data review and the project problem identification assessments, the MOHS identified the following areas as performance targets for FY14.

- Impaired Driving-Alcohol and Drug; (See 405(d) Application pages 36-44)
- Young Drivers; (See 405(b) Application pages 14-18);
- Occupant Protection-(See 405(b) Application pages 3-19);
- Police Traffic Services; and
- Traffic Records- (See 405© Application pages 20-36)

### **2. HIGHWAY SAFETY STRATEGIES AND PROJECTS**

#### **Selections of Countermeasures/Strategies:**

The MOHS uses Countermeasures that Work: A Highway Safety Countermeasures Guide for State Highway Safety Offices, published by the NHTSA to select countermeasures/strategies that will be used for the upcoming grant year. The MOHS takes into consideration all data that is available, target areas and the countermeasures to begin selection process of applications and to determine what the MOHS hopes to accomplish during the grant year.

#### **Selection of Projects:**

The selection process that the steps that the MOHS uses for prioritizing and selecting programs and projects for grant funding is outlined on pages 74-80.

#### **Planning and Administration:**

The Mississippi Office of Highway Safety (MOHS) is responsible for development and implementation of the annual Highway Safety Plan based on an evaluation of highway safety problems within the State, the involvement of local units of government in the improvement of their highway safety planning and administrative efforts, the monitoring of progress and associated expenditures at the State and local levels, and the collection and analysis of statistics and other data relevant to highway safety in the State of MS.



The day-to-day internal management of the Highway Safety Program is coordinated by the MOHS Office Director. Programs under the Division Directors are Alcohol Countermeasures, Occupant Protection, Traffic Records, Teen programs, Motorcycle, Community Outreach, Judicial, and Police Traffic Services. (Please refer to the appropriate sections in the Planning Document for a description of program area staffing and coordination. All Section 402 P & A costs are matched 50/50 with State funds).

Through the planning and administration, continuous efforts will be made to provide the resources necessary for planning, administration and coordination of the statewide Highway Safety Program.

The planning and administration (P & A) funding will provide for the salaries, fringe benefits, and travel expenses for the Office Director (100%), the Program Analyst/Planner (40% 402 P & A and 60% 154 P & A) and an Office Manager (40% 402 P&A, 60% 154 P&A). Additionally, the salaries and fringe benefits for the Division of Public Safety Planning Financial Branch Director (100%), Administrative Assistant (\_\_\_\_%), Accounting Director (\_\_\_\_%), Fiscal Officer (\_\_\_\_), and Internal Auditor (40% 402 P&A, 60% 154 P&A). \*\*\*Information forthcoming.

The P & A covers costs associated with operating the Highway Safety Program to include contractual services, commodities, and indirect costs for administrative support. The administrative assistant provides support to the MOHS staff via the following duties: collecting and maintaining time and attendance records, receive and distribute incoming/outgoing correspondence, records minutes for staff and other meetings, answers phone, orders office supplies and other clerical duties as needed and requested.

The MOHS staff for State fiscal year 2013/2014 consists of the following: (See Organizational Chart)

<b>Executive Personnel:</b>	
<b>Accounting Personnel:</b>	
1 Accounting Director	____ 402 P&A, ____ 154 P&A: 25% Total: Verneisha Cody
1 Fiscal Officer	____ 402 P&A, ____ 154 P&A: 75% Total: Derrick Rawlings
<b>MOHS Personnel:</b>	
1 Office Director	100% 402 P&A: Shirley Thomas
1 Branch Director/Planner	40% 402 P&A, 60% 154 P & A: Beth Loflin
1 Financial Branch Director	100% 402 P&A: Anna Johnson
1 Internal Auditor	40% 402 P&A, 60% 154 P&A- Vacant
1 Office Manager	40% 402 P&A, 60% 154 P&A: BJ Gaye
<b>MOHS Alcohol Personnel:</b>	
1 AL/PI & E Division Director	40% 154 AL: 60% 405(d) Coordination- Sandra Moffett
1 Alcohol Branch Director	100% 154 AL: Tyra Simpson

1 Alcohol Program Manager	60% 154 AL: 40% 405(d) Coordination: Robin Layton
1 AL Program Manager	14% 154 AL: 86% 405(d) Coordination: Mary Lukens
1 Program Manager	100% 154 AL: Agnes Willis
<b>MOHS OP/PTS Personnel:</b>	
1 OP/PTS Division Director	50% 402 OP; 50% 402 PTS: Twyla Jennings
1 Program Manager	50% 402 OP; 50% 402 PTS:
1 Program Manager	50% 402 OP, 50% 402PTS: Ginny Stubbs
1 Branch Director-PTS	100% 402 Coordination: vacant
<b>MOHS-Traffic Records Personnel:</b>	
1 Traffic Records Coordinator	100% 408 TR: Robert Hancock
1 Consultant	Contract-Ron Sennett

**FY 2014-01  
PLANNING AND ADMINISTRATION (P&A)**

TOTAL (100%)    FEDERAL (50%)    MATCH (50%)

**PERSONAL SERVICES**

Salaries & Wages:	\$239,785.88	\$119,892.94	\$119,892.94
-------------------	--------------	--------------	--------------

Office Director (100%); Planner (100%); Office Manager (100%); Accounting Bureau Director (25%), Internal Auditor (100%); Financial Branch Director (100%); and Fiscal Officer (75%)

Fringe Benefits	\$61,814.72	\$30,907.36	\$30,907.36
-----------------	-------------	-------------	-------------

(24.9% of Salaries which consist of: Social Security, State Retirement, Group Insurance, Unemployment Insurance, and Workman's Compensation)

Travel	\$40,199.40	\$20,099.70	\$20,099.70
--------	-------------	-------------	-------------

<b>Total Personal Services</b>	<b>\$341,800.00</b>	<b>\$170,900.00</b>	<b>\$170,900.00</b>
--------------------------------	---------------------	---------------------	---------------------

**CONTRACTUAL SERVICES**

Utilities	\$8,200.00	\$4,100.00	\$4,100.00
Telephone	\$12,000.00	\$6,000.00	\$6,000.00
Office Rent	\$95,000.00	\$47,500.00	\$47,500.00
Accounting Services	\$45,000.00*	\$22,500.00	\$22,500.00
Other Fees	\$10,000.00**	\$5,000.00	\$5,000.00
<b>Total Contractual Services</b>	<b>\$ 170,200.00</b>	<b>\$85,100.00</b>	<b>\$85,100.00</b>

<b>GRAND TOTAL P&amp;A</b>	<b>\$512,000.00</b>	<b>\$256,000.00</b>	<b>\$256,000.00</b>
----------------------------	---------------------	---------------------	---------------------

\*Accounting Services include:  
1. State Personnel Board

2. SAAS
3. Tann, Brown & Russ (GAAP & Single Audits)
4. MMRS Fees
5. Audit Fees

\*\*Other Fees include ITS fees

## **FY14 MOHS JOB POSITIONS AND DESCRIPTIONS:**

Job position and descriptions are listed for each program area that is funded with federal funds below:

### **Accounting Personnel:**

The accounting personnel over sees all financial operations for the Division of Public Safety Planning.

#### Accounting Bureau Director:

The position is supervisory and administrative involving responsibility for a program (Public Safety Planning) within the Department of Public Safety. The Director is responsible for planning, organizing, promoting, coordinating and directing the activities of the finance division and regions over which they have supervision. The work includes giving general and specific directions to employees through division, region, or branch directors and performing general administrative functions relating to preparation of budgets, allocations of administrative funds, maintenance of records and control of expenditures, purchasing of supplies and equipment, maintenance of time and cost and other statistical records; maintaining proper relationships between divisions; establishing and maintaining uniform procedures and standards of operation; approving correspondence and reports; and making recommendations for improving efficiency. The work is generally performed within the framework of federal and/or state law and/or regulations, with considerable latitude of independence in making decisions as to organization and operating procedures.

#### Fiscal Officer:

The position is technical work in directing or assisting in directing and coordinating the activities of a business office staff at the Division of Public Safety Planning within the Department of Public Safety. The Fiscal Officer is responsible for the installation of accounting systems and procedures; processing all financial data including statements, reports, and other fiscal documents as deemed necessary; and the processing and execution of governmental transactions. The work is performed under the general direction of a fiscal officer in a higher classification. Supervision may be exercised over accountants, cashiers, or other clerical workers in the department.

### **MOHS Personnel:**

The National Highway Safety Act of 1966 provides for a coordinated national highway safety program through financial assistance to the states to accelerate highway traffic safety programs. In Mississippi, the Office of Highway Safety (OHS) is responsible for administering the federal highway safety grants and serves as a valuable resource to the Legislature on highway safety issues.

#### Governor's Representative/Office Director:

The position serves as director of the MOHS, a large state agency consisting of a number of multi-faceted units. The agency in which the Director is employed has programs of statewide impact. The work performed involves formulating, directing, and controlling the operations of the MOHS through subordinate personnel. The Director exercises final authority in establishing objectives, standards, and control measures for various programs. The Director also determines policy in accordance with state and federal regulations. A close working relationship is maintained with other divisions and offices within the agency in order to coordinate activities and provide assistance and guidance. Work is subject to review through conferences and reports to the executive director.

#### Division Director:

The position is an administrative work position in which the incumbent serves as director of a division within the MOHS. Work involves formulating, directing, and managing the operations of a division through subordinate personnel. The Division Director exercises authority in establishing objectives, standards, and control measures for programs which are moderate in scope and in impact. The Division Director also oversees policy in their area of authority and provides input into other phases of operation; coordinates activities; and provides assistance and guidance. Work is subject to infrequent review through conferences and reports to the Director/GR.

#### Branch Director/Planner:

This position is a professional administrative work position in which the Planner serves as a director of the MOHS. Work involves formulating, directing, and controlling the operations of a branch (planning) through section heads and other subordinate personnel. The Planner establishes objectives, standards, and control measures for programs which are limited in scope and in impact. The Planner also determines policy in their area of expertise and provides input into other phases of agency operations. Internal and external contacts are made to provide and exchange information, coordinate activities, and provide assistance and guidance. Work is subject to infrequent review through conferences and reports by the division director or the Officer Director/GR to whom the Planner reports.

#### Financial/ Branch Director:

This position is a professional administrative work position in which the incumbent serves as the director of the MOHS finance division. Work involves formulating, directing, and controlling the operations the finance office through section heads and other subordinate personnel. The Branch Director establishes objectives, standards, and control measures for programs which are limited in scope and in impact. The Branch Director also determines policy in their area of expertise and provides input into other phases of agency operations. Internal and external contacts are made to provide and exchange information, coordinate activities, and provide assistance and guidance. Work is subject to infrequent review through conferences and reports to the division directors, Office Director/GR to whom the Branch Director reports.

#### Internal Auditor:

This position is primarily an administrative work position characterized by directing or assisting in the direction of the MOHS finance division through all the various operating divisions of the agency or department; by obtaining fiscal information in the correct form; by directing or assisting in directing the disbursement of agency funds in accordance with approved policies and

procedures; by acting as fiscal advisor to agency administrators; by representing the agency at various fiscal meetings with considerable authority to act for the agency carrying out important personnel responsibilities involved in directing small accounting divisions; or by combination of the aforementioned activities. Supervision is exercised over subordinate accountants or auditors, accounting clerks, and other clerical personnel. Work of Internal Auditor is reviewed through reports to and conferences with administrative officials. The Auditor may function as the administrative head of fiscal activities within a small accounting division or as the assistant to the Branch Director of a moderate-sized accounting division.

Office Manager:

Clerical work position involving various clerical or other operations of the MOHS. The Office Manager is responsible for the processing and maintenance of office records, determining the procedures of work, coordination of the work with various units and maintaining harmony among Project Office and District Office. The work involves responsibility for interpreting and carrying out the rules, regulations, and policies of the MOHS. The Office Manager is generally given considerable latitude within the framework of their responsibility for making independent decisions as to office procedures and functions. Supervision is received from a Division Director.

Program Manager:

Journeyman-level professional work position involved in the planning, implementation, management, and monitoring of contracts with sub-grantees. The Program Managers are responsible for assisting potential sub-grantees in making application; monitoring and making recommendations on assigned contracts; providing technical assistance to sub-recipients; and ensuring compliance of implementation criteria, and federal rules and regulations. Program Managers exercise discretion under general guidelines in setting schedules, goals, and follow-up details. Work is subject to review by a Division Director.

Traffic Records Coordinator:

Professional work position that involves planning, organizing, and implementing a special phase of a statewide program in the field of traffic records. The work involves utilizing technical knowledge of several specialties which are necessary adjuncts to the traffic records system. The Traffic Coordinator must possess the expertise to work without close supervision in performing duties which require utilization of good analytical, reading and communication skills including the examination of data. General supervision is received from the Director and other designated supervisory staff.

Traffic Records Consultant:

This is professional work position involving planning, organizing, and implementing a special phase of a statewide program in the field of traffic records. The work involves utilizing technical knowledge of several specialties which are necessary adjuncts to the traffic records system. General supervision is received from the Director, Traffic Records Coordinator and other designated supervisory staff.



NHTSA Administrator, David Strickland; Mississippi Department of Public Safety Commissioner, Albert Santa Cruz and the Mississippi Office of Highway Safety Staff.

## **MOHS ENFORCEMENT PLAN**

The MOHS recognizes that a strong enforcement plan is a key to reducing fatalities, injuries and crashes in the State of Mississippi. The MOHS focuses its enforcement program around the following core programs:

- Impaired Driving;
- Occupant Protection; and
- Speed

### **Selection of Projects:**

The MOHS reviews data from FARS and other data source (see pages 14-Data Sources) to look for fatality and crash trends in areas around the State, which helps create target areas that the MOHS will work to assist in the upcoming grant year. For further information on the selection of projects for the enforcement program, (see pages 70 and 71).

After the review of the data and target areas are selected, grant applications are distributed throughout the State for the solicitation of grants. Once grants have been received within the MOHS, if target areas have not submitted a grant application, then the MOHS uses the help from the LEL program to go and solicit applications from those target areas. For further information on the solicitation of grants, (see page 70).

### **Adjustments to the Projects:**

The MOHS continues to review data throughout the year, even after the grant application process has ended. If additional targets are identified during the year, the MOHS will use the help from the LEL program to contact those areas for grant funding.

Projects that are added to the enforcement program after the submission of the HSP, will be included in any HSP modifications.

Areas of Enforcement Covered:

The MOHS enforcement plan covers all areas of enforcement from high visibility, sustained and STEP enforcement programs. Each enforcement program that is funded through the MOHS participated in the National Blitz Campaigns, such as Drive Sober, Get Pulled Over and Click It or Ticket.

Each enforcement grant participates in earned media in their areas, during the Blitz campaigns and throughout the year. The enforcement grants also provide presentations to the community and schools concerning traffic safety issues such as impaired driving, occupant protection, speed and child restraint information.

Enforcement Programs

Each enforcement program that is proposed for funding during FY14 is identified in the following pages of the Performance Plan. Each program has provided the following information on location, problem identification, data, goals, strategies and the use of funds for each programs.

**Impaired Driving/Alcohol:**

Mississippi Statewide Impaired Driving Plan for FY 2014

Problem Identification

The MOHS's primary goal is to assist State, local, non-profit organizations, community groups, institutions, colleges and universities in developing and implementing innovative highway safety programs which will in turn reduce the total number of fatal and serious injury crashes, including those that are alcohol related.

Mississippi continues to see a decrease in fatal crashes and traffic fatalities. There was an 8% reduction in both fatal crashes and traffic fatalities in 2010 with 50 fewer fatal crashes and 59 fewer traffic fatalities. State data indicates that total fatal crashes went from a total of 681 in 2009 to 567 in 2011. (FARS shows 700 for 2009 and 630 for 2011). The alcohol related fatalities went down from 264 in 2009 to 120 in 2011.

The total number of DUI arrests increased from 32,099 in 2009 to 33,153 in 2010 with a 10% reduction in 2011 to 29,552. The average (mean) BAC for all DUI arrests during 2010 was .138, and remained the same in 2011, which is consistently above the per se BAC of .08 and .02 for under age 21. The proximity of the mean for DUI arrests to .08 is a direct measure of the potential impact of DUI enforcement to raise the perception of risk for arrest among persons prone to drink and drive. The fines assessed for DUI in Mississippi are above \$7 million dollars annually.

In Mississippi for 2010, 36% of all fatalities were alcohol related, while the national average was 37%. Based upon FARS data, (2011) alcohol related fatalities in Mississippi are down to 21.2%,

well below the national average. MOHS plans to continue its aggressive efforts to reduce overall crashes, fatal crashes, injury and the economic losses caused alcohol-related traffic crashes.

The impaired driver continues to be a factor in fatal traffic crashes every year in Mississippi. Although speeding and other aggressive driving behaviors cause deadly traffic crashes too, alcohol remains a predominant enemy of traffic safety. When DUI arrests decrease, there are usually corresponding increases in traffic fatalities.

Underage drinking and driving continues to be a major traffic safety problem. The percentage of total teenage DUI's is greater than 6.1%. Mississippi underage drivers accounted for 8% of the total Mississippi drivers arrested for DUI in 2011.

As a part of the overall Impaired Driving Program, impaired motorcycle riders will be an emphasis area for the FY14 grant period. Officers will continue to receive specialized training on the enforcement of impaired riders. MOHS will engage in an active public education and information campaign.

The alcohol traffic safety indicators show positive changes from 2007 to 2011. The most recent "Drive Sober or Get Pulled Over" public information and education campaign, coupled with strict traffic enforcement by State and local departments, document that the State has made significant progress in reducing deaths and injuries on MS roadways. Since 2007, both fatal traffic crashes and fatalities have steadily declined. Over the last five years, fatal crashes have decreased by 29.5%. For the same time period, traffic fatalities have decreased by 28.7%.

### **Programs and Projects:**

As part of the 405(d) application, the Impaired Driving Task Force approved an updated enforcement plan for the State of Mississippi. The Plan is incorporated by reference, see 405(d) pages 36-44.

There are approximately eighty (80) impaired driving projects and programs being implemented in MS during FY14. These consist of the following types of programs and projects: enforcement, public information/outreach, education and training. The MOHS funds approximately sixty-three (63) full-time Driving Under the Influence (DUI) officers in the State, the MS Law Enforcement Liaison (LEL) Office, including nine (9) LEL Troop Network Coordinators assigned to each of the nine (9) troop districts throughout the State, a Traffic Safety Resource Prosecutor, Social Science Research Center conducted by Mississippi State University (MSU), Mothers Against Drunk Driving (MADD) and many others.

The MS LEL Office conducts training for law enforcement agencies throughout the State. The TSRP travels statewide assisting courts, prosecutors, law enforcement agencies, etc. in the prosecution of DUI cases throughout the State. The MS LEL's and TSRP work in coordination to provide training in Standard Field Sobriety Testing (SFST), Advanced Roadside Impaired Driving Education (ARIDE) and Drug Recognition Expert (DRE) Courses throughout the State. Additionally, the TSRP conducts training conferences each year for prosecutors and law enforcement officers working together along with judicial training for Judges in conjunction with the State's Judicial College. The TSRP works with the State's Judicial College in training for



Judges and Court Clerks. The TSRP conducts training session for new recruits at the State's police academy.

As part of the overall impaired driving program, Mississippi will add the services of a Judicial Outreach Liaison in FY14.

### Goals & Strategies for FY 2014:

#### C-5 Core Outcome Measure/Alcohol and Other Drugs:

To decrease the number of fatalities in crashes involving a driver or motorcycle operator with a BAC of .08 and above from 15% from the 2011 calendar year of 158 to 134 by end of FY14. To decrease the number of fatalities by an additional 5% for a long term goal of 127 by the end of 2015.

- To decrease the number of alcohol related motorcyclist fatalities from 3 in 2011 to 2 by the end of FY14. To decrease the number of alcohol related motorcyclist fatalities for a long term goal of 1 by the end of 2015.
- To decrease the number of impaired related crashes involving drivers under the age of 20 from 3 in 2011 to 2 by the end of FY14. To decrease the number of impaired related crashes involving drivers under the age of 20 to 1 by the end of 2015.
- To increase the percentage of DUI convictions by 10% from 83.3% in 2012 to 92% by end of FY14.

#### Achievement Measure/Impaired Driving:

To increase the number of impaired driving arrests made during grant funded activities by 10% from 13,315 in 2011 to 14,646 by the end of FY14. To increase the number of impaired driving arrests made during grant funded activities by an additional 5% for a long term goal of 15,378 by the end of 2015.

### FY14 Impaired Driving Proposed Strategies

Alcohol countermeasures projects proposed for this fiscal year, include but is not limited to designated DUI enforcement units in problem localities. As a part of impaired driving funded programs, applicants are required to establish and implement seat belt use policies for their individual agencies, attend and participate in the Mississippi Association of Highway Safety Leaders meetings, and the National Impaired Driving Blitz initiatives including statewide campaigns utilizing the national message "*Drive Sober or Get Pulled Over*". Sub-grantees awarded under alcohol countermeasure programs are encouraged to attend impaired related training conferences along with utilization of resources and training offered by the LEL office as it relates to the impaired driver.

As noted on pages 64-68, the MOHS uses the Countermeasures that Work: A Highway Safety Countermeasures Guide for State Highway Safety Offices, to select strategies that will be used

for the upcoming grant year. The strategies to be used are listed here as reference, but detailed on pages 64-68, to accomplish the goals that have been set for the grant year.

STEP Programs: (Countermeasure 2.1 and 2.2);

STEP Enforcement Period- (Countermeasure 2.1 and 2.2)

High Visibility Enforcement: (Countermeasure 2.1 and 2.2)

National Blitz: (Countermeasure 2.1 and 2.2)

Training: (Countermeasure 2.3)

Survey: Although conducting an attitudinal survey is not listed as a countermeasure that work, it is an agreed upon activity between NHTSA and GHSA.

Evaluation: Although evaluation does not fit into one of the countermeasures that work categories, it is imperative that the MOHS continually evaluate its programs to ensure projects that are funded are having the desired effect on the Statewide Impaired Driving program.

DUI Outreach/Court Monitoring (Countermeasure 3.3)

Public Information and Education: PI & E is not specifically listed as a countermeasure that works, however media campaigns are. The PI & E components will compliment paid media campaigns by keeping the Traffic Safety messages fresh throughout the funding year.

Judicial Training: Training for Judges is not listed as a countermeasure that works, but NHTSA established that Judicial Outreach Liaison program several years ago to help provide peer to peer training and education on Traffic Safety issues. This JOL program continues to be a mainstay program supported by NHTSA and the training is a component of the program.

## **2014 Impaired Driving Program Area Project Descriptions:**

---

**Project Number: 14-ST-255-1**

**Project Title: City of Carthage DUI Enforcement**

Location: The City of Carthage is located in Leake County and has a population of 5,078, according to the 2010 census. There are two major roadways that intersect in the middle of Carthage, which are Highways 16 and 35. These roads are highly travelled highways by large trucks with heavy loads and tourists traveling to the Pearl River Resort area for gambling, golf and entertainment.

Problem Identification: Carthage has the Pearl River Resort area nearby in neighboring county of Neshoba. The Pearl River Resort area is home to casinos, golfing, entertainment and a water park. Many of the entertainment venues in the area serve alcohol 24/7, which increases alcohol consumption and the potential for impaired drivers. The City of Carthage also allows beer sales within restaurants and bars and also allows alcoholic beverages to be sold in convenience stores.

Another problem within the area is underage youth purchasing and consuming alcoholic beverages, which increased the chances for teen crashes, alcohol related crashes and teen injury and fatalities.

Data: Carthage is located in Leake County, which has had 11 alcohol related crashes, during 2010-2012. Leake County has also had 11 alcohol related fatalities of a BAC .08+ from 2007-2011. Due to the increase in underage purchasing and consumption of alcohol, there have been 2 fatalities involving youth ages of 16-20.

Goal: The Carthage Police Department will decrease the number of people driving under the influence through the City of Carthage. In FY 14, the Carthage Police Department will increase DUI citations by 25% from 105 to 130.

Strategy: The Carthage Police Department will accomplish this goal through DUI enforcement, deterrence, and STEP enforcement. The agency will utilize the grant funds to conduct no less than (15) checkpoints and (10) saturation patrols.

The Carthage Police Department will write a minimum of (33) DUI citation, during each quarter, to reach the 25% goal of (130) for FY2014. Carthage Police Department will also participate in no less than four (4) educational activities, one each quarter.

Carthage Police Department will also work with media to receive earned media efforts during blitz campaigns. The enforcement activities will support the national impaired driving campaigns as well as other state holiday enforcement periods and special events.

Use of Funds: The Agency will utilize the grant funds for the salary for (1) full time DUI officer; overtime; fringe; training/travel; contractual services and equipment: (2) PBTS to conduct described program activities above and beyond the agency's daily activities and responsibilities.

**Budget: \$53,972.00 Federal Funding Source 154 AL**

Additional funding: \$10,000.00 Federal Funding Source 402

---

**Project Number: 14-ST-114-1**

**Project Title: Coahoma County Sheriff's Department DUI Enforcement**

Location: Coahoma County is located in the northern part of the State and has a population of 25,709, according to the 2010 census. Coahoma County encompasses 559 square miles, and is situated approximately one hour south of Memphis, TN. It offers a direct four-lane connection to Memphis via US highway 61 and sits squarely aside Interstate 69, America's next big corridor of commerce, when it connects Indianapolis with Mexico.

Coahoma County is served by (2) U.S. Highways and 2 State Highways. It is 75 miles south of the intersection of Interstate 55 and Interstate 40, and Interstate 55 also runs 35 miles east of Clarksdale. Major highways consist of US Highway 49, US Highway 61, MS Highway 1, and MS Highway 6.

Problem Identification: Coahoma County Sheriff's Office noticed a marked increase in crashes involving alcohol use among drivers, due to the close proximity of casinos, bars and

entertainment. Coahoma County hosts 13 nightclubs. Six of those nightclubs are located in the county and seven are located within the city of Clarksdale. Traveling from these establishments poses potential safety hazards, and has strong implications for DUI enforcement. Coahoma County would like funding for a DUI unit for high visibility of DUI enforcement efforts.

The Coahoma County Sheriff's Office has also found an excessive increase in traffic stops within the three smaller cities with populations less than 1500 people. There has been an increase in alcohol/drug related traffic incidents in the rural areas from travelers passing through the smaller cities as a way to avoid any of the major highways in Coahoma County. Coahoma County's alcohol related incidents have had a significant impact, accounting for 49% of traffic stops. Coahoma County believes that the continuation of the DUI Enforcement Campaign will be more successful as the program continues to be implemented.

Data: Coahoma County had (9) alcohol related crashes, during 2010-2012. Coahoma County also had (8) alcohol related fatalities with a BAC .08+ or greater during 2007-2011. Coahoma County ranks #16 in Total Crash Rate per 10,000 Population and #3 in Injury Rate per 10,000 Population for the Top Twenty Counties in Mississippi for Crashes.

Goal: The overall goal of the Coahoma County Sheriff's Office is to reduce the number of alcohol related accidents and injuries in Coahoma County. In FY14, the Coahoma County Sheriff's Department will increase DUI arrest 10% from (93) in FY2012 to meet a goal of (120) for the FY2014 grant year.

Strategy: The Coahoma County Sheriff's Department will accomplish this goal through DUI enforcement, deterrence, and STEP enforcement. The agency will utilize the grant funds to conduct no less than (16) checkpoints and (16) saturation patrols, with a minimum of (10) DUI citations during each quarter, to reach 10% goal of (30) for FY2014.

Coahoma County Sheriff's Office will also participate in no less than four (4) educational activities, on each quarter. Coahoma County will also work with media to receive earned media efforts during blitz campaigns. The enforcement activities will support the national impaired driving campaigns as well as other state holiday enforcement periods and special events.

Use of Funds: The Agency will utilize the grant funds for the salary for (1) full time DUI officer; overtime; fringe; training and travel to conduct described program activities above and beyond the agency's daily activities and responsibilities.

**Budget: \$54,911.00 Federal Funding Source 154 AL**

---

**Project Number: 14-ST-116-1**

**Project Title: Covington County SO DUI Enforcement**

Location: Covington County is located in District 7, Troop J, in the Southeastern area of the State. A large portion of the county is rural. Covington County has a population of 20,676, according to the 2010 census and encompasses 814 county miles with 415 square miles. Major roadways in the area are U.S. Highway 49 and U.S. Highway 84.

Problem Identification: Covington County experiences high volumes of traffic traveling through the area on U.S. Highway 49 heading to and from the MS Gulf Coast to the casinos as well as to the University of Southern Mississippi, with an annual enrollment of over 16,000 students and is located less than 30 miles south in the bordering county of Forrest. Covington County is a “dry” county.

As mentioned, Covington County is “dry”. However, surrounding counties such as Forrest along with municipalities within the county are “wet”. This poses problems with college students and other motorists traveling to these areas to purchase and consume alcoholic beverages in restaurants, bars, convenience stores, liquor stores and casinos, then driving within Covington County under the influence. Impaired driving is not a primary factor for crashes in this area but does play a significant role.

Data: Covington County had (119) crashes in 2012 which consisted of (45) injury crashes, (73) property damage crashes, (2) fatal crashes and (2) alcohol related crashes. The county is ranked 9<sup>th</sup> out of the top 25 counties for serious injury crashes and 8<sup>th</sup> out of the top 20 counties for injury rate per 10K population in 2011.

The agency made (125) DUI arrest in 2012 while conducting checkpoints/saturation patrols utilizing federally funded personnel. The agency proposed (180) in 2013 and has made (128) DUI Alcohol/drug arrests within the first 6 months of the grant period for FY13.

Goal: The primary goal of the DUI unit is to reduce the number of impaired drivers on the roadway through enforcement, deterrence, public information/education and outreach thereby reducing the number of crashes.

Covington County’s overall goal is to reduce crashes by 10% from (119) in 2012 to (107) in FY14. The agency plans to reduce fatal crashes by 100% from (2) to (0), alcohol related by 100% from (2) to (0) and injury crashes by 20% from (45) to (36) within the 12 month grant period.

The Covington County Sheriff’s Department proposes to increase DUI arrests from (134) in 2012 to (198) in FY14.

Strategy: The Covington County Sheriff’s Department will accomplish this goal through DUI enforcement, STEP enforcement and will utilize the grant funds to conduct not less than (6) checkpoints and saturation patrols per quarter for a total of no less than (24)

Covington County Sheriff’s Department will also participate in no less than four (4) educational activities, one each quarter. Covington County Sheriff’s Department will also work with media to receive earned media efforts during blitz campaigns. The enforcement activities will support the national impaired driving campaigns as well as other state holiday enforcement periods and special events.

Use of Funds: The Agency will utilize the grant funds for the salary for (1) full time DUI officer; overtime; fringe; training and travel to conduct described program activities above and beyond the agency’s daily activities and responsibilities.

**Project Number: 14-ST-XXX-1**

**Project Title: Diamond Head Police Department DUI Enforcement**

Location: Diamondhead is located on Hancock County's border with Harrison County with the majority of the city located north of Interstate 10 and the harbor and a smaller residential and commercial area located south of I10.

Problem Identification: The 2006 annual average daily traffic count at Diamondhead Drive North and I10 was 13,000 vehicles. Because of its geographical location, proximity to Interstate 10 and street design, Diamondhead is used by motorists traveling north from Interstate 10 to reach areas in both central and northern Hancock and Harrison counties. Two casinos are located in western Hancock County as are the cities of Waveland and Bay St. Louis.

Both these cities also have numerous quaint restaurants and bars. East on Interstate 10, Gulfport has one casino and Biloxi has seven. Both cities have numerous restaurants, bars and other adult entertainment venues. It is safe to say, although we have no scientific data to confirm, that many of the motorists traveling north from Interstate 10 may be driving while intoxicated after returning home from an evening out at one of the casinos where alcohol is served at no cost to patrons, or a delicious dinner and drinks at one of the many resort style restaurants or one of the area's numerous festivals, parades, and events. Motorists travelling north through Diamondhead must use roadways designed for a small residential resort community. Gex Drive is a two lane road with a turn lane and Golf Club Drive is a two lane roadway that travels through a residential neighborhood.

All these problems combined create a dangerous situation especially when alcohol is added to the mix.

Data: Diamondhead is a newly incorporated city. The Municipal Court opened on 10/01/2012. Diamondhead Municipal Court records indicate that Hancock County Sheriff's Deputies issued (240) traffic citations from October 2012 – March 2013. Of these citations, there was: (1) DUI Refusal, (75) seatbelt, (2) child restraint, (1) DUI First Offense and (152) speeding 11-20 over.

The police department is scheduled to start operations in early FY 2014. Hancock County Sheriff's Department is currently providing law enforcement services to the city under contract and does not separate the city's data. Diamondhead will be under contract with the Hancock County Sheriff's Department until December 31, 2013.

Goal: In an effort to reduce the number of alcohol-related motor vehicle crash injuries and fatalities within the Diamondhead city limits by the end of the FY 14 grant year, Diamondhead Police Department will begin traffic enforcement with an emphasis on DUI.

Strategy: The Diamond Head Police Department will accomplish this goal through DUI enforcement, deterrence, and STEP enforcement. The agency will utilize the grant funds to conduct no less than (4) saturation patrols, with a minimum of (2) DUI citations during each quarter, to reach 10% goal of (20) for FY2014.

Diamondhead Police Department will also participate in no less than four (4) educational activities, on each quarter. The Diamondhead Police Department will also work with media to receive earned media efforts during blitz campaigns. The enforcement activities will support the national impaired driving campaigns as well as other state holiday enforcement periods and special events.

Use of Funds: The Agency will utilize the grant funds for the salary for overtime; fringe; (4) PBT's; contractual services; training and travel to conduct described program activities above and beyond the agency's daily activities and responsibilities.

**Budget: \$7,721.00 Federal Funding Source 154 AL**

**Additional funding: \$4,500.00 Federal Funding Source 402**

---

**Project Number: 14-ST-269-1**

**Project Title: D'Iberville Police Department DUI Enforcement**

Location: City of D'Iberville has a population of 9,486, encompasses 8 city miles, 7.5 square miles and is located in District 8, Troop K in the Southern/Coastal region of the state. The City of D'Iberville is located in Harrison County which is "wet". Interstate I-110 is the main thoroughfare to gain access to the numerous casinos located in neighboring counties/cities as well as within the City of D'Iberville that serve alcoholic beverages 24/7. The Promenade Shopping Center is also located within the city which is a 700,000 square foot retail development. D'Iberville is centrally located between New Orleans, LA and Mobile, AL overlooking the back Bays of Biloxi.

Problem Identification: There are numerous casinos located in neighboring counties/cities as well as within the City of D'Iberville that serve alcoholic beverages 24/7 along with the Promenade Shopping Center a 700,000 square foot retail development. The MS Gulf Coast is one of Mississippi's primary tourist areas, having an influx of 1,000s who attend the numerous festivals, parades, rallies, fairs, spring break, etc. at various times throughout the year.

Data: The City of D'Iberville had (860) crashes in 2012 which consisted of (176) injury crashes, (2) alcohol related fatalities and (14) alcohol related crashes.

The City of D'Iberville, located in Harrison County which was ranked #1 in 2012 for fatalities, ranked 2<sup>nd</sup> for injuries per mile of county road, ranked 6<sup>th</sup> for injury rate per 10K population, 7<sup>th</sup> for MHP crash rate per 100 million VMT, and 19<sup>th</sup> for total crash rate per 10K population.

The agency made (247) DUI arrest in 2012 conducting checkpoints/saturation patrols utilizing federally funded personnel along with public presentation/educational events on the dangers of drinking and driving in an effort to deter motorist from driving impaired.

Goal: The D'Iberville Police Department's overall goal is to decrease 2012 alcohol related fatality crashes from (2) to (0), decrease injury crashes by 10% from (176) to (158), and reduce alcohol related crashes from (14) to (10) by the end of FY14 by continuing to conduct enhanced HVE/Deterrence alcohol impaired driving program activities.

The D'Iberville Police Department proposes to maintain DUI arrests of (260) during the FY14 grant period by means of (1) full time 100% dedicated DUI Enforcement officer conducting weekly STEP HVE/Deterrence activities along with additional overtime hours for other officers to assist during State and National Blitz periods and other community events when alcohol impaired driving may be prevalent throughout the year.

Strategy: The agency will maintain (1) full time officer who will be dedicated 100% to conducting HVE DUI enforcement/deterrence weekly, along with overtime hours for additional officers to assist throughout the year.

The full time officer will conduct a minimum of (8) Special Traffic Enforcement Program (STEP) HVE/Deterrence saturation patrols and (14) (STEP) HVE/Deterrence checkpoints.

The agency will conduct a minimum of (2) public outreach/educational campaign per quarter on the dangers of drinking and driving for a total (8) during the 12 month period. The agency will implement at least (2) earned media campaigns during the national impaired driving campaigns.

The agency will seek additional training for the full time 100% dedicated officers in alcohol impaired driving and the officer will maintain certification in Standard Field Sobriety Training (S.F.S.T.) in an effort to remain up to date on the latest knowledge and skills necessary to further enhance the programs STEP HVE/Deterrence activities.

Use of Funds: The D'Iberville Police Department will utilize these funds to further enhance the agency's impaired driving program by providing the salary for (1) full time DUI officer; overtime; fringe; training; travel; contractual services; and equipment (2) flare alert beacons and (1) micro digital video camera.

**Budget: \$57,518.00 Federal Funding Source 154 AL**

**Additional funding: \$12,340.00 Federal Funding Source 402**

---

**Project Number: 14-ST-271-1**

**Project Title: Durant Police Department DUI Enforcement**

Location: The City of Durant is located in the Northeast section of Holmes County and has a population of 2,673, according to the 2010 census. The city of Durant is the highest populated city within the county. Major roadways in the area are Highway MS 12 and U.S. 51 intersects the City. Interstate 55 borders the city limits within 2 miles.

Problem Identification: There are two (2) liquor stores, and four (4) night clubs within the service area for the Durant Police Department. The county to our East is a "dry" county. The area has a problem with people coming into the city limits to patronize the liquor stores and clubs.

Data: The City of Durant is located in Holmes County. The City of Durant had (0) alcohol related crashes, during 2010-2012. However, the County had (10) alcohol related fatalities with a BAC .08 or greater during 2007-2011.



Goal: In an effort to reduce motor vehicle fatalities within Durant, Mississippi, by the end of FY14, the Durant Police Department will reduce fatalities with an emphasis on DUI enforcement, outreach and public education.

The Durant Police Department will increase DUI citations by 10% to reach a goal of (80) for FY14.

Strategy: The Durant Police Department will accomplish this goal through DUI enforcement, deterrence, and STEP enforcement. The agency will utilize the grant funds to conduct no less than (4) checkpoints and (1) saturation patrols, with a minimum of (20) DUI citations during each quarter, to reach 100% goal of (80) for FY2014.

The Durant Police Department will also participate in no less than four (4) educational activities, on each quarter. The Durant Police Department will also work with media to receive earned media efforts during blitz campaigns. The enforcement activities will support the national impaired driving campaigns as well as other state holiday enforcement periods and special events.

Use of Funds: The Agency will utilize the grant funds for overtime; fringe; training; travel; contractual services and equipment: (1) traffic wand and (3) watch guard wearable video cameras to conduct described program activities above and beyond the agency's daily activities and responsibilities.

**Budget: \$11,546.00 Federal Funding Source 154 AL**

---

**Project Number: 14-ST-210-1**

**Project Title: Gautier Police Department DUI Enforcement**

Location: The City of Gautier has a population of 18,572, according to the 2010 census. Gautier encompasses 132 city miles and is located in District 8, Troop K in the Southern portion of the State.

Problem Identification: Gautier is located on the MS Gulf Coast which is a primary tourist area within the State and host to numerous events year around, especially during summer months. These events within the city and neighboring municipalities and counties are extremely rampant with participants consuming alcoholic beverages, i.e. Blessing the Bikes, Cruising the Coast, Mardi Gras, Spring Break events, Gulf Coast Music Festival, Crawfish Festivals, Mullet Festival, etc. These events are held to promote tourism in which 100's of thousands of people attend on a daily basis at various times throughout the year. The Mississippi Gulf Coast has 12 casinos which serve alcoholic beverages 24/7 and was ranked #8 in the top 20 casino markets in the United States by the American Gaming Association. However, visitors of the Mississippi Gulf Coast have quick and easy access to 26-miles of sugar white beaches traveling highway 90 which runs along the MS Gulf of Mexico coast line from Louisiana to Alabama, deep-sea fishing, water parks, and much more. Over 100,000 vehicles travel through the city daily from the casinos and other tourist attractions.

Data: Gautier had (331) crashes in 2012, which consists of (95) injury crashes, (235) property damage crashes and one fatal crash. Of the crashes during 2012, (17) were alcohol related with (1) alcohol related fatal crash.

The City of Gautier was ranked 7th out of 25 in 2011 for Serious Injury Crashes. The city had (1) fatal crash in 2011 that claimed the lives of (5) people. The agency made (88) DUI arrest in 2012.

Goal: The Gautier Police Department's overall goal is to reduce fatal and alcohol related fatal crashes from (1) in 2012 to (0); reduce injury crashes by 10% from (95) in 2012 to (86) in 2014 and reduce alcohol related crashes (17) in 2012 to (10) in 2014. The Gautier Police Department proposes to increase DUI arrests by 18% from (88) in 2012 to (104) in 2014.

Strategy: The agency utilize the existing 41 patrol and 5 traffic officers at various times (above and beyond officer's regular duties) to conduct a minimum of (18) Special Traffic Enforcement Program (STEP) HVE/Deterrence checkpoints and (12) (STEP) HVE/Deterrence patrols for a total of (30) for FY14.

The agency will conduct a minimum of (1) public outreach/educational campaign per quarter on the dangers of drinking and driving for a total (4) during the 12 month period.

The agency will implement at least (2) earned media campaigns per quarter and during the national impaired driving campaigns, for a total of (8). The enforcement activities will support the national impaired driving campaigns as well as other state holiday enforcement periods and special events.

Use of Funds: The Gautier Police Department will utilize the funds to conduct program activities with overtime and fringe; training/travel; contractual services; commodities; and equipment (4) PBT and (1) in-car camera system to conduct described program activities above and beyond the agency's daily activities and responsibilities.

**Budget: \$46,088.00 Federal Funding Source 154 AL**

---

**Project Number: 14-ST-120-1**

**Project Title: George County Sheriff's Office DUI Enforcement**

Location: George County has two major 4-lane highways and several 2-lane highways which bring motorists through the county from neighboring areas such as the Mississippi Gulf Coast. These highways also offer easy access to the casinos in nearby Harrison County. George County has a population of 22,578, according to the 2010 census.

Problem Identification: George County has a large number of alcohol fatalities. The county is located near the Gulf Coast, which has a high tourist population for the beaches and for the casino's in the area.

Data: George County had (22) alcohol related crashes, during 2010-2012. Also had (16) alcohol related fatalities during 2007-2011. Ranked #20 in alcohol related fatalities.

Goal: By the end of FY14, the George County Sheriff's Department will reduce the number of traffic crashes and related traffic fatalities by 10% through aggressive traffic enforcement, with an emphasis in DUI enforcement. In FY14, the George County Sheriff's Department will increase the number of citations by 50% from (40) to (80) DUI citations.

Strategy: The George County Sheriff's Department will accomplish this goal through DUI enforcement, STEP enforcement and will utilize the grant funds to conduct not less than (20) checkpoints and (8) saturation patrols, with a minimum of four (4) high visibility DUI enforcement checkpoints and/or saturation patrols.

George County will also participate in no less than four (4) educational activities, one each quarter. George County will also work with media to receive earned media efforts during blitz campaigns. The enforcement activities will support the national impaired driving campaigns as well as other state holiday enforcement periods and special events.

Use of Funds: The agency will utilize the grant funds for the salary for (1) full time DUI officer; overtime; fringe; training; and travel to conduct described program activities above and beyond the agency's daily activities and responsibilities.

**Budget: \$54,265.00 Federal Funding Source 154 AL**

---

**Project Number: 14-ST-284-1**

**Project Title: City of Grenada DUI Enforcement**

Location: City of Grenada is located in Grenada County. There are approximately 13,000 registered citizens living in Grenada City Limits, swelling to an estimated number of 26,000 during the day time.

There are three major arteries running through our city limits: Mississippi Highway 8, United States Highway 51, and Interstate 55, which are all four plus lanes. The traffic during the day swells greatly, as many people travel here for work.

Grenada has a large industrial complex, including three Luvata manufacturing plants; Grenada Stamping; Abitibi Bowater (paper mill); Sealed Air Corporation; several trucking companies; a Walmart Supercenter; several restaurants; along with 13 hotels. The City is also home to Holmes Community College which has expanded its campus to include a branch of the University of Mississippi. In addition to this, the Grenada Lake Medical Center serves the surrounding counties of Yalobusha, Calhoun, Montgomery, and Carroll with a multi-story facility, top of the line technology, and a helipad as well as an ER based ambulance service.

Problem Identification: The City of Grenada is host to several events, including Thunder on Water, the Downtown Jubilee, and fishing tournaments including Crappie Masters and Bass Masters. The City of Grenada is classified as a Resort Town and receives an increased tax rate. It is also classified as a Retirement Town. There are several hotels, restaurants and bars, along with nightclubs located in the city limits and in the county.

During the warmer months, the Grenada Lake attracts large volumes of people for recreational purposes, many of which consume alcoholic beverages. In addition to the major thoroughfares,

there are many avenues into and out of the City, locally known as “back roads.” It is local trend for people to “ride the back roads” and consume alcohol.

Grenada is also home to Holmes Community College which has added a branch of the University of Mississippi. The Grenada community has a problem with underage drinking in the community, as there are 7 schools located in the City Limits.

With the increase in tourists and students within the area, the increase of crashes, injuries and fatalities increase, as well as individuals consuming alcohol and driving impaired on roadways.

Data: The City of Grenada had (46) alcohol related crashes, during 2010-2012. Two were from the ages of 16-20. The city is located in Grenada County where there were (9) alcohol related fatalities of a BAC .08 or greater during 2007-2011.

Goal: The Grenada Police Department will make an effort to reduce motor vehicle crashes, increase awareness of the effects of driving while impaired, and maintain the strict enforcement of DUI and other hazardous violations on our roadways. The Grenada PD will increase DUI citations by 10% from last year’s goal of (105) in FY12 to (115) for FY2014.

Strategy: The Grenada Police Department will accomplish this goal through DUI enforcement, deterrence, and STEP enforcement. The agency will utilize the grant funds to conduct no less than (2) checkpoints and (2) saturation patrols each quarter.

Grenada PD will also participate in no less than four (4) educational activities, on each quarter. Grenada PD will also work with media to receive earned media efforts during blitz campaigns. The enforcement activities will support the national impaired driving campaigns as well as other state holiday enforcement periods and special events.

Use of Funds: The Agency will utilize the grant funds for the salary of (1) full time DUI officer; overtime; fringe; training and travel to conduct described program activities above and beyond the agency’s daily activities and responsibilities.

**Budget: \$50,844.00 Federal Funding Source 154 AL**

---

**Project Number: 14-ST-288-1**

**Project Title: Indianola Police Department DUI Enforcement**

Location: Indianola is located in Sunflower County and has a population of 10,683. The city has US Highways 82 and 49, and MS Highway 448 run through the City limits.

Problem Identification: Motorists driving under the influence of Alcohol is a major problem in the City of Indianola. Indianola has restaurants, seven night clubs and bars from which a lot of impaired drivers immerge. Although DUI is not the most common cause of accidents in the City, it is definitely a contributing factor. One factor for the high number of traffic accidents in Indianola is the fact that US Highways 82 and 49, and MS Highway 448 run through the City limits and are heavily traveled by motorists using a high rate of speed. There are also several industries in our area which contribute to the high volume of traffic.

Data: The Indianola PD had (258) DUI's during 2010-2012. Sunflower County had (7) alcohol related fatalities with a BAC of .08 or greater during 2010-2012. Sunflower County ranked #62 during 2007-2011 for crashes.

Goal: The primary goal of the Indianola PD will be to reduce the number of injury and fatal accidents due to drivers operating motor vehicles under the influence of alcohol. Maintain a maximum of 30 minute down time per DUI arrests. Establish more checkpoints to deter drinking and driving violations. In FY14, the Indianola PD will increase the number of DUI citations 25% from (75) to (100) grant funded citations.

Strategy: The Indianola PD will accomplish this goal through DUI enforcement, STEP enforcement and will utilize the grant funds to conduct not less than 12 checkpoints and (4) saturation patrols, with a minimum of (4) high visibility DUI enforcement checkpoints and/or saturation patrols.

Indianola will also participate in no less than (12) educational activities, three each quarter. Indianola PD will also work with media to receive earned media efforts during blitz campaigns. The enforcement activities will support the national impaired driving campaigns as well as other state holiday enforcement periods and special events.

Use of Funds: The agency will utilize the grant funds for the salary of (1) full time DUI officer; overtime; fringe; training; travel; contractual services and equipment: (1) digital camera to conduct described program activities above and beyond the agency's daily activities and responsibilities.

**Budget: \$50,292.00 Federal Funding Source 154 AL**

---

**Project Number: 14-ST-137-1**

**Project Title: Lamar County Sheriff's Department DUI Enforcement**

Location: Lamar County encompasses 856 county miles and 500 square miles and is located in District 7, Troop J in the Southern region of the state. Lamar County is a "dry" county along with two other bordering counties, Covington to the North and Pearl River to the South. The western and eastern bordering counties, Marion and Forrest are "wet". The county experiences high volumes of traffic traveling highway 49 to the University of Southern Mississippi also known as USM (enrollment 16,000+ students) in Hattiesburg located in Forrest County and Interstate I-59 which acts as a bypass for Hattiesburg and utilized by a large number of motorist wanting to avoid travel through the center of Hattiesburg, heading to and from the MS Gulf Coast to the casinos. Highway 98 is the main thoroughfare through the county traveling East to West into Alabama.

Problem Identification: The County experiences an influx of motorist heading to and from the MS Gulf Coast, along with travelers travelling to the New Orleans area. The county is also located near Hattiesburg, MS, which is home to two universities, University of Southern Mississippi and William Carey University in its jurisdiction. Each college student plays a large part in the night life of the city, where the consumption of alcohol is prevalent in the many clubs and bars in the area.

Data: Lamar County had (476) crashes in 2012 which consisted of (143) injury crashes, (332) property damage crashes and (1) fatal crash. Of those (476) crashes, there were (32) were alcohol related crashes.

Lamar County ranked 4<sup>th</sup> out of the top 25 counties for injury crashes per mile of county road in 2011. The agency made (304) DUI arrest in 2012 while conducting HVE/Deterrence checkpoints/saturation patrols utilizing federally funded personnel.

Goal: Lamar County Sheriff Department's goal is to reduce fatal crashes by 100% from (1) to (0) to reduce injury crashes by 10% from (143) to (129) and reduce alcohol related crashes by 10% from (32) to (29) in 2014.

The Lamar County Sheriff's Department proposes to increase grant funded DUI arrests by 3% from (304) in 2012 to (313) and agency DUI arrest from (352) to (360) in during FY 2014.

Strategy: The Lamar County Sheriff's Department will accomplish this goal through DUI enforcement, STEP enforcement and will utilize the grant funds to conduct not less than (20) checkpoints and saturation patrols, along with (4) Special Traffic Enforcement Program (STEP) HVE/Deterrence checkpoints/saturation patrols during the national impaired driving campaign "Drive Sober or Get Pulled Over" (Christmas/New Year & Labor Day).

The agency will conduct a minimum of (1) public outreach/educational campaign per quarter on the dangers of drinking and driving for a total (4) during the 12 month period. The agency will implement at least (2) earned media campaigns during the national impaired driving campaigns.

**Use of Funds:** The agency will utilize the grant funds for the salary of (1) full time DUI officer, (1) part time coordinator; overtime; fringe; training and travel to conduct described program activities above and beyond the agency's daily activities and responsibilities.

**Budget: \$59,825.00 Federal Funding Source 154 AL**

**Additional Funding: \$10,000.00 Federal Funding Source 402**

---

**Project Number: 14-ST-142-1**

**Project Title: Leflore County Sheriff's Office DUI Enforcement**

Location: Leflore County contains three major state highways, including Highway 49, Highway 82, and Highway 7. These highways have heavy traffic and enforcement is needed. This county also includes rural area where enforcement is also needed, including county roads that are heavily travelled and city streets that are, as well, heavily travelled.

Leflore County has one major city and many small towns that need enforcement. Only two towns of the ten have a police department. So, many of these towns have no enforcement town departments.

Problem Identification: The County of Leflore is a wet county and has a problem with impaired drivers. This county contains numerous beer stores as well as six liquor stores. The area has ten nightclubs and bars inside this county. The best way to prevent and stop impaired driving due to alcohol and/or other substances is with enforcement and education.

This county contains a large industrial park with numerous business including distribution warehouses, manufacturing plants, as well as mills. These include Milwaukee Tool, Hardware Distributions Warehouses, Inc., Viking Range Corporation, J.J. Ferguson Construction, Heartland Catfish, America's Catch, and Clint Peanut Mills, to name a few. There are numerous large farms including fish farms and agricultural farms which contain large numbers of employees. We have fish processing plants and a state university.

Data: Leflore County had (21) alcohol related crashes, during 2010-2012. The agency had (12) alcohol related fatalities with a BAC .08 or greater during 2007-2011. Leflore County is also #16 for Injury Rate per 10,000 Population of the Top Twenty Counties in Mississippi for Crashes.

Goal: In order to decrease alcohol related automobile crashes and fatalities within Leflore County, the Leflore County Sheriff's Department has developed a strategy to address these problems. Through education, the department will educate children and the general public on the consequences of alcohol and driving under the influence, as well as ways to prevent drinking and driving. In addition to educating the citizens of Leflore County, the Sheriff's department will be enforcing the DUI laws.

The ultimate goal of the department is to decrease alcohol related crashes and fatalities within Leflore County by the end of FY14 through educating the public and an enhanced emphasis on DUI enforcement. The agency will increase DUI citations from (50) in 2012, to reach a goal of (89) during FY14.

Strategy: The Leflore County Sheriff's Office will accomplish this goal through DUI enforcement, deterrence, and STEP enforcement. The agency will utilize the grant funds to conduct no less than (4) checkpoints and (2) saturation patrols, with a minimum of (22) DUI citations during each quarter, to reach 25% goal of (89) for FY2014.

Leflore County Sheriff's Office will also participate in no less than four (4) educational activities, on each quarter. The Leflore County Sheriff's Office will also work with media to receive earned media efforts during blitz campaigns. The enforcement activities will support the national impaired driving campaigns as well as other state holiday enforcement periods and special events.

Use of Funds: The Agency will utilize the grant funds for overtime; fringe; training and travel to conduct described program activities above and beyond the agency's daily activities and responsibilities.

**Budget: \$31,703.00 Federal Funding Source 154 AL**

---

**Project Number: 14-ST-296-1**

**Project Title: Leland Police Department DUI Enforcement**

Location: The City of Leland is located in Washington County, which is in District 2, Troop D, in the Northern region of the State. Leland has a population of 4,417, according to the 2010 census. The major roadways in the area are U.S. Highways 82, U.S. Highway 278 and U.S. Highway 61.

Problem Identification: Leland is located in the MS Delta Region, near Greenville, where gaming and casinos serving alcoholic beverages is available 24 hours a day. There are several colleges/universities near Leland.

The State's crash data analysis shows a higher risk for the African American population as well as motorist in and around the MS Delta as being at a higher risk for fatal and serious injury crashes making Leland a much needed area for implementing a highway traffic safety program. There are hundreds of thousands of motorist and tourist who travel through this area each year visiting the historical landmarks, museums, and to enjoy the South's good ole southern hospitality and cuisines.

MS State University and the federal government maintain an agriculture research station at Stoneville on Leland's outskirts along with other colleges/universities in surrounding areas. Leland is in the heart of blues country and has produced a number of national and regionally famous blues musicians. Highway 61, mentioned in numerous blues recordings, runs through the town and gives its name to the community's blues museum. The town is part of the Mississippi Blues Trail which is a significant tourist attraction in the Delta bringing thousands to the area. The community is the birthplace of Kermit the Frog, a Muppet created by Jim Henson, who was born in nearby Greenville. The city has a museum along the banks of Deer Creek celebrating Henson's accomplishments.

Data: The City of Leland had (21) crashes in 2012 which consists of (9) injury crashes, (12) property damage crashes, and (3) were alcohol related crashes.

The City of Leland is located in Washington County which is ranked 4<sup>th</sup> with (21) fatalities in 2012 for fatalities by county. The agency made a total of (49) DUI arrest in 2012 with (8) being made utilizing federal funds to conduct checkpoints/saturation patrols utilizing federally funded personnel.

Goal: The Leland Police Department's overall goal is to decrease alcohol related crashes from (3) in 2012 to (0) and decrease overall crashes by 10% from (21) in 2012 to (19) in FY14.

The Leland Police Department proposes to increase DUI arrests by 10% from (25) in 2013 to (28) in FY14.

Strategy: The Leland PD will accomplish this goal through DUI enforcement, STEP enforcement and will utilize the grant funds to conduct not less than (14) checkpoints and saturation patrols.

Leland PD will also participate in no less than (1) educational activities, each quarter for a total of (4). Leland PD will also work with media to receive earned media efforts during blitz campaigns. The enforcement activities will support the national impaired driving campaigns as well as other state holiday enforcement periods and special events.

Use of Funds: The agency will utilize the grant funds for overtime; fringe; training and travel to conduct described program activities above and beyond the agency's daily activities and responsibilities.



**Budget: \$14,053.00 Federal Funding Source 154 AL**

**Additional funding: \$5,075.00 Federal Funding Source 402**

---

**Project Number: 14-ST-220-1**

**Project Title: Louisville Police Department DUI Enforcement**

Location: The City of Louisville has a population of 6,631, according to the 2010 census. The area encompasses 16 square miles and is located in District 5, Troop G in the Northeast area of the State. Highway 25, one of the major highways which passes right through Louisville moves traffic from the capital City of Jackson to Starkville, MS State University campus.

Problem Identification: The City is located in Winston County which borders Neshoba County, home to the Choctaw Indian Reservation with several casinos that serve alcoholic beverages 24/7; Oktibbeha County, home of Mississippi State University campus where alcoholic consumption is extremely high amongst college students as well as those attendee events on campus such as football games, etc.; and also borders 4 dry counties, which includes Neshoba County, that do not sale or serve alcoholic beverages.

Because of the neighboring “dry” counties, the city experiences an increase in the number of people who come to purchase and/or consume alcohol. The city also has within its jurisdiction, Legion Lake State Park, which provides recreational activities such as camping, fishing, hiking, etc. and draws in people from all over the U.S. to this recreational area. The State Park prohibits alcoholic beverages on park grounds.

Data: The City of Louisville had (156) crashes in 2012 which consisted of (38) injury crashes, (116) property damage crashes, (2) fatal crashes and (4) were alcohol related crashes. The agency made (162) DUI arrest in 2012 with (130) made while conducting checkpoints/saturation patrols utilizing federally funded personnel.

Goal: The Louisville Police Department’s overall goal is to vigorously continue to detect and apprehend impaired drivers thereby reducing crashes – fatal crashes from (2) in 2012 to (0) in 2014; injury crashes from (38) to (35); and alcohol related crashes from (4) to (2) by the end of FY14.

The Louisville Police Department proposes to increase DUI arrests by 15% from (68) in 2013 to (80) in 2014.

Strategy: The agency will maintain a highly trained full time officer dedicated 100% in conducting HVE DUI enforcement/deterrence on a weekly basis throughout the year. The full time officer will work with additional officers to conduct Special Traffic Enforcement Program (STEP) HVE/Deterrence checkpoints/saturation patrols during the national impaired driving campaign “Drive Sober or Get Pulled Over” (Christmas/New Year & Labor Day); conduct HVE/Deterrence checkpoints/saturation patrols during the State impaired driving campaign(s), i.e. Super Bowl Sunday, 4<sup>th</sup> of July & Memorial Day period, for a total of (28) enhanced checkpoints/saturation patrols at various times throughout the grant year.

The agency will conduct a minimum of (1) public outreach/educational campaign per quarter on the dangers of drinking and driving for a total (4) during the 12 month period. The agency will

implement at least (2) earned media campaigns during the national impaired driving campaigns as well as during other special events/enforcement periods during the year.

The agency will seek additional training for the officer(s) in alcohol impaired driving and the department will continue to ensure the traffic officer(s) maintain certification in Standard Field Sobriety Training (S.F.S.T.) in an effort to remain up to date on the latest knowledge and skills necessary to further enhance the programs STEP HVE/Deterrence activities and maintain a high conviction rate for DUIs.

Use of Funds: The Louisville Police Department will utilize grant funds for the salary of (1) full time DUI officer; overtime; fringe; training; travel; contractual services; and equipment (2) PBTs.

**Budget: \$55,425.00 Federal Funding Source 154 AL**

---

**Project Number: 14-ST-299-1**

**Project Title: Lucedale Police Department DUI Enforcement**

Location: The City of Lucedale is located in George County, with a population of 2,923. The city is 11 miles from the Alabama state line; 33 miles north of Pascagoula, Jackson County Mississippi; and 50 miles east of Hattiesburg, Forest County, Mississippi. The City limits of Lucedale encompass portions of U.S. Highway 98. Three other major highway systems located within the city limits are MS highway 613, 63 and 26.

Problem Identification: Highways 613 and 63 provide access the MS Gulf Coastal area which is home to various gambling casinos. These establishments are known for serving “free” alcohol 24/7 to the patrons who frequent these establishments. The consumption of alcohol and then operating a motor vehicle is a lethal combination thus making the roadways unsafe for other drivers. Although the city and county are both “Dry”, people travel to surrounding “Wet” jurisdiction to buy and/or consume alcoholic beverages.

Data: Lucedale had (5) alcohol related crashes during 2010-2012. George County ranked #20 with (16) alcohol related fatalities during 2007-2011.

Goal: The goal of the Lucedale Police Department is to reduce fatalities and crashes. In FY14, Lucedale will increase the number of citations by 42% from (56)2012 to (80) grant funded citations in FY14.

Strategy: The Lucedale PD will accomplish this goal through DUI enforcement, STEP enforcement and will utilize the grant funds to conduct not less than (16) checkpoints and (8) saturation patrols, with a minimum of (4) high visibility DUI enforcement checkpoints and/or saturation patrols. Lucedale will also participate in no less than (4) educational activities, (1) each quarter. Lucedale PD will also work with media to receive earned media efforts during blitz campaigns. The enforcement activities will support the national impaired driving campaigns as well as other state holiday enforcement periods and special events.

Use of Funds: The agency will utilize the grant funds for the salary for 1 full time DUI officer; overtime; fringe; training; travel; and equipment: (1) In Car Camera; and (1) Flashlight, to

conduct described program activities above and beyond the agency's daily activities and responsibilities.

**Budget: \$49,150.00 Federal Funding Source 154 AL**

---

**Project Number: 14-ST-303-1**

**Project Title: Magee Police Department DUI Enforcement**

Location: The Magee Police Department is located in Simpson County and has a population of 5,019. The Magee PD patrols three high volume traffic highways in Magee, Hwy 49, Old Highway 149 and Highway 28. The roadways are centrally located with high volumes of traffic that pass through daily.

Problem Identification: The City of Magee has 4 state highways and 1 US highway that pass through its city limits. Also, there are four schools in the city with many bus-stops. The city has recently passed an ordinance that allows the sale of alcoholic beverages in its restaurants. The City of Magee has recently incorporated approximately two additional miles on US Highway 49. Magee is a major thoroughfare between several large cities such as Jackson, Hattiesburg, and Laurel where many impaired drivers travel. These large cities are well known for its late night entertainment (i.e. night clubs, parties, concerts, etc. Highway 49 is a major thoroughfare located between several large cities such as Jackson, Laurel, Hattiesburg and also the MS Gulf Coast where numerous liquor serving establishments, such as casinos are located.

Many families travel through the city on their way to and from coastal vacation attractions ranging from New Orleans, LA to Florida making the likelihood of an encounter with an impaired driver even greater. As a result of these contributing factors, the City of Magee often experiences an overload of traffic on its highways with a greater potential of DUI fatalities.

The City of Magee has had a huge increase in the amount of DUI offenses since a previous grant for overtime was awarded. The most recent grant awarded provided the Magee Police Department with a full-time DUI officer, since that time the DUI related arrests have increased tremendously. A full-time dedicated DUI enforcement officer would greatly alleviate this as he would be more focused on the primary job of DUI arrests.

Data: The city had (13) alcohol related crashes from 2010-2012. Simpson County had (12) alcohol related fatalities in 2007-2011 with BAC .08 or greater. Magee is ranked 35<sup>th</sup> in the State for fatal crashes.

Goal: The Magee Police Department will reduce motor vehicles within the city of Magee with a goal to increase the number of DUI citations by 10% from (165) to (182) during FY14.

Strategies: The Magee PD will accomplish this goal through (1) DUI enforcement officer, STEP enforcement and will utilize the grant funds to conduct not less than (30) checkpoints and (15) saturation patrols, with a minimum of four (4) high visibility DUI enforcement checkpoints and/or saturation patrols.

Magee PD will also participate in no less than four (4) educational activities, one each quarter. Magee PD will also work with media to receive earned media efforts during blitz campaigns.

The enforcement activities will support the national impaired driving campaigns as well as other state holiday enforcement periods and special events.

Use of Funds: The agency will utilize the grant funds for the salary of (1) full time DUI officer; overtime; fringe; training; travel; and equipment: (3) micro lapel cameras, (1) In Car Camera, (5) PBT's, to conduct described program activities above and beyond the agency's daily activities and responsibilities.

**Budget: \$85,466.00 Federal Funding Source 154 AL**

---

**Project Number: 14-ST-408-1**

**Project Title: Mississippi Highway Patrol - DUI Enforcement Program**

Location: Mississippi has a population of 2,978,512, according to the 2010 census. Mississippi consists of 46,923 square miles. The Mississippi Highway Patrol (MHP) has nine (9) Troop districts throughout the State that are divided into three (3) Troop Districts in the Northern, Central and South.

The MHP is responsible for patrolling all highways with the exception of those which travel within a city jurisdiction.

Problem Identification: Mississippi has a large amount of crashes and many of those crashes were alcohol related. The MHP made (3,140) DUI arrests utilizing federal funds to conduct special traffic enforcement program (STEP) and high visibility enforcement (HVE) activities. The MHP made (8,663) DUI arrests as a whole this previous grant year.

Data: The Mississippi Highway Patrol reported (11,724) total crashes with (227) fatalities, (3,554) injury crashes, (436) alcohol-related crashes and (13) alcohol related fatalities during FY 2012. According to the FARS analyst, the MHP reported (35) alcohol related fatalities during the federal fiscal year in FY12.

Goal: The overall goal of the MHP is to continue to reduce fatal, serious injury and alcohol related crashes within the State. The MHP will increase the number of DUI citations by 5% from (3,132) to (3,296) during FY14. The MHP proposes to make a minimum of (824) DUI per quarter.

Strategy: The MHP will utilize funds to conduct a statewide alcohol/impaired driving enforcement program that will focus on areas of need and with highest alcohol related crashes and fatalities.

The MHP will accomplish this goal through DUI enforcement with STEP enforcement and high visibility enforcement activities. The MHP will conduct a minimum of (7) HVE Alcohol Impaired Driving Enforcement checkpoints/saturations patrols each quarter for each Troop District for a total of (63) during the 12 month grant period.

The requested overtime funds will be used to continue funding Mississippi Highway Patrol DUI Task Force using off-duty manpower. This Task Force will be used for special DUI enforcement details locations identified as problem areas. The MHP will continue to utilize the 3 BAT

vehicles assigned to each of the 3 regions when conducting checkpoints and multi-jurisdictional enforcement activities with a minimum of 30 details per quarter.

The enforcement activities will support the national impaired driving campaigns, as well as other State holiday periods enforcement or special events. The MHP's Public Affairs Officers will participate and conduct a minimum of (36) educational presentation, with 9 public presentations each quarter, 1 per Troop District, on the dangers of drinking and driving with primary focus during the National and State holiday campaigns.

Use of Funds: The agency will utilize the grant funds for the salary for overtime; fringe; training; and travel to conduct described program activities above and beyond the agency's daily activities and responsibilities.

**Budget: \$2,063,607.00 Federal Funding Source 154 AL**

Additional funding: \$157,327.00 Federal Funding Source 402-Occupant Protection  
\$62,853.00 Federal Funding Source 402-Crash Reconstruction  
\$9,600.00 Federal Funding Source 402-PAO-Youth-OP  
\$23,840.00 Federal Funding Source 154 AL-PAO-Youth  
\$409,552.00 Federal Funding Source 402-Speed

---

**Project Number: 14-PA-410-1**

**Project Title: MOHS 154 AL Alcohol Impaired Driving P & A**

Project Description: The P&A will be used to offset costs of direct and indirect expenses attributed to the overall management of the State's 154 AL funded Impaired Driving Program.

Costs could include salaries and related personnel benefits for technical, administrative, and clerical staff for the State's Impaired Driving Program. Personnel services include salary for an Office Manager at 60%; Internal Auditors at 60%; Planner at 60%; **Fiscal Officer and Accounting Director**. P&A costs include other office expenses, such as travel, equipment, supplies, rent and utility expenses necessary to carry out the functions of the State's 154 Impaired Driving Program.

P & A contractual services, other expenses related to 154 project(s), for continued pursuit of the grant management system will be included with this funding.

**Budget: \$540,000.00 Federal Funding Source 154 AL**

---

**Project Number: 14-ST-410-2**

**Project Title: MOHS Alcohol Countermeasures Coordination & Program Management**

Project Description: Program provides program management in the alcohol impaired driving program area to coordinate statewide and local law enforcement efforts related to DUI operations, national impaired driving blitz campaigns and other projects related to impaired driving efforts. Program oversees funding to state and local law enforcement agencies for overtime enforcement, and assist in developing strategies for inter-jurisdictional enforcement

efforts. Collaborate with the State's law enforcement liaisons, TSRP, and others alcohol related programs to increase effectiveness and efficiency of law enforcement efforts to reduce DUI.

Provide program management for the planned MOHS alcohol impaired driving outreach projects, surveys and the "Drive Sober or Get Pulled Over" National Mobilization. Assist with impaired driving media campaign during National DSOGPO blitz period as needed and/or requested. Personnel services will include salaries and benefits for a Division Director at 40%, Branch Director and two (2) Program Managers at 100%. Travel, supplies, and training will also be included in the project for monitoring, workshops, seminars and program management at the same percentage.

**Budget: \$425,000.00 Federal Funding Source 154 AL**

---

**Project Number: 14-ST-149-1**

**Project Title: Montgomery County Sheriff's Office DUI Enforcement**

Location: Montgomery County is located in District 2, Troop D in the center of the Northern region of the State. A large portion of the count is rural, with a population of 12,388, according to the 2010 census. Montgomery County encompasses 604 county miles with 407 square miles. Major roadways in the area are Interstate 55, which runs north to South and U.S. Highway 51 and U.S. Highway 82.

Problem Identification: Montgomery County experiences high volumes of traffic traveling I-55 and U.S. Highways 51 and 82. Many vehicles travel in the area to reach both the University of Mississippi and Mississippi State University campuses to attend classes, sport events and other activities and the college's campuses.

Data: Montgomery County had (103) crashes in 2012 which consisted of (27) injury crashes, (76) property damage, and (1) fatal crash, with (2) being alcohol related crashes. The agency made (54) DUI arrest in 2012 with (28) being made while conducting checkpoints/saturation patrols utilizing federally funded personnel.

Goal: Montgomery County's overall goal is to reduce fatal, serious injury and property damage crashes from (103) in 2012 to (93) in FY14. The agency plans to reduce fatal crashes by 100% from (1) to (0), alcohol related by 100% from (2) to (0) and injury crashes by 20% from (27) to (22) within the 12 month grant period.

The Montgomery County Sheriff's Department proposes to increase DUI arrests by 20% from (50) in 2013 to (60) in FY14.

Strategy: The Montgomery County Sheriff's Department will accomplish this goal through DUI enforcement, STEP enforcement and will utilize the grant funds to conduct not less than (14) checkpoints and saturation patrols.

Montgomery County Sheriff's Department will also participate in no less than four (4) educational activities, one each quarter. Montgomery County Sheriff's Department will also work with media to receive earned media efforts during blitz campaigns. The enforcement

activities will support the national impaired driving campaigns as well as other state holiday enforcement periods and special events.

Use of Funds: The agency will utilize the grant funds for the salary for 1 full time DUI officer; overtime; fringe; training; travel; commodities; contractual services; and equipment: (1) micro lapel camera, (1) Laptop, (2) PBT's, to conduct described program activities above and beyond the agency's daily activities and responsibilities.

**Budget: \$52,537.00 Federal Funding Source 154 AL**

---

**Project Number: 14-ST-311-1**

**Project Title: Morton Police Department DUI Enforcement**

Location: The town of Morton has a population of 3,482 people. Morton is located on the West Scott County. The neighboring counties surrounding the City of Morton are: Leake County (North); Madison County (Northwest); Newton County (East); and Smith County (South). Morton has three major highways that pass through the city they are Hwy 80; I-20; and Hwy 13.

Problem Identification: Morton has a large poultry plant that make up great deal of the city infrastructure. Most of the stores in Morton sell beer or alcoholic beverages, which increases the chances of an impaired drivers traveling through the City of Morton. Also, with the amount of traffic that passes through this city, a DUI grant to assist the Police Department in acquiring equipment and support is well needed.

Data: The City of Morton has (10) alcohol related crashes, during 2010-2012. The City of Morton is located in Scott County. Scott County had (16) alcohol related fatalities and is ranked #22 in the State for of a BAC .08+ from 2007-2011. Scott County also ranks #20 in Injury Rate per 10,000 Population of the Top Twenty Counties in Mississippi for Crashes.

Goal: In order to reduce the number of DUI-related crashes and fatalities, the Morton Police Department will continue its DUI Enforcement Program for FY 2014. The Morton Police Department will increase DUI Enforcement from (160) hours in FY 2013 to (200) hours in FY 2014. Increase DUI Citations by 20% from (23) in FY 2013 to (27) in FY 2014 and will conduct a minimum of four (4) DUI presentations for local schools/community groups in FY 2014.

Strategy: The Morton Police Department will accomplish this goal through DUI enforcement, deterrence, and STEP enforcement. The agency will utilize the grant funds to conduct no less than (4) checkpoints and (2) saturation patrols, with a minimum of 23 DUI citations during each quarter, to reach 20% goal of (27) for FY2014.

The Morton Police Department will also participate in no less than four (4) educational activities, on each quarter. The Morton Police Department will also work with media to receive earned media efforts during blitz campaigns. The enforcement activities will support the national impaired driving campaigns as well as other state holiday enforcement periods and special events.

Use of Funds: The Agency will utilize the grant funds for overtime; fringe training; travel to conduct described program activities above and beyond the agency's daily activities and responsibilities.

**Budget: \$7,865.00 Federal Funding Source 154 AL**

Additional Funding Source: \$2,500.00 402

---

**Project Number: 14-ST-150-1**

**Project Title: Neshoba County Sheriff's Department DUI Enforcement**

Location: Neshoba County has a population of 29,676, according to the 2010 Census. The area encompasses 570 square miles and is located in District 6, Troop H. The Choctaw Indian Reservation is located in Philadelphia, which is considered a resort area, and is home to several casinos and entertainment areas.

Problem Identification: The Choctaw Indian Reservation is home to 2 casinos, entertainment areas, golf courses and a waterpark. The area sees tourist from all over the State, as well as out of State tourists. Many of the entertainment areas within Neshoba County serve alcohol 24 hours of the day and in the casinos, patrons can receive "free" beverage, which include alcoholic beverages.

With the increase of tourists and visitors to the area, alcohol beverages, there has been an increase in the area for crashes, injuries and fatalities.

Data: Neshoba County had (91) crashes during FY 2012, which consisted of (42) injury crashes, (48) property damage crashes and (1) fatal crash. Of the (91) crashes, (24) were alcohol related with (1) alcohol related fatal crash, which took the lives of (5) children and (1) adult.

Neshoba County ranked 9<sup>th</sup> in overall crashes per 10K population in 2011 and 16<sup>th</sup> in fatalities in 2012 with (8) fatalities. The agency made (118) DUI arrest in FY 2012 while conducting checkpoints/saturation patrols utilizing federally funded personnel.

Goal: The Neshoba County Sheriff's Department has an overall goal to decrease fatal alcohol related crashes from (1) to (0), thereby reducing fatalities as a whole.

The Neshoba County Sheriff's Department will also decrease overall crashes from (91) in 2012 to (82) in 2014. The department proposes to increase DUI arrests by 10% from (118) in 2012 to (130) in 2014.

Strategy: The Neshoba County Sheriff's Department will accomplish this goal through DUI enforcement, STEP enforcement and will utilize the grant funds to conduct not less than (16) checkpoints and (16) saturation patrols, with a minimum of four (4) high visibility DUI enforcement checkpoints and/or saturation patrols during the blitz periods.

The Neshoba County Sheriff's Department will also participate in no less than four (4) educational activities, one each quarter. The Neshoba County Sheriff's Department will also work with media to receive earned media efforts during blitz campaigns. The enforcement



activities will support the national impaired driving campaigns as well as other state holiday enforcement periods and special events.

Use of Funds: The agency will utilize the grant funds for the salary for (1) full time officer; overtime; fringe; training; travel; contractual services; commodities; and equipment: (1) PBT and (1) laptop computer mount station to conduct described program activities above and beyond the agency's daily activities and responsibilities.

**Budget: \$51,693.00 Federal Funding Source 154 AL**

**Additional funding: \$5,000.00 Federal Funding Source 402**

---

**Project Number: 14-ST-224-1**

**Project Title: New Albany DUI Enforcement**

Location: New Albany is located 70 miles southeast of Memphis, TN and 20 miles northwest of Tupelo, MS and is located in Union County. New Albany encompasses (87) city miles and is located in District 4, Troop F in the North East portion of the State. Major roadways in New Albany are U.S. Highway 78.

Problem Identification: Alcohol was voted in for sale in the city 3 years ago and on March 10, 2013 the voters voted in favor of liquor sales within the city. The police department anticipates an increase in the number of impaired drivers on the roadways due to the passing of liquor sales within the city. The city experiences a large influx of motorist due to being the center of transportation in the county, the county seat as well as the from the 2,000+ workers at the Toyota Manufacturing plant located in Union County that operates three shifts daily.

The city has also completed a large addition to the Sportsplex facility which hosts the USTA tennis tournaments, soccer and baseball for the USSSA and Cotton States Baseball League.

Data: The New Albany Police Department had (292) crashes in 2012 which consists of (63) injury crashes, (228) property damage crashes, (1) fatal crash, and (10) were alcohol related crashes.

Union county ranked 21<sup>st</sup> out of 25 for fatal and injury crashes in 2011. The agency made (252) DUI arrest in 2012 with (185) being made while conducting checkpoints/saturation patrols utilizing federally funded personnel.

Goal: New Albany Police Department's overall goal is to decrease fatal, injury and property damage crashes by 10% from (292) in 2012 to (262) in 2013-2014, thereby reducing fatal crashes from (1) in 2012 to (0) and alcohol related from (10) to (5) in FY 2014.

The New Albany Police Department proposes to increase DUI arrests by 10% from (260) in 2013 to (288) in FY 2014 by continuing program to conduct STEP HVE/Deterrence activities throughout the 12 month period.

Strategy: The New Albany Police Department will accomplish this goal through DUI enforcement, STEP enforcement and will utilize the grant funds to conduct not less than (14)

checkpoints and saturation patrols, with a minimum of four (4) high visibility DUI enforcement checkpoints and/or saturation patrols during the blitz periods.

The New Albany Police Department will also participate in no less than four (4) educational activities, one each quarter. The New Albany Police Department will also work with media to receive earned media efforts during blitz campaigns. The enforcement activities will support the national impaired driving campaigns as well as other state holiday enforcement periods and special events.

Use of Funds: The agency will utilize the grant funds for the salary of (1) full time officer; overtime; fringe; training; travel; contractual services; commodities; and equipment: (1) PBT and (1) laptop computer mount station to conduct described program activities above and beyond the agency's daily activities and responsibilities.

**Budget: \$69,393.00 Federal Funding Source 154 AL**

**Additional funding: \$11,800.00 Federal Funding Source 402**

---

**Project Number: 14-ST-151-1**

**Project Title: Newton County Sheriff's Office DUI Enforcement**

Location: Newton County has a population of 21,720, according to the 2010 census. The area encompasses 920 county miles and 578 square miles, located in the center of District 6, Troop H, in the Central region in the Eastern area of the State. Major roadways in the area are Interstate 20 along with Highway 80 runs east and west through the county traveling from Louisiana to the Alabama and Highway 15 run north to south from Tennessee to the MS Gulf Coast.

Problem Identification: Newton County borders Neshoba County, home to the Choctaw Indian Reservation that is the home of several casinos, restaurants, bars and clubs that serve alcoholic beverages 24/7.

The Newton County area is surrounded by 8 counties in the district in which 2/3 are "dry" including Newton itself. The remaining 1/3 counties, which include Lauderdale County, are "wet" allowing for the sale and consumption of alcohol.

Newton County experiences a high volume of motorist traveling the main thorough fairs of I-20, Highway 80 and Highway 15. Because of the neighboring "wet" counties, along with the interstate and highways, there is a significant increase in the potential for impaired drivers on the roadways within the county.

Newton County is also home to East Central Community College (ECCC). ECCC has an annual enrollment of around 1,000 student and has a large population of young drivers age 17 to 21.

Data: Newton County reports (63) crashes in 2012 which consisted of (19) injury crashes, (43) property damage crashes, (1) alcohol related fatality and (10) alcohol related crashes.

The agency reports making (37) DUI arrest while conducting checkpoints/saturation patrols utilizing federally funded personnel in 2012.

Goal: The Newton County Sheriff's Department's overall goal is to continue reduce alcohol related crashes, inform the public of the dangers of driving while impaired through high visibility DUI enforcement thereby reducing overall crashes by 10% from (63) in 2012 to (56) and alcohol related fatal crashes from (1) to (0) by the end of FY14.

The Newton County Sheriff's Department also proposes to increase DUI arrests by 15% from (52) proposed in 2013 to (60) in 2014.

Strategy: The Newton County Sheriff's Department will maintain a full time officer that will be dedicated 100% in conducting HVE DUI enforcement/deterrence on a weekly basis throughout the year.

The agency will seek additional training for the officer(s) in alcohol impaired driving and the department will continue to ensure the traffic officer(s) obtains and maintains certification in Standard Field Sobriety Training (S.F.S.T.) in an effort to remain up to date on the latest knowledge and skills necessary to further enhance the programs STEP HVE/Deterrence activities and increase the conviction rate for DUIs within the county.

The full time officer will work with additional officers to conduct Special Traffic Enforcement Program (STEP) HVE/Deterrence checkpoints/saturation patrols during the national impaired driving campaign "Drive Sober or Get Pulled Over" (Christmas/New Year & Labor Day); conduct HVE/Deterrence checkpoints/saturation patrols during the State impaired driving campaign(s), i.e. Super Bowl Sunday, 4<sup>th</sup> of July & Memorial Day period conducting a total of (48) enhanced checkpoints/saturation patrols at various times throughout the grant year.

The agency will conduct a minimum of (1) public outreach/educational campaign per quarter on the dangers of drinking and driving for a total (4) during the 12 month period. The agency will implement at least (2) earned media campaigns during the national impaired driving campaigns as well as during other special events/enforcement periods during the year.

Use of Funds: The agency will utilize the grant funds for the salary for (1) full time officer; overtime; fringe; training and travel to conduct described program activities above and beyond the agency's daily activities and responsibilities.

**Budget: \$39,829.00 Federal Funding Source 154 AL**

---

**Project Number: 14-ST-316-1**

**Project Title: Ocean Springs Police Department DUI Enforcement**

Location: The City of Ocean Springs has a population of 17,442, according to the 2010 census. The area encompasses 250 city miles, 15 square miles and is located in District 8, Troop K in Jackson County in the Southern region of the State on the MS Gulf Coast.

Ocean Springs is connected to Harrison County by the Ocean Spring-Biloxi Bridge which is close proximity to casino activity and all being "wet" jurisdiction allowing for the sell and consumption of alcoholic beverages. Highway 90 is a major corridor that runs through the city/county, allowing travelers to pass through from Louisiana to Alabama. The MS Gulf Coast is one of the primary tourist/resort areas within the State.

Problem Identification: Ocean Springs, along with neighboring cities/counties continues to experience extreme growth in businesses, restaurants, casinos, and bars over the past several years. A large number of these entertainment venues, bars, and casinos are open 24/7, allowing for alcohol consumption on a continuous basis. At this time establishments selling and serving alcohol has grown significantly. Casinos host numerous conferences, concerts and other events throughout the year drawing in visitors from all over the world.

The MS Gulf Coast holds various events, parades, fairs, rallies, spring break activities, etc. which are more prone to alcohol consumption by participants. There are 2 neighboring counties that are “dry” meaning no alcohol, which in turn causes an influx of citizens from these counties who come to the city to purchase alcoholic beverages. The Ocean Springs Police Department continues to battle impaired driving issues within the city.

Data: The City of Ocean Springs had (1,239) crashes in 2012, which consisted of (557) injury crashes, (3,340) property damage crashes, (7) fatal with (1) being alcohol related and (109) that were alcohol related crashes.

Jackson County ranked 10<sup>th</sup> for crash rate per 10K population, 1<sup>st</sup> for MHP per 1M VMT, 11<sup>th</sup> for injury per 10K population, ranked 1<sup>st</sup> for injuries per mile of county road and the city ranked 6<sup>th</sup> for serious injury crashes in 2011. Jackson County also ranked 7<sup>th</sup> in 2012 for fatality crashes.

The agency made (145) DUI arrest in 2012 with (27) made while conducting checkpoints/saturation patrols utilizing federally funded personnel.

Goal: The Ocean Springs Police Department’s overall goal is to maintain DUI arrests, increase public awareness on the dangers of drinking and driving thereby reducing overall crashes by 10% from (1,239) to (1,115); Injury crashes from (557) to (501), fatal crashes from (7) to (5); alcohol related fatal from (1) to (0); and alcohol related crashes from (109) to (98) in FY14.

The Ocean Springs Police Department proposes to detect and apprehend DUI offenders, increase DUI arrest from (145) in 2012 to reach a goal of (200) DUI arrests in FY14 in an effort to continue saving lives on the city’s roadways.

Strategy: The Ocean Springs Police Department will continue utilizing awarded overtime to maintain highly trained officers to conduct enhanced Special Traffic Enforcement Program (STEP) HVE/Deterrence checkpoints/saturation patrols during the national impaired driving campaign “Drive Sober or Get Pulled Over” (Christmas/New Year & Labor Day); conduct HVE/Deterrence checkpoints/saturation patrols during the State impaired driving campaign(s), i.e. Super Bowl Sunday, 4<sup>th</sup> of July & Memorial Day period, for a total of (16) enhanced checkpoints/saturation patrols at various times throughout the grant year.

The agency will conduct a (2) public outreach/educational campaign on the dangers of drinking and driving during the 12 month period. The agency will implement at least (2) earned media campaigns during the national impaired driving campaigns as well as during other special events/enforcement periods during the year.

Use of Funds: The agency will utilize the grant funds for overtime; fringe; training and travel to conduct described program activities above and beyond the agency's daily activities and responsibilities.

**Budget: \$21,713.00 Federal Funding Source 154 AL**

---

**Project Number: 14-ST-153-1**

**Project Title: Oktibbeha County Sheriff's Office DUI Enforcement**

Location: The County of Oktibbeha has a population of just fewer than 50,000 and is one of the highest growing counties in North Central Mississippi. The county has increased since the 2000 census by 11.1%.

The County of Oktibbeha also has four major highway systems that intersect inside the county. These are US Highway 82 and US Highway 12 that are east west highways, and MS Highway 25 and MS Highway 389 that are north south highways. Three of the above mentioned highways are four lane highways with one being both four and two lane in some areas.

According to the Mississippi Department of Transportation statistics for 2006, there are over 100,000 vehicles that travel through our county each day. These highways along with our streets are becoming more dangerous due to the increasing number of traffic offenses being committed such as speeding, DUI, and other offenses that lead to traffic accidents.

Problem Identification: Oktibbeha County is the home to the largest university in the State, Mississippi State University, with a student population of over 25,000. Mississippi State University has 92 countries represented by students and staff who contribute to a unique small town culture. Within Oktibbeha County, there are three cities (Starkville, Maben, and Sturgis) and dozens of communities in our county. The Oktibbeha County Sheriff's Department safeguards this diverse county consisting of our local citizens, international guests, commuting workers from surrounding counties as well as tens of thousands of visitors to our county each year. The Oktibbeha County Sheriff's Department has 25 deputies with a total employee staff of over 50 including the bailiff, civilian staff and jail staff.

Oktibbeha is also located within 25 miles of Columbus and West Point as well as 25 miles from both the East Mississippi Community College and the Mississippi University for Women. The county is also home to 4 High Schools and numerous elementary schools within the county and the various cities located within the county. During the year the county is host to hundreds of thousands of visitors annually. Events such as the Sturgis Bike Rally, MSU athletics, Concerts, and parties that bring over 40,000 such as Bulldog Bash and Super Bulldog Weekend cause our deputies to deal with the increase in population during these events. During this period as well brings with it an increase in alcohol consumption and traffic problems. With Mississippi State University being located within our county we host numerous sporting events throughout the year as well. These various events whether it is basketball, baseball, or football brings with it tens of thousands of people in isolated weekends. This increased population brings increased alcohol consumption and traffic to the community as well.

In 2006 within the county and the cities located within the county, the traffic fatality rate was around 10. This number was the highest in some years but on a yearly basis the county sees a much higher rate of fatalities than the city of Starkville.

The county in 2012 elected a new Sheriff into office who wants to increase traffic enforcement, as well as keeping safe the motorist that travels our streets and county roads especially during these events that double and sometime triple the normal population.

Over the past years the alcohol related crashes in the county have been higher than what should come from a county this size. Along with the cooperative enforcement it is believed that the can lower number and rate of alcohol related crashes within our jurisdiction can be achieved.

Finally one of the problems that is an ongoing problem in the county is that of small night clubs. Oktibbeha County is currently a dry county and there are many clubs that arise throughout the county where either patrons are encouraged to bring alcohol or actually provide alcohol.

Also in the County of Oktibbeha there is a resort called Highland Plantations. This resort is allowed to sell alcohol 24 hours a day due to the resort status but after discussion was given largely by the Sheriff, hours were cut to 3 a.m. At 1 a.m. a majority of those that are consuming alcohol leave the city of Starkville and go in to the county where they will continue to drink and get further intoxicated for an additional two more hours. These patrons at the end of weekend nights end their drinking experience in the county and then travel to their final destination.

Data: Oktibbeha County had (51) alcohol related crashes, during 2010-2012. Oktibbeha County also had (10) of the crashes involving ages 16-20. Oktibbeha County had (9) alcohol related fatalities with a BAC .08+ or greater during 2007-2011.

Oktibbeha County ranked #8 for Total Crash Rate per 10,000 Population and #12 in MHP Crash Rate per 100 Million VMT of the Top Twenty Counties in Mississippi for Crashes.

Goal: The overall goals of this project are to increase DUI deterrence via education, DUI patrol and roadside safety checkpoints. Expectations of the project are an increase in DUI citations. In FY14, the Oktibbeha County Sheriff's will increase DUI arrests by 10% from (194) to (215) in 2014.

Strategy: The Oktibbeha County SO will accomplish this goal through DUI enforcement, deterrence, and STEP enforcement. The agency will utilize the grant funds to conduct no less than (4) checkpoints and (4) saturation patrols, with a minimum of 54 DUI citations during each quarter, to reach 10% goal of (214) for FY2014.

Oktibbeha County Sheriff's Office will also participate in no less than four (4) educational activities, on each quarter. The Oktibbeha County Sheriff's Office will also work with media to receive earned media efforts during blitz campaigns. The enforcement activities will support the national impaired driving campaigns as well as other state holiday enforcement periods and special events.

Use of Funds: The Agency will utilize the grant funds for overtime; fringe; contractual services; training travel and equipment (5) Audio / Video Recorders to conduct described program activities above and beyond the agency's daily activities and responsibilities.

**Budget: \$33,2630.00 Federal Funding Source 154 AL**

Additional funding: \$15,000.00 Federal Funding Source 402

---

**Project Number: 14-ST-155-1**

**Project Title: Pearl River County Sheriff's Department DUI Enforcement**

Location: Pearl River County encompasses 1,225 county miles and 864 square miles and is located in District 8, Troop K in the Southern region on the MS Gulf Coast of the State. The population of Pearl River County is 55,834, according to the 2010 census.

Pearl River County also has several major roadways within the county with Interstate 59 and U.S. Highway 11, along with several other Mississippi highways and county roads. Interstate 59 is heavily travelled with vehicles travelling to the Coast and also to New Orleans.

Problem Identification: Pearl River County is located near the MS Gulf Coast and is one of the primary tourist areas within the State and experiences an extreme influx of tourist at various times throughout the year, due to entertainment, concerts and beaches in the area. The MS Gulf Coast is home to numerous casinos which serve alcoholic beverages 24/7.

Data: Pearl River County had (332) crashes in 2012 which consists of (119) injury crashes, (211) property damage crashes, (2) fatal crashes, and (1) alcohol related fatal crash.

Pearl River County ranked 23<sup>rd</sup> for fatalities in 2012 with (9) fatalities during the year and 6<sup>th</sup> for injuries per mile of county road in 2011. The agency made (175) DUI arrest in 2012 while conducting checkpoints/saturation patrols utilizing federally funded personnel.

Goal: Pearl River County Sheriff's Department's overall goal is to continue reducing overall crashes from (332) in 2012 to (300) in FY14, also to reduce fatal crashes from (2) to (0), injury crashes from (119) to (108) and alcohol related crashes from (11) to (8) in 2014.

The Pearl River County Sheriff's Department proposes to increase DUI arrests by 23% from 148 in 2013 to 193 in 2014.

Strategy: The Pearl River County Sheriff's Department will accomplish this goal through DUI enforcement, STEP enforcement and will utilize the grant funds to conduct not less than (14) checkpoints and saturation patrols, with a minimum of (4) high visibility DUI enforcement checkpoints and/or saturation patrols.

Pearl River County Sheriff's Department will also participate in no less than (4) educational activities, (1) each quarter. Pearl River County Sheriff's Department will also work with media to receive earned media efforts during blitz campaigns. The enforcement activities will support the national impaired driving campaigns as well as other state holiday enforcement periods and special events.

Use of Funds: The agency will utilize the grant funds for the salary for (2) DUI Officers; portion of Grant coordinator; overtime; fringe; travel and training; contractual services; equipment (2) PBT to conduct described program activities above and beyond the agency's daily activities and responsibilities.

**Budget: \$97,632.00 Federal Funding Source 154 AL**

**Additional funding: \$5,022.00 Federal Funding Source 402**

---

**Project Number: 14-ST-229-1**

**Project Title: Picayune Police Department DUI Enforcement**

Location: City of Picayune has just been approved by Mississippi Department of Justice for an annexation of 5.3 miles. This annexation has allowed Picayune to now have 4 interstate interchanges. The City limit area on I-59 covers approximately 15 miles. It begins at the Mississippi/Louisiana state line and goes north to Carriere exit.

The City population has been on the increase for several years now with the continuous influx of people moving out of Louisiana. Picayune is one of the 20 Certified Retirement Cities in the State of Mississippi. The population in Picayune has risen to about 12,000 since the last census has been done in 2010.

Problem Identification: The City of Picayune is located within Pearl River County, part of the six coastal counties that make up the southernmost part of Mississippi. Picayune is situated along Interstate 59 approximately 4 miles from the bordering State of Louisiana. U.S. Highway 11, Mississippi Highway 43 and Interstate 59 intersect the City. New Orleans, LA lies approximately 49 miles to the South while the Mississippi Gulf Coast is a short 30 minute drive away. The North gate of Stennis Space Center is located approximately 10 minutes from Picayune and three of the most traveled highways in the United States, I-59, I-10, and I-12, intersect approximately 10 miles to the South.

The City of Picayune endures a heavy transient flow because of the aforementioned factors. Picayune allows the sale and consumption of beer, wine, and liquor by the glass in restaurants ("Resort Status") in the City limits in accordance with State law, while Pearl River County remains "dry". St. Tammany and Washington Parishes in Louisiana, as well as, Harrison and Hancock Counties in Mississippi allow the sale and consumption of beer, wine, and liquor according to their respective State laws. Picayune is susceptible to a large risk of motorists driving under the influence because consumption occurs outside of Pearl River County and Picayune thus requiring impaired drivers to travel our streets and roads to return home, even when their destination is not Picayune.

Picayune Police Department has reached out to the public to educate about DUI prevention, seat belt safety, domestic abuse, and just making themselves known and seen as leaders in the community. The Picayune Police Department organizes (2) summer camps for school age children each summer. The camp is made possible by donations from City businesses and personal donations. They participate in (2) Main Street Fair Events, Christmas on the Rails sponsored by the City of Picayune, the Civic Women Club Christmas Parade, the Chamber of Commerce Mardi Gras Parade, the WRJW Senior Fair, and the Picayune Back Yard BBQ Challenge. At these events you will see the Police Department answering questions from the public, inspecting child safety seats, discussing being drug/alcohol free and the effects



drugs/alcohol will have on someone, seatbelt safety issues with adults and children, letting children know not to be afraid of police officers. Chief Bryan Dawsey speaks on the local radio station once a month to give a Police Department update to the community. Picayune Police Officers make their presence known in the City and that helps keep crime rates down.

Data: The City of Picayune has (42) alcohol related crashes, during 2010-2012. Picayune is located in Pearl River County. Pearl River County had (24) alcohol related fatalities with a BAC .08 or greater during 2007-2011. Pearl River County ranked #6 in Injuries per mile of County Road of the Top Twenty Counties in Mississippi for Crashes.

Goal: In an effort to reduce motor vehicle crashes and fatalities within Picayune, Mississippi, by the end of FY14, the Picayune Police Department will reduce crashes and fatalities with an emphasis on DUI enforcement. Picayune Police Department will focus enforcement on areas where DUI crashes occur frequently and schedule officers to work during those perceived times.

The Picayune Police Department will increase citations 10% from 204 in 2012 to 224 in FY14.

Strategy: The Picayune Police Department will accomplish this goal through DUI enforcement, deterrence, and STEP enforcement. The agency will utilize the grant funds to conduct no less than (3) checkpoints and (2) saturation patrols, with a minimum of (56) DUI citations during each quarter, to reach 100% goal of (224) for FY2014.

The Picayune Police Department will also participate in no less than four (4) educational activities, on each quarter. The Picayune Police Department will also work with media to receive earned media efforts during blitz campaigns. The enforcement activities will support the national impaired driving campaigns as well as other state holiday enforcement periods and special events.

Use of Funds: The Agency will utilize the grant funds for the salary for overtime; fringe; training and travel to conduct described program activities above and beyond the agency's daily activities and responsibilities.

**Budget: \$26,387.00 Federal Funding Source 154 AL**  
Additional funding: \$5,000.00 Federal Funding Source 402

---

**Project Number: 14-ST-323-1**

**Project Title: Plantersville Police Department DUI Enforcement**

Location: The Town of Plantersville is located just south of the City of Tupelo, MS and located in Lee County. Plantersville has a population of 1,155. Plantersville is divided by Highway 6 which turns into Main Street when entering the town limits.

Problem Identification: The area is mostly rural with crystal meth manufacturing and other dangerous and violent crimes which all seem to be accompanied with the use of drugs and alcohol. With the opportunities that are offered the town of Plantersville acts as a hub for those traveling to and from Tupelo for business and entertainment.

Tombigbee state park is located about a mile to the east of Plantersville. With the many amenities that are offered by the state park such as fishing, camping, boating, increases the

population and traffic increases in the town of Plantersville during the spring summer and fall months of the year.

Data: Plantersville has had (1) fatal crash during 2010-2012, although Lee County has had (29) alcohol related fatalities, making it ranks #10 in the State during 2007-2011. Lee County also ranks #15 in the State for crashes.

Goal: In efforts to reduce the number of motor vehicle injuries and fatalities within Plantersville, Mississippi by the end of FY14, the Plantersville Police Department will reduce the injuries and fatalities through DUI enforcement, and outreach to the schools and community to provide awareness. In FY14, Plantersville will increase the number of citations 10% from (27) to (30) grant funded citations.

Strategy: The Plantersville PD will accomplish this goal through DUI enforcement, STEP enforcement and will utilize the grant funds to conduct not less than (18) checkpoints and (5) saturation patrols, with a minimum of (4) high visibility DUI enforcement checkpoints and/or saturation patrols. Plantersville will also participate in no less than (8) educational activities, (2) each quarter. Plantersville PD will also work with media to receive earned media efforts during blitz campaigns. The enforcement activities will support the national impaired driving campaigns as well as other state holiday enforcement periods and special events.

Use of Funds: The agency will utilize the grant funds for the salary for overtime; fringe; travel; and training; to conduct described program activities above and beyond the agency's daily activities and responsibilities.

**Budget: \$7,027.00 Federal Funding Source 154 AL**

**Additional funding: \$3,575.00 Federal Funding Source 402 OP**

---

**Project Number: 14-ST-325-1**

**Project Title: Poplarville Police Department DUI Enforcement**

Location: The City of Poplarville is located in Pearl River County, MS and is located approximately 30 miles south of Hattiesburg, MS, and approximately 22 miles east of Bogalusa, LA, approximately 22 miles west of Wiggins, MS, approximately 23 miles north of Picayune, MS. Slidell, LA, is approximately 40 miles south of Poplarville.

Problem Identification: In each of the adjoining cities, alcoholic beverages can be purchased and consumed. Pearl River County and the City of Poplarville, which serve as a hub for these cities, are dry. Poplarville is an incorporated city with a population of approximately 3,000 residents. Located within the city limits of Poplarville are the Pearl River Community College, the Lower Elementary School, the Upper Elementary School, the Middle School of Poplarville, and the Poplarville High School.

During the school year, (approximately 9 months out of the year) the population, that the Poplarville Police Department serves on a daily basis, more than triples. The police department, however, does not proportionately increase in size during the school year and often operates with inadequate manpower.

Roadways in Poplarville are well travelled due to a short drive to the coast to casinos and gaming establishments. Many drivers drink while at the gaming establishments and drive back home impaired. Although the City of Poplarville and the County of Pearl River are “dry” areas, surrounding areas allow the consumption of alcohol and the purchase of alcohol. Many drivers visit local restaurants and bars or purchase beverages and drive home while impaired.

Data: The City of Poplarville has had (3) alcohol crashes from 2010-2012. Pearl River County, there have been (24) alcohol related fatalities. Pearl river County ranks #12 on a 5 year average from 2007-2011. Pearl River County also ranks #6 in injuries per mile on county roads.

Goal: The goal of the Poplarville PD is to make the street of Poplarville DUI free. The strategies used to accomplish this goal are DUI enforcement, zero tolerance and public education. In FY14, Poplarville PD will increase the number of DUI citation by 25% from (55) to (80).

Strategy: The Poplarville PD will accomplish this goal through DUI enforcement, STEP enforcement and will utilize the grant funds to conduct not less than (35) checkpoints with a minimum of four (4) high visibility DUI enforcement checkpoints and/or saturation patrols. Poplarville PD will also participate in no less than eight (8) educational activities, one each quarter. Poplarville PD will also work with media to receive earned media efforts during blitz campaigns. The enforcement activities will support the national impaired driving campaigns as well as other state holiday enforcement periods and special events.

Use of funds: The agency will utilize the grant funds for the salary for overtime; fringe; training; and travel to conduct described program activities above and beyond the agency’s daily activities and responsibilities.

**Budget: \$31,707.00 Federal Funding Source 154 AL**

---

**Project Number: 14-ST-230-1**

**Project Title: Ridgeland Police Department DUI Enforcement**

Location: The City of Ridgeland has a population of 24,047, according to the 2010 census. Ridgeland encompasses (115) city miles and is located in District 1, Troop C in the Central portion of the State. Ridgeland is located in Madison County and neighbors the Capital City of Jackson and the City of Madison.

Major roadways in Ridgeland are Interstate 55, which runs from Memphis, TN to New Orleans, LA travels through the center of the city as well as I-220 to Highway 49 which runs from the Southern Coastal area to the Northern MS Delta all of which have a large influx of motorist on a daily basis, 24/7, including travelers on Highway 51.

Problem Identification: Ridgeland is home to the Renaissance Mall, Northpark Mall, and Township at Highland Colony which has many retail businesses and fine restaurants which draws people from the surrounding communities as well as a satellite campus for Holmes Community College.

The City of Ridgeland is considered a “wet” area, meaning the restaurants; liquor retailers; convenience/gas stations; etc. are allowed to sale and serve alcoholic beverages within the city limits.

The Ross Barnett Reservoir is also located on the outskirts of the city and is known for its extreme amount of tourists/locals who visit this area for its recreational activities such as camping, fishing, skiing, etc. which is prone to people consuming alcoholic beverages while participating in these activities on the water.

Data: The Ridgeland Police Department had (1,042) crashes in 2012 which consisted of (214) injury crashes, (828) property damage crashes, and (21) were alcohol related crashes.

The City of Ridgeland is located in Madison County, which ranked 20<sup>th</sup> for fatal crashes in 2012, ranked 11<sup>th</sup> for total crashes per 10K population and 15<sup>th</sup> for injury crashes per mile of county road in 2011. The agency made (221) DUI arrest in 2012 with (195) being made while conducting checkpoints/saturation patrols utilizing federally funded personnel.

Goal: The Ridgeland Police Department's overall goal is to decrease fatal, injury and property damage crashes by 10% from (1,042) in 2012 to (938) in 2013 thereby reducing injury crashes from (221) to (192) and alcohol related from (21) to (18) in 2014.

The Ridgeland Police Department proposes to increase DUI arrests by 10% from (221) in 2012 to (243) in 2014 by continuing DUI program to conduct Impaired Driving STEP HVE/Deterrence activities throughout the 12 month period.

Strategy: The Ridgeland PD will accomplish this goal through DUI enforcement, STEP enforcement and will utilize the grant funds to conduct not less than (14) checkpoints and saturation patrols.

Ridgeland PD will also participate in no less than four (4) educational activities, one each quarter. Ridgeland PD will also work with media to receive earned media efforts during blitz campaigns. The enforcement activities will support the national impaired driving campaigns as well as other state holiday enforcement periods and special events.

Use of Funds: The agency will utilize the grant funds for the salary for (2) full time DUI officers; overtime; fringe; training; and travel to conduct described program activities above and beyond the agency's daily activities and responsibilities.

**Budget: \$86,511.00 Federal Funding Source 154 AL**

---

**Project Number: 14-ST-335-1**

**Project Title: Rolling Fork Police Department DUI Enforcement**

Location: The City of Rolling Fork is located in District 1, Troop C in the Northwest corner of Central region of the state. Rolling Fork is located in the MS Delta Region, near the Louisiana state line. Highway 61 is a primary thoroughfare for motorist through the city, traveling North and South from Memphis, TN to Natchez, MS with a direct route to Vicksburg casinos. Rolling Fork has a population of 2,126, according to the 2010 census.

Problem Identification: Rolling Fork is "wet" and the only city located in Sharkey and Issaquena counties making it the hub for activity in the 2 county region. Travel on Highway 61, the Blues

Highway, into the southern portion of the Mississippi Delta made known for farming, but it is also rich in nature and wildlife. Once home to various Native Americans, Indian mounds dot the road sides.

The Theodore Roosevelt Refuge Complex is located in this part of the state with 7 National Wildlife Refuges. The Yazoo National Wildlife Refuge located off of Highway 1 near Glen Allan has swamps filled with alligator, shore birds, and many other types of wildlife.

Off of Highway 16 near Rolling Fork, you can visit the only National Bottomland Hardwood Forest in the United States, Delta National Forest. Containing 5 Green tree reservoirs for waterfowl, the forest is an excellent place to watch migratory species of waterfowl. Hunting is allowed during the season. There are several lakes for fishing in the forest. Blue Lake Recreation Area located in the forest offers fishing opportunities as well a 1 mile interpretative trail for hiking.

The Lower Delta boasts 7 Wildlife Management Areas for game hunting and fishing, some of the best hunting areas in the state are located in this region. South of Rolling Fork on Highway 61 is Onward, Mississippi. At the Onward Store you can discover the origin of the teddy bear and eat some great food. Near Onward is the location of President Theodore Roosevelt's famous 1902 bear hunt with legendary hunting guide Holt Collier. This event is celebrated in Rolling Fork each year at the Great Delta Bear Affair.

The Mississippi Delta is known as the Birthplace of the Blues, the land that gave rise to that genre of music is now home to the Mississippi Blues Trail. Many towns in the Delta are home to Blues Trail Markers and there is one dedicated to the birthplace of McKinley, Muddy Waters, Morganfield in downtown Rolling Fork. Stop in Rolling Fork and visit the birthplace of Muddy.

Small farming communities dot Highways 1 and 61 in this land where cotton was once king. In the fall the fields are still abundant with crops ready for harvesting – corn, soybeans, rice, and cotton.

The city boasts two festivals each year, the Deep Delta Festival in the Spring and the Great Delta Bear Affair in October. Located on Highway 61, the Blues Highway, halfway between Leland and Vicksburg, Mississippi, Rolling Fork is a perfect stop along the route. Tour the Chainsaw carved bears, walk the downtown square, visit Mont Helena and enjoy the friendly people in this small Delta town.

The only Bottomland Hardwood Forest in the US Forest system is near Rolling Fork. 60,000 acres of contiguous bottomland hardwoods make up Delta National Forest which is located entirely in Sharkey County. Home to many species of wildlife, the forest makes a great place for hunting, hiking, horseback riding, wildlife watching and more.

Data: According to Traffic Safety Facts from NHTSA, Sharkey county has experienced (11) fatalities from 2007 to 2011, (3) were alcohol related fatalities, (5) were single car crashes, (3) involved rollover, and (7) out of the (11) fatalities were unrestrained. The agency issued (78) traffic citations in 2012 with (1) being DUI.

Goal: The Rolling Fork Police Department's overall goal is to decrease overall crashes utilizing overtime for officer to conduct enhanced high visibility enforcement with emphasis on impaired driving. Rolling Fork proposes a goal to increase DUI arrest from (1) in 2012 to (20) in FY14.

Strategy: The Rolling Fork Police Department Sheriff's Department will accomplish this goal through DUI enforcement, STEP enforcement and will utilize the grant funds to conduct not less than (18) checkpoints and (8) saturation patrols.

Rolling Fork Police Department will also participate in no less than four (4) educational activities, one each quarter. Scott County Sheriff's Department will also work with media to receive earned media efforts during blitz campaigns. The enforcement activities will support the national impaired driving campaigns as well as other state holiday enforcement periods and special events.

Use of Funds: The agency will utilize the grant funds for the salary for overtime; fringe; training; and travel to conduct described program activities above and beyond the agency's daily activities and responsibilities.

**Budget: \$13,197.00 Federal Funding Source 154 AL**

---

**Project Number: 14-ST-162-1**

**Project Title: Scott County Sheriff's Department DUI Enforcement**

Location: Scott County has a population of 28,264, encompasses 588 county miles with 610 square miles and is located in District 6, Troop H, in the Central eastern region of the state with a large portion being rural.

There are numerous highways such as highway 13, 21, 25, and 80 along with Interstate I-20 which allow motorist to pass through the county to reach various areas of the state as well as Louisiana, Alabama and Tennessee. Due to these roadway systems within the county, Scott County experiences an extreme influx in the number of motorist traveling through the county on a daily basis, day and night. The county is home to Roosevelt State Park overlooking the Bienville National Forest which is a primary attraction for camping, fishing, water sports and water park activities, hunting, and other outdoor activities which can involve alcohol consumption by participants.

Problem Identification: Scott County is a "dry" county surrounded by 6 others in which some have municipalities who are "wet" such as Neshoba County where Choctaw Indian Reservation is home to various casinos serving alcoholic beverages 24/7 as well as Jasper which has a 50/50 split. Scott County is aggressively combating impaired driving by means of HVE in an effort to reduce the number of alcohol related fatality and serious injury crashes within the county. The Sheriff's Department continues to implement an enhanced DUI Enforcement program to identify, testing and apprehending those citizens and other motorist passing through the county who choose to drive under the influence of alcohol.

The county has four municipalities – Forest, Lake, Morton and Sebastopol each having its own police force. However, Scott County Sheriff's Department patrols these areas as needed or requested and work in conjunction with these agencies as well as the State Highway Patrol.

Scott County is ranked 31<sup>st</sup> for fatalities in 2012; ranked 22<sup>nd</sup> out of top 25 counties for serious injury crashes and ranked 20<sup>th</sup> for Injuries per mile of county road in 2011. The county has had (16) alcohol related fatalities from 2007 to 2011 and (9) alcohol related crashes from 2010 to 2012. Scott County had (78) crashes in 2012 which consisted of (23) injury, (54) property damage, (1) fatal and (3) alcohol related crashes.

The agency made (42) DUI arrests in 2012 and has made (14) DUI AL/Drug arrests within the first 4 months of the 2013 grant year conducting checkpoints/saturation patrols utilizing federally funded personnel.

Data: Scott County had (78) crashes in 2012, which consisted of (23) injury crashes, (54) property damage crashes, (1) fatal and (3) alcohol related crashes.

Scott county is ranked 31<sup>st</sup> for fatalities in 2012; ranked 22<sup>nd</sup> out of top 25 counties for serious injury crashes and ranked 20<sup>th</sup> for Injuries per mile of county road in 2011. The county has had (16) alcohol related fatalities from 2007 to 2011 and (9) alcohol related crashes from 2010 to 2012.

The agency made (42) DUI arrests in 2012 and has made (14) DUI AL/Drug arrests within the first 4 months of the 2013 grant year conducting checkpoints/saturation patrols utilizing federally funded personnel.

Goal: Scott County's overall goal is to reduce fatal crashes by 100% from (1) in 2012 to (0) in FY14 by conducting STEP HVE/Deterrence activities. The agency proposes to reduce overall crashes from 2012 by 10% from (78) to (70), injury crashes from (23) to (20) and alcohol related crashes from (3) to (1) in FY14.

The Scott County Sheriff's Department proposes to increase DUI arrests by 10% from proposed (65) in FY13 to (72) in FY14 utilizing overtime for additional officers to conduct STEP HVE/Deterrence activities during 12 month grant period.

Strategy: The Scott County Sheriff's Department will accomplish this goal through DUI enforcement, STEP enforcement and will utilize the grant funds to conduct not less than (14) checkpoints and saturation patrols.

Scott County Sheriff's Department will also participate in no less than four (4) educational activities, one each quarter. Scott County Sheriff's Department will also work with media to receive earned media efforts during blitz campaigns. The enforcement activities will support the national impaired driving campaigns as well as other state holiday enforcement periods and special events.

Use of Funds: The agency will utilize the grant funds for the salary for overtime; fringe; training; travel; contractual services; and equipment: (1) In Car Camera and (3) micro digital video camera to conduct described program activities above and beyond the agency's daily activities and responsibilities.

**Budget: \$25,893.00 Federal Funding Source 154 AL**

---

**Project Number: 14-ST-163-1**

**Project Title: Sharkey County Sheriff's Department DUI Enforcement**

Location: Sharkey County is located in District 1, Troop C in the Northwest corner of Central region of the state encompassing 434.88 square miles. Sharkey County is a "wet" county. Sharkey County located in the MS Delta, its county seat is Rolling Fork, is adjacent to Issaquena County which borders the Louisiana state line. Highway 14, 16 and 61 travel through the county with 61 being the primary thoroughfare for motorist traveling North and South from Memphis, TN to Natchez, MS with a direct route to Vicksburg casinos. Sharkey County has a population of 6,580, according to the 2010 census.

Problem Identification: There are numerous tourist/visitor attractions within the county starting with travel on Highway 61, the Blues Highway, into the southern portion of the Mississippi Delta made known for farming, but it is also rich in nature and wildlife.

Theodore Roosevelt Refuge Complex, President Theodore Roosevelt's famous 1902 bear hunt with legendary hunting guide Holt Collier, at the Onward Store you can discover the origin of the teddy bear and eat some great food. This event is celebrated in Rolling Fork each year at the Great Delta Bear Affair. Visitors come to the only National Bottomland Hardwood Forest in the United States, Delta National Forest. 60,000 acres of contiguous bottomland hardwoods make up Delta National Forest which is located entirely in Sharkey County which provides for hiking, hunting and fishing. The Lower Delta boasts 7 Wildlife Management Areas for game hunting and fishing, some of the best hunting areas in the state are located in this region. Once home to various Native Americans, Indian mounds dot the road sides as well as small farming communities off Highways 1 and 61 in this land where cotton was once king.

The City of Rolling Fork is host to two (2) festivals each year, the Deep Delta Festival in the Spring and the Great Delta Bear Affair in October. Located on Highway 61, the Blues Highway, halfway between Leland and Vicksburg, Mississippi, Rolling Fork is a perfect stop along the route. Tour the Chainsaw carved bears, walk the downtown square, visit Mont Helena and enjoy the friendly people in this small Delta town. These events draw people from all over the MS as well as other States.

Data: According to Traffic Safety Facts from NHTSA, the county has experienced (11) fatalities from 2007 to 2011, (3) were alcohol *related* fatalities, (5) were single car crashes, (3) involved rollover, and (7) out of the (11) fatalities were unrestrained.

Goal: The Sharkey County Sheriff's Department overall goal is to increase DUI arrest from (1) in 2012 to (27) in FY14 thereby increasing the safety of all motorist traveling on the roadways within the county.

Strategy: The Sharkey County Sheriff's Department will accomplish this goal through DUI enforcement, STEP enforcement and will utilize the grant funds to conduct not less than (18) checkpoints and (8) saturation patrols.

Sharkey County Sheriff's Department will also participate in no less than four (4) educational activities, one each quarter. Scott County Sheriff's Department will also work with media to



receive earned media efforts during blitz campaigns. The enforcement activities will support the national impaired driving campaigns as well as other state holiday enforcement periods and special events.

Use of Funds: The agency will utilize the grant funds for the salary for overtime; fringe; training; travel; contractual services; and equipment: (1) In Car Camera and (3) micro digital video camera to conduct described program activities above and beyond the agency's daily activities and responsibilities

**Budget: \$19,367.00 Federal Funding Source 154 AL**

---

**Project Number: 14-ST-166-1**

**Project Title: Stone County Sheriff's Department DUI Enforcement**

Location: Stone County is located in District 8, Troop K, in the Southern region of the state, bordering MS Gulf Coast counties. Stone County has a population of 18,000, according to the 2010 census. Stone County encompasses 460 county miles with 445 square miles. Major roadways in the area are U.S. Highway 49, along with many city, county and Mississippi roadways.

Problem Identification: Stone County is a "dry" county with an equal number of "wet" and "dry" in surrounding counties. The county has experienced significant population increases over the past ten years--from a population of 13,600 in 2000 to 17,786 in 2010, an increase of 31 percent over the ten years, and is one of the fastest growing counties in the state. In addition, the county is home to the Perkinston Campus of Mississippi Gulf Coast Community, a residential campus that has increased in enrollment by approximately 20 percent over the past five years to over 1700 students, most of which live in dormitories on the campus.

U.S. Highway 49 runs north-south through the county and is the route from Hattiesburg, Jackson and up-state to the Mississippi Gulf Coast. Traffic along Highway 49 has seen a significant increase and is indicative of traffic generated from the tourist and gaming industry on the Coast which serves alcoholic beverage 24/7 and host to numerous events, concerts, festivals, fairs, rallies, etc. State Highway 26 runs-west along the upper end of the county. The increased population and traffic has placed an increased demand for law enforcement services in Stone County, especially as related to DUI.

The Red Creek Off-road Mud Track, located along the eastern side of the county and places demand on county roads and Highway 15, draws thousands of ATV riders from all the surrounding states. Along with the regular activities, there are four annual events, which draw as many as 12,000 people over a weekend. Arrival starts on Thursdays and departures are on Sunday. The Track is in the process of building a motor cross dirt track for cars that will run March through September. This increased activity places additional pressure on the county law enforcement, especially for DUI officers, due to the extreme increase in traffic and the probability of motorist who choose to drive under the influence.

The DUI initiative continues to reach out each year and expose more people to the dangers and consequences of driving under the influence. In 2012, over 2,800 people were part of the DUI initiative to warn, motivate and educate people, especially those between the ages of 16 and 20,

to the dangers of drinking and driving and Stone County's 0 tolerance policy for driving while impaired. DUI arrests were down, possibly indicative of fewer impaired drivers on the roadways; however, the number of fatalities continues. Because of a transient environment in Stone County, (students living on campus at the Perkinson Campus of MGCCC, U.S. Highway 49 running through the county with increasing traffic loads and a growing population) the task of communicating the dangers/consequences of driving under the influence and the DUI officers being visible is never ending. In the upcoming year, the focus will be to get people who are driving under the influence off the road. The number of DUI arrests will increase to ensure that drivers who are impaired are off the roads. Outreach activities will be increased to educate more people to the dangers.

Stone County had 336 crashes in 2012 which consisted of 155 injury, 105 property damage, 7 fatal and 5 alcohol related crashes with 4 alcohol related fatalities. The county ranked 49<sup>th</sup> out of 82 counties for fatalities, had 32 alcohol related crashes between '10 to '12, 9 alcohol related fatalities between '07- to '11 and was in the upper 3<sup>rd</sup> for alcohol related fatalities in 2012.

The agency made 133 DUI arrests in 2012 with 119 being made while conducting checkpoints/saturation patrols utilizing federally funded personnel. The agency proposed 228 in 2013 and has made 95 DUI Alcohol/drug arrests within the first 6 months of the grant period for FY13.

The agency has an excellent public information and educational program on the dangers of drinking and driving which is conducted by the 2 full time DUI officers and reached approximately 2800 youth/adults in 2012.

Data: Stone County had (336) crashes in 2012 which consisted of (155) injury crashes, (105) property damage crashes, (7) fatal crashes and (5) alcohol related crashes with (4) alcohol related fatalities.

The county ranked 49<sup>th</sup> out of 82 counties for fatalities, had (32) alcohol related crashes between 2010 and 2012, (9) alcohol related fatalities between 2007 and 2011 and was in the upper 3<sup>rd</sup> for alcohol related fatalities in 2012.

The agency made (133) DUI arrests in 2012 with (119) being made while conducting checkpoints/saturation patrols utilizing federally funded personnel.

Goal: The Stone County Sheriff's Department's overall goal is to reduce fatal crashes by 25% from (7) in 2012 to (5) in FY14. The agency proposes to reduce alcohol related crashes from (5) in 2012 to (3) and alcohol related fatalities from (4) to (2) in 2014.

The Stone County Sheriff's Department proposes to maintain DUI arrests by making (150) DUI arrests in FY14 utilizing overtime for additional officers to conduct STEP HVE/Deterrence activities in conjunction with the 2 full time 100% dedicated DUI officers.

Strategy: The Stone County Sheriff's Department will accomplish this goal through DUI enforcement, STEP enforcement and will utilize the grant funds to conduct not less than (14) checkpoints and saturation patrols.

Stone County Sheriff's Department will also participate in no less than four (4) educational activities, one each quarter. Stone County Sheriff's Department will also work with media to receive earned media efforts during blitz campaigns. The enforcement activities will support the national impaired driving campaigns as well as other state holiday enforcement periods and special events.

Use of Funds: The agency will utilize the grant funds for the salary of (2) full Time DUI officers; overtime; fringe; training; travel; contractual services and equipment: (1) In Car Camera; and (2) lap top computers to conduct described program activities above and beyond the agency's daily activities and responsibilities.

**Budget: \$99,948.00 Federal Funding Source 154 AL**

---

**Project Number: 14-ST-356-1**

**Project Title: West Point Police Department DUI Enforcement**

Location: The city of West Point is located in Clay County and has a population of 20,427, according to the 2010 census. The City of West Point is located at the intersection of Highways 45 alternate and 50. It is also situated within 8 miles of US 82. Beside the major highways there are numerous inroads into the city that are traversed by motorists who seek to avoid the highway when driving impaired for risk of detection.

The City of West Point is also within 10 miles of the Tennessee Tombigbee Waterway (a very popular site for recreational boating). Recreational boating is an activity that is commonly associated with the consumption of alcohol. Many of these boaters come through West Point in route to and from the waterway.

Problem Identification: The West Point Police Department is located in Northeast Mississippi along a corridor between Tupelo and Meridian along US Highway 45. West Point is also one the cities that make up the North Mississippi Golden Triangle. The Golden Triangle is comprised of West Point, Columbus and Starkville. Because of their close proximity to each other, these communities share common issues and common criminal activity.

The Golden Triangle is home to two major universities (Mississippi State University and Mississippi University for Woman) and one community college satellite campus (East Mississippi Community College). For this reason West Point police deal with a high volume of traffic in association with these school's activities (sporting events, promotional activities, parties, etc.). West Point also has to deal with underage drinking and impaired motorists because of the proximity to these colleges.

The West Point Police Department is in the process of soliciting the other communities that make up the Golden Triangle to form an alliance to combat criminal activities that operate by moving from one city to another. The flow of illegal drugs on the highway is a common problem that we all share. Funding for overtime and safety checkpoints is a good way to provide a barrier between these communities and add a point of detection to stop impaired motorists and the trafficking of contraband on the highways.

Data: The city of West Point is located in Clay County. Clay County had (13) alcohol related crashes, during 2010-2012. The agency had (4) alcohol related fatalities of a BAC .08 or greater from 2007-2011

Goal: The goal of the West Point Police Department is to decrease crashes, injuries and fatalities in the area. The West Point Police Department will increase DUI arrests by 25% to reach a goal of (74) for FY14.

Strategy: West Point Police Department will accomplish this goal through DUI enforcement, deterrence, and STEP enforcement. The agency will utilize the grant funds to conduct no less than (8) checkpoints, with a minimum of (19) DUI citations during each quarter, to reach 25% goal of (74) for FY2014.

West Point Police Department will also participate in no less than four (4) educational activities, on each quarter. The West Point Police Department will also work with media to receive earned media efforts during blitz campaigns. The enforcement activities will support the national impaired driving campaigns as well as other state holiday enforcement periods and special events.

Use of Funds: The Agency will utilize the grant funds for the salary for overtime; fringe; training; travel; contractual services; and equipment: (2) PBT conduct described program activities above and beyond the agency's daily activities and responsibilities.

**Budget: \$12,703.00 Federal Funding Source 154 AL**

---

**Project Number: 14-ST-357-1**

**Project Title: Wiggins Police Department DUI Enforcement**

Location: The City of Wiggins is located in Stone County and has a population of 5,000, according to the 2010 census. The area encompasses 50 city miles, 442 square miles and is located in District 8, Troop K, in the Southern region of the State.

Wiggins borders several MS Gulf Coast counties. Major roadways in the area are U.S. Highway 49 travels through the city heading North and South from the MS Delta to the MS Gulf Coast and is main thorough fair to the casinos on the coast.

Highway 26 runs through the city across bordering counties, Pearl River and George counties, from Louisiana to Alabama.

Problem Identification: The City experiences high volumes of traffic traveling U.S. Highway 49 to and from the MS Gulf Coast. The nearby Mississippi Coast brings tourist and vehicles into the area to visit the casinos, beaches and entertainment venues.

Data: The City of Wiggins worked (102) crashes in 2012, which consisted of (41) injury crashes, (60) property damage crashes, (1) fatal crash and (2) alcohol related crashes.

Stone County ranked 49<sup>th</sup> out of 82 counties for fatalities, had (32) alcohol related crashes between 2010 and 2012, (9) alcohol related fatalities between 2007 and 2011 with a BAC of .08 or greater and was in the upper 3<sup>rd</sup> for alcohol related fatalities in 2012.

The City of Wiggins reported (11) related crashes between 2007 and 2011. The agency made (173) DUI arrests in 2012 with (106) being made while conducting Checkpoints/saturation patrols utilizing federally funded personnel.

Goal: The overall goal is to reduce crashes by 10% from (102) in 2012 to (92) in 2014 by means of weekly STEP HVE/Deterrence activities. The agency proposes to reduce alcohol related crashes from (2) in 2012 to (0) and alcohol related fatalities from (1) to (0) in 2014.

The agency proposes to continue public awareness in the community on the dangers of drinking and driving by implementing (1) public presentation per quarter.

The Wiggins Police Department proposes to increase DUI arrest from (156) proposed in FY13 to (160) by the end of FY14 by means of (1) full time DUI officers and overtime for additional officers to conduct STEP HVE/Deterrence activities.

Strategy: The agency will maintain (1) full time officer dedicated 100% in conducting HVE DUI enforcement/deterrence weekly throughout the year. The full time officers will work with additional officers to conduct a minimum of (4) Special Traffic Enforcement Program (STEP) HVE/Deterrence checkpoints/saturation patrols during the national impaired driving campaign "Drive Sober or Get Pulled Over" (Christmas/New Year & Labor Day); conduct a minimum of 2 HVE/Deterrence checkpoints/saturation patrols during the State impaired driving campaign(s), i.e. Super Bowl Sunday, 4<sup>th</sup> of July & Memorial Day period, along with other specialized times during community events and events hosted on the coast for a total of at least (33) during the year.

The agency will conduct a minimum of (4) public outreach/educational campaign on the dangers of drinking and driving during the 12 month period. The agency will implement at least (2) earned media campaigns during the national impaired driving campaigns as well as additional campaigns during special events and public information campaigns.

The agency will continue to seek training for the officer(s) in alcohol impaired driving and the department will continue to ensure the traffic officer(s) maintain certification in Standard Field Sobriety Training (S.F.S.T.) in an effort to remain up to date on the latest knowledge and skills necessary to further enhance the programs STEP HVE/Deterrence activities and maintain a high conviction rate for DUIs.

Use of Funds: The Wiggins Police Department will utilize these funds for (1) full time DUI officer; overtime; training; travel; contractual services; and equipment: (1) In-car camera.

**Budget: \$53,623.00 Federal Funding Source 154 AL**

---

**Project Number: 14-ST-358-1**

**Project Title: Winona Police Department DUI Enforcement**

Location: The City of Winona has a population of 5,043, according to the 2010 census/ The area encompasses 83 city miles, 408 square miles and is located in District 2, Troop D in the central area of the Northern region of the State.

The City of Winona is located in Montgomery County. Winona experiences a large number of travelers who are traveling Interstate 55 which runs from Memphis, TN to New Orleans, LA as well as those traveling Highway 82 which runs through the entire state from the Arkansas state line to the West to the Alabama state line on the Eastern portion of state. Highway 82 also experiences a large number of motorists traveling to and from the Mississippi State University campus to attend ball games, etc. which is located east of Winona in the City of Starkville.

Problem Identification: The City of Winona, located in Montgomery County, experiences high volumes of traffic traveling I-55 and Highway 82 especially those traveling to the University of Mississippi and Mississippi State University campuses to attend ball games and other events where alcohol consumption is extremely prevalent among attendees/college students. The city/county is wet meaning alcoholic beverages can be sold and served to consumers. The city/county borders 3 dry counties which extremely increase the sale, serving and consumption of alcohol within the jurisdiction.

Data: The City of Winona had (74) crashes in 2012 which consisted of (20) with injuries, (54) property damage crashes and (3) alcohol related crashes. The agency made (73) DUI arrest in 2012 with (44) being made while conducting checkpoints/saturation patrols utilizing federally funded personnel.

Goal: The Winona Police Department's overall goal is to decrease 2012 alcohol related crashes from (3) to (1), decrease injury crashes by 10% from (20) to (18), and overall crashes from (74) to (67) by the end of FY14 by continuing to conduct enhanced HVE/Deterrence alcohol impaired driving program activities.

The Winona Police Department proposes to make (91) DUI arrests of (260) during the FY14 grant period by means of officers conducting additional STEP HVE/Deterrence activities utilizing the overtime hours and conduct program related activities throughout the grant year at various times, especially during State and National Blitz periods and other community events when alcohol impaired driving may be prevalent throughout the year.

Strategy: The agency will utilize the overtime funding to conduct enhanced DUI STEP HVE/Deterrence activities throughout the year. The additional shifts conducted by the traffic officer(s) will be implemented to conduct a minimum of 4 Special Traffic Enforcement Program (STEP) HVE/Deterrence checkpoints/saturation patrols during the national impaired driving campaign "Drive Sober or Get Pulled Over" (Christmas/New Year & Labor Day). The Winona Police Department will conduct a minimum of (2) HVE/Deterrence checkpoints/saturation patrols during the State impaired driving campaign(s), i.e. Super Bowl Sunday, 4<sup>th</sup> of July & Memorial Day period. The agency proposes to conduct approximately (44) total checkpoints/saturation patrols during the year.

The agency will conduct a minimum of (1) public outreach/educational campaign per quarter on the dangers of drinking and driving for a total (4) during the 12 month period. The agency will implement earned media campaigns during the national impaired driving campaigns as well as during other HVE events within the community.

Use of Funds: The Winona Police Department will utilize these funds for overtime and fringe; training; travel; contractual services; and equipment (3) PBTs to conduct described program activities above and beyond the agency's daily activities and responsibilities.

**Budget: \$27,843.00 Federal Funding Source 154 AL Funds.**

---

**Project Number: 14-ST-180-1**

**Project Title: Winston County Sheriff's Office DUI Enforcement**

Location: Winston County has a population of 20,000, according to the 2010 census. The area encompasses 698 county miles, 610 square miles and is located in District 5, Troop G in the Northern East section of the State.

Highway 25, one of the major highways in the county, travels from the capital City of Jackson to Starkville, home of the MS State University campus along with highway 15 which runs north to south from Tennessee to the MS Gulf Coast.

Problem Identification: Winston County borders Neshoba County, home to the Choctaw Indian Reservation with several casinos that serve alcoholic beverages 24/7; Oktibbeha County, home of Mississippi State University campus where alcoholic consumption is extremely high amongst college students as well as those attending campus events such as football games, etc.;

Winston County also borders 3 "dry" counties that do not permit the sale or consumption of alcoholic beverages. Because of the neighboring "dry" counties, Winston experiences an increase in the number of people who come to purchase and/or consume alcohol. The county also has within its jurisdiction, Legion Lake State Park, which provides recreational activities such as camping, fishing, hiking, etc. and draws in people from all over the U.S. to this area. The State Park prohibits alcoholic beverages on park grounds.

Data: Winston County reported (22) crashes in 2012, which consisted of (6) injury crashes, (15) property damage crashes, (1) fatal crash and (3) alcohol related crashes.

The agency made (59) DUI arrest in 2012 with (51) being made while conducting checkpoints/saturation patrols utilizing federally funded personnel.

Goal: Winston County Sheriff's Department's overall goal is to continue to detect and apprehend impaired drivers thereby reducing crashes – fatal crashes from (1) in 2012 to (0) in 2014; injury crashes from (6) to (4); and alcohol related crashes from (3) to (0) by the end of FY14.

The Winston County Sheriff's Department will increase DUI arrests from (51) in 2012 to (60) in 2014.

Strategy: The Winston County Sheriff's Department will utilize overtime for additional officers to conduct Special Traffic Enforcement Program (STEP) HVE/Deterrence checkpoints/saturation patrols during the national impaired driving campaign "Drive Sober or Get Pulled Over" (Christmas/New Year & Labor Day); conduct HVE/Deterrence checkpoints/saturation patrols during the State impaired driving campaign(s), i.e. Super Bowl Sunday, 4<sup>th</sup> of July & Memorial Day period, along with MSU football games, local events, prom, graduation and during event times hosted by local night clubs, etc. for a total of (24) enhanced checkpoints/saturation patrols during the grant year.

The agency will seek additional training for the officer(s) in alcohol impaired driving and the department will continue to ensure the traffic officer(s) maintain certification in Standard Field Sobriety Training (S.F.S.T.) in an effort to remain up to date on the latest knowledge and skills necessary to further enhance the programs STEP HVE/Deterrence activities and maintain a high conviction rate for DUIs.

The agency will conduct a minimum of (1) public outreach/educational campaign per quarter on the dangers of drinking and driving for a total (4) during the 12 month period.

The agency will implement at least (2) earned media campaigns during the national impaired driving campaigns as well as during other special events/enforcement periods during the year.

Use of Funds: The Winston County Sheriff's Department will utilize these funds for overtime; fringe; training; travel; contractual services; commodities; and Equipment: (6) PBT, (2) LED Traffic Beacons and (1) In-car Camera to conduct described program activities above and beyond the agency's daily activities and responsibilities.

**Budget: \$29,101.00 Federal Funding Source 154 AL**

---

**Project Number: 14-ST-359-1**

**Project Title: Woodville Police Department DUI Enforcement**

Location: The Town of Woodville is a small community located in the southwest corner of the State. Woodville has a population of 1,192, according to the 2010 census. The area is small in size but have a large flow of traffic through our town. U.S. Highway 61 runs through the town and is heavily traveled. According to MDOT there are more than 6,000 vehicles that travel this highway per day through our town.

Problem Identification: The Town of Woodville is a small community in the southwest corner of the state. The town is one square mile and has a low income population.

US Highway 61 runs north and south through our town. Baton Rouge, LA is 50 miles south of Woodville and has three casinos in that city. Natchez, MS is 35 miles north of Woodville and has two casinos. These casinos draw a large tourist population.

MS State Highway 24 runs east and west through our town. Lake Mary is a very popular spot for fishing and hunting. The lake is highly populated during the summer months with skiing and boating. Just south of Woodville is a Gentlemen's Club which is highly frequented during the deer hunting season. The Wildlife Festival in October has a booth that serves beer.



The town has two package stores and local grocery and convenience stores sell alcoholic beverages. All of these factors have a potential to have a driving while drinking issue.

Data: Woodville had a total of (11) DUI Arrest during 2010 to 2012. Woodville is located in Wilkinson County which reported (5) alcohol related fatalities with a BAC of .08 or greater during 2007 through 2011.

Wilkinson County is ranked 71st in the State with the number of fatalities by county with (5) and 28th in the State based on Fatalities per 10,000 Population.

Goal: The goal of the Woodville Police Department is to reduce crashes, injuries and fatalities in the area with a focus on DUI enforcement. The agency proposes to increase DUI citations from (11) to (22) in FY14.

Strategy: The Woodville Police Department will accomplish this goal through DUI enforcement, deterrence, and STEP enforcement. The agency will utilize the grant funds to conduct no less than (3) checkpoints and (2) saturation patrols, with a minimum of 5 DUI citations during each quarter, to reach 100% goal of (22) for FY2014.

The Woodville Police Department will also participate in no less than four (4) educational activities, on each quarter. The Woodville Police Department will also work with media to receive earned media efforts during blitz campaigns. The enforcement activities will support the national impaired driving campaigns as well as other state holiday enforcement periods and special events.

Use of Funds: The Agency will utilize the grant funds for overtime; fringe; training; contractual services and equipment: (2) PBT's, (3) camera pens, (1) computer to conduct described program activities above and beyond the agency's daily activities and responsibilities.

**Budget: \$14,750.00 Federal Funding Source 154 AL**

---

<b>Section 154 Funds Sub- grantee</b>	<b>154 Alcohol DUI Enforcement Projects &amp; Budget Category(s)</b>	<b>Federal</b>	<b>Match</b>	<b>To Local Benefit</b>
<b>Carthage Police Dept. 14-ST-255-1</b>	Personnel: (1) Full time DUI Officer, Overtime and Fringe; Training; Travel; Contractual Services and Equipment: (2) PBT	\$53,972.00	\$0.00	\$53,972.00
<b>Coahoma County S.O. 14-ST-114-1</b>	Personnel: (1) Full Time Officer, Overtime and Fringe; Training and Travel.	\$54,911.00	\$0.00	\$54,911.00
<b>Covington County S.O. 14-ST-116-1</b>	Personnel: (1) Full time DUI Officer, Overtime and Fringe; Training and Travel	\$57,332.00	\$0.00	\$57,332.00
<b>Diamond Head Police Dept. 14-ST-XXX-1</b>	Personnel: Overtime and Fringe; Training; Travel; Contractual Services Equipment: (4) PBT	\$7,721.00	\$0.00	\$7,721.00
<b>D'Iberville Police Dept. 14-ST-269-1</b>	Personnel: (1) Full time DUI Officer, Overtime and Fringe; Travel; Training; Contractual Services; and Equipment: (2) Flare Kits, (1) Lapel Digital Camera	\$57,518.00	\$0.00	\$57,518.00
<b>Durant Police Dept. 14-ST-271-1</b>	Personnel: Overtime, and Fringe; Training Travel; Contractual Services; and Equipment-(1) Traffic Wand and (3) Lapel Cameras	\$11,546.00	\$0.00	\$11,546.00
<b>Gautier Police Dept. 14-ST-210-1</b>	Personnel: Overtime and Fringe; Training; Travel; Commodities; Contractual Services; and Equipment: (4) PBT and (1) In Car Camera	\$46,088.00	\$0.00	\$46,088.00
<b>George County S.O. 14-ST-120-1</b>	Personnel: (1) Full Time Officer; Overtime; Fringe; Training; and Travel	\$54,265.00	\$0.00	\$54,265.00
<b>Grenada Police Dept. 14-ST-284-1</b>	Personnel: (1) Full Time DUI Officer; Overtime; Fringe; Training; and Travel	\$50,844.00	\$0.00	\$50,844.00

<b>Indianola Police Dept. 14-ST-288-1</b>	Personnel: (1) Full Time DUI Officer; Overtime; Fringe; Training; Travel; Contractual Services; and Equipment: (1)Digital Camera	\$50,292.00	\$0.00	\$50,292.00
<b>Lamar County S.O. 14-ST-137-1</b>	Personnel: (1) Full time DUI Officer; Part Time coordinator; Overtime and Fringe; Training and Travel	\$59,825.00	\$0.00	\$59,825.00
<b>Leflore County S.O 14-ST-142-1</b>	Personnel: Overtime and Fringe; Training; and Travel	\$31,703.00	\$0.00	\$31,703.00
<b>Leland Police Dept. 14-ST-296-1</b>	Personnel: Overtime and Fringe; Training; and Travel	\$14,053.00	\$0.00	\$14,053.00
<b>Louisville Police Dept. 14-ST-220-1</b>	Personnel: (1) Full Time DUI Officer, Overtime and Fringe; Training; Travel; Contractual Services; and Equipment-(2) PBT	\$55,425.00	\$0.00	\$55,425.00
<b>Lucedale Police Dept. 14-ST-299-1</b>	Personnel: (1) Full Time DUI Officer; Overtime; Fringe; Training; Travel; Contractual Services; and Equipment: (1) In Car Camera and (1) Flashlight	\$49,150.00	\$0.00	\$49,150.00
<b>Magee Police Dept. 14-ST-303-1</b>	Personnel: (1) Full Time DUI Officer; Overtime; Fringe; Training; Travel and Commodities; Contractual Services; and Equipment: (1) In Car Camera, (5)PBT, (3) Lapel Cameras	\$85,466.00	\$0.00	\$85,466.00
<b>MOHS P &amp; A Program 14-ST-410-1</b>	P & A - State's Impaired Driving Program: Salaries, Fringe, Technical, Administrative, and clerical staff; Office Expenses; Travel; Equipment; Supplies; Contractual - Rent & Utilities	\$540,000.00	\$0.00	\$0.00
<b>MOHS Alcohol Countermeasures Coordination &amp; Program Mgmt. 14-ST-410-2</b>	Alcohol Countermeasures Coordination Project-Personnel: Statewide Coordinator, and 3 Program Managers; Commodities; and Contractual Services	\$425,000.00	\$0.00	\$0.00
<b>MS Highway Patrol 14-ST-408-1</b>	Personnel: Overtime and Fringe; Training; and Travel	\$2,063,607.00	\$0.00	\$0.00
<b>Montgomery County S.O. 14-ST-149-1</b>	Personnel: (1) Full time DUI Officer, Overtime and Fringe; Training; Travel; Commodities-Mouthpieces; Contractual Services and Equipment: (1)Lapel Digital Camera, (2) PBT, (1)Laptop	\$52,537.00	\$0.00	\$52,537.00

<b>Morton Police Dept. 14-ST-311-1</b>	Personnel: Overtime and Fringe; Training and Travel	\$7,865.00	\$0.00	\$7,865.00
<b>Neshoba County S.O 14-ST-150-1</b>	Personnel: (1) Full time DUI Officer, Overtime and Fringe; Travel; Training; Commodities; Contractual Services and equipment: (1) 1 PBT and (1) Laptop Computer Mount	\$51,693.00	\$0.00	\$51,693.00
<b>New Albany Police Dept. 14-ST-224-1</b>	Personnel: (1) Full time DUI Officer, Overtime and Fringe; Training; Travel; and Equipment: (1) PBT; (1)In Car Camera	\$69,393.00	\$0.00	\$69,393.00
<b>Newton County S.O. 14-ST-151-1</b>	Personnel: (1) Full time DUI Officer, Fringe; Training; Travel	\$39,829.00	\$0.00	\$39,829.00
<b>Ocean Springs Police Dept. 14-ST-316-1</b>	Personnel: Overtime; Training; and Travel	\$21,713.00	\$0.00	\$21,713.00
<b>Oktibbeha County S.O. 14-ST-153-1</b>	Personnel: Overtime and Fringe; Training; Travel; Contractual Services and Equipment- (5) Lapel Digital Cameras	\$33,263.00	\$0.00	\$33,263.00
<b>Pearl River County S.O. 14-ST-155-1</b>	Personnel: (2) Full time DUI Officer, Overtime, portion of Grant Administrator and Fringe; Training; Travel; Contractual Services; and Equipment-(2) PBT	\$97,632.00	\$0.00	\$97,632.00
<b>Picayune Police Dept. 14-ST-229-1</b>	Personnel: Overtime and Fringe; Training and Travel.	\$26,387.00	\$0.00	\$26,387.00
<b>Plantersville Police Dept. 14-ST-323-1</b>	Personnel: Overtime and Fringe; Training and Travel	\$7,027.00	\$0.00	\$7,027.00
<b>Poplarville Police Dept. 14-ST-325-1</b>	Personnel: Overtime and Fringe; Training and Travel	\$31,707.00	\$0.00	\$31,707.00
<b>Ridgeland Police Dept. 14-ST-230-1</b>	Personnel: (2) Full time DUI Officer, Overtime; Fringe; Training and Travel	\$86,511.00	\$0.00	\$86,511.00
<b>Rolling Fork Police Dept. 14-ST-335-1</b>	Personnel: Overtime and Fringe; Training and Travel	\$13,197.00	\$0.00	\$13,197.00

<b>Scott County S.O. 14-ST-162-1</b>	Personnel: Overtime and Fringe; Training; Travel; Contractual Services; and Equipment:(1) In Car Camera, (3) Lapel Camera	\$25,893.00	\$0.00	\$25,893.00
<b>Sharkey County S.O. 14-ST-163-1</b>	Personnel: Overtime and Fringe; Training; Travel; Equipment: (1) In car Camera and (3) Microdigital Video Cameras	\$19,367.00	\$0.00	\$19,367.00
<b>Stone County S.O. 14-ST-166-1</b>	Personnel: (2) Full Time Officers; Overtime and Fringe; Training; Travel; Contractual Services; and Equipment: (1) In Car Camera and (2) Lap Top Computers	\$99,948.00	\$0.00	\$99,948.00
<b>West Point Police Dept. 14-ST-356-1</b>	Personnel: Overtime and Fringe; Training; Travel; Contractual Services; and Equipment- (2) PBT	\$12,703.00	\$0.00	\$12,703.00
<b>Wiggins Police Dept. 14-ST-357-1</b>	Personnel: (1) Full Time DUI Officer; Overtime; Fringe; Training; Travel; Contractual Services; and Equipment: (1) In Car Camera	\$53,623.00	\$0.00	\$53,623.00
<b>Winona Police Dept. 14-ST-358-1</b>	Personnel: Overtime and Fringe; Training; Travel; Contractual Services; and Equipment: (3) PBT	\$27,843.00	\$0.00	\$27,843.00
<b>Winston County S.O. 14-ST-180-1</b>	Personnel: Overtime and Fringe; Commodities; Training; Travel; Contractual Services; and Equipment-In Car Camera, (6)PBT, (2) LED Traffic Beacons	\$29,101.00	\$0.00	\$29,101.00
<b>Woodville Police Dept. 14-ST-259-1</b>	Personnel: Overtime and Fringe; Training; Travel; Contractual Services; and Equipment: (1) Desktop Computer, (3) Lapel Digital Cameras and (2) PBT	\$14,750.00	\$0.00	\$14,750.00
<b>TOTAL 154</b>		\$4,590,700.00	\$0.00	\$1,562,093.00

## **FY 2014 Impaired Driving Program Area Project Descriptions-Continued**

---

**Project Number: 14-MD-108-1**

**Project Title: Carroll County Sheriff's Office Impaired Driving Enforcement**

Location: Carroll County has a population of 10,597, according to the 2010 Census. Carroll County has several Major roadways within its borders that are heavily travelled. These include Interstate 55, U.S. Highway 82, U.S. Highway 51, M.S. Highway 7, M.S. Highway 430, M.S. Highway 407, M.S. Highway 404, M.S. Highway 35 and M.S. Highway 17.

Problem Identification: Carroll County has a large land area, but has one of the smallest county populations in the State, which also equates to a small county sheriff's department. Due to the small size of the Carroll County Sheriff's Department, enforcement activities are difficult to conduct effective traffic enforcement. The Carroll County Sheriff's Department depends on the Mississippi Highway Patrol to help with enforcement and to help work crashes in the area.

Although the area has a small population and limited enforcement resources, the area has a large amount of traffic due to Interstate 55, U.S. Highway 82, U.S. Highway 51, M.S. Highway 7, M.S. Highway 430, M.S. Highway 407, M.S. Highway 404, M.S. Highway 35 and M.S. Highway 17 being in the area. With this large number of major roadways, there is an increased chance in crashes, injuries and fatalities, with many of those crashes being alcohol related.

Data: Carroll County had 16 alcohol related crashes, during 2010-2012. Carroll County had 8 fatalities, with 7 alcohol related crashes with a BAC .08+ or greater and 3 alcohol related fatalities

Goal: The primary goal is to reduce fatal and injury crashes by emphasizing on DUI Enforcement. The Carroll County Sheriff's Department will increase DUI arrests by 10% from 73 in FY 12 to 80 in FY 14 and increase DUI enforcement overtime hours from 200 hours to 350 hours

Strategy: The Carroll County Sheriff's Department will accomplish this goal through DUI enforcement, deterrence, and STEP enforcement. The agency will utilize the grant funds to conduct no less than (5) checkpoints and (2) saturation patrols, with a minimum of (21) DUI citations during each quarter.

Carroll County will also participate in no less than four (4) educational activities, during each quarter. Carroll County will also work with media to receive earned media efforts during blitz campaigns. The enforcement activities will support the national impaired driving campaigns as well as other state holiday enforcement periods and special events.

Use of Funds: The Agency will utilize the grant funds for the salary for (1) full time DUI officer; part time case manager; overtime; fringe; training; travel; contractual services; equipment: (1) PBT to conduct described program activities above and beyond the agency's daily activities and responsibilities.

**Budget: \$61,266.00 Federal Funding Source-405(d)**

Additional funding: \$10,150.00 Federal Funding Source 402

---

**Project Number: 14-SA-262-1**

**Project Title: Columbia Police Department Impaired Driving Enforcement/LEL Network Troop J**

Location: The City of Columbia is located in Marion County with a population of 6,500. Columbia is 6 square miles and has three Mississippi Highways being Highways: 35, 13 and 44 and U.S Hwy: 98. Columbia is seated between Hattiesburg and McComb and is approximately 90 miles south of Jackson and 90 Miles north of Gulfport.

Problem Identification: The city of Columbia and Marion County are both wet while surrounded by dry counties on three sides. With the four major highways, Columbia experiences a lot of passing traffic. Mississippi Highway 13 and U.S Highway 98 experience a lot of nightlife traffic coming from the casino's, clubs and concerts. Impaired dangerous drivers are using the highways within Columbia to commute, making it dangerous for motorist and pedestrians.

Data: Columbia had 456 impaired driving arrests during 2010 and 2012 and nine alcohol related crashes. Marion County ranked #41 in the State with 11 alcohol related fatalities with .08 or greater BAC during 2007-2012.

Goal: The Columbia Police Department will continue to provide high visibility enforcement during peak hours. The PD will also continue to educate citizen and children in the community on the dangers of impaired driving while striving to maintain a minimal amount of fatalities and motor vehicle crashes due to impaired driving. Officers with our agency are required to train and remain knowledgeable about case law to assure a conviction in court.

The LEL Officer will be responsible for the implementation of Multi-jurisdictional and Regional contacts with information in regards to the various DUI and Roadway Safety Programs. In FY14, Columbia will increase the number of impaired driving citations 7% from 236 to 252.

Strategy: Columbia PD will accomplish these goals through LEL coordination, DUI enforcement, STEP enforcement and will utilize the grant funds to conduct not less than (20) checkpoints and (12) saturation patrols, with a minimum of four (4) high visibility DUI enforcement checkpoints and/or saturation patrols per quarter. Columbia PD will also participate in no less than (4) educational activities, (1) each quarter. Columbia PD will also work with media to receive earned media efforts during blitz campaigns. The enforcement activities will support the national impaired driving campaigns as well as other state holiday enforcement periods and special events.

Columbia PD will also participate in LEL responsibilities for LEL Troop District F, which will include hosting of no less than (3) impaired driving related coordination meetings with local law enforcement. Columbia PD will also work closely with the Law Enforcement Liaison programs and the MOHS with the coordination of LEL responsibilities.

Use of Funds: The agency will utilize the grant funds for the salary for (2) DUI enforcement officers; overtime for LEL responsibilities; overtime; fringe; training; travel, contractual services; and equipment: (4) flashlights; (2) lap tops; (3) light kits; (1) electronic tablet to

conduct described program activities above and beyond the agency's daily activities and responsibilities.

**Budget: \$116,700.00 Federal Funding Source 410-Carry Forward**

Additional funding: \$16,000.00 Federal Funding Source 402

---

**Project Number: 14-MD-117-1**

**Project Title: Desoto County Sheriff's Department Impaired Driving Enforcement**

Location: DeSoto County is the fastest-growing county in the State of Mississippi, ranked number 29 on the US Census Bureau's most recent list of fastest-growing counties in the United States, with a population of 161,252.

Several factors contributing to this phenomenal growth (48 percent population increase between 2000 and 2010) are infrastructure elements and policies that will guarantee county growth well into the foreseeable future: multi-modal transportation systems, legislative and economic incentives, public-private partnerships, and a high quality of life.

DeSoto County is located on the southern border of Tennessee and just East of Arkansas state border. DeSoto County has major thoroughfares that connect us to more densely populated areas. I-55, I-69, I-269, Hwy 51, Hwy 305, Hwy 304, Hwy 302, Hwy 301, Hwy 78, and a portion of Hwy 3 are all major road ways within our county. The 10 casinos in Tunica County are adjacent to our West and are connected by Hwy 304 and I-69. The Memphis, TN Metropolitan area is connected to our county by I-55, I-69, Hwy 305, Hwy 301, Hwy 51 and Hwy 78.

DeSoto County is one of the last counties before the Tennessee/ Mississippi State line, which most north bound traffic along I-55 must cross to leave the State. Problem areas for our county include the casinos to our west, Memphis, TN tourist scene to our North, and the large amount of restaurants/bars located in following municipalities with in our county; Southaven, Olive Branch, Hernando and Horn Lake.

Problem Identification: There are approximately 275 restaurants/ bars in Desoto County with liquor licenses. Landers Center, which is home to the NHL River kings, DeSoto Theatre and is also home to concert's/rodeo's/convention's/and regional fair grounds also serves alcohol. Landers Center is located right off of I-55 at Church Rd. The Snowden Grove Amphitheatre is located in Southaven MS, and is used as a large concert venue and sells alcohol during events. All of these locations are touristic attractions surrounding or are in to the area and bring people from all directions into our county.

Desoto County also has problems with high rates of population and large amount of travelling to and from the Memphis area. The Memphis area has a large amount of bars, restaurants and entertainment areas, which serve alcoholic beverages. There are many patrons of venues in the Memphis area drive home impaired along the roadways into Desoto County.

Data: DeSoto County had (99) alcohol related crashes, during 2010-2012, with (36) alcohol related fatalities of a BAC .08 or greater during 2007-2010.



DeSoto County ranks #4 in the State for BAC of .08 or greater for 2007-2011; #18 out of 20 counties for Total Crash Rate per 10,000 population; #9 out of 20 counties for MHP Crash Rate per 100 Million VMT; and #8 out of 20 counties for Injuries per Mile of County Road.

Goal: The primary goal is to reduce fatal and injury crashes by focusing on DUI Enforcement. In FY14, the Desoto County Sheriff's Department will increase DUI arrest by 25%, from 335 in 2012 to 400 in 2014 project year.

Strategy: The DeSoto County Sheriff's Department will accomplish this goal through DUI enforcement, deterrence, and STEP enforcement. The agency will utilize the grant funds to conduct no less than (4) checkpoints and (3) saturation patrols, with a minimum of 90 DUI citations per quarter during FY2014.

DeSoto County Sheriff's Department will also participate in no less than four (4) educational activities, one each quarter. DeSoto County will also work with media to receive earned media efforts during blitz campaigns. The enforcement activities will support the national impaired driving campaigns as well as other state holiday enforcement periods and special events.

Use of Funds: The Agency will utilize the grant funds for the salary for (3) full time DUI officers; fringe; training and travel to conduct described program activities above and beyond the agency's daily activities and responsibilities.

**Budget: \$157,433.00 Federal Funding Source-405(d)**

Additional funding: \$24,000.00 Federal Funding Source 402

---

**Project Number: 14-MD-277-1**

**Project Title: Florence Police Department Impaired Driving Enforcement**

Location: The City of Florence is located within Rankin County and contains several major traffic arteries, including U.S. Highway 49 South, Highway 469 North and Highway 469 South. The Florence Police Department has primary jurisdiction on these major arteries within the City Limits and over the past two years has increased coverage with two separate annexations on U.S. 49 South and Highway 469 North.

The City of Florence consists of roughly 8 square miles with a population of 4,141 according to the 2010 census. The 2010 census shows the City of Florence with a 72.83% increase in population since 2000. This makes the City of Florence the fastest growing city in Rankin County population wise. Rankin County continues to be one of the fastest growing counties in the state, with new businesses, manufacturing plants and subdivisions being built.

Problem Identification: Although still a dry county in some areas except for beer sales and light wine sales, the City of Florence has a high volume of traffic from several "wet" counties making liquor readily available and easy to obtain. The City of Flowood has recently been declared a "Resort Area" allowing the sale of liquor and wine in restaurants along with the City of Pearl. The cities of, Brandon and Florence have passed ordinances allowing beer sales on Sundays. The county has also passed a similar ordinance allowing beer sales on Sundays.

The traffic in the City of Florence has increased dramatically over the last few years. This is because where pastures and wooded areas were subdivisions have been built. New businesses have also been developed on the U.S. 49 corridor inside the city limits of Florence. A new road is under construction on the South side of Florence. This road will connect Highway 469 south with U.S. 49 south by use of the Erlich Road Bypass. This area is expected to increase traffic and also generate an area of growth for businesses and subdivisions. This road is scheduled for completion by the end of 2013.

Data: Rankin County has 13 alcohol related crashes during 2010-2012. Rankin County had 30 alcohol related fatalities with a .08 BAC or greater, which ranked the county #8 in the Top fatalities in the State.

Goal: The primary goal of the Florence DUI Countermeasures grant is to reduce the number of fatal and injury crashes involving drivers under the influence of alcohol. For fiscal year 2012 There were (4) crashes related to alcohol two with injuries and no fatalities. The Florence PD will increase the number of citations by 10% from 113 to 124 DUI citations.

Strategies: The Florence PD will accomplish this goal through DUI enforcement, STEP enforcement and will utilize the grant funds to conduct not less than 24 checkpoints and 5 saturation patrols, with a minimum of four (4) high visibility DUI enforcement checkpoints and/or saturation patrols. Florence PD will also participate in no less than (5) educational activities, with (1) each quarter. Florence PD will also work with media to receive earned media efforts during blitz campaigns. The enforcement activities will support the national impaired driving campaigns as well as other state holiday enforcement periods and special events.

Use of Funds: The agency will utilize the grant funds for the salary for 1 full time DUI officer; overtime; fringe; training; travel; and contractual services to conduct described program activities above and beyond the agency's daily activities and responsibilities.

**Budget: \$48,687.00 Federal Funding Source -405(d)**

Additional Funding: \$15,671.00 Federal Funding Source 402

---

**Project Number: 14-MD-278-1**

**Project Title: Flowood Police Department Impaired Driving Enforcement**

Location: The City of Flowood, Mississippi is located east of Jackson, Mississippi, the capital city of Mississippi. Flowood shares a common border with Jackson and therefore shares common crime, traffic and emergency issues. Flowood's residential population is only 7,823 households, but Flowood's daytime population expands to approximately 50,000 people. The reason for this is that Flowood has a fast growing business/retail sector.

Additionally, the largest airport in Mississippi, Jackson-Evers International is adjacent to Flowood. Flowood has a large and growing medical community. River Oaks Hospital, Women's Hospital, University Medical Center Clinic, Methodist Rehabilitation Center and Brentwood Psychiatric Facility are located in Flowood, in addition to numerous smaller medical facilities and doctor offices. There are eight (8) K-12 grade schools in Flowood and Mississippi College, Antonelli College and Phoenix University all have a campus in Flowood. All of the

above factors combine to create a great deal of traffic on several main roadways such as I-55, Highway 25 (Lakeland Drive), Highway 475 (Airport Road), Highway 468 and Highway 471.

Problem Identification: The City of Flowood legalized the sale of alcohol by restaurants with meal service. This law had the effect of increasing the number of restaurants locating in Flowood, many in the busy shopping district located on Lakeland Drive (SR25). This also resulted in an increase of alcohol consumption and impaired drivers.

The Mississippi Department of Transportation estimates that approximately 111,000 vehicles travel thru Flowood on a daily basis.

Data: According to DPS Records Flowood PD reported (35) alcohol related crashes from F10-FY12. Flowood PD reported (12) alcohol related crashes in FY10; (14) alcohol related crashes in FY11; and (9) alcohol related crashes in FY12 for a total of (35) alcohol related crashes from F10-FY11.

The City of Flowood is located in Rankin County. Rankin County is ranked 8th in Mississippi counties with (30) fatalities with a .08 > or greater. Rankin County ranked #13 for Total Crash Rate per 10,000 Population and #9 in Injuries Per mile of County Road of the Top Twenty Counties in Mississippi for Crashes.

Goal: The goal of the Flowood Police Department is reduce crashes, injuries and fatalities in the area, with an emphasis in reducing alcohol related crashes. The Flowood Police Department will reduce motor vehicle crashes by 1% from the year 2012 number of 1760 crashes to 1742 crashes by the end of FY2014.

The Flowood Police Department will also reduce the number of motor vehicle fatalities by 100% from the year 2012 number of three (3) fatalities to zero (0) fatalities by the end of FY2014 and reduce the number of motor vehicle crashes involving alcohol by 10% from the year 2012 number of twelve (12) to eleven (11) by the end of FY2014.

Flowood Police Department will also increase DUI arrest from (75) to (82) during FY14.

Strategy: The Flowood Police Department will accomplish this goal through DUI enforcement, deterrence, and STEP enforcement. The agency will utilize the grant funds to conduct no less than 3 checkpoints and 1 saturation patrols, with a minimum of 21 DUI citations during each quarter, to reach 10% goal of (82) for FY2014.

Flowood Police Department will also participate in no less than four (4) educational activities, on each quarter. The Flowood Police Department will also work with media to receive earned media efforts during blitz campaigns. The enforcement activities will support the national impaired driving campaigns as well as other state holiday enforcement periods and special events.

Use of Funds: The Agency will utilize the grant funds for the salary for overtime; fringe; training and travel to conduct described program activities above and beyond the agency's daily activities and responsibilities.

**Project Title: Forrest County-District Attorney 12<sup>th</sup> Circuit Court District Impaired Driving Conviction Project**  
**Project #: 14-MD-118-2**

Location: The Twelfth Judicial District encompasses Forrest and Perry Counties. The District Attorney's Office serves nine law enforcement agencies: Forrest County Sheriff's Department; Perry County Sheriff's Department; Petal Police Department; Hattiesburg Police Department; Beaumont Police Department; New Augusta Police Department; Richton Police Department; the University of Southern Mississippi Police Department and the Forrest General Hospital Police Department.

The City of Hattiesburg stretches over parts of both Forrest and Lamar County. Forrest County, more pointedly, Hattiesburg, Mississippi, is known as the "Hub" of the South, and is the fourth largest city in Mississippi. Due to major roadway arteries such as Highways 98, 49, 11, 42, 13, and Interstate 59 which run through Hattiesburg it is clear to see the origins of this title. Hattiesburg is a major traffic area connecting Jackson, MS, to the Coastal counties, as well as being within 100 miles from larger cities such as Mobile, AL, and New Orleans, LA. In addition, Camp Shelby Joint Forces Training Center, the home of thousands of National Guard and active component soldiers serving on state and federal active duty, is located in Forrest County.

In 2004 Camp Shelby stood up as a First US Army mobilization center, deploying and re-deploying tens of thousands of soldiers serving overseas each year. The additional demand this military presence has placed on local law enforcement resources is unmistakable. The soldiers stationed at Camp Shelby add thousands of additional citizens that local law enforcement must police.

Additionally, Forrest County is home to two major universities, i.e., the University of Southern Mississippi (USM) and William Carey University. USM has more than 16,000 students and more than 100 active student groups on campus (including 25 active sororities and fraternities). Both Universities host two major graduation ceremonies each year. USM host year-round athletic events in 16 different college sports. Each of these events causes an influx in population in the Hattiesburg area. For example, USM plays six home football games at M.M. Roberts Stadium, which seats approximately 36,000, each year. William Carey University has more than 4,000 students enrolled. William Carey University has 14 collegiate teams and also hosts year-round athletic events. Additionally William Carey University has more than 65 active student groups on campus.

Hattiesburg is also known as a major shopping center for the surrounding counties, and hosts several events throughout the year. These events include the Hub City Festival (Hub Fest), Festival South, the Mobile Street Renaissance Festival, Eaglepalooza, Live at 5, the Irish-Italian Festival, Juneteenth, and May Fest. The Hattiesburg Downtown Association also hosts the spring and Fall Art Walks, along with the Christmas Art Walk, i.e., the Annual Victorian Candlelit Christmas.

The Twelfth Judicial District encompassing Forrest and Perry Counties has the largest Drug Court in the State, and established the first of only three DUI Courts currently active in Mississippi. The Twelfth Judicial District has started the State's first Veteran's Court in an effort to help veterans with alcohol and drug addiction. Since its formation in 2011, the Defendants in three DUI cases, who were all veterans, have been placed in this program.

Problem Identification: Large amount of DUI and Impaired driving cases. During the previous and current grant period, the DUI ADA has handled a caseload of ninety-two (92) Felony DUI cases. The number of cases continues increase. "With their rapid expansion and proven effectiveness, DUI Courts are changing the mindset of criminal justice professionals and effecting how DUI offenders are handled. Treatment with intensive supervision works with this population – and promises better long-term outcomes, through decreased recidivism." (National DWI/Drug Court Institute).

Data: The area covered by the 12<sup>th</sup> Circuit Court District is #10 for fatalities in the State during 2001-2011. The area had 29 fatalities with a .08 or greater BAC. Between 2010 and 2011, there were 23 alcohol related crashes. Forrest County ranked #1 in crashes and #20 in serious injury in the State. Hattiesburg was ranked #4 for crashes.

Goal: To continue to reduce the number of impaired driving traffic fatalities in the 12<sup>th</sup> District; the ADA will increase the prosecution effort for DUI crash cases and DUI fatal crash cases. To increase the number of Felony DUI prosecutions in the 12<sup>th</sup> Judicial District by fifteen (15%); from ninety-two (92) to one-hundred and six (106).

Strategies: The ADA will continue to work the team approach to investigating and prosecuting DUI Death and Aggravated DUI cases in Hattiesburg and surrounding areas to achieve more through DUI crash investigations and therefore more successful DUI crash prosecutions. The ADA will continue to maintain contact with all local agencies involved in fatal and impaired driving fatal crashes.

The ADA will work with the local law enforcement agencies and other District Attorneys Offices to ensure that each team members know and understands their role in DUI Crash investigations and prosecutions. The ADA will contact local law enforcement agencies and establish speaking engagements with each agency to review the DUI statute, along with any DUI case law updates, and will further address any procedural issues. The ADA will provide local in-service training opportunities to enhance the caliber of Felony DUI investigations.

The ADA will corroborate with the University of Southern Mississippi and William Carey University to reduce the number of underage DUI offenses and DUI offenders within the 21-34 years of age category. The ADA will distribute to the local Universities a Quick Reference Fact Sheet with DUI Related information so that professors and students can be more easily and often educated.

The ADA will seek out opportunities to speak to students in classroom settings (e.g., Criminal Justice classes) to educate this targeted age group on DUI issues. The ADA will corroborate with local high schools and youth organizations to educate new drivers and decrease underage DUI arrests and fatal crash rates within the 14 to 20 years of age group. The ADA will distribute to local high schools and youth organizations both a Quick Reference Fact Sheet and Power

Point Presentation regarding DUI related information, so that teachers and students can be more easily and often educated. The ADA will contact local high schools and youth organizations to establish speaking engagements to discuss and educate both students and teachers about the many dangers and consequences of driving while under the influence.

Use of Funds: The agency will utilize the grant funds for the 75% salary for the continuation of the (1) assistant district attorney (position was hired for the grant and is not a supplanted); fringe; training; travel, to conduct described program activities above and beyond the agency's daily activities and responsibilities.

**Budget: \$94,091.00 Federal Funding Source -405(d)**

---

**Project Title: Greenville Police Department-Impaired Driving Enforcement**  
**Project: 14-MD-212-1**

Location: The City of Greenville is located in Washington County. Greenville is located in northwest Mississippi in a region referred to as "the Delta".

Problem Identification: Large amount of fatal crashes and increase numbers of fatalities. There is been an increase in crashes in the City of Greenville. Ensuring the safety of all motorists and passengers in the city of Greenville is challenging because the city limits includes multiple high-traffic thoroughfares, including: U.S. Highway 82, Mississippi Highway 1, Broadway Street (state-aid), and a variety of medium traffic roads and streets.

Greenville hosts the Delta Blues and Heritage Festival every 4<sup>th</sup> weekend in September, the Delta Hot Tamale Festival every 3<sup>rd</sup> weekend in October, and a new music festival that will begin this October. For each event, the city's open container ordinance is suspended on the perimeter of the festival site.

Within the past 18 months, Greenville's two casinos have undergone expansive renovations and additions. Harlow's Casino and Resort, located off of U.S. HWY 82 at the foot of the levee, renovated and expanded to include a convention center, bar, restaurant, and spa, as well as improving their gaming options. Trop Casino (formerly Lighthouse Casino and Jubilee Casino) spent close to \$10 million to merge two casinos into one downtown operation. Within the past year, both casinos have seen increased customer attendance and gaming revenue as a result of their improvement projects.

Data: Greenville is ranked #3 in alcohol related crashes in the State, with 63 alcohol related crashes during 2010-2012. Washington County is ranked #18 in alcohol related crashes with a BAC of .08 or greater during 2007-2011. Greenville ranked #23 in the State for the number of crashes with 2 fatalities in 2012.

Goals: The Greenville PD will reduce fatalities through an emphasis on DUI and alcohol enforcement by conducting checkpoints, Saturation Patrol with a full time officer and overtime provided by the MOHS. In FY14, the Greenwood PD will increase the number of citations 20% from 37 to 44 during the grant year.

Strategies: The Greenville PD will accomplish this goal through DUI enforcement, STEP enforcement and will utilize the grant funds to conduct not less than 16 checkpoints and 16 saturation patrols, with a minimum of four (4) high visibility DUI enforcement checkpoints and/or saturation patrols. Greenville PD will also participate in no less than (24) educational activities, with (6) each quarter. Greenville PD will also work with media to receive earned media efforts during blitz campaigns. The enforcement activities will support the national impaired driving campaigns as well as other state holiday enforcement periods and special events.

Use of Funds: The agency will utilize the grant funds for the salary for 1 full time DUI officer; overtime; fringe; training; travel, contractual services; and equipment: (1) In Car Camera; (2) PBT's; (1) laptop computer; car laptop and camera mount to conduct described program activities above and beyond the agency's daily activities and responsibilities.

**Budget: \$64,205.00 Federal Funding Source -405(d)**

Additional Funding Source: \$10,000.00 Federal Funding Source 402

---

**Project Number: 14-MD -213-1**

**Project Title: Greenwood Police Department Impaired Driving Enforcement/Troop D LEL Network Coordinator**

Location: Greenwood is located in Leflore County, with a population of 16,087. Within the city limits of Greenwood there are three (3) major state highways: U.S. Hwy 49, U.S. Hwy 82 and MS Hwy 7.

Problem Identification: The City of Greenwood can sell and service all types of alcoholic beverages and is home to approximately 12 to 15 bars. The county is also wet with multiple bars with patrons that drive into or thru the city limits. There has also been an increasing problem of teens being arrested for DUIs.

Data: The city of Greenwood had 52 impaired driving arrests during 2010-2012, with 125 Alcohol related Crashes. Greenwood is located in Leflore Co, which is ranked #32 in the State with 12 Alcohol related fatalities with a .08BAC or greater during 2007-2011.

Goal: The overall goal of the Greenwood PD is to help the State reduce the number of overall and alcohol related fatalities and injuries within the State. In FY14, Greenwood will increase the number of impaired driving arrests by 5% from 144 to 159 grant funded citations. Greenwood will also maintain time for officers for DUI arrest at 30 minutes and reduce crashes by 10% from 27 to 25 in 2014.

Strategy: Greenwood PD will accomplish these goals through LEL coordination, DUI enforcement, STEP enforcement and will utilize the grant funds to conduct not less than (24) checkpoints and (12) saturation patrols, with a minimum of four (4) high visibility DUI enforcement checkpoints and/or saturation patrols per quarter.

Greenwood PD will also participate in no less than (4) educational activities, (1) each quarter. Greenwood PD will utilize the proposed vehicle trailer for presentations that will hold a donated wrecked vehicle that will show a visual for alcohol related community and school presentations.

Greenwood PD will also work with media to receive earned media efforts during blitz campaigns. The enforcement activities will support the national impaired driving campaigns as well as other state holiday enforcement periods and special events.

Greenwood PD will also participate in LEL responsibilities for LEL Troop District D, which will include hosting a no less than (3) impaired driving related coordination meetings with local law enforcement. Greenwood PD will also work closely with the Law Enforcement Liaison programs and the MOHS with the coordination of LEL responsibilities.

Use of Funds: The agency will utilize the grant funds for the salary for (1) DUI officer; overtime for LEL responsibilities; overtime; fringe; training; travel, contractual services; and equipment: (2) PBT; (1) vehicle trailer for presentations; and (1) electronic tablet to conduct described program activities above and beyond the agency's daily activities and responsibilities.

**Budget: \$72,220.00 Federal Funding Source-405(d)**

Additional funding: \$17,000.00 Federal Funding Source 402

---

**Project Number: 14-MD-214-1**

**Project Title: Gulfport Police Department Impaired Driving Enforcement/Troop K LEL**

Location: Gulfport is located in Harrison County and has a population of 67,693. Gulfport is the geographic center of the Mississippi Gulf Coast. Its southern border is the Gulf of Mexico. Its sister cities are also its borders - Long Beach to the west and Biloxi to the east. The northern border is located on a line that divides the intersection of Highways 49 and 53, extending east to the Biloxi River and west to a point just east of Canal Road. The city encompasses 56.9 square miles.

Problem Identification: Gulfport is in a resort area and tourist area, according to the Harrison County Tourism Commission data of 4 ½ to 5 million tourists visiting the Gulf Coast in a twelve month period. The area also has casino, bars and restaurants that serve alcohol, which increases the number of impaired drivers along the roadways.

Data: During 2010 through 2012, Gulfport had 2900 DUI Arrest and 325 Alcohol related Crashes (2<sup>nd</sup> highest in MS). Gulfport is located within Harrison County, which is ranked #2 in the State with 54 Alcohol related fatalities with a BAC of .08 or greater during 2007-2011. Gulfport also ranked #15 for serious injuries.

Goal: Gulfport Police Department's primary goal is to reduce the number of DUI related crashes, fatalities and injuries during the 2013-2014 grant periods. To decrease the number of alcohol-related injuries and fatalities by reducing the number of alcohol-related crashes from 91 in 2012 grant period to 85 in 2013/2014. In FY14, Gulfport PD will maintain the number of impaired driving citations at 1300 for the grant year.

Strategy: Gulfport PD will accomplish these goals through LEL coordination, DUI enforcement, STEP enforcement and will utilize the grant funds to conduct not less than (10) checkpoints and (8) saturation patrols, with a minimum of four (4) high visibility DUI enforcement checkpoints



and/or saturation patrols per quarter. Gulfport PD will also participate in no less than (6) educational activities, (1) each quarter.

Gulfport PD will also work with media to receive earned media efforts during blitz campaigns. The enforcement activities will support the national impaired driving campaigns as well as other state holiday enforcement periods and special events.

Gulfport PD will also participate in LEL responsibilities for LEL Troop District K, which will include hosting a no less than (3) impaired driving related coordination meetings with local law enforcement. Gulfport PD will also work closely with the Law Enforcement Liaison programs and the MOHS with the coordination of LEL responsibilities.

Use of Funds: The agency will utilize the grant funds for the salary for (2) DUI officers; overtime for LEL responsibilities; overtime; fringe; training; travel, contractual services; and equipment: (1) electronic tablet to conduct described program activities above and beyond the agency's daily activities and responsibilities.

**Budget: \$151,775.00 Federal Funding Source -405(d)**

**Additional funding: \$31,450.00 Federal Funding Source 402**

---

**Project Number: 14-MD-123-1**

**Project Title: Hancock County Sheriff's Department Impaired Driving Enforcement/DRE**

Location: Hancock County is located on the Mississippi Gulf Coast, bordering the Louisiana line. Hancock County also consists of the city of Diamondhead which is located north of Bay St. Louis, on the Harrison County line and is accessible by Interstate 10. Hancock County has a population of 43,929 according to the 2010 census.

Problem Identification: Several casinos are located in Hancock County, as well as along the Mississippi Gulf Coast. One of the largest casino/entertainment complexes is set to open soon on the Mississippi Gulf Coast. Many of the displaced residents from Hurricane Katrina continue to return to Hancock County.

With the opening of the casinos and the return of residents traffic on the Hancock County roadways continues to increase at a rapid rate. Hancock County has three (3) major highways that travel through the county. Interstate 10 and Highway 90 run east and west, and U.S. Highway 43 runs from Highway 90 to the Pearl River County line at Picayune. All three of these roadways are used as gateways to the Mississippi Gulf Coast.

Since motor vehicle crashes are a leading cause of death and injury, especially in the teenage population, proactive enforcement of Mississippi DUI laws is a life and death matter.

Mississippi has consistently been a leader in the number of fatalities per 100,000 million VMT. Many of these crashes are alcohol related. The continuation of strict enforcement along with public education is vital to reducing the number of fatalities in Hancock County.

Data: Hancock County had 38 alcohol related crashes, during 2010-2012. Hancock County has also had 30 alcohol related fatalities of a BAC .08 or greater during 2007-2011. The County is

ranked #8 for MHP Crash Rate per 100 Million VMT and is ranked in the Top Twenty Counties in Mississippi for crashes

Goal: The overall goal of the Hancock County Sheriff's Department will be to increase DUI deterrence and decrease alcohol related deaths and injuries. To keep citizens and law enforcement in our area educated on DUI laws and their importance.

In FY14, Hancock County Sheriff's Department will increase DUI arrests from 227 (2012 grant period) to 260 or 10% during the FY14 grant period.

Strategy: The Hancock County Sheriff's Department will accomplish this goal through DUI enforcement, deterrence, and STEP enforcement. The agency will utilize the grant funds to conduct no less than (16) checkpoints and (8) saturation patrols, with a minimum of 65 DUI citations during each quarter, to reach 10% goal of (260) for FY2014.

Hancock County Sheriff's Department will also participate in no less than four (4) educational activities, on each quarter. Hancock County Sheriff's Department will also work with media to receive earned media efforts during blitz campaigns. The enforcement activities will support the national impaired driving campaigns as well as other state holiday enforcement periods and special events.

Use of Funds: The Agency will utilize the grant funds for the salary for (1) full time DUI officer; (1) part time coordinator; overtime; overtime for DRE call outs; fringe; training/travel; contractual services and equipment: (2)PBT; (1) laptop and (1) In-car camera to conduct described program activities above and beyond the agency's daily activities and responsibilities.

**Budget: \$117,673.00 Federal Funding Source -405(d)**

**Additional funding: \$10,035.00 Federal Funding Source 402**

---

**Project Title: Hattiesburg Police Department DUI Impaired Driving Enforcement**

**Project #: 14-MD-215-1**

Location: The City of Hattiesburg is located in both Lamar and Forrest Counties and has a population of 45,989. Hattiesburg has two major roadways in the city, which are Interstate 59 and US highway 49. These two roadways are heavily travelled as tourists use both roadways as means to travel to the Gulf Coast area.

Problem Identification: Hattiesburg has heavily travelled roadways. Hattiesburg is also home to two universities, University of Southern Mississippi and William Carey University in its jurisdiction. Each college student plays a large part in the night life of the city, which the consumption of alcohol is prevalent in many clubs and bars in the area.

Data: Hattiesburg is #3 in the State with alcohol related crashes with 223 alcohol related crashes during 2010-2012. Lamar County ranked #39 with a .08 BAC or greater fatalities and had 11 alcohol related fatalities during 2010-2012. Forrest County ranked #9 with a .08 BAC or greater fatalities and had 29 alcohol related fatalities during 2010-2012. Hattiesburg also ranked #4 for serious injury.

Goal: To reduce the number of fatalities and DUI related crashes in the City of Hattiesburg through emphasis on DUI enforcement throughout the Hattiesburg Police Department. Increase awareness of the dangers of DUI to the general public. In FY 14, Hattiesburg will increase the # of citations by 5.6% from 303 to 320. The agency will also reduce alcohol related crashes by 10% from 73 in 2012 to 65 in FY14.

Strategy: The Hattiesburg PD will accomplish this goal through DUI enforcement, STEP enforcement and will utilize the grant funds to conduct not less than (6) checkpoints and (4) saturation patrols, with a minimum of four (4) high visibility DUI enforcement checkpoints and/or saturation patrols per quarter. Hattiesburg PD will also participate in no less than (4) educational activities, with (1) each quarter. Hattiesburg PD will also work with media to receive earned media efforts during blitz campaigns. The enforcement activities will support the national impaired driving campaigns as well as other state holiday enforcement periods and special events.

Use of Funds: The agency will utilize the grant funds for the salary for 1 full time DUI officer; overtime; fringe; training; travel, contractual services; and equipment: (1) computer to conduct described program activities above and beyond the agency's daily activities and responsibilities.

**Budget: \$94,859.00 Federal Funding Source -405(d)**

---

**Project Number: 14-MD-125-1**

**Project Title: Hinds County Impaired Driving Enforcement /LEL Network Troop C**

Location: Hinds County is the largest county in Mississippi and is located in the Central portion of the State. The 2010 Census Bureau statistics indicate Hinds County's population at 245,285. The Hinds County Sheriff's Office is responsible for patrolling and the protection of persons and property contained within its area of approximately 877 square miles. Hinds County contains approximately 2,334 miles of public roadways, to wit: 1,074 county miles and 1,260 city miles. Hinds County has three major interstates; I-20, I-220, and I-55 which intersect in the eastern part of the county, as well as State highways 18, 22, 27, 467, and 473 along with U.S. highways 49, 51, and 80 and numerous city streets and county roadways. Hinds County is home to eight (8) incorporated municipalities and numerous unincorporated communities.

Problem Identification: Due to the large population of Hinds County, the high levels of traffic traveling these interstates, highways, city streets and county roadways, has contributed to the large number of motor vehicle crashes that occur within the Jackson/Hinds County area.

This rapid growth has dramatically increased the amount of commuter traffic within this area of the county. Sadly enough, this community is inversely responsible for the majority of traffic crashes and DUI arrests. Statistical monitoring results of this area conclude that this community is currently requiring more than 50% of the enforcement hours logged by the Hinds County Sheriff's Office, Patrol and Traffic Divisions.

As a result, the Hinds County Sheriff's Office wishes to continue its increased role in the prevention of these crashes through continued funding for the Traffic Division - DUI Enforcement Officers, from the Mississippi Office of Highway Safety. DUI Enforcement Officers will continue to aggressively enforce the impaired driving laws of the State of

Mississippi throughout Hinds County, especially in areas and time frames statistically identified as the most dangerous for fatal and injury related crashes.

In 2004 this community succumbed to the successful petitioning and rezoning effort of the business district by area merchants as a resort area. This rezoning effort approved the sale of packaged liquor and the sale of open liquor within area restaurants. The approval of this petition has also spawned an increase in the number of area bars and nightclubs from FY-2007 through the current year, which have adversely affected public safety.

**Data:** The Hinds County Sheriff's Department had 421 DUI Arrest during 2010-2012, with 38 Alcohol related Crashes. Hinds County is rank 1<sup>st</sup> in the State with 90 Alcohol related fatalities with a BAC of .08 or greater during 2007-2011. Hinds County also ranked #5 for highest death rate per miles travelled.

**Goal:** The overall goal of the Hinds County Sheriff's Department Alcohol/Drug Countermeasure, Troop C - Law Enforcement Liaison Network Coordinator Project will be to: Increase DUI deterrence and decrease alcohol/drug related crashes, fatalities and injuries. To keep the citizens and law enforcement in the surrounding area educated on DUI laws and their importance.

The goal of this project is to save lives by: Increasing DUI deterrence and decreasing alcohol/impaired driving related crashes, fatalities injuries among the motoring public within Mississippi.

**Full Time Enforcement:**

In FY 14, Hinds County Sheriff's Department will increase the number of impaired driving citations by 10% from 340 to 472. (Grant funded). Hinds County will continue their efforts to maintain the number of drivers under the age of 21 in fatal crashes to maintain at 0.

**STEP Enforcement:**

Hinds County will reduce the total motor vehicle collisions by 10% from (344) in 2012 to (309) in FY-2014; reducing the number of fatalities by 50% from (6) to (3); reducing the number of alcohol/impaired driving related crashes by 25% from (7) to (5).

Hinds County will make approximately (115) DUI arrests per quarter in an effort to meet our yearly goal of (462) during FY-2014.

**Strategy:** The Hinds County Sheriff's Department will accomplish these goals through LEL coordination, DUI enforcement, STEP enforcement and will utilize the grant funds to conduct not less than (12) checkpoints and (12) saturation patrols, with a minimum of four (4) high visibility DUI enforcement checkpoints and/or saturation patrols per quarter.

Hinds County S.O. will also participate in no less than (4) educational activities, (1) each quarter. Hinds County S.O. will also work with media to receive earned media efforts during blitz campaigns. The enforcement activities will support the national impaired driving campaigns as well as other state holiday enforcement periods and special events.

Hinds County S.O. will also participate in LEL responsibilities for LEL Troop District D, which will include hosting a no less than (3) impaired driving related coordination meetings with local law enforcement. Hinds County S.O. will also work closely with the Law Enforcement Liaison programs and the MOHS with the coordination of LEL responsibilities.

Use of Funds: The agency will utilize the grant funds for the salary for (3) DUI officers; overtime for LEL responsibilities; overtime; fringe; training; travel, contractual services; and equipment: (5) PBT; (1) Lap Top; (3) digital cameras; (1) electronic tablet to conduct described program activities above and beyond the agency's daily activities and responsibilities.

**Budget: \$194,647.00 Federal Funding Source -405(d)**

Additional funding: \$13,590.00 Federal Funding Source 402

---

**Project Number: 14-MD-218-1**

**Project Title: Horn Lake Impaired Driving Enforcement/ LEL Troop E Network**

Location: The City of Horn Lake is located in Desoto County, the fastest growing county in Mississippi with a 2000 census population of 107,199 and a 2010 census population of 161,252. The City of Horn Lake Police Department is responsible for 16.3 square miles that make up the city. Major transportation arteries running through the city are; U.S. Highway 51, Highway 302, Highway 301, Nail Road, Horn Lake Road and Church Road. Highway 302 has a "high" traffic volume of over 34,000 vehicles daily and U.S. Highway 51 has a "high" traffic volume of 22,000 vehicles daily.

Problem Identification: During the last 10 years, Desoto County has had a population increase of 50.4% and has become the 3<sup>rd</sup> largest county in Mississippi. Likewise the City of Horn Lake has continued to experience rapid growth with a 2010 census population of 26,066, an increase of 84.9% from the 2000 census population of 14,099. Based on the 2010 decennial census the City of Horn Lake became the 10<sup>th</sup> largest city in Mississippi. As a result of the close proximity to the Memphis, Tennessee area, the County has experienced an influx of new residents and Horn Lake and Desoto County are becoming an attraction for out of town visitors.

The City of Horn Lake is within a few miles of Tunica, which is home to over eight major casinos. These establishments are in operation 24 hours a day and offer a wide variety of entertainment and convention activity. This close proximity contributes to the daily traffic volume through the City of Horn Lake. Three years ago the MidSouth Fair relocated to the Desoto Civic Center in Southaven, and is held within 1 mile from the corporate limits of the City of Horn Lake. The fair venue has averaged about 75,000 visitors during the 10-day event over the past two years. U.S. Highway 51, which runs through Horn Lake, is a major transportation artery to the fair. The Desoto Civic Center also is home to the Memphis River kings, which has many home games and host to many music concerts which continues to increase the traffic on these routes that run through our city.

Data: Horn Lake had 450 impaired driving arrests during 2010-2012, with 67 Alcohol related Crashes. Horn Lake PD is located in Desoto Co, which ranked #4 in the State with 36 Alcohol related fatalities with a .08% during 2007-2011.

Goal: To reduce the number of fatalities and DUI related crashes in the City of Horn Lake by an

emphasis of DUI enforcement throughout Horn Lake. In FY14, the Horn Lake PF will increase the number of DUI-related arrests by 5%, from 229 in 2012 to 240 in FY14.

Strategy: The Horn Lake PD will accomplish these goals through LEL coordination, DUI enforcement, STEP enforcement and will utilize the grant funds to conduct not less than (12) checkpoints and (8) saturation patrols, with a minimum of four (4) high visibility DUI enforcement checkpoints and/or saturation patrols per quarter. Horn Lake PD will also participate in no less than (8) educational activities, (2) each quarter. Horn Lake PD will also work with media to receive earned media efforts during blitz campaigns. The enforcement activities will support the national impaired driving campaigns as well as other state holiday enforcement periods and special events.

Horn Lake PD will also participate in LEL responsibilities for LEL Troop District E, which will include hosting a no less than (3) impaired driving related coordination meetings with local law enforcement. Horn Lake PD will also work closely with the Law Enforcement Liaison programs and the MOHS with the coordination of LEL responsibilities.

Use of Funds: The agency will utilize the grant funds for the salary for (2) DUI officers for enforcement; portion of a grant coordinator; overtime for LEL responsibilities; overtime; fringe; training; travel, contractual services; and equipment: (10) barricades; (150) traffic cones; and (1) electronic tablet to conduct described program activities above and beyond the agency's daily activities and responsibilities.

**Budget: \$162,131.00 Federal Funding Source -405(d)**

Additional funding: \$39,500.00 Federal Funding Source 402 PTS

---

**Project Number: 14-MD-410-7**

**Project Title: 2014 Judicial Liaison Initiative DUI Case Dispositions in Municipal and Justice Courts**

Location: Mississippi has a population of 2,978,512, according to the 2010 census. Mississippi consists of 46,923 square miles. The Mississippi Highway Patrol (MHP) has of nine (9) Troop districts throughout the State, that are divided into three (3) Troop Districts in the Northern, Central and South.

Project Description: The State Judicial Outreach Liaison position provides a foundation for the Mississippi Office of Highway Safety (MOHS) to focus outreach efforts to educate and mobilize support for the National Highway Traffic Safety Administration's impaired driving and other traffic safety activities.

The MOHS received a two year grant from NHTSA to initiate the JOL Project. Adding a JOL will allow MOHS to have a complete highway traffic safety model ( JOL, LEL and TRSP). This will allow the JOL to develop a thorough understanding of NHTSA's traffic safety programs and initiatives, with an emphasis on impaired driving, and understanding of how these programs and initiatives are conducted within the State and Region.

This grant will allow the JOL to develop a thorough understanding of traffic safety education programs and initiatives from other entities which promote NHTSA standards and policies across the state to judicial community.

To create a model for an electronic case management program for courts, which improve the management and disposition of court cases particularly DUI and other traffic related cases. The project will create a survey to determine what type of court case management system is currently being utilized by the court; analyze and determine the population being served by each court; make recommendations to create a model or standards for an electronic court case management system.

Goal: The JOL will work with the Mississippi Office of Highway Safety staff, NHTSA Region VI Administration, JOL Task Force members, MS Judicial Administration, county and municipal courts throughout the year to accomplish established goals.

This will assist in meeting Mississippi's goal of reducing the annual highway traffic fatality rate to no more than 1.36 deaths per 100 million vehicle miles of travel by FY 13 and reducing traffic fatalities by 15% from the calendar year 2010 base of 641 to 545 by the end of FY 13.

Strategy: Work with the MOHS to review and determine areas of concern that need to be addressed in each area within the State; Establish and maintain a working relationship with the State Judicial Educator, State Drug Court Coordinator, and others relevant individuals within the State; develop a network of contacts with judges and judicial educators to promote training and judicial education related to impaired driving and traffic safety using key resources, such as data systems, research, and partner organizations.

The JOL will identify issues of concern to judges and other court officials regarding impaired driving or other traffic issues and bring them to the attention of the MOHS and other appropriate highway safety officials; review materials developed by others and provide comments and judicial insights. Advise and assist in the creation of resource materials needed to enable judges to remain current on the latest developments in traffic safety laws; advise MOHS and other appropriate highway safety officials on programs and strategic planning regarding outreach to judges and the courts, and other issues involving the criminal justice system.

The JOL will attend meetings, conferences, workshops, media events and other gatherings, focusing on impaired driving and other traffic safety issues; identify barriers that hamper effective training, education or outreach to the courts and recommend alternative means to address these issues and concerns. Share information and coordinate with other criminal justice professionals.

The JOL will be responsible share information and coordinate with MOHS, Mississippi Department of Public Safety, NHTSA, Regional JOL, Law Enforcement Liaisons (LELs), Traffic Safety Resource Prosecutors (TSRPs), program partners, Mississippi Judicial College and Prosecutor and Probation Fellows, as appropriate, to help identify and assist in efforts to promote, strategize and help formulate new ideas involving the criminal justice system as it pertains to impaired driving and other traffic safety issues. Assist in outreach efforts and opportunities.

The JOL will promote use of DWI Courts; promote use of ignition interlocks and improvements to the ignition interlock programs; and promote other evidence-based and promising court, sentencing and supervision practices.

The JOL will also participate, as possible in the State Traffic Records Coordinating Committee (TRCC), promote electronic DWI tracking systems, and assist in linking court data with other available data systems. Promote evidence-based and promising practices.

Use of Funds: The JOL program will utilize the grant funds for the salary for (1) Judicial Outreach Liaison; fringe; training; travel, commodities; contractual services; and equipment: (1) Laptop and (1) Printer to conduct described program activities and responsibilities.

**Budget: \$128,250.00 Federal Funding Source-405(d)**

---

**Project Number: 14-MD-138-1**

**Project Title: Lauderdale County Sheriff's Department Impaired Driving Enforcement**

Location: Lauderdale County which encompasses 715 square miles, 1,453 miles of public roadways, of which the county is primary enforcement for 1090 county miles and is located in District 6, Troop H in the center of the East MS/West Alabama population area. Lauderdale has numerous thoroughfares that travel through the county which includes Interstates I-59 travel North and South, I-20 which travels East and West from Louisiana to Alabama, and Federal, State and U.S. Highways 45, 11, 80, 19, along with numerous rural county roads. Lauderdale County has the following townships, municipalities located within the county: City of Meridian, Town of Marion, Collinsville, Bailey, Daleyville, Lauderdale, Toomsaba, and Russell. Meridian, Marion and the Mississippi Highway Patrol are primary enforcement for the remainder of the roadways within the county with Meridian being the county seat.

Problem Identification: Lauderdale County continues to make a concerted effort to accurately investigate to determine the factors that cause crashes within the county jurisdiction. The county continues to have individuals dying on the roadways with alcohol as a primary factor in approximately one third of the fatality crashes over past 3 years. The Sheriff's Department has and will continue to use a combination of training, enforcement and public education/outreach to reduce the number of fatalities, injury and loss of property crashes within the county.

Lauderdale County is the home of NAS Meridian, a training base for the United States Naval and Marine pilots as well as international military pilot trainees. The Okatibbee Reservoir, a U.S. Army Corp of Engineers project, is a major attraction for recreation for residents as well as adjacent counties. While the Corp of Engineers banned alcoholic beverages from the beaches, they do allow it in the camping area, as well as the camping area under the direction of the Pat Harrison Waterway District. This is arguably the single most concentrated area in the county for impaired drivers.

With the military facilities, recreational areas, neighboring "dry" counties, major thoroughfares traveling through the county from Louisiana to Alabama with millions of motorist/travelers driving across the county and so forth, it is imperative the county continues the specialized DUI HVE/Deterrence STEP program to reduce the number of alcohol related crashes thereby reducing overall crashes as a whole.



Data: Lauderdale County had (470) crashes in 2012 which consists of (137) injury crashes, (329) property damage, (4) fatal crashes and (36) were alcohol related. Lauderdale County ranked 2<sup>nd</sup> in 2011 for overall crashes per 10K population, ranked 6<sup>th</sup> for MHP crash rate per 100M VMT, 7<sup>th</sup> for injury rate per 10K population, 5<sup>th</sup> for injuries per mile of county road and 8<sup>th</sup> for fatalities in 2012.

The agency made (485) DUI arrest in 2012 with (450) being made while conducting checkpoints/saturation patrols utilizing federally funded personnel.

Goal: The Lauderdale County Sheriff's Department's overall goal is to decrease alcohol related crashes from (36) in 2012 to (30), decrease fatality crashes from (4) to (0) and overall crashes by 10% from (470) in 2012 to (423) in 2014.

The Lauderdale County Sheriff's Department also proposes to increase DUI arrests from (300) in 2012 to (500) in 2014.

Strategy: The Lauderdale County Sheriff's Department will accomplish this goal through DUI enforcement, deterrence, and STEP enforcement. The agency will utilize the grant funds to conduct no less than (4) checkpoints and (1) saturation patrols per quarter, for a total of (16) checkpoints and (4) patrols for FY14.

The Lauderdale County Sheriff's Department will also participate in no less than four (4) educational activities, on each quarter. The Lauderdale County Sheriff's Department will also work with media to receive earned media efforts during blitz campaigns. The enforcement activities will support the national impaired driving campaigns as well as other state holiday enforcement periods and special events.

Use of Funds: The Agency will utilize the grant funds for the salary for (2) Full Time DUI Enforcement Officers; overtime; fringe; commodities; contractual services; training; and travel to conduct described program activities above and beyond the agency's daily activities and responsibilities.

**Budget: \$110,131.00 Federal Funding Source -405(d)**

**Additional funding: \$30,000.00 Federal Funding Source 402**

---

**Project Number: 14-MD-203-1**

**Project Title: Long Beach Police Department Impaired Driving Enforcement**

Location: The City of Long Beach is located in District 8, Troop K in the Southern region of the state in Harrison County on the MS Gulf Coast. The population of Long Beach is 15,110, according to the 2010 census. The city encompasses 10 square miles and 74 city miles. Major roadways in the area are U.S. Highway 90, which is heavily travelled.

Problem Identification: The MS Gulf Coast is home to several casinos, which serve alcoholic beverages 24/7, which increases the possibility of alcohol related crashes, injuries and fatalities. The area holds numerous events/festivals such as Mardi Gras parade, Cruisin' the Coast, Long Beach festival, MS Deep South Fishing Rodeo, throughout the year. The MS Coast is one of the

primary tourist attractions in the State. The increase in tourists to the area increases crashes, injuries and fatalities.

Data: The City of Long Beach had 294 crashes in 2012 which consisted of (30) injury crashes, (1) fatal crash, and (4) were alcohol related crashes with (1) alcohol related fatal crash.

Harrison County was ranked #1 fatality crashes in 2012, ranked 2<sup>nd</sup> in top 20 counties for injury crashes per mile of county road, ranked 6<sup>th</sup> in rate per 10K population and 19<sup>th</sup> for total crashes per 10K population in 2011.

The agency made (153) DUI arrest in 2012 with (88) being made while conducting checkpoints/saturation patrols utilizing federally funded personnel.

Goal: The Long Beach Police Department's overall goal is to decrease fatal alcohol related crashes from (1) in 2012 to (0) thereby reducing fatalities as a whole and decrease overall crashes by 10% from (294) in 2012 to (265) in 2014.

The Long Beach Police Department proposes to increase DUI arrests by 12% from (148) in 2012 to (168) in FY14.

Strategy: The Long Beach Police Department will accomplish this goal through DUI enforcement, deterrence, and STEP enforcement. The agency will utilize the grant funds to conduct no less than (14) checkpoints and saturation patrols, with a minimum of (42) DUI citations during each quarter, to reach 12% goal of (168) for FY2014.

The Long Beach Police Department will also participate in no less than one (1) educational activities, one each quarter. The Long Beach Police Department will also work with media to receive earned media efforts during blitz campaigns. The enforcement activities will support the national impaired driving campaigns as well as other state holiday enforcement periods and special events.

Use of Funds: The Agency will utilize the grant funds for the salary for (1) full time DUI officer; overtime; fringe; commodities; contractual services; training; travel and equipment-(1) In Car Camera; and (1) lapel camera to conduct described program activities above and beyond the agency's daily activities and responsibilities.

**Budget: \$56,286.00 Federal Funding Source -405(d)**

Additional funding: \$8,145.00 Federal Funding Source 402

---

**Project Number: 14-MD-145-1**

**Project Title: Madison County Sheriff's Department Impaired Driving Enforcement**

Location: Madison County consists of approximately 741.97 square miles and is bordered on the south by Hinds County and on the north by Yazoo and Attala Counties. The county contains the incorporated municipalities of Canton, Flora, Madison and Ridgeland. There is a large industrial area located in an unincorporated area between the cities of Madison and Canton.

Madison County contains several major traffic arteries, including Interstates 55 and 220, U.S. Highways 51 and 49, and State Highways 16, 17, 22, 463, 43 and the Natchez Trace Parkway. Also included are several major local roadways, such as the Nissan Parkway, Sowell Road, East and West Peace St., East County Line Rd., Main St., Old Agency Road, and Gluckstadt Rd., just to name a few. The Madison County Sheriff's Department has primary jurisdiction on some of these major arteries, as well as secondary jurisdiction on all the others.

Madison County has approximately 21 elementary/middle/high schools (not including the 5 in the Canton School District) as well as Holmes Community College and Tulane University in its jurisdiction. Madison County is home to a variety of federal, state and local businesses including the following: Nissan, Eaton, L3 Communications, Cardinal Health, St. Dominic and River Oaks Hospital Systems, and the Alcohol Beverage Control Warehouse.

The population of Madison County is approximately 95,203 according to the 2010 census. This population has increased 27.5% from the census in 2000 which was 74, 674.

Problem Identification: Madison County continues to be one the fastest growing counties in the state, with new businesses, restaurants, manufacturing facilities, and subdivisions popping up daily. In addition, Madison County is situated next to a designated tourist area on the Ross Barnett Reservoir, where alcoholic beverages are served at bars and restaurants.

Madison County has experienced rapid growth for the past 20 years. Traffic accidents have generally increased each year. This trend will continue as long as the county maintains this growth, despite the efforts of law enforcement. According to the 2010 statistics Madison County is ranked 12th in the State for total crashes per 10,000 members of the population. Madison County is ranked the 19th county in the state for crashes and injury per 10,000 per mile on county roads.

A new Sheriff took office in 2012 formed a Madison County D.U.I. Task Force in April, 2012. This Task Force, consisting of four (4) highly trained officers, provides coverage on all three (3) shifts.

Data: Madison County has had (38) alcohol related crashes, during 2010-2012. They also had (14) alcohol related fatalities with a BAC .08+ or great during 2007-2011. Madison County is ranked #27 in the State for a BAC .08+ from 2007-2011. They are also #11 for Total Crash Rate per 10,000 Population and #15 in Injuries Per mile of County Road of the Top Twenty Counties in Mississippi for Crashes.

Goal: In an effort to reduce motor vehicle fatalities caused by alcohol and drug impaired drivers in Madison county Mississippi by the end of FY14, the Madison County Sheriff's Department will reduce fatalities with an emphasis on D.U.I. Enforcement.

The Madison Sheriff's Department will increase D.U.I. enforcement form 1,976 hours to 2,548 hours in FY14 and increase D.U.I citations by 10% from 333 D.U.I citations in FY13, to reach a goal of 366 D.U.I citations in FY14.

Strategy: The Madison County Sheriff's Office will accomplish this goal through DUI enforcement, deterrence, and STEP enforcement. The agency will utilize the grant funds to

conduct no less than (12) checkpoints and (12) saturation patrols, with a minimum of 91 DUI citations during each quarter, to reach 10% goal of (366) for FY2014.

The Madison County Sheriff's Office will also participate in no less than four (4) educational activities, on each quarter. The Madison County Sheriff's Office will also work with media to receive earned media efforts during blitz campaigns. The enforcement activities will support the national impaired driving campaigns as well as other state holiday enforcement periods and special events.

Use of Funds: The Agency will utilize the grant funds for the salary for overtime; fringe; commodities; contractual services; training; travel and equipment-(4) PBT's to conduct described program activities above and beyond the agency's daily activities and responsibilities.

**Budget: \$92,405.00 Federal Funding Source -405(d)**

---

**Project Number: 14-MD-302-1**

**Project Title: Madison Police Department Impaired Driving Enforcement**

Location: The City of Madison is located fifteen (15) miles to the North of the State capitol of Jackson in the Southern half of Madison County. According to the 2010 U.S. Census, the population is 24,149, this represents a 64.4% increase from the 2000 census.

Problem Identification: The main traffic arteries through Madison all travel north/south. The major roadways are Interstate 55, MS State Highway 51. Madison also has heavily travelled residential and business roadways such as Highland Colony Parkway, Rice Road and Old Canton Road, that are heavily travelled on a daily basis

The largest and most congested artery is Interstate 55 (I-55). It is currently being widened from four (4) lanes to six (6). That Mississippi Department of Transportation (MDOT) construction project is scheduled to be completed in 2015. The multiple arteries are used by motorists living in the suburbs traveling to and from the Capitol City of Jackson.

Data: The City of Madison had (37) alcohol related crashes, during 2010-2012. The City of Madison is located in Madison County, which had had (14) alcohol related fatalities with a BAC .08 or greater during 2007-2011.

Madison County is ranked #27 in the State for BAC .08 or greater for 2007-2011. Madison is also #11 for Total Crash Rate per 10,000 Population and #15 in Injuries Per mile of County Road of the Top Twenty Counties in Mississippi for Crashes.

Goal: The Madison Police Department will deter motor vehicular fatalities and injuries in Madison, Mississippi in FY 2014. The Madison Police Department will increase DUI enforcement during high incident hours, along with increasing DUI citations by ten percent (10%) from the 2012 calendar year total of (132) to reach, a minimum of (36) DUI citations during each quarter, to reach 25% goal of (145) for FY2014.

Strategy: The Madison Police Department will accomplish this goal through DUI enforcement, deterrence, and STEP enforcement. The agency will utilize the grant funds to conduct no less than (8) checkpoints and (8) saturation patrols,

Madison Police Department will also participate in no less than four (4) educational activities, on each quarter. The Madison Police Department will also work with media to receive earned media efforts during blitz campaigns. The enforcement activities will support the national impaired driving campaigns as well as other state holiday enforcement periods and special events.

Use of Funds: The Agency will utilize the grant funds for the salary for (1) fulltime DUI Officer; overtime; fringe; commodities; contractual services; training and travel to conduct described program activities above and beyond the agency's daily activities and responsibilities.

**Budget: \$67,062.00 Federal Funding Source -405(d)**

**Additional Funding Source: \$16,094.00 Federal Funding Source 402-PTS**

---

**Project Number: 14-MD-146-1**

**Project Title: Marion County Sheriff's Department Impaired Driving Enforcement**

Location: Marion County is located in District 7, Troop J center of the Southern Region bordering the Louisiana state line and highly traveled county by motorist heading to the MS Gulf Coast. The population of Marion County is 28,000, according to the 2010 census.

Problem Identification: Marion County is "wet" and surrounded by 4 "dry" counties: Walthall, Lawrence, Lamar and Pearl River. With neighboring counties being "dry" and the proximity of a major University, Marion County experiences an influx of motorist/students traveling through the county some of which purchase and consume alcoholic beverages thereby increasing the risk of those driving under the influence within the county. Marion County Sheriff's Department along with the full time DUI officer and additional overtime officers have made 844 DUI arrests over the past 3 years, from 2010 to 2012, with 555 being made primarily using federal funds for the specialized DUI Enforcement Program.

Marion County is experiencing a significant number of impaired drivers under the influence other substances and has reported making 31 DUI other arrests at the end of the 2<sup>nd</sup> quarter of FY13. Therefore, the agency has requested to be funded for alcohol and drug enforcement program in FY14 and plans to send the full time DUI officer to training such as Advanced Roadside Impaired Driving Education (A.R.I.D.E.) and possibly Drug Recognition Expert (DRE) in an effort to address this ever growing problem.

Data: The Marion County Sheriff's Department had (162) crashes in 2012 which consisted of (53) injury crashes, (108) property damage crashes, (1) fatal crash and (7) alcohol related crashes.

Marion County ranked 14<sup>th</sup> for fatalities by county in 2012. Marion County ranked 13<sup>th</sup> for serious injury and 18<sup>th</sup> for injuries per mile of county road in 2011. The agency made (212) DUI arrest in 2012 with (171) being made while conducting checkpoints/saturation patrols utilizing federally funded personnel.

Goal: The overall goal of the Marion County Sheriff's Department is to continue increasing DUI arrests and convictions within the county, reducing property damage, injuries and fatal crashes by 10% from (162) in 2012 to (145) and reducing fatal crashes from (1) to (0) and alcohol related from (7) to (5) in FY14.

The Marion County Sheriff's Department also proposes to increase DUI arrests by 5% from (237) in 2013 to (248) in 2014 by continuing program to conduct STEP HVE/Deterrence activities throughout the 12 month period.

Strategy: Marion County Sheriff's Department will accomplish these goals through LEL coordination, DUI enforcement, and STEP enforcement and will utilize the grant funds to conduct not less than 14 checkpoints and saturation patrols, with a minimum of four (4) high visibility DUI enforcement checkpoints and/or saturation patrols per quarter.

Marion County Sheriff's Department will also participate in no less than (1) educational activities per quarter for a total of four (4). Marion County Sheriff's Department will also work with media to receive earned media efforts during blitz campaigns. The enforcement activities will support the national impaired driving campaigns as well as other state holiday enforcement periods and special events.

Use of Funds: The agency will utilize the grant funds for the salary for (1) full time DUI officer; overtime for LEL responsibilities; overtime; fringe; training; travel, contractual services; and equipment: (2) PBTs and (4) LED road flares to conduct described program activities above and beyond the agency's daily activities and responsibilities.

**Budget: \$59,277.00 Federal Funding Source -405(d)**

---

**Project Number: 14-MD-300-1**

**Project Title: McComb Police Department Impaired Driving Enforcement/Troop M LEL Network**

Location: The City of McComb City is in Pike County, with a population of 13,337. McComb is located in the Southwest region of the State of Mississippi. Interstate 55 U.S. Hwy. 51 and U.S. Hwy. 98 passing through McComb, the City of McComb City is the intersection of three (3) major highway systems.

Problem Identification: McComb has a large tourist population with a recently opened multi-purpose sports complex to attract various sporting events and other related activities. McComb is also home to Percy Quinn State Park which includes Quail Hollow Championship Golf Course is located within four (4) miles of McComb and is one of the busiest State Parks in Mississippi, which is reflected in that on the weekends, holidays, and during the summer vacation months when the park usually fills up to the point of running out of camping spaces with out of town and out of state patrons.

The City of McComb and Pike County have been deemed as "Wet" locations by many of the area restaurants, food stores, and convenience stores that sell alcoholic beverages, along with the several liquor stores, night clubs, and bars that are located throughout the City of McComb.

Data: McComb is ranked #20 in Top Cities in the State for serious injury. Pike County ranks #20 in Top counties for crashes.

Goal: The overall goal of the McComb PD is to increase DUI deterrence and decrease alcohol related crashes, deaths, injuries, and carnage with in the City of McComb and among Mississippi's Motoring Public. To keep the Citizens and Law Enforcement Agencies in the surrounding area educated on DUI Laws and their importance. The LEL Officer will be responsible for the implementation of Multi-jurisdictional and Regional contacts with information in regards to the various DUI and Roadway Safety Programs. This will be accomplished through the Southwest Regional Law Enforcement Liaison Network Coordinator for Troop M located in the Southwest Region of Mississippi. In FY14, McComb will increase citations by 5% from 73 to 77 grant funded impaired driving citations.

Strategy: McComb PD will accomplish these goals through LEL coordination, DUI enforcement, STEP enforcement and will utilize the grant funds to conduct not less than (8) checkpoints and (16) saturation patrols, with a minimum of four (4) high visibility DUI enforcement checkpoints and/or saturation patrols per quarter. McComb PD will also participate in no less than (2) educational activities. McComb PD will also work with media to receive earned media efforts during blitz campaigns. The enforcement activities will support the national impaired driving campaigns as well as other state holiday enforcement periods and special events.

McComb PD will also participate in LEL responsibilities for LEL Troop District F, which will include hosting a no less than (3) impaired driving related coordination meetings with local law enforcement. McComb will also work closely with the Law Enforcement Liaison programs and the MOHS with the coordination of LEL responsibilities.

Use of Funds: The agency will utilize the grant funds for the salary for overtime for LEL responsibilities; overtime; fringe; training; travel, contractual services; and equipment: (1) electronic tablet to conduct described program activities above and beyond the agency's daily activities and responsibilities.

**Budget: \$19,257.00 Federal Funding Source -405(d)**

**Additional funding: \$15,000.00 Federal Funding Source 402**

---

**Project Number: 14-MD-222-1**

**Project Title: Meridian Police Department Impaired Driving Enforcement/LEL Network Troop H/DRE**

Location: The City of Meridian, Mississippi is located in east central Mississippi, and finds itself located about halfway between Dallas, Texas and Atlanta, Georgia. A major transportation hub with: 2 major US highways, 3 major state highways, and 2 merging interstates bringing over 240 thousand motorists through Meridian every year. The next city, with any substantial size, is at least 1 hour in any direction, most being closer to an hour and half: Hattiesburg to the southwest, Jackson to the west, Tuscaloosa to the east, and Columbus to the north. This helps make Meridian a natural interstate stop.

Problem Identification: To the north. Mississippi Power is building a new lignite plant that has led to a large temporary population passing through Meridian every day, as well as additional

commercial traffic as well. Meridian also finds a large number of vehicles exiting the interstate on to Highway 19 north in Meridian heading to and from the casino in Philadelphia, Mississippi.

Data: Meridian Police Department had (912) DUI Arrest from 2010-2012, with 125 Alcohol related Crashes. Meridian is located within Lauderdale County, which was ranked #14 in the State with 20 Alcohol related fatalities with a BAC of .08 or greater during 20047-2011. Meridian was also ranked #7 in jury rate per 10,000 populations and was #13 in serious injury crashes.

Goal: Meridian PD will reduce motor vehicle crashes where alcohol is a factor within the city limits of Meridian, Mississippi; the Meridian Police Department will increase traffic enforcement with an emphasis on DUI enforcement.

Meridian will reduce the number of individuals operating vehicles impaired by substances other than alcohol; the Meridian Police Department will increase traffic enforcement related to drug recognition evaluations, and make the Meridian Police Department expert available to other agencies.

Meridian will increase coordination amongst the Troop H area law enforcement agencies; the Meridian Police Department will host law enforcement networking events.

Meridian PD will reduce crashes involving alcohol by 10% from (44) in 2012 to (40) in FY2014. Increase availability of drug recognition evaluations to area law enforcement agencies. In FY14, Meridian will increase the number of impaired driving citations 6% from (472) in 2012 to (500) grant funded citations.

Strategy: Meridian PD will accomplish these goals through LEL coordination, DUI enforcement, STEP enforcement and DRE responsibilities and will utilize the grant funds to conduct not less than (9) checkpoints and (18) saturation patrols, with a minimum of four (4) high visibility DUI enforcement checkpoints and/or saturation patrols per quarter. Meridian PD will also participate in no less than (12) educational activities, (3) per quarter. Meridian PD will also work with media to receive earned media efforts during blitz campaigns. The enforcement activities will support the national impaired driving campaigns as well as other state holiday enforcement periods and special events.

Meridian PD will also utilize its drug recognition experts to work with local agencies in the area on any call outs for back up on potential impaired driving arrests, which drugs may be involved or present.

Meridian PD will also participate in LEL responsibilities for LEL Troop District H, which will include hosting a no less than (3) impaired driving related coordination meetings with local law enforcement. Meridian will also work closely with the Law Enforcement Liaison programs and the MOHS with the coordination of LEL responsibilities.

Use of Funds: The agency will utilize the grant funds for the salary for (2) DUI enforcement officers; overtime for DRE responsibilities; overtime for LEL responsibilities; overtime; fringe; training; travel, contractual services; and equipment: (1) computer; (2) PBT; (2) In Car Cameras;



and (1) electronic tablet to conduct described program activities above and beyond the agency's daily activities and responsibilities.

**Budget: \$143,736.00 Federal Funding Source -405(d)**

Additional funding: \$34,330.00 Federal Funding Source 402 PTS

---

**Project Number: 14-MD-402-1**

**Project Title: MS Office of Attorney General - Traffic Safety Resource Prosecution Program – Impaired Driving Conviction Program**

Location: The TSRP program is statewide program covering the whole State. Mississippi has a population of 2,978,512, according to the 2010 census. Mississippi consists of 46,923 square miles. The Mississippi Highway Patrol (MHP) has of nine (9) Troop districts throughout the State, that are divided into three (3) Troop Districts in the Northern, Central and South.

Problem Identification: All alcohol traffic safety indicators show an overall *positive* change from the past few years. Mississippi has made significant progress in reducing deaths on our roadways—over the past five years, fatal crashes have decreased by 29.5% and traffic fatalities have decreased by 28.7%.

This positive trend is, in large part, due to the availability of information to the public and the ability to have well-educated and well-trained law enforcement officers, prosecutors, and judges. Nevertheless, impaired driving remains a significant traffic safety problem in Mississippi and across the United States. It a problem not isolated to adults, but statistics show that it is also trickling down to youth. In order to continue to decrease the number of deaths on the State roadways it is imperative to we continue to educate and train the state and local law enforcement officers, prosecutors, and judges to effectively enforce the traffic laws, and hold offenders accountable for violating Mississippi's DUI laws.

Data: In 2011, there were 9,878 drunken driving crashes, which equates to one crash every 53 minutes from an alcohol-related traffic crash. Alcohol is the most commonly used and abused drug among youth in the U.S., more than tobacco and illicit drugs. In Mississippi, the percentage of total minors with DUIs is greater than 6.1%. Mississippi underage drivers accounted for 8% of the total Mississippi drivers arrested for DUI in 2011.

In fatal crashes in 2010, the highest percentage of drunk drivers was for drivers ages 21 to 24 (34%), followed by ages 25 to 34 (30%) and 35 to 44 (25%), according to MADD. Nevertheless, drivers between the ages of 16-20 were responsible for 653 alcohol related crashes from 2010-2012. Within the same period, the MHSP statistics provide that 6 fatal alcohol-related crashes and 88 that resulted in injuries were caused by drivers in that same age group. Fatalities and injuries aside, the MHSP data shows that 4,230 DUI citations were written to drivers under the age of 21 from 2010-2012. This accounts for 8.2% of the total DUI arrests for Mississippi drivers within the 3-year span. These numbers reveal a larger problem with the youth of Mississippi and across the United States—a problem that will likely carry over into their adult lives if not acknowledged.

Goal: The TSRP is to facilitate a coordinated, multidisciplinary approach to the prosecution of impaired driving and other traffic crimes.

The overall goal of continuing employment of a TSRP is to improve the quality of DUI prosecutions, thus increasing and maintaining a high conviction rate for those offenses. The impaired driver is a primary contributing factor in fatal traffic crashes every year in Mississippi. Although speeding and other aggressive driving behaviors cause deadly traffic crashes too, alcohol (and drug use to a certain degree as well) remains the predominant enemy of traffic safety. When DUI arrests & convictions decrease, there usually will be corresponding increases in traffic fatalities.

An additional goal of the Mississippi Office of Attorney General is to meet NHTSA's Impaired Driving Gold Standards by continuing employment of a Traffic Safety Resource Prosecutor who will be responsible for planning, developing and coordinating educational courses as well as serving as a resource and liaison while providing technical assistance for prosecutors (2 conferences), judges (3 conferences) and law enforcement (22 classes statewide) on highway related safety issues.

Strategy: The TSRP will accomplish these goals through TSRP responsibilities and will utilize the grant funds to conduct not less than (4) educational activities, (1) per quarter. Meridian PD will also work with media to receive earned media efforts during blitz campaigns. The enforcement activities will support the national impaired driving campaigns as well as other state holiday enforcement periods and special events.

Provide one to three day educational courses for prosecutors, officers, and judges to prepare them to more effectively handle DUI cases, thus resulting in more DUI convictions. Provide courses on Basic DUI Course, Legal Updates on recent DUI and traffic-related case law, Search & Seizure Legal Update, SFST/ARIDE/DRE legal sections, Trial Advocacy Training for Prosecutors (& Officers when appropriate) – to teach trial advocacy unique to DUI prosecutions.

Act as a resource to Mississippi's Law Enforcement Liaison Office and impaired enforcement officers on DUI and traffic-related/impaired driving issues. Also, the TSRP will collaborate with the MS LEL Office and impaired driving organizations to provide training for prosecutors, officers, and judges, including joint training for prosecutors and officers when possible.

Provide approximately seventeen (17) Cops in Court Trainings (depending on LEL schedule) at each SFST class (approx. 15-20 students per class), 4-5 ARIDE classes (approx. 15 students per class), and approx. one (1) DRE School (approx. 20 students). SFST/Cops in Court Training is a training designed to train officers (and prosecutors when available) on how to effectively and efficiently present testimony in the courtroom. The TSRP will continue to recruit local prosecutors (when possible), and pair those prosecutors with their local officers who are participants in the SFST class. Prosecutors who participate will be allowed an opportunity to direct and cross-examine LEOs. Critiques are done on style and strategy. ARIDE & DRE training is designed to assist in the prosecution of DUI Drug cases, including a review of Mississippi DUI Drug case law.

Develop curriculum, as needed, for in-service training programs to assist law enforcement officers and prosecutors. Assist with in-service trainings when requested by law enforcement agencies.

Encourage District Attorneys, City, and County Prosecutors continued involvement in DUI & traffic-related projects by providing information and/or training to allow them to handle DUI & traffic-related cases appropriately.

Develop/implement curricula for DUI Drug cases, specifically involving DREs, as well as, officers trained in ARIDE.

Use of Funds: The agency will utilize the grant funds for the salary for (1) Traffic Safety Resource Officer, (1) Administrative Assistance, (2) Part Time Law Clerks; fringe; training; contractual services; and travel, to conduct described program activities above and beyond the agency's daily activities and responsibilities.

**Budget: \$255,458.00 Federal Funding Source -405(d)**

---

**Project Number: 14-SA-401-2**

**Project Title: Mississippi State University- Social Science Research Center-DUI Electronic Citation System**

Location: The MSU SSRC is located in Starkville, MS at the Mississippi State University. The SSRC provides information to Statewide Law Enforcement agencies and courts.

Problem Identification: Mississippi does not have a statewide, automated citation/conviction system for DUI tickets. The ECitation system will permit electronic issuance and management of DUI tickets as well as Uniform Traffic Citations (UTC) for the State of Mississippi.

Data: In 2011, (140,089) electronic citations were written and in 2012, (297,449) electronic citations were written.

Goal: The overall goal of the project is to promote accessible, timely, accurate and complete DUI and UTC citation data from issuance via laptop computer to court adjudication to final placement on the driver history file or transmission to other states' Driver License Bureaus. In addition, the project provides the ability to track, visualize, and analyze all eCitation data, especially the DUI ticket and all related UTC tickets.

Project Description: The project will have the ability to track, visualize, and analyze DUI tickets provides an oversight mechanism previously unavailable which will permit real-time situational awareness of the DUI law impact. This oversight mechanism will provide data on the number of DUI tickets issued by location which may also be useful for resource allocation purposes. Because the eCitation system does not permit the DUI ticket to be voided after transfer, it will eliminate the potential for officer discretion after ticket issuance. The CitSearch website will then permit tracking of the DUI ticket as it moves from the officer to the court and through the court process. Any discrepancies between issuance, court receipt of the ticket, and final adjudication (as data are provided by the courts and DPS) will be evident to specified users on the CitSearch website. This will permit successful impact analysis of the DUI ticketing process and will permit any gaps to be addressed by those authorized to do so.

The project will perform the following duties:

- Integrate additional forms into ECite (DUI forms and other DUI-related paperwork will be digitized);
- Meet Daily Activity Reporting (DAR) system needs to enhance the validity of DUI and UTC data in both CitSearch and the DAR;
- Addition of MapClick to increase valid Messaging system to push info to all users;
- Subpoena notification system needs assessment;
- Finalize the integration of vehicle search and import vehicle information from the MS vehicle repository, as access and data are provided by DPS;
- Increase the submission of the paper ticket process, for agencies that do not have eCite equipment coverage, there is a need to still be able to enter the tickets electronically. Court clerks may also have a need to enter paper ticket information into ECite electronic system.
- Geolocating of DUI ticket locations for mapping and tracking;
- Expand of the CAPSLock; and
- Maintenance and support of eCite

*Enhancements to the CitSearch website:*

- Continued integration of DUI and UTC adjudication data into CitSearch, as data are provided by DPS; and
- Development of auditing reports for approved administrators in CitSearch to show download times and amounts of tickets for enhancement of the traffic records process, especially DUI traffic records maintenance and support of CitSearch.

*Enhancements to the Dashboard website:*

- Continued development of Dashboard and training of users.

*Training/Deployment and Support:*

- Continue needs assessments and training of local agencies
- Expand local agency training to include city agencies and courts, other than Justice Courts. This will allow expansion to city agencies that also write significant numbers of DUI tickets.
- The Help Desk will continue to operate 40 hours per week with the intent to increase coverage as agency usage increases.

Strategy: The following strategies will help accomplish the goals of the MSU SSRC:

- An assessment will be done to determine if other DUI forms, including the BAC test paperwork, can be done electronically and incorporated into ECite.
- As the new Daily Activity Reporting (DAR) System is deployed, any modifications needed in ECite to produce the data needed for DAR will be completed.
- CAPS will add a mapping client (MapClick) that runs entirely on the officer's laptop.
- CAPSLOCK will be refined and expanded for use with the ECitation system.
- CAPS will create a messaging system for administrators that will allow updates and information on ECitation to be pushed through the user network
- As the messaging system is developed, a needs assessment will be done with MHP to determine accurate requirements for a subpoena notification system
- Import vehicle information from the MS vehicle repository into eCite (as provided by DPS) to finalize vehicle search function. .
- A paper submission process as well as a web-based system for clerk entry will be added

to the eCite system.

- ECitation technology maintenance, updates, revisions, and authorizations will be carried out.

*Enhancements to the CitSearch website tasks:*

- Integrate DUI and UTC adjudication data into the CitSearch system (as provided by DPS) to complete the data process for CitSearch..
- CAPS and MSU will determine requirements for and create auditing report forms that will be produced to show the status and location of data in the process.
- CitSearch technology maintenance, updates, revisions, and authorizations will be carried out. The measurable achievement will be regular updates, revisions, and access authorities as needed.

*Enhancements to the Dashboard website tasks:*

- Focus groups of end users will be conducted to further refine the Dashboard application.
- Refinements will be added to the Dashboard application
- Dashboard will be deployed to identified and approved users.
- Dashboard technology maintenance, updates, revisions, and authorizations will be carried out

*Training/Deployment and Support tasks:*

- Conduct needs assessments and training for identified and approved local agencies and for courts other than Justice Courts previously trained for ECitation.
- MSU/CAPS will manage authorizations and new user connections to the system.
- Maintain help desk.

Use of Funds: The funds will be used for the following: (1) full time project Director; (1) full time Alcohol Field Specialist; (1) part time Research Associate; fringe; travel/training; contractual services; printing and in direct costs.

**Budget: \$611,388.00 Federal Funding Source 405(d)**

**Match: \$458,541.00**

---

**Project Number: 14-MD-410-2**

**Project Title: MOHS Impaired Driving Coordination & Program Management**

Project Description: Program provides program management in the impaired driving program area to coordinate statewide and local law enforcement efforts related to DUI operations, national impaired driving blitz campaigns and other projects related to impaired driving efforts. Program oversees funding to state and local law enforcement agencies for overtime enforcement, and assist in developing strategies for inter-jurisdictional enforcement efforts. Collaborate with the State's law enforcement liaisons, TSRP, and others alcohol related programs to increase effectiveness and efficiency of law enforcement efforts to reduce DUI.

Provide program management for the planned MOHS alcohol impaired driving outreach projects, surveys and the "Drive Sober or Get Pulled Over" National Mobilization. Assist with impaired driving media campaign during National DSOGPO blitz period as needed and/or requested. Personnel services will include salaries and benefits for a Division Director at 60%,

Branch Director and (1) at 40%; (1) at 86%. Travel, supplies, and training will also be included in the project for monitoring, workshops, seminars and program management at the same percentage.

**Budget: \$530,924.00 Federal Funding Source -405(d)**

---

**Project Number: 14-MD-410-3**

**Project Title: MOHS Sustained Impaired Driving Enforcement PAID MEDIA Campaign**

**Project Description:** A comprehensive and sustained paid media campaign in support of the continual DUI enforcement efforts for the **“Drive Sober or Get Pulled Over”** campaigns utilizing Section 410 alcohol funding will be implemented in the FY14 grant period. These funds will be used for sustained radio and television ads, print, and outdoor space in December 2012, January 2014, February 2014, and Labor Day 2014.

The Mississippi Highway Patrol, along with local agencies statewide, will receive impaired driving specialty funds to maintain the sustained DUI enforcement statewide and ensure concentration of DUI enforcement during the Labor Day, Christmas/New Year’s and Super Bowl Sunday. A media contractor will be hired for placement and purchase of all media for the MOHS. The **“Drive Sober or Get Pulled Over”** messages will be approved by NHTSA before airing. The number of holiday alcohol-related vehicle crash fatalities will be used to evaluate the media messaging. The measures that will be used to assess message recognition are as follows: number of television and radio spots, ads and GPAs for paid media, earned media messages for print and television, alcohol-related vehicle crash fatalities and the results obtained from the *behavioral measures awareness survey* will be used to evaluate the effectiveness of the messaging.

This project will address the following items:

- a. What program/policy the advertising is supporting  
This advertising will be in support of the national Impaired Driving Campaigns for the **“Drive Sober or Get Pulled Over” blitz campaign**
- b. How the advertising will be implemented  
Thru media buys throughout the state
- c. The amount allocated for paid advertising  
Total amount
- d. The measures that will be used to assess message recognition.  
The blitz numbers recorded and returned from agency participants to include total number of agency participation, citations written, earned media and the like; paid media reports; behavioral awareness survey; and crash fatality data during specified time period for each blitz campaign.

**Budget: \$1,500,000.00 Federal Funding Source -405(d)**

---

**Project Number: 14-MD-410-X**

**Project Title: MOHS Impaired Driving Assessment Project**

Project Description: An Impaired Driving Assessment is performed by the NHTSA to evaluate the impaired driving programs, strategies and efforts of the MOHS. The MOHS has requested an assessment of the Impaired Driving program to take place for the FY14 grant year.

A team of impaired driving experts will conduct an on-site assessment by conducting interviews, file review and preparing reports. The State will be to use the final report and recommendations of the Impaired Driving assessment team for improvements and targets for the Impaired Driving program.

**Budget: \$30,000.00 Federal Funding Source -405(d)**

---

**Project Number: 14-MD-401-1**

**Project Title: MSU-Social Science Research Center-Local SFST and Law Enforcement Impaired Driving Training Program**

Location: Mississippi has a population of 2,978,512, according to the 2010 census. Mississippi consists of 46,923 square miles. The Mississippi Highway Patrol (MHP) has of nine (9) Troop districts throughout the State, that are divided into three (3) Troop Districts in the Northern, Central and South.

Project Description: The MS Office of Highway Safety determined that there was a need to offer DUI enforcement training for law enforcement officers in 1994 because of several factors which had occurred since the last training in 1990-91. Specifically, these were that a considerable portion of previously trained DUI enforcement instructors were no longer available to offer training to their departments or other agencies that may need DUI training. Second, there had been substantial changes in Mississippi's Implied Consent law which increased penalties and placed added pressures on law enforcement officers to use proper procedures. And third, a number of requests for this type of training had been made to the Office of Highway Safety.

The Mississippi State Social Science Research Center provides a five day school to train twenty-five law enforcement officers in a curriculum that will give them the knowledge and skills to be SFST enforcement instructors for their departments and other law enforcement agencies

Provides twenty regional workshops to train interested law enforcement officers in proper procedures and methods of DUI detection, apprehension, and prosecution

Provide eight regional workshops to train law enforcement officers in ARIDE procedures.

Provide one DRE school; and provides one phlebotomy school.

Use of Funds: The Agency will utilize the grant funds for the salary for (1) Full Time Project Director; fringe; contractual services; training; and travel to conduct described program activities above and beyond the agency's daily activities and responsibilities.

**Budget: \$354,619.00 Federal Funding Source -405(d)**

**Project Number: 14-MD-312-1**

**Project Title: City of Moss Point Impaired Driving Enforcement**

Location: The City of Moss Point is a city within Jackson County. Moss Point has a population of 13,726 as of the last National Bureau Census of 2010. It is located on the Mississippi Gulf Coast and is surrounded by Interstate 10, Highway 90, Highway 63 and Highway 613, with all except Highway 90 being inside the city limits. Moss Point is approximately thirty (30) miles west of Mobile, Alabama, approximately twenty-five (25) miles east of Biloxi, Mississippi and approximately thirty (30) miles east of Gulfport, Mississippi. Moss Point's neighboring cities include: Pascagoula, Gautier and Ocean Springs.

Problem Identification: Jackson County is a "wet" county, and since the City of Moss Point is within Jackson County, there are several liquor stores and bars that sell alcoholic beverages. In addition, the City of Biloxi and the City of Gulfport contain nine (9) casinos between the two (2) cities, where alcoholic beverages are served twenty-four (24) hours a day. Since Jackson County doesn't have casinos, the residents from Jackson County travel to Biloxi and Gulfport, via Interstate 10 and Highway 90, to go to the casinos. Chevron, Ingles Shipyard, Omega Protein and Halter Marine are all approximately four (4) miles outside the City of Moss Point, except for Omega Protein which is inside the City limits.

The businesses employ thousands of people, and there are multiple shifts that keep the respective businesses operational twenty-four (24) hours a day, seven days a week. The employees travel the Interstate and highways which are within Moss Point's jurisdiction. A large percentage of these employees frequent the liquor stores and bars in Moss Point to and from work to ingesting alcoholic beverages. There are several colleges within a thirty (30) mile radius of the City of Moss Point, which include: Mississippi Gulf Coast Community College, which has four (4) campuses, University of South Alabama, University of Mobile, Bishop State and Springhill College.

Data: The City of Moss Point had (46) alcohol related crashes, during 2010-2012. The City of Moss Point also had (11) alcohol related fatalities of a BAC .08 or greater from 2007-2011. The City of Moss Point is ranked #9 for the top 25 cities and counties for serious crashes.

Goal: In an effort to maintain the City of Moss Point's zero fatality rate caused by alcohol and drug impaired drivers in 2014; Moss Point Police Department will maintain a strong emphasis on DUI Enforcement.

The goal of the Moss Point Police Department is to increase DUI citations 10% from (102) in 2012 to 112 in FY14.

Strategy: The Moss Point Police Department will accomplish this goal through DUI enforcement, deterrence, and STEP enforcement. The agency will utilize the grant funds to conduct no less than (4) checkpoint each quarter for a total of (16) checkpoints and no less than (4) saturation patrols per quarter for a total of (16) for FY14.



Moss Point Police Department will also participate in no less than four (4) educational activities, on each quarter. Moss Point Police Department will also work with media to receive earned media efforts during blitz campaigns. The enforcement activities will support the national impaired driving campaigns as well as other state holiday enforcement periods and special events.

Use of Funds: The Agency will utilize the grant funds for the salary for (1) Full Time DUI Officer; overtime; fringe; training; and travel to conduct described program activities above and beyond the agency's daily activities and responsibilities.

**Budget: \$62,511.00 Federal Funding Source 405(d)**

---

**Project Number: 14-SA-225-1**

**Project Title: Oxford Police Department Impaired Driving Enforcement/DRE**

Location: The City of Oxford, Mississippi is located in the northwest section of the State of Mississippi. It is on the edge of what some refer to as the "hill country" part of the state. Major roadways in the area are Highway 7 and Highway 6 that intersect within the city limits. The population of Oxford is 19,393, according to the 2010 census.

Problem Identification: The recent history of Oxford is marked by several deaths that have resulted from driving under the influence. Two in this past grant cycle. Each time a tragedy has occurred the Oxford Police Department are charged with revisiting its DUI Enforcement policies and education and outreach events, as well as training. Sadly many of these incidents involve college students or young adults.

The city itself encompasses the entire University of Mississippi campus; a campus that cannot contain all of its 14,000 plus undergraduate students as housing only accommodates around 5,400. The total enrollment is over 17,000 for this past academic year. These figures indicate that there are potentially 11,000 students living in or commuting into the city of Oxford for their education, shopping and entertainment.

With the University athletics programs, the city can expect anywhere from 10,000 to 40,000 extra people on home football game weekends. On a weekend like this, the DUI enforcement unit of two officers, and our entire shift are non-stop. It is unreasonable to expect that our budget and staff reflect the needs for an exponential population surge on 7 weekends of a year.

Data: The City of Oxford had (120) alcohol related crashes, during 2010-2012. The City of Oxford is located in Lafayette County where they had (12) alcohol related fatalities of a BAC .08 or greater during 2007-2011. They are also ranked #11 for the top 25 cities and counties for serious crashes.

Goal: The overall goal of the Oxford Police Department is to reduce crashes, injuries and fatalities during FY14. The Oxford Police Department proposes to increase DUI's from (310) in 2012 to reach a goal of (500) DUI's during FY14.

Strategy: The City of Oxford will accomplish this goal through DUI enforcement, deterrence, and STEP enforcement. The agency will utilize the grant funds to conduct no less than (6)

checkpoints and (3) saturation patrols, with a minimum of (125) DUI citations during each quarter, to reach a goal of (32.4) by each full time DUI officer in FY2014.

The City of Oxford will also participate in no less than four (4) educational activities, on each quarter. The City of Oxford will also work with media to receive earned media efforts during blitz campaigns. The enforcement activities will support the national impaired driving campaigns as well as other state holiday enforcement periods and special events.

Use of Funds: The Agency will utilize the grant funds for the salary of (2) Full Time Officers; overtime; fringe; commodities; contractual services; training; and travel to conduct described program activities above and beyond the agency's daily activities and responsibilities.

**Budget: \$124,152.00 Federal Funding Source Carry Forward 410**

**Additional funding: \$7,185.00 Federal Funding Source 402**

---

**Project Number: 14-MD-226-1**

**Project Title: Pascagoula Police Department Impaired Driving Enforcement**

Location: Pascagoula is located in Jackson County and has a population of 2,620, according to the 2010 census. The area is divided by U.S. Highway 90. Highway 90 is heavily traveled daily not only with workers going to and from work, but this is a major gateway to our neighboring county which is the home of twelve casinos.

Problem Identification: The City of Pascagoula has a very heavy population of construction workers in our area. The City of Pascagoula is also the home of Ingalls Ship building the state's largest employer, along with Chevron USA refinery and several chemical plants.

The City of Pascagoula has approximately 25 business that include restaurant and bars that serve alcohol. The area is also located near casinos, beaches and many entertainment venues that serve alcohol. The area also sees lots of vehicles and tourist in the area that increases the chances of crashes, injuries and fatalities. The area also has a large attendance of holiday activities, such as Mardi Gras Season.

Data: Pascagoula Police Department is located in Jackson County. Jackson County had (109) alcohol related crashes, during 2010-2012. The area also had (39) alcohol related fatalities with a BAC .08 or greater during 2007-2011.

Jackson County is ranked #3 in the State for BAC .08+ from 2007-2011. Jackson County also #19 for the Top 25 Cities and Counties for Serious Crashes. The county is #10 for Total Crash Rate per 10,000 Population; #1 for MHP Crash Rate per 100 million VMT; #11 in Injury rate per 10,000 Population; and #1 in Injuries per mile of County Road of the Top Twenty Counties in Mississippi for Crashes.

Goal: The goal of the Pascagoula Police Department is to decrease the amount of alcohol related crashes, injuries and fatalities. The Pascagoula Police Department proposes a goal to reduce motor vehicle crashes by 10% from the (923) in FY12 to (831) by the end of FY14.

The agency also proposes to reduce the number of motor vehicle fatalities by 100% from the 2012 number of (1) to (0) by the end of FY2014 and reduce the number of motor vehicle crashes involving alcohol by 25% from (29) in FY12 to (22) by the end of FY2014.

Strategy: The Pascagoula Police Department will accomplish this goal through DUI enforcement, deterrence, and STEP enforcement. The agency will utilize the grant funds to conduct no less than (5) checkpoints and (12) saturation patrols, with a minimum of (269) DUI citations during each quarter, to reach 25% goal of (1,078) for FY2014.

Pascagoula Police Department will also participate in no less than four (4) educational activities, on each quarter. The Pascagoula Police Department will also work with media to receive earned media efforts during blitz campaigns. The enforcement activities will support the national impaired driving campaigns as well as other state holiday enforcement periods and special events.

Use of Funds: The Agency will utilize the grant funds for the salary for overtime; fringe; training; and travel to conduct described program activities above and beyond the agency's daily activities and responsibilities.

**Budget: \$51,048.00 Federal Funding Source -405(d)**

---

**Project Number: 14-MD-422-1**

**Project Title: Pearl River Valley Water Supply-Reservoir Patrol Impaired Driving Enforcement**

Location: Reservoir Police Department jurisdiction is located within five (5) counties- Madison, Rankin, Hinds, Scott and Leake. Two of the four ways across the Pearl River from the metro area- one being Spillway Road, the other Hwy 43 are within the jurisdiction of the Reservoir Patrol.

Problem Identification: The area is considered a "resort area". People from around the country come to the reservoir to participate in various events-including Pepsi Pops, the Fourth of July Celebration (firework display), fishing tournaments and many other sporting events

With our resort status, many people visit our reservoir on weekends and during the summer time. While on the water, in the heat, they consume a large amount of alcohol. This grant allows a pro-active officer looking specifically for these individuals.

Spillway Road is a hot spot- this is the main corridor from Madison County, and the most direct from people leaving Jackson headed to the reservoir. Other major roadways that are heavily traveled are Hwy 471, Hwy 25, Old Fannin Road and the Natchez Trace Parkway.

Direct traffic to the Reservoir jurisdiction includes- Shucker's, Pelican Cove, Philip's on the Rez, The Watering Hole, the 43 Club, Bonnie Blair's and Godfather's Cigar Shop. These facilities are either on or less than a half mile from our jurisdiction and the traffic has to use the Reservoir jurisdiction to get back to where they are going.

Data: According to DPS Records, Reservoir PD reported (17) alcohol related crashes from F10-FY11. Reservoir PD reported (3) alcohol related crashes in FY10; (9) alcohol related crashes in FY11; and (5) alcohol related crashes in FY12.

Reservoir Police Department is located in multiple counties: Rankin County is ranked 8th in Mississippi counties with (30) fatalities with a .08 > or greater from 2007-2011; Madison County is ranked 27th in Mississippi counties with (14) fatalities with a .08 > or greater from 2007-2011; Hinds County is ranked 1st in Mississippi counties with (90) fatalities with a .08 > or greater from 2007-2011; Leake County is ranked 40th in Mississippi counties with (14) fatalities with a .08 > or greater from 2007-2011; and Scott County is ranked 21st in Mississippi counties with 16 fatalities with a .08 > or greater from 2007-2011.

The Reservoir Patrol is located in Rankin County which is ranked #13 for Total Crash Rate per 10,000 Population Top Twenty-five Counties in Mississippi for Crashes.

Goal: To continue pro-active Alcohol countermeasures within the Pearl River Valley Water Supply District, by aggressive saturation patrols, identifying areas of concern dealing with impaired drivers, apprehending intoxicates/impaired drivers and successfully prosecuting the violations.

The department will continue to work closely with the other departments within our jurisdiction that have Alcohol Countermeasures grants- providing assistance and support for multi-jurisdictional activities related to apprehending intoxicated/impaired drivers.

The Reservoir Patrol proposes to write minimum of (30) DUI citations, during each quarter, to maintain a goal of (120) DUI citations for FY2014.

Strategy: The Reservoir Patrol Police Department will accomplish this goal through DUI enforcement, deterrence, and STEP enforcement. The agency will utilize the grant funds to conduct no less than (5) checkpoints, with a minimum of (30) DUI citations during each quarter, to reach 100% goal of (100) for FY2014.

The Reservoir Police Department will also participate in no less than four (4) educational activities, on each quarter. The Reservoir Police Department will also work with media to receive earned media efforts during blitz campaigns. The enforcement activities will support the national impaired driving campaigns as well as other state holiday enforcement periods and special events.

Use of Funds: The Agency will utilize the grant funds for the salary of (1) full time DUI Officer; overtime; fringe; training; travel; commodities; contractual services; and equipment: (2) PBT's and (2) LED Flashlights to conduct described program activities above and beyond the agency's daily activities and responsibilities.

**Budget: \$61,891.00 Federal Funding Source -405(d)**

Additional funding: \$10,000.00 Federal Funding Source 402

---

**Project Number: 14-MD-228-1**

**Project Title: Philadelphia Police Department Impaired Driving Enforcement**

Location: The City of Philadelphia encompasses 75.85 city miles and is located in Neshoba County, in District 6, Troop H in the Eastern portion of the State. Philadelphia has a population of 7,477, according to the 2010 census.

Problem Identification: The Choctaw Indian Reservation is located in Philadelphia and is home to several casinos, entertainment areas, water parks, restaurants and bars, some of which serve alcoholic beverages 24/7. With the increase of tourists and visitors to the area and alcohol accessibility, there has been an increase in the area for crashes, injuries and fatalities.

Data: The City of Philadelphia had (516) crashes in 2012, which consists of (61) injury crashes, 455 property damage crashes, and 16 crashes were alcohol related crashes. Neshoba County ranked 9<sup>th</sup> in overall crashes per 10K population in 2011 and 16<sup>th</sup> in fatalities in 2012 with (8) fatalities.

The agency made (185) DUI arrest in 2012, while conducting checkpoints/saturation patrols utilizing federally funded personnel which is down from previous year due to officer presence/deterrence.

Goal: The Philadelphia PD's overall goal is to decrease injury and alcohol related crashes in FY14 by 10% from (455) property damage crashes to (410) crashes. The Philadelphia PD also proposes to reduce alcohol related crashes from (16) to (14) in 2014 and proposes to increase DUI arrests from (185) in 2012 to (250) in 2014.

Strategy: The Philadelphia Police Department will accomplish these goals through DUI enforcement, STEP enforcement and will utilize the grant funds to conduct no less than (14) checkpoint and saturation patrols. The Philadelphia PD will also participate in no less than (4) educational activities, with (1) each quarter. Philadelphia PD will also work with media to receive earned media efforts during blitz campaigns. The enforcement activities will support the national impaired driving campaigns as well as other state holiday enforcement periods and special events.

Use of Funds: The Philadelphia Police Department will utilize the funds to continue program activities through the following: salary: (1) Full Time DUI Officer; overtime and fringe; Travel; Training; Contractual Services; and Equipment: (2) PBT.

**Budget: \$54,306.00 Federal Funding Source -405(d)**

**Additional funding: \$9,248.00 Federal Funding Source 402**

---

**Project Number: 14-MD-161-1**

**Project Title: Rankin County Sheriff's Department Impaired Driving Enforcement**

Location: Rankin County contains several major traffic arteries, including: Interstates 20 and 55, U.S. Highways 80 and 49, and State Highways 13, 18, 25, 35, 43, 468, 469, 471, and 475. Also included are several major local roadways, such as: Old Brandon Road, Old Fannin Road, Grants Ferry Road, and Spillway Road, just to name a few. The Rankin County Sheriff's Department

has primary jurisdiction on some of these major arteries, as well as secondary jurisdiction on all the others.

Rankin County consists of 806 square miles with a population of 115,327 according to the 2000 census. According to the 2010 census Rankin County has 141,000 persons, representing a 23% growth from 2000. Rankin County continues to be one the fastest growing counties in the state, with new business, restaurants, manufacturing facilities, and subdivisions popping up daily. Although still a “dry” county except for beer and light wine sales, Rankin County is bordered by several “wet” counties, making liquor readily available and easy to obtain. In addition, Rankin County is situated next to a designated tourist area on the Ross Barnett Reservoir, where alcoholic beverages are served at bars and restaurants.

Problem Identification: The Rankin County Sheriff’s Department has a force of approximately 130 sworn officers (full and part-time) assigned to: patrol, investigations, narcotics, court services, juvenile, animal control, community police, school resource, water patrol, and as of this 2011, DUI Enforcement. The patrol division staffs approximately 8 officers during the day, and 7 at night.

The Department has increased community awareness through an increased law enforcement/DUI enforcement presence and also continues to place an emphasis on DUI, seatbelt compliance and child safety seat use. In addition to highlighting the four major holidays that historically result in increased alcohol related traffic problems (New Years, Memorial Day, Fourth of July, and Labor Day), additional Traffic Safety Checkpoints, throughout the year.

The addition of DUI Enforcement Officers has allowed the Sheriff’s Office to target high traffic areas at peak times to enforce traffic and DUI laws. This office also worked with the County Prosecutor and D.A.’s office to emphasize this department’s commitment in keeping drunk drivers off the roads.

In 2012, municipalities in Rankin County passed more laws making the purchases of alcohol more available throughout the week. This ever increasing trend of making alcohol more accessible is just one reason that the Rankin County Sheriff’s Dept. is even more committed to increasing the constant pressure of officers patrolling for DUI’s in order to make our streets, roads, and highways safe.

Data: Rankin County had (30) alcohol related crashes, during 2010-2012. Rankin County had (30) alcohol related fatalities of a BAC .08 or greater from 2007-2011. Rankin County ranked #13 in Total Crash Rate per 10,000 Population and #9 for Injuries per mile of County Road of the Top Twenty Counties in Mississippi for Crashes.

Goal: The primary goal of the DUI/Drug Countermeasures is to reduce the number of fatal and injury crashes involving drivers under the influence of alcohol/drugs.

In addition the Rankin County Sheriff’s Dept. DUI unit plans on a proactive approach to educate the young people of our community on the dangers of driving under the influence of any substance.

The Rankin County Sheriff's Department proposes to increase DUI arrests by 20% from (243) in 2012 to (292) in FY2014.

Strategy: The Rankin County Sheriff's Office will accomplish its goal through DUI enforcement, deterrence, and STEP enforcement. The agency will utilize the grant funds to conduct no less than (3) checkpoints and (3) saturation patrols, with a minimum of (73) DUI citations during each quarter, to reach 50% goal of (292) for FY2014.

The Rankin County Sheriff's Office will also participate in no less than four (4) educational activities, each quarter. The Rankin County Sheriff's Office will also work with media to receive earned media efforts during blitz campaigns. The enforcement activities will support the national impaired driving campaigns as well as other state holiday enforcement periods and special events.

Use of Funds: The Agency will utilize the grant funds for the salary for (2) Full Time DUI Officers; overtime; fringe; training; travel; equipment: (8) PBT; to conduct described program activities above and beyond the agency's daily activities and responsibilities.

**Budget: \$109,567.00 Federal Funding Source -405(d)**

---

**Project Number: 14-MD-881-1**

**Project Title: Sherman Police Department Impaired Driving Enforcement/LEL Network Troop F/DRE**

Location: The Town of Sherman is located within Pontotoc County and is currently in the process of an annexation that should be complete before the October 2013, which will double the area in size. The number of miles will not be available until the annexation is complete. The population is currently 639. Sherman has recently had Highway 9 completed and has US78 and Magnolia Way which are heavily travelled areas.

Problem Identification: The area is seeing a tremendous amount of growth due to the construction of a Toyota manufacturing plant, along with other manufactures of car parts which will be working with Toyota. With the increase in jobs in the area, comes increases in traffic safety.

Data: Sherman PD had (86) DUI arrests during 2010 and 2012. There were no alcohol related crashes within Sherman, but Pontotoc County is ranked #34 in the State with (12) alcohol related fatalities with .08 BAC or greater during 2007-2011.

Goal: To maintain Sherman PD's elevated amount of DUI enforcement during the growth of the town and to enforce impaired driving laws with zero tolerance for minors. Sherman will also increase the number of agencies that report in Troop F during blitz periods. Sherman will also provide certified drug evaluation expert evaluations to local agencies. In FY14, Sherman will increase impaired driving citations by 13% from (40) to (45) grant funded citations.

Strategy: Sherman PD will accomplish these goals through LEL coordination, DUI enforcement, STEP enforcement and will utilize the grant funds to conduct not less than (16) checkpoints and (16) saturation patrols, with a minimum of four (4) high visibility DUI enforcement checkpoints

and/or saturation patrols per quarter. Sherman PD will also participate in no less than (4) educational activities, with (1) each quarter. Sherman PD will also work with media to receive earned media efforts during blitz campaigns. The enforcement activities will support the national impaired driving campaigns as well as other state holiday enforcement periods and special events.

Sherman PD will also utilize its (2) drug recognition experts to work with local agencies in the area on any call outs for back up on potential impaired driving arrests, which drugs may be involved or present.

Sherman will also participate in LEL responsibilities for LEL Troop District F, which will include hosting no less than (3) impaired driving related coordination meetings with local law enforcement. Sherman will also work closely with the Law Enforcement Liaison programs and the MOHS with the coordination of LEL responsibilities.

Use of Funds: The agency will utilize the grant funds for the salary for overtime for DRE responsibilities; overtime for LEL responsibilities; overtime; fringe; training; travel, contractual services; and equipment: (2) flare kits, (2) PBT's; (1) In Car Camera and (1) electronic tablet to conduct described program activities above and beyond the agency's daily activities and responsibilities.

**Budget: \$53,905.00 Federal Funding Source -405(d)**

Additional Funds: \$10,002.00 Federal Funding Source 402

---

**Project Number: 14-MD-164-1**

**Project Title: Simpson County Sheriff's Office Impaired Driving Enforcement**

Location: Simpson County is located in District 1, Troop C in the Central region of the State. Simpson County has a population of 29,000, according to the 2010 census. The County encompasses 928 county miles, 591 square miles. Major roadways in the area are Highway 49, which runs through the county with a high flow of traffic 24/7 running and is the main highway for travelers who are traveling to and from the MS Gulf Coast.

Problem Identification: Simpson County is a "dry" county and continues to have a serious problem with motorists driving under the influence of alcohol and other substances as reflected by the number of DUI citations written in the previous three years. Our county has several major highways throughout the county which are heavily traveled by motorists driving under the influence. Highway 49 runs through the county with high traffic flow from Memphis/Jackson to the Gulf Coast Area. Highway 13 and Highway 28 run through the county and connect with Highway 49. Simpson County must continue providing the highly trained DUI Enforcement Unit to respond adequately to the large number of DUI cases that occur within the county, the ever increasing number of DUI other to continue enhanced enforcement of MS DUI laws.

Data: Simpson County had (116) crashes in 2012, which consisted of (34) injury crashes, (81) property damage crashes, and (1) fatal crash. Simpson County had (9) alcohol related crashes from 2010-2012.



Simpson County ranked 29<sup>th</sup> for fatality crashes in 2012. The agency made (274) DUI arrest in 2012 conducting checkpoints/saturation patrols utilizing federally funded personnel.

Goal: The Simpson County Sheriff's Department's overall goal is to decrease 2012 fatal crashes from (1) in 2012 to (0) in FY14. Simpson County would also like to decrease injury crashes by 10% from (34) to (31), reduce property damage crashes from (81) to (72) and reduce alcohol related crashes by from (6) to(4) by the end of FY14 by conducting alcohol and drug impaired program activities.

The Simpson County Sheriff's Department's proposes to increase DUI AL/Drug arrests from (274) in 2012 to (301) in FY14.

Strategy: Simpson County Sheriff's Department will accomplish these goals DUI enforcement, STEP enforcement and will utilize the grant funds to conduct not less than (14) checkpoints and saturation patrols.

Simpson County Sheriff's Department's will also participate in no less than (4) educational activities, with (1) each quarter. Simpson County Sheriff's Department's will also work with media to receive earned media efforts during blitz campaigns. The enforcement activities will support the national impaired driving campaigns as well as other state holiday enforcement periods and special events.

Use of Funds: The agency will utilize the grant funds for the salary for (2) DUI officers; overtime; fringe; training; travel, contractual services; and equipment: (6) PBT's to conduct described program activities above and beyond the agency's daily activities and responsibilities.

**Budget: \$102,609.00 Federal Funding Source -405(d)**

---

**Project Number: 14-MD-231-1**

**Project Title: Starkville Police Department Impaired Driving Enforcement/LEL Network Troop G/DRE**

Location: The City of Starkville with a population of just over 25,000, is a growing city in North Central Mississippi. According to the last census, Starkville has become the 14<sup>th</sup> largest city in the State of Mississippi.

Starkville is the county seat of Oktibbeha County and home to the largest university in the state, Mississippi State University, with a student population of over 20,000. Mississippi State University has 92 countries represented by students and staff who contribute to a unique small town culture.

Starkville also has four major highway systems that intersect inside the corporate limits. These are US Highway 82 and US Highway 12 that are east west highways, and MS Highway 25 and MS Highway 389 that are north south highways. Three of the above mentioned highways are four lane highways with one being both four and two lane in some areas

Problem Identification: Starkville has seen an increase in population within the city and an increase in enrollment at Mississippi State University. Starkville is the hub of the Golden

Triangle area, being located within twenty-five miles of Columbus and West Point. The City of Starkville, in addition to being the home to Mississippi State University, is also within twenty-five minutes of Mississippi University for Women and East Mississippi Community College. Starkville is also home to 1 public high school, 2 private high school, 6 public primary/middle schools and 2 private primary/middle schools.

During the school year, Starkville is host to thousands of visitors for various reasons including college sporting events, concerts, festivals and business events. Art and music festivals, such as Down in the District and Bulldog Bash, also bring a large number of visitors to the area. Estimated attendance at the Bulldog Bash, held in September 2012, was 30,000. The university and local businesses also host meetings and conferences throughout the year. During the past year, more bar and club establishments have been opened, cold beer sales were approved by the board of aldermen and bar hours were extended on the weekends as well in recent years. With the wide variety of the types of clubs, the nightlife in Starkville has grown and multiplied. In addition to festivals, concerts, rallies and sporting events, Starkville has become known as a place of rest and relaxation. Whether attending an event or relaxing and vacationing in town, the increased number of residents and visitors along with the extended club hours has increased the number of tickets and DUI citations consistently over the past years.

Starkville in recent years has also seen a drastic increase with those under the influence of either illegal or prescription narcotics. Due to this new trend SPD sent two officers to training in the field of Drug Recognition with one member now being invited to become an instructor. This additional knowledge has held in identifying those driving impaired for either alcohol or narcotics.

Data: During 2010-2012, Starkville had (1,211) DUI arrests and (78) alcohol related crashes. Oktibbeha County was ranked #46 in the State with (9) alcohol related fatalities with a BAC of .08 or greater during 2007-2011. Oktibbeha County is ranked #8 for crashes and Starkville is ranked #16 for serious injury crashes.

Goal: The increase in safety checkpoints will allow officers to spend time to make contact with a majority of the public to get the message out that if apprehended DUI offenders will be prosecuted. DUI enforcement officers will continue to strive to maximize the enforcement given in the field of DUI enforcement as well as the officers that work overtime through the grant.

The overall goals of this project are to increase DUI deterrence via education, DUI patrol and roadside safety checkpoints. Expectations of the project are an increase in DUI citations as well as other violations commonly seen with alcohol violations. This extra enforcement as well will assist the department in lowering collisions within our jurisdiction.

In FY14, the Starkville PD will increase the number of DUI citations by 10% from (467) to (500) grant funded citations.

Strategy: Starkville PD will accomplish these goals through LEL coordination, DUI enforcement, STEP enforcement and will utilize the grant funds to conduct not less than (20) checkpoints and (16) saturation patrols, with a minimum of four (4) high visibility DUI enforcement checkpoints and/or saturation patrols per quarter. Starkville PD will also participate in no less than (16) educational activities, with (4) each quarter. Starkville PD will also work

with media to receive earned media efforts during blitz campaigns. The enforcement activities will support the national impaired driving campaigns as well as other state holiday enforcement periods and special events.

Starkville will also utilize its (2) drug recognition experts to work with local agencies in the area on any call outs for back up on potential impaired driving arrests, which drugs may be involved or present.

Starkville will also participate in LEL responsibilities for LEL Troop District G, which will include hosting a no less than (3) impaired driving related coordination meetings with local law enforcement. Starkville will also work closely with the Law Enforcement Liaison programs and the MOHS with the coordination of LEL responsibilities.

Use of Funds: The agency will utilize the grant funds for the salary for (2) DUI enforcement officers; overtime for DRE responsibilities; overtime for LEL responsibilities; overtime; fringe; training; travel, contractual services; and equipment: (10) PBT's; (20) Personal audio/video recorders; and (1) electronic tablet to conduct described program activities above and beyond the agency's daily activities and responsibilities.

**Budget: \$145,830.00 Federal Funding Source -405(d)**  
**Additional funds: \$26,456.00 Federal Funding Source 402**

---

**Project Number: 14-MD-926-1**  
**Project Title: Thompson Consulting Group**

Location: Thompson Consulting Group is a statewide organization designed to improve the processing and disposition of DUI cases. Thompson Consulting will work with all Justice and Municipal Courts for processing DUI court case disposition in the State of Mississippi.

Problem Identification: The adjudication process for the courts need to be able to monitor and provide timely results of DUI court dispositions to the Mississippi Department of Public Safety.

The court has the specific responsibility (Mississippi Code of 1972, 63-11-37) of ensuring that the dispositions of DUI cases are returned to the Mississippi Department of Public Safety, Highway Patrol within five (5) days by mail. In addition, Mississippi Code of 1972, 63-9-17 (6), states that, failure for any judicial officer to comply with these disposition requirements constitutes misconduct. Timely and accurate dispositions of DUI cases are important to the State Traffic Records systems and the Outreach and Public Education projects designated by the Mississippi Office of Highway Safety.

The Court Disposition of DUI arrests filed in the Mississippi Justice and Municipal Courts are not being returned to the Mississippi Department of Public Safety in a timely or systematic manner utilizing the U. S. Mail.

Data:

### DUI Arrests

Fiscal Year:	Adult DUI	Under 21 DUI
--------------	-----------	--------------

<b>2010</b>	16,967	1,538
<b>2011</b>	15,524	1,423

**DUI Dispositions**

<b>Fiscal Year:</b>	<b>Guilty</b>	<b>Not Guilty</b>	<b>Dismissed</b>
<b>2010</b>	16,520	2,333	122
<b>2011</b>	14,943	2,141	121

Goal: The goal of the Thompson Consulting Group is to research, survey and make recommendations to the Mississippi Office of Highway Safety for funding of specific technology equipment for Municipal and Justice Courts, to improve the processing and disposition of DUI cases to the Mississippi Department of Public Safety, Highway Patrol.

Strategy: Thompson Consulting Group will use the following strategies to reach the goals during FY14. The Thompson Consulting Group will conduct a technology needs assessment of Justice and Municipal Courts who's law enforcement agencies are receiving DUI Enforcement Highway Funding; determine the type of software systems and computer equipment being utilized by the Justice and Municipal Courts; determine what equipment is needed to capture Court DUI data files for electronic transmission to the Mississippi Highway Patrol.

The agency will also determine if a software interface can be created to transfer current DUI court electronic data or DUI court documents to the Mississippi Highway Patrol; compile a cost list of specific technology equipment needed for court electronic data transfer. i.e. Software, Interface, Scanners, Computers, Monitors, etc.; create standards for electronic DUI court records transfer to the Mississippi Highway Patrol; and create a method for tracking DUI cases filed and adjudicated in court.

Use of Funds: The agency will use grant funding for (1) program manager; fringe; travel; training; contractual services and commodities to perform duties of the grant.

**Budget: \$110,619.00 Federal Funding Source 405**

**Project Number: 14-MD-131-2**

**Project Title: Tunica County Sheriff's Department Impaired Driving Enforcement**

Location: Tunica County is located in the northern part of the State and has a population of 10,778, according to the 2010 census. Tunica County has several heavily travelled roadways which include U.S. Interstate 69, U.S. Highway 61, Mississippi Highway 4, Mississippi Highway 3 and Mississippi Highway 301.

Problem Identification: Tunica County is known as the South's casino capital with nine (9) casinos in the county and one (1) in nearby Coahoma County, south of Tunica. It is the largest

casino resort between Las Vegas and Atlantic City. In addition to casinos; Tunica also has championship golf and tennis. Tunica is also a fast growing entertainment destination with more headline entertainment than anywhere else in mid-America. Tunica Mississippi has more than ten (10) million visitors a year along with 15,000 tour buses traveling through the roadways annually.

With the increase in tourists to the casinos and entertainment in the area, there is also an increase in alcohol consumption to the number of bars and restaurants that serve alcoholic beverages in the area during all hours. The increase in alcohol consumption increases the chances of impaired driving.

Data: The Tunica County had (75) alcohol related crashes, between 2010-2012. Tunica County also had (12) alcohol related fatalities with a BAC .08+ or greater during 2007-2011.

Tunica County is ranked #36 in the State for BAC .08+ from 2007-2011. The County also ranked #6 for Total Crash Rate per 10,000 Population; #1 in Injury Rate per 10,000 Population; #3 in Injures per Mile of County Road of the Top Twenty Counties in Mississippi for Crashes.

Goal: The overall goal of the Tunica County Sheriff's Office is to reduce the number of alcohol related accidents and injuries in Tunica County. In FY14, the Tunica County Sheriff's Department will increase DUI citations from (139) in 2012 to (200) grant funded citations.

Strategy: The agency will utilize the grant funds to conduct no less than (4) checkpoints and (2) saturation patrols, each quarter. The Tunica County Sheriff's Office will also participate in no less than four (4) educational activities, on each quarter. The Tunica County Sheriff's Office will also work with media to receive earned media efforts during blitz campaigns.

Use of Funds: The Agency will utilize the grant funds for the salary of (2) fulltime DUI Officers; overtime; training and travel to conduct described program activities above and beyond the agency's daily activities and responsibilities.

Budget: **Budget: \$84,742.00 Federal Funding Source -405(d)**

---

**Project Number: 14-SA-412-1**

**Project Title: USM Law Enforcement Liaison (LEL) Impaired Driving Training Program**

Location: The LEL training program is a statewide program providing training all over the State.

Problem Identification: Injuries and fatalities to drivers and passengers including teens, as well as injuries and fatalities to the motorcyclist driver and rider have also been identified as emerging traffic safety issues that need to be addressed. Mississippi has also identified a declining conviction rate in DUI cases which can be aided by the implementation of law enforcement phlebotomy and no refusal weekends. The Law Enforcement Liaison project will play an integral part in the development and implementation of safety countermeasure training and outreach information disbursement regarding all identified traffic safety issues through all traffic safety partners.

The Mississippi Law Enforcement Liaison staff members are continually evaluating Mississippi's current and trending traffic safety issues as well as problem identification so that

appropriate countermeasures may be developed and utilized. Mississippi's need for Standardized Field Sobriety Testing, Complete Traffic Stops, Traffic Occupant Protection Strategies, Child Passenger Safety Technician, Advanced Roadside Impaired Driving Enforcement and Drug Recognition Expert training are still recognized as effective traffic safety countermeasures and will continue to be offered by the Law Enforcement Liaison project.

Data: In 2011, there were 9,878 drunken driving crashes in the United States, which equates to one death every 53 minutes from an alcohol-related traffic crash. There were 2,573 alcohol related crashes in FY 11 for MS. Underage drinking and driving continues to be a major traffic safety problem.. Alcohol is the most commonly used and abused drug among youth in the U.S., more than tobacco and illicit drugs. In Mississippi, the percentage of total minors with DUIs is greater than 6.1%. Mississippi underage drivers accounted for 8% of the total Mississippi drivers arrested for DUI in 2011.

In fatal crashes in 2010, the highest percentage of drunk drivers was for drivers ages 21 to 24 (34%), followed by ages 25 to 34 (30 %) and 35 to 44 (25 %), according to MADD.

Nevertheless, drivers between the ages of 16-20 were responsible for 653 alcohol related crashes from 2010-2012. Within the same period, the MHSP statistics provide that 6 fatal alcohol-related crashes and 88 that resulted in injuries were caused by drivers in that same age group. Fatalities and injuries aside, the MHSP data shows that 4,230 DUI citations were written to drivers under the age of 21 from 2010-2012.

This accounts for 8.2% of the total DUI arrests for Mississippi drivers within the 3-year span. These numbers reveal a larger problem with the youth of Mississippi and across the United States—a problem that will likely carry over into their adult lives if not acknowledged.

Training law enforcement officers to recognize the emerging trends in traffic safety, certifying officers in courses needed for safety and enforcement will help the State to be able to enforce traffic safety laws.

Goal: The goal of the Law Enforcement Liaison Project is to provide technical assistance and training to law enforcement agencies throughout the State, disseminate information related to traffic safety, and promote Mississippi Office of Highway Safety (MOHS) and National Highway Traffic Safety Administration's (NHTSA) National Campaign messages across the State in the areas of Occupant Protection, Standardized Field Sobriety, impaired driving and other highway safety related problems and issues.

Strategy: The LEL office will oversee and coordinate Standardized Field Sobriety Testing training (approximately 16 classes), Standardized Field Sobriety Testing Refresher Certification (approximately 16 classes), Complete Traffic Stops (approximately 4 classes), Advanced Roadside Impaired Driving Enforcement (approximately 8 classes), Standardized Field Sobriety Testing Instructor (approximately 1 class); Mobile Video Practitioners Training (approximately 1 class) and Drug Recognition Expert Training (approximately 1 class). Implement law enforcement phlebotomy training and development of no refusal protocol and standard operating procedures.

Oversee and coordinate statewide Traffic Occupant Protection Strategies included within the 16 Standardized Field Sobriety Testing training classes, as well as additional Traffic Occupant Protection Strategies training sessions at the request of the Law Enforcement Liaison Troop

Coordinator during Troop Traffic Enforcement Network meetings/luncheons; as well as, providing in-service training for individual agencies upon agency request.

Disseminate and assist law enforcement agencies in promoting and extending all National Highway Traffic Safety Administration (NHTSA) National Campaign messages, provide Public Information and Education campaigns, traffic enforcement safety checkpoints, DUI saturation patrols, safety fairs and other various community presentations as needed during the year through the statewide Law Enforcement Liaison network, Mississippi Association of Chiefs of Police, Mississippi Sheriff's Association, Mississippi Association of Highway Safety Leaders and all other available avenues of information sharing.

Use of Funds: The agency will utilize the grant funds for the salary for (1) Director/Instructor; (1) Deputy Director/Instructor; (2) Trainers/Instructors; (1) Administrative Assistant; (1) Office Manager; (1) Part-Time University Advisor ; fringe; training; travel, contractual services; and equipment: (1) portable projector; digital camera; (1) video camera; and (1) desk top computer, to conduct described program activities above and beyond the agency's daily activities and responsibilities.

**Budget: \$726,766.00 Federal Funding Source 410 Carry Forward**

---

**Project Number: 14-MD-182-1**

**Project Title: Yazoo County Sheriff's Department Impaired Driving Enforcement**

Location: Yazoo County is located in District 1, Troop C in the Central region of the State. Yazoo County has a population of 29,000, according to the 2010 census and encompasses 919.48 square miles. Major roadways in the area are U.S. Highway 49.

Problem Identification: Yazoo County is "wet" and home to world famous Bentonian blues, world championship winning Ubon's Barbecue, famous literary and political figures such as former Governor Hailey Barbour, unique art, and a living history like nowhere else in Mississippi. Whether your interests are in Civil War history, African American history and heritage, hunting and fishing, or just taking in the historical sites, you can soak up some of what interests you in Yazoo!

Yazoo County had (71) crashes in 2012 which consists of (24) injury, (43) property damage, and (4) fatal crashes which were alcohol related fatalities. Yazoo County had (11) alcohol related crashes from 2010 to 2012 and has had (10) alcohol related fatalities with BAC of .08 or greater from 2007 to 2011. Yazoo County ranked 34<sup>th</sup> for fatality crashes in 2012.

The agency made (92) DUI arrests in 2012 conducting checkpoints/saturation patrols utilizing federally funded personnel.

Data: Yazoo County had (71) crashes in 2012 which consists of (24) injury crashes, (43) property damage crashes, and (4) fatal crashes, which were alcohol related fatalities. Yazoo County had (11) alcohol related crashes from 2010 to 2012 and has had (10) alcohol related fatalities with BAC of .08 or greater from 2007 to 2011.

Yazoo County ranked 34<sup>th</sup> for fatality crashes in 2012. The agency made (92) DUI arrest in 2012 conducting checkpoints/saturation patrols utilizing federally funded personnel.

Goal: The Yazoo County Sheriff's Department's overall goal is to decrease 2012 fatal alcohol related crashes from (4) in 2012 to (0), decrease injury crashes by 10% from (71) to (64) and reduce property damage crashes from (43) to (39) by the end of FY14.

The Yazoo County Sheriff's Department proposes to increase DUI AL/Drug arrests from (92) in 2012 to (120) in 2014.

Strategy: Yazoo County Sheriff's Department's will accomplish these goals through DUI enforcement, STEP enforcement and will utilize the grant funds to conduct not less than (14) checkpoints and saturation .

Yazoo County Sheriff's Department's will also participate in no less than (4) educational activities, with (1) each quarter. Yazoo County Sheriff's Department's will also work with media to receive earned media efforts during blitz campaigns. The enforcement activities will support the national impaired driving campaigns as well as other state holiday enforcement periods and special events.

Use of Funds: The agency will utilize the grant funds for the salary for (1) Full Time DUI officer; fringe; training; travel, commodities; contractual services; and equipment: (1) PBT and (1) alcohol Passive sensor to conduct described program activities above and beyond the agency's daily activities and responsibilities.

**Budget: \$40,657.00 Federal Funding Source Map 21(d)**



<b>Impaired Driving Funds-410 Funds</b>	<b>Impaired Enforcement Projects &amp; Budget Category(s)</b>	<b>Federal</b>	<b>Match</b>	<b>Local Benefit</b>
Columbia Police Dept. LEL Project 14-SA-262-1	Personnel: (2) Full Time DUI Officers; Overtime LEL Responsibilities; Overtime and Fringe; Training; Travel; Contractual Services; and 3 LEL Luncheons; and Equipment: (2) Lap Top Computers; (4) Flashlights; (3) Safety Light kits; (1) Tablet for LEL Responsibilities	\$116,700.00	\$87,525.00	\$0.00
MS State University-SSRC 14-SA-401-2	E-Citation. Alcohol DUI Citation. Personnel: (1) Full Time Project Director; (1) Full Time Alcohol Field Specialist; (1) Par Time Research Associate; Fringe; Training; Travel; Contractual Services; Printing; and Indirect cost	\$611,388.00	\$458,541.00	\$0.00
USM LEL Project 14-SA-412-1	(1)Director/Instructor;(1) Deputy Director/Instructor; (2) Trainers/Instructors; (1) Administrative Assistant; (1) Office Manager; (1) Part-Time University Advisor ; fringe; training; travel, contractual services; and equipment: (1) portable projector; digital camera; (1) video camera; and (1) desk top computer	\$726,766.00	\$545,074.50	\$0.00
Oxford Police Dept. Enforcement/DRE 14-SA-225-1	Personnel: (2) Full time DUI Officer, Overtime and Fringe; Training; Travel; Commodities and Contractual Services	\$124,152.00	\$93,114.00	\$0.00
<b>TOTAL 410</b>		<b>\$1,579,006.00</b>	<b>\$458,541.00</b>	<b>\$0.00</b>

<b>Impaired Driving Funds-405(d) Funds</b>	<b>Impaired Enforcement Projects &amp; Budget Category(s)</b>	<b>Federal</b>	<b>Match</b>	<b>Local Benefit</b>
Carroll County S.O. 14-MD-108-1	Personnel: (1) Full Time DUI Officer; Part Time Case Manager; Overtime; Fringe; Training; Travel; Contractual Services; Equipment: (1) PBT	\$61,266.00	\$12,253.20	\$0.00
Desoto County S.O. 14-MD-117-1	Personnel: (3) Full Time DUI Officers; Fringe; Training; and Travel	\$157,433.00	\$31,486.60	\$0.00
Florence Police Dept. 14-MD-277-1	Personnel: (1) Full time DUI Officer, Overtime and Fringe; Training; and Travel	\$48,687.00	\$9,737.40	\$0.00
Flowood Police Department 14-MD-278-1	Personnel: Overtime; Fringe; Training and Travel	\$51,705.00	\$10,341.00	\$0.00
Forrest County District Attorney 14-MD-118-1	Personnel: 75% Salary for (1) Assistant District Attorney; Fringe; Travel and Training	\$94,091.00	\$18,818.20	\$0.00
Greenville Police Dept. 14-MD-212-1	Personnel: (1) FT Officer, Overtime and Fringe; Training; Travel; Contractual Services; and Equipment: (1) In Car Camera, (2) PBT, (1) Laptop and (1) Mounting Equipment for Computer	\$64,205.00	\$12,841.00	\$0.00
Greenwood Police Dept. LEL Project 14-MD-213-1	Personnel: (1) Full Time DUI Officer, Overtime; Overtime for LEL Responsibilities; Fringe; Training; Travel; Contractual Services and Equipment: (2) PBT, (1) Tablet for LEL Duties; and DUI Outreach Trailer; and (3) LEL Luncheons	\$72,220.00	\$14,444.00	\$0.00
Gulfport Police Dept. 14-MD-214-1	Personnel: (2) DUI Officer, Overtime; Overtime for LEL Responsibilities; Fringe; Training; Travel; Training; Contractual Services; and Equipment: 1 Tablet for LEL Duties; (3) LEL Luncheons	\$151,775.00	\$30,355.00	\$0.00
Hancock County S.O. 14-MD-123-1	Personnel: (1) Full time DUI Officers, Part Time Grant Administrator, Overtime, Overtime for DRE and Fringe; Training; Travel; Contractual Service; and Equipment: (1)In Car Camera, (2) PBT; (1)Laptop Computer	\$117,673.00	\$23,534.60	\$0.00

Hattiesburg Police Dept. 14-MD-215-1	Personnel: (1) Full Time DUI Officer; Overtime; Fringe; Training; Travel; Contractual Services; and Equipment: (1) Desktop Computer	\$94,859.00	\$18,971.80	\$0.00
Hinds County S.O. LEL Project 14-MD-125-1	Personnel: (3) Full Time DUI Officers; Part time Coordinator; Overtime; Overtime- LEL Responsibilities; Fringe; Training; Travel; Training; Contractual Services; Equipment:(1) Laptop; (5) PBTs; (3) Digital Cameras; (1) Tablet for LEL Duties and (3) LEL Luncheons	\$194,647.00	\$38,929.40	\$0.00
Horn Lake Police Dept. LEL Project 14-MD-218-1	Personnel: (2) Full Time DUI Officers; Portion of Grant Coordinator; Overtime; Overtime for LEL Responsibilities; Fringe; Training; Travel; Contractual Services; and Equipment: (150) Traffic Cones; (10) Barricades; (1) Tablet for LEL Duties; (3) LEL Luncheons	\$162,131.00	\$32,426.20	\$0.00
Judicial Liaison Project 14-MD-410-7	Personnel: Salary; Fringe; Travel; Training; Supplies; Contractual Services; Equipment: (1) Lap Top and (1) Printer	\$128,250.00	\$25,650.00	\$0.00
Lauderdale County S.O. 14-MD-138-1	Personnel: (2) Full time DUI Officer, Overtime and Fringe; Training and Travel	\$110,131.00	\$22,026.20	\$0.00
Long Beach Police Dept. 14-MD-203-1	Personnel: (1) Full time Officer, Overtime and Fringe; Training; Travel; Contractual Services; and Equipment: (1) In car Camera, (1) Lapel Camera	\$56,286.00	\$11,257.20	\$0.00
Madison County S.O. 14-MD-145-1	Personnel: Overtime and Fringe; Travel; Commodities; Contractual Services; and Equipment: (4) PBT	\$92,405.00	\$18,481.00	\$0.00
Madison Police Dept. 14-MD-302-1	Personnel: (1) Full Time DUI Officer, Overtime and Fringe; Training; Travel; Commodities; Contractual Services	\$67,062.00	\$13,412.40	\$0.00
Marion County S.O. 14-MD-146-1	Personnel: (1) Full time DUI Officer, Overtime and Fringe; Training; Travel; Contractual Services; and Equipment: (4) Flare Kits and (2) PBT	\$59,277.00	\$11,855.40	\$0.00
McComb Police Dept. 14-MD-300-1	Personnel: Overtime; Overtime for LEL Responsibilities; Fringe; Training; Travel; Contractual Services; Equipment: (1) Tablet for LEL Duties; and (3) LEL Luncheons	\$19,257.00	\$3,851.40	\$0.00
Meridian Police Dept. LEL Project 14-MD-222-1	Personnel: 2 Full Time DUI Officers, Overtime-HVE; DRE Responsibility; LEL Responsibilities; Fringe; Training; Crime Lab Fees; Travel; Equipment: (1)Desk Top Computer; (2) PBT; (2) In Car Cameras; 1 Tablet for LEL Duties; and (3) LEL Luncheons; Commodities; Contractual Services.	\$143,736.00	\$28,747.20	\$0.00

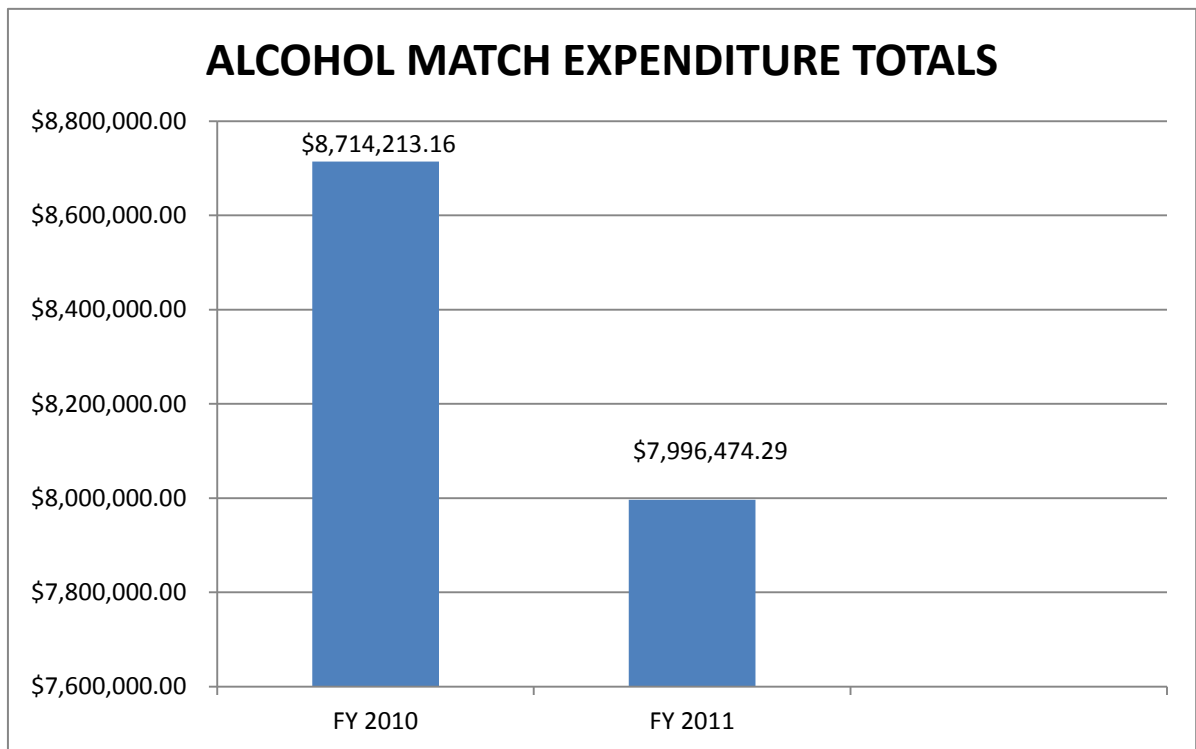
MS Attorney General's Office Traffic Safety Resource Prosecutor 14-MD-402-1	Personnel: (1) Full Time TSRP, (1) Administrative Assistant; (2) Part time Law Clerks; Fringe, Travel, Training, Supplies; and Contractual, Commodities	\$257,458.00	\$51,091.60	\$0.00
MOHS Impaired Driving Assessment Program 14-MD-410-X	Impaired Driving Assessment Costs and Expenses of the Assessment	\$30,000.00	\$6,000.00	\$0.00
MOHS Impaired Driving Coordination and Program Management 14-MD-410-2	Impaired Driving Coordination Project Personnel: Portion of Salary for Statewide Coordinator, and 2 Program Managers; Commodities; and Contractual Services	\$530,924.00	\$106,184.80	\$0.00
MOHS Impaired Driving Paid Media 14-MD-410-3	Drive Sober or Get Pulled Over Paid Media Program	\$1,500,000.00	\$300,000.00	\$0.00
MS State University - SSRC Training 14-MD-401-1	Personnel: (1) Full Time Project Director; Fringe; Travel; Training, Supplies, and Contractual Services	\$354,619.00	\$70,923.80	\$0.00
Moss Point Police Dept. 14-MD-312-1	Personnel: (1) Full Time DUI Officer; Overtime; Fringe; Training and Travel	\$62,511.00	\$12,502.20	\$0.00
Pascagoula Police Dept. 14-MD-226-1	Personnel: Overtime and Fringe; Training; and Travel	\$51,048.00	\$10,209.60	\$0.00
Pearl River Valley Water/Reservoir Police Dept. 14-MD-422-1	Personnel: (1) Full time DUI Officer, Overtime and Fringe; Contractual Services; and Equipment: (2) PBT, (2) Flashlights	\$61,891.00	\$12,378.20	\$0.00
Philadelphia Police Dept. 14-MD-228-1	Personnel: (1) Full time DUI Officer, Overtime and Fringe; Training; Travel; Contractual Services; and Equipment: (2) PBT	54,306.00	\$10,861.20	\$0.00
Rankin County S.O. 14-MD-161-1	Personnel: (2) Full time DUI Officer, Overtime and Fringe; Training; Travel; Contractual Services; and Equipment: (8) PBT	\$109,567.00	\$21,913.40	\$0.00

Sherman Police Dept. LEL Project 14-MD-881-1	Personnel: Overtime; Overtime-HVE; DRE Responsibility; LEL Responsibilities; Fringe; Training; Travel; Commodities; Contractual Services; Equipment: (2) Flare Kits, (1) In Car Camera; (2) PBT; (1) Tablet for LEL Duties; and (3) LEL Luncheons	\$53,905.00	\$10,781.00	\$0.00
Simpson County S.O. 14-MD-164-1	Personnel: (2) DUI Officers, Overtime and Fringe; Training; Travel; Contractual Services; and Equipment: (6) PBT	\$102,609.00	\$20,521.80	\$0.00
Starkville Police Dept. LEL Project 14-MD-141-1	Personnel: (2) DUI Officer, Overtime-HVE/DRE; Overtime; Overtime for LEL Responsibilities; Fringe; Training; Travel; Contractual Services; Equipment: (1) Tablet for LEL Duties; (20) Lapel Video Recorders; (10)PBT; and (3) LEL Luncheons	\$145,830.00	\$29,166.00	\$0.00
Thompson Consulting Group 14-MD-926-1	Personnel: (1) Full Time Director; Part time Assistant; Fringe; Travel; Supplies; Contractual Services	\$110,619.00	\$22,123.80	\$0.00
Tunica County S.O. 14-MD-131-2	Personnel: (2) DUI Officers, Overtime; Fringe; Training and Travel	\$84,742.00	\$16,948.40	\$0.00
Yazoo County S.O. 14-MD-182-1	Personnel: (1) Full time DUI Officer, and Fringe; Equipment: (1)PBT; Commodities; and Contractual Services	\$40,657.00	\$8,131.40	\$0.00
<i>TOTAL 405(d)</i>		\$5,350,529.00	\$560,414.60	\$0.00

### Maintenance of Effort for Impaired Driving:

<b>MOHS 2010 / 2011 Alcohol Maintenance of Effort</b>				
Project	Program	Match Amounts		
		2010	2011	
University of MS (HFR)	410 AL		\$ 75,000.00	
MHP IMP DRV ACTIVITY	IMP DRV	\$ 8,714,213.16	7,921,474.29	
MS CRIME LAB	IMP DRV		\$ 816,417.52	
<b>TOTALS</b>		<b>\$ 8,714,213.16</b>	<b>\$ 8,812,891.81</b>	<b>\$ 17,527,104.97</b>
<b>AVG FY10/FY11</b>				<b>\$ 8,763,552.49</b>

	FY 2010	FY 2011	
<b>TOTALS</b>	<b>\$ 8,714,213.16</b>	<b>\$ 7,996,474.29</b>	



## **Occupant Protection**

### **Mississippi Statewide Occupant Protection Plan For 2014**

#### **Problem Identification:**

Occupant Protection continues to be a priority emphasis area for NHTSA and for the Mississippi Office of Highway Safety (MOHS). The current seat belt usage rate for Mississippi is 83.2%. Law enforcement officers continue to issue seat belt and child restraint citations throughout the year and during the National *Click It or Ticket* campaign.

In addition to traditional enforcement, FARS data shows the need for the MOHS to focus on nighttime seat belt enforcement. In 2009, 70% of known passenger vehicle deaths were unbelted; 27% died unrestrained between the hours of 6pm to midnight and another 30% died between noon and 6pm. The State's overall unrestrained passenger fatalities continue to be on a downward trend, however, nighttime unrestrained occupants remain to be an issue in the State. Nighttime seat belt enforcement is an emphasis area and MOHS will continue to promote best practice for nighttime enforcement activities by law enforcement.

Paid media campaigns continue to be aired prior to and during the national CIOT campaign. New media messages are continually being reviewed, developed and implemented, including nighttime enforcement, to get the remaining 18.2% of the population to wear seat belts through education, outreach, media and enforcement activities. Teen drivers are especially vulnerable with their lack of driving experience and will continue to be an emphasis area for occupant protection.

The MOHS has been operating under a Seatbelt State Action Plan prescribed by NHTSA for increasing safety belt numbers and improving the overall seatbelt program. A copy of the Seatbelt State Action Plan is included. (See MOHS-Appendix-Occupant Protection-A)

A copy of the Mississippi Occupant Protection Plan, which includes Click It or ticket, Enforcement, Child Restraint, Inspection Stations are incorporated in reference here on pages 3-19 of the 405(b) Application.

#### **Programs and Projects:**

As part of the 405(b) application, the Occupant Protection Plan is incorporated by reference, see 405(b) pages 3-6.

There are approximately forty-eight (48) occupant protection enforcement projects and programs being implemented in MS during FY14. These consist of the following types of programs and projects: enforcement, public information/outreach, education and training. The MOHS funds approximately officers in the State, the MS Law Enforcement Liaison (LEL) Office, including nine (9) LEL Troop Network Coordinators assigned to each of the nine (9) troop districts throughout the State, Social Science Research Center conducted by Mississippi State University (MSU), and many others.

The MS LEL Office conducts training for law enforcement agencies throughout the State. The MOHS, along with all funded agencies, will implement activities in support of national highway safety goals to reduce motor vehicle related fatalities according to their specific funding source. Programs that will be used to increase seatbelt use include; paid media, enforcement of primary seat belt laws and participation in State and national mobilizations. All awarded contracts are required to complete the HVE Compliance form of the contract which defines the mobilizations and sustained enforcement activities. Additionally, the MOHS will be conducting the annual statewide safety belt use survey in accordance with criteria established by the Secretary for the measurement of State safety belt use rates. The survey will ensure that the measurements accurately represent the State's seat belt usage rate.

#### Goals and Strategies for FY14:

##### C-4 Core Outcome Measure/Unrestrained Passengers:

To decrease the number of unrestrained passenger vehicle occupant fatalities in all seating positions 10% from the 2011 base calendar year of 305 to 275 by end of FY14. To decrease the number of unrestrained passenger vehicle occupant fatalities by an additional 5% for a long term goal of 262 by the end of 2015.

##### C-9 Core Outcome Measure/Under 21:

To decrease the number of drivers aged 20 or younger involved in fatal crashes by 15% from the 2011 calendar year baseline of 87 to 74 by end of FY14. To decrease the number of drivers aged 20 or younger by an additional 5% for a long term goal of 70 by the end of 2015.

##### Achievement Measure/Seat Belts:

To increase the number of seatbelt citations issued during grant-funded enforcement activities by 10% from 26,375 in 2011 to 29,013 by the end of FY14. To increase the number of seatbelt citations issued during grant funded activities by an additional 5% for a long term goal of 30,464 by the end of 2015.

#### **FY14 Occupant Protection Proposed Strategies:**

The MOHS uses the Countermeasures that Work: a highway Safety Countermeasures Guide for State Highways Safety Officers to select strategies that will be used for the upcoming grant year. The strategies to be used are listed as reference, but detailed on pages 67-69 to accomplish the goals that have been set for the grant year.

Occupant Protection Enforcement (Countermeasure 1.1)

Occupant Protection Coordinated Program: (Countermeasures 2.1; 2.2; 2.3)

Statewide Child Passenger Safety Coordination program (Countermeasures: 8.1; 11.1; 11.2)

Statewide Child Passenger Safety Program (Countermeasures 7.2)



Teen Seatbelt Focus Program (Countermeasure 4.1; 6.1):

Impoverished Seat Belt Program (Countermeasures 2.1; 2.2; 2.3)

High Visibility Enforcement: (Countermeasures 2.1; 2.2; 2.3)

Child Passenger Seat Technician Training: Although not specifically listed as a countermeasure that works, training police, fires, EMS and others on how to properly install and understand the use of seats is an aid to law enforcement and others help groups and organizations.

Child Passenger Seat Enforcement (Countermeasure 5.1)

Surveys: Although conducting an attitudinal survey is not listed as a countermeasure that work, it is an agreed upon activity between NHTSA and GHSA.

## **2014 Occupant Protection Program Area Project Descriptions:**

**Project Number: 14-OP-239-1**

**Project Title: Ackerman Police Department Occupant Protection Enforcement**

Location: Ackerman Police Department is located Choctaw County and has a population of 1,512, according to the 2010 census. The area encompasses 2.25 square miles and has Highway 12 and Highway 15 that intersect in the area.

Problem Identification: Ackerman is located near Starkville, MS, which has Mississippi State University; Sturgis, MS where the Sturgis Motorcycle Rally is held each year and the population swells by at least a 1,000 people.

Ackerman is located near the Choctaw Lake Tombigbee National Forest Recreational Area and French Camp which is located off the Natchez Trace and is a tourist destination. French Camp is Historic Village that comprises a Bed & Breakfast, Gift Shop, Council House Café and Rainwater Observatory. Choctaw County has many Festivals and Parades throughout the year.

Data: Total crashes for Ackerman has decreased from (20) in FY2011 to (11) in FY2012. Injury crash data for Ackerman has decreased from (7) in FY2011 to (2) in FY2012. Property damage decreased from (15) in FY2011 to (4) in FY2012.

Unbelted not injured has decreased from (22) in FY2011 to (7) in FY2012. Unbelted injured has decreased from (7) in FY2011 to (2) in FY2012.

Drivers between the ages of 16-20 in total crashes have remained at (10) for the FY2010, FY2011, and FY2012. Drivers between the ages of 16-20 injury crashes has decreased from (4) for FY2010, to (3) for the FY2011, and remained at (3) for the FY2012.

Goal: The Ackerman Police Department will focus on increasing the number of occupants wearing their seat belts through high visibility enforcement with a goal of reducing motor vehicle injuries and/or fatalities.

The Ackerman Police Department will increase total citations by 10%, from (590) to (649), during FY 14 and increase the number of child safety seat citations by 20%, from (11) to (13), during FY14.

Strategy: The Ackerman Police Department will conduct no less than (2) safety seat belt checkpoints and (2) saturation patrols per quarter, for a total of (8) checkpoints and patrols during FY14.

Use of Funds: The agency will utilize the grant funds for the overtime and fringe to conduct described program activities above and beyond the agency's daily activities and responsibilities.

**Budget: \$1,500.00 Federal Funding Source 402**

---

**Project Number: 14-OP-XXX-1**

**Project Title: Mississippi Band of Choctaw Indians (MBCI) Occupant Protection Enforcement**

Location: The Mississippi Band of Choctaw Indians (MBCI) is the only Federally-recognized American Indian tribe with the State of MS. There are over 10,000 members of this Tribe. The Choctaw tribal lands cover over 35,000 acres in 10 different counties in MS.

There are eight officially recognized Choctaw Indian communities: Bogue Chitto, Bogue Homa, Conehatta, Crystal River, Red Water, Standing Pine and Tucker and Pearl River. Pearl River located in Neshoba County and is the largest of the Choctaw communities and serves as the Tribal Government Headquarters.

Problem Identification: The MBCI employees over 5,000 full time jobs for tribal members and non-tribal members. The areas that the MBCI cover have large entertainment areas which include golf courses, water parks and casinos, which draw in a large tourist population into the area. With the increase in vehicles in the area, there is an increased chance for crashes, injuries and fatalities, many being unbelted. In recent years there have been vehicle crashes involving the Choctaw Indian community resulting in injuries and fatalities due to being unrestrained.

Data: Due to this being a new grant with the MCBI and the MOHS, there is no data in the State system for the MCBI. With the funding of the grant, the MCBI will begin reporting into the State system and the MOHS will begin keeping statistics for the MCBI.

Goal: The primary goal is to reduce injury and fatal crashes by emphasizing on seat belt and child restraints enforcement and education.

Strategy: A collaboration between the MBCI and the MOHS, there are plans for a special event to be held on the reservation with emphasis on adult seat belt use, youth seat belt use and child restraints. This event will include, but not limited to, the rollover simulator, partnerships with community and other outreach organizations, law enforcement and local businesses. There will possibly be a special media press conference to be held in connection with this event.

Use of Funds: The agency will utilize funds for overtime and fringe to conduct described program activities above and beyond the agency's daily activities and responsibilities.

**Budget: \$20,000.00 Federal Funding Source 402 OP Funds.**

---

**Project Number: 14-OP-108-1**

**Project Title: Carroll County Sheriff's Department Occupant Protection Enforcement**

Location: Carroll County has major roadways within its borders. These include Interstate 55, US 82, and US 51, MS 7, MS 430, MS 407, MS 404, MS 35 and MS 17. The population is 10,597, according to the 2010 census.

Problem Identification: The Carroll County Sheriff Department is small in size due to the county population but these few deputies have a large area to cover and without the assistance of grant funds for overtime officers, traffic enforcement takes a back burner to simply responding to calls.

Carroll County is a rural county and is surrounded by the larger cities of Kosciusko, Grenada, Greenwood and Winona. Young people from these areas frequently come to Carroll County to ride around and party because they are less likely to get stopped by Law Enforcement due to fewer officers in a larger area.

There is only one municipal police department in Carroll County and that is the City of Vaiden. There is only one officer working at a time in this City and there are only two deputies working at a time in the County.

There is a total of 6 night clubs operating in Carroll County and these clubs are frequented by young people. Also, the City of Vaiden allows beer sales until 2:00am while all the surrounding metropolis areas stop selling at 12:00am. This also attracts a younger irresponsible crowd.

Data: Carroll County is ranked # 8 for the top 25 counties for serious injury for 2011 year. Carroll County is also in a teen survey area. In 2012 there were (7) fatal crashes in Carroll County. There were (15) unbelted injuries and 5 unbelted fatalities. One of the main areas of focus in Carroll County for unrestrained driver's and occupants needs to be those under the age of 21.

In 2012 the MHP and Sheriff worked crashes where a total of (64) unrestrained people were involved. Data shows out of the (64) people, (36) (56%) of them were under the age of 21.

Goal: The primary goal is to reduce injury and fatal crashes by emphasizing on seat belt and child restraints enforcement and education. Carroll County plans to increase seatbelt citations through the use of high visibility enforcement by 20% from (47) in 2012 to (57) in 2014. They also plan to increase child restraint citations by 20% from (42) in 2012 to (50) in 2014.

Strategy: The Carroll County Sheriff Department will accomplish this goal through high visibility enforcement and providing overtime hours to officers for occupant protection enforcement on weekends and holidays with an extra emphasis on national blitz campaigns (Click or Ticket) as well as other special events.

Carroll County Sheriff's Department will conduct at least (6) checkpoints during each quarter, (1) saturation patrol during each quarter, and conduct a minimum of (1) presentation to educate

the public on occupant protection per quarter. Submit a press release to coincide with any blitz periods during the quarter.

Use of Funds: The agency will utilize the grant funds for the overtime; fringe and (2) Child Passenger Seat Technician training to conduct described program activities above and beyond the agency's daily activities and responsibilities.

**Budget: \$10,150.00 Federal Funding Source 402 OP**

**Additional funding: \$61,266.00 Federal Funding Source Map 21(d)**

---

**Project Number: 14-OP-255-1**

**Project Title: Carthage Police Department Occupant Protection Enforcement**

Location: Carthage is located in Leake County (district 6). The number of city miles is 35, county miles 585.39, number of square miles is 9.35.

Problem Identification: There is a high traffic volume due to people traveling through Leake County to the Pearl River Resort (Silver Star Casino, Geyser Fall Water Park, The Beach Club and Dancing Rabbit Golf Course) on the Choctaw Indian Reservation located in our neighboring county. They travel both county and state roads that go through Leake County.

Data: Total crashes for Carthage Police Department has decreased from (97) in FY2011 to (91) in FY2012. Injury crash data for Carthage Police Department has increased from (22) in FY2011 to (65) in FY2012.

Property damage decreased from (74) in FY2011 to (56) in FY2012. Unbelted injuries have increased from (1) in FY2011 to (2) in FY2012. Unbelted fatalities have decreased from (1) in FY2011 to (0) in FY2012.

Drivers between the ages of 16-20 on total crashes have remained at (10) for the FY2010, FY2011, and FY2012. Drivers between the ages of 16-20 total crashes have increased from (17) for the FY2011, to (19) in FY2012. Drivers between the ages of 16-20 injury crashes have increased from (2) in FY2011 to (7) in FY2012.

Seat belt citations have decreased from (25) in FY2011 to (17) in FY2012. Child Safety Seat Citations has decreased from (31) in FY2011 to (10) in FY2012.

Goal: In order to reduce the number injuries and fatalities in traffic accidents, the Carthage Police Department will increase high visibility enforcement.

The Carthage Police Department will write a minimum of (20) seat belt citation during quarter, to reach goal of (100) for FY2014 and write a minimum of (10) seat belt citation during quarter, to reach goal of (40) for FY2014.

Strategy: The Carthage Police Department plans to participate in all NHTSA blitz periods such as "Click It or Ticket" for the Memorial Day effort. The Department also plans to increase enforcement on all major holidays. The Department will set up roadblocks, high visibility patrols, and checkpoints in an attempt to increase Seatbelt/Child Restraint Citations and decrease

injuries and fatalities. The Department will also provide educational programs to local schools and community groups to increase awareness on the importance of using seatbelts and child restraints.

Carthage Police Department will participate in all NHTSA media campaigns for “Click It or Ticket”. The Police Department will work with the local newspaper to spread the message on the importance of using seatbelts/child restraints. The Department plans to have at least one newspaper article regarding seatbelt/child restraint issues each quarter in the local newspaper.

The Carthage Police Department will conduct at least (4) checkpoints during quarter for a total of (16) for FY 14 and conduct at least (4) saturation patrols during quarter for a total of (16) patrols for FY14.

Use of Funds: The agency will utilize the grant funds for the overtime and fringe to conduct described program activities above and beyond the agency’s daily activities and responsibilities.

**Budget: \$10,000.00 Federal Funding Source 402 OP**

Additional funding: \$53,972.00 Federal Funding Source 154 AL Carry Forward

---

**Project Number: 14-OP-262-1**

**Project Title: Columbia Police Department Occupant Protection Enforcement/LEL**

Location: The City of Columbia is 6 square miles and has three Mississippi Highways. They are highway: 35, 13 and 44. They have one U.S Hwy: 98. The City of Columbia and Marion County are both wet while surrounded by dry counties on three sides. The population in Columbia is 6,500 according the 2010 census.

With 4 major highways, Columbia experiences a lot of passing traffic. Columbia is seated between Hattiesburg and McComb and is approximately 90 miles south of Jackson and 90 Miles north of Gulfport. Mississippi Highway 13 and U.S Highway 98 experience a lot of nightlife traffic coming from the casino’s, clubs and concerts.

Problem Identification: Columbia is the home two high schools and do not include two additional high schools in Marion County. They are home to a Walmart Superstore which is the only one in our area including Covington, Walthall, Jefferson Davis counties and Washington Parish. They have high traffic times throughout each day from 12:00 noon through 10:00 pm that occupant restraint enforcement is a necessity.

Data: Marion County ranks #13 in the top 25 counties for serious injury. The population for the area is 27,088. There were (69) crashes for the FY2011. Seatbelt citations increased from (102) in FY2011 to (418) during FY2012. The child safety seat citations increased from (84) in FY2011 to (156) in FY2012. Total crashes for drivers aged 16-20 years of age increased from (38) in FY2011 to (43) in FY2012. Columbia is a teen target area.

Goal: The Columbia police Department will continue to provide high visibility enforcement during peak hours. In an effort to reduce motor vehicle fatalities and injury the Columbia PD will continue to educate citizen and children in our community on the dangers of not buckling up.

The Columbia Police Department's seatbelt enforcement goal for FY2014 will increase from FY2013 by 20% from (150) citations to (180) citations. The goal for Child Restraint citation will increase by 12% from (100) citations to (112) citations.

Strategy: The Columbia Police Department will conduct a minimum of (4) public presentations to schools, church or civic clubs. We will work to educate motorists on the importance of proper seatbelt and child Restraint usage to reduce injuries and/or fatalities on our roadways.

The Columbia PD will work closely with the Marion County Sheriffs' Office, Mississippi Highway Patrol and the Mississippi Department of Transportation to coordinate saturation patrols in the city and county during the national campaign. During this campaign the agencies will conduct safety checkpoints and focus on seatbelt and child restraint violations. The Columbia Police Department will coordinate their own saturation patrols and checkpoints throughout each quarter during the grant year.

City of Columbia will conduct no less than (4) checkpoints during the quarter and conduct at least (3) saturation patrols during the quarter.

Use of Funds: The agency will utilize the grant funds for the overtime; fringe; contractual services; and (1) LEL Coordinator Luncheon for Click It or Ticket to conduct described program activities above and beyond the agency's daily activities and responsibilities.

**Budget: \$16,000.00 Federal Funding Source 402 OP**

Additional funding: \$116,700.00 Federal Funding Source Carry Forward 410

---

**Project Number: 14-OP-269-1**

**Project Title: D'Iberville Police Department Occupant Protection Enforcement**

Location: The city of D'Iberville is located in Jackson County. D'Iberville is located in District 8 and is in the southern coastal area of the State. The area borders Harrison County and borders Biloxi; MS. D'Iberville has a population of 9,486, according to the 2010 census and encompasses 7.5 square miles. The major roadways in the area are I-10 and I-110.

Problem Identification: The city of D'Iberville is heavily travelled with vehicles travelling to the area for casinos, beaches and entertainment. With the increase in drivers and vehicles, there is an increase in crashes, injuries and fatalities. Many of the visitors to the area are unbuckled, which increases the chances for injuries and fatalities. .

D'Iberville is centrally located between Mobile and New Orleans right on Interstate 10. Traffic congestion problem may be gained by visualizing all types of roadways and the motorists and vehicles using them. There is the normal traffic for a city this size such as: motorists traveling to work and school, running errands, shopping, etc. There is the commercial traffic that includes tractor-trailers that must travel through D'Iberville on I-110. These tractor-trailers are in addition to the number, which normally serve a community of this size. The commercial traffic traveling through D'Iberville on Interstate I-110 and I-10 to other destinations also affects traffic conditions. Interstate I-110 and I-10 is the main thoroughfare to gain access to the casinos and the beaches in the city of Biloxi from I-10.

Data: In 2012, D'Iberville had (860) crashes; (176) injury crashes; (2) fatal crashes; (14) alcohol related crashes and (43) speed related crashes. In 2012, the agency issued 6,671 citations with (1,451) seatbelt citations and (34) child restraint citations.

Jackson County, in which D'Iberville is located was ranked 10<sup>th</sup> in total crash rate per 10,000, ranked #1 in MHP crash rate per 100 million VMT; ranked #11 in injury rate per 10,000 and ranked #1 in injuries per mile of county road.

Goal: D'Iberville Police Department's overall goal is to reduce crashes, injuries and fatalities. The agency will increase seatbelt citations by 10% from (1,451) in FY12 to (1,600) in FY14. The agency also proposes to increase child restraints by 20% from (34) in FY12 to (40) in FY14.

Strategy: D'Iberville Police Department will accomplish these goals through high visibility enforcement and providing overtime hours to officers for occupant protection enforcement on weekends and holidays with an extra emphasis on the national blitz campaign (Click or Ticket) as well as other special events.

D'Iberville Police Department will conduct at least (1) checkpoints/ saturation patrol during each quarter, conduct (2) STEP enforcement checkpoints/saturation patrols and conduct a minimum of (1) presentation to educate the public on occupant protection per quarter. The agency also will complete seatbelt surveys at three intersections in the area to perform seatbelt usage surveys. Submit a press release to coincide with any blitz periods during the quarter.

Use of Funds: The agency will utilize the grant funds for the overtime and fringe to conduct described program activities above and beyond the agency's daily activities and responsibilities.

**Budget: \$12,340.00 Federal Funding Source 402 OP**

Additional funding: \$57,518.00 Federal Funding Source 154 AL Carry Forward

---

**Project Number: 14-OP-117-1**

**Project Title: DeSoto County Sheriff's Department Occupant Protection Enforcement**

Location: DeSoto County is the fastest-growing county in the State of Mississippi, ranked number 29 on the US Census Bureau's most recent list of fastest-growing counties in the United States, with a population of 161,252.

Several factors contributing to this phenomenal growth (48 percent population increase between 2000 and 2010); infrastructure elements and policies that guarantee county growth well into the foreseeable future multi-modal transportation systems, legislative and economic incentives, public-private partnerships, and a high quality of life.

DeSoto County is located on the southern border of Tennessee and just East of Arkansas state border. DeSoto County has major thoroughfares that connect to more densely populated areas. I-55, I-69, I -269, Hwy 51, Hwy 305, Hwy 304, Hwy 302, Hwy 301, Hwy 78, and a portion of Hwy 3 are all major road ways within our county. The 10 casinos in Tunica County are adjacent to the West and are connected by Hwy 304 and I-69. The Memphis, TN Metropolitan area is connected to the county by I-55, I-69, Hwy 305, Hwy 301, Hwy 51 and Hwy 78.

Problem Identification: There are approximately 275 restaurants/ bars in Desoto County with liquor licenses. Landers Center, which is home to the NHL River kings, DeSoto Theatre and is also home to concert's/rodeo's/convention's/and regional fair grounds also brings in visitors into the area. Landers Center is located right off of I-55 at Church Rd. The Snowden Grove Amphitheatre is located in Southaven MS, and is used as a large concert venue and sells alcohol during events. All of these locations are touristic attractions surrounding or are in to the area and bring people from all directions into our county. Desoto County also has problems with high rates of population and large amount of travelling to and from the Memphis area.

Data: DeSoto County is an Occupant Protection Survey County. DeSoto County is ranked # 18 for total crash rate per 10,000 populations, # 9 on Mississippi Highway Patrol crash rate per 100 million, # 8 for injuries per mile of county road on the Top 20 Counties in Mississippi for Crashes. Southaven is ranked # 18 for the Top 25 Cities for Serious Injury.

Goal: The overall goal of DeSoto Sheriff Department is to enforce seat belt and child restraint usage. Increase saturation patrols and safety checkpoints. To increase citation issued to ensure compliance with seatbelt and child restraint laws.

The Desoto County Sheriff's Department will increase the seat belt enforcement citations by 10% from (823) in 2012 to (903) in 2014 and increase the number of child restraint citations 10% from (110) in 2012 to (121) in 2014.

Strategy: To enforce seat belt and child restraint laws by providing funds for overtime details. Funding will also aid the DeSoto County Sheriff's Office in accomplishing the following objectives:

Plan and coordinate night time seat belt enforcement. Conduct a minimum of 4 safety checkpoints per quarter. Conduct a minimum of three saturation checkpoint per quarter. Increase the seat belt.

The Desoto County Sheriff's Department will also send two deputies to Child Passenger Seat Technician training to become trained technicians.

The agency also plans to have education programs no less than (1) per quarter. The education programs will include schools, churches and any other programs or activities conducted in the county.

Use of Funds: The agency will utilize the grant funds for the overtime; fringe; training and contractual services to conduct described program activities above and beyond the agency's daily activities and responsibilities.

**Budget: \$24,000.00 Federal Funding Source 402 OP**

**Additional funding: \$157,433.00 Federal Funding Source Map-21 (d)**

---

**Project Number: 14-OP-XXX-1**

**Project Title: Diamond Head Police Department Occupant Protection Enforcement**



Location: The town of Diamondhead is located in Hancock County. Diamondhead is in the Southern portion of the State and borders Harrison County. The population is 8,353, according to the 2010 census. Major roadways in the area are Interstate 10 and Highway 90.

Problem Identification: The Diamondhead area is heavily travelled with vehicles going to the Mississippi Gulf Coast and into the New Orleans area. Additional problems in the area are many tourists travelling into the area to visit casinos, entertainment areas and the beaches in the area. With the increase in tourism, many people that visit are unbelted. Diamondhead is also considered a retirement area, where many retirement aged citizens are less likely to wear their seatbelts.

Data: Diamondhead had (75) seatbelt citations; (2) child restraints; and (152) speeding citations during October 2012-March 2013. The Police Department has only recently been established and the amount of data is limited. Hancock County, in which Diamondhead is located was ranked 8<sup>th</sup> in MHP crash rate per 100 million VMT; ranked 7<sup>th</sup> in injuries per mile of county roads. (crashes v. Unbelted)

Goal: Diamondhead Police Department's overall goal is to reduce crashes, injuries and fatalities. The Diamondhead Police Department will increase seatbelt citations by 75% from (103) in FY13 to (175) in FY14. The agency will also increase child restraint citations by 67% from (4) in FY13 to (12) in FY14.

Strategy: Diamond Head Police Department will accomplish these goals through high visibility enforcement and providing overtime hours to officers for occupant protection enforcement on weekends and holidays with an extra emphasis on the national blitz campaign (Click or Ticket) as well as other special events.

Diamondhead Police Department will conduct at least (1) checkpoints/ saturation patrol during each quarter, conduct (2) STEP enforcement checkpoints/saturation patrols and conduct a minimum of (1) presentation to educate the public on occupant protection per quarter. The agency also will complete seatbelt surveys at three intersections in the area to perform seatbelt usage surveys. Submit a press release to coincide with any blitz periods during the quarter.

Use of Funds: The agency will utilize the grant funds for the overtime and fringe to conduct described program activities above and beyond the agency's daily activities and responsibilities.

**Budget: \$4,500.00 Federal Funding Source 402 OP**

Additional funding: \$7,721.00 Federal Funding Source 154 AL Carry Forward

---

**Project Number: 14-OP-277-1**

**Project Title: Florence Police Department Occupant Protection Enforcement**

Location: The city of Florence is located in Rankin County and has a population of 4,141, according to the 2010 census. Florence encompasses 8.068 square miles. The area has the following major roadways U.S. Highway 49 and Highway 469.

Problem Identification: The area is heavily travelled with vehicles on U.S. Highway 49, which is a major roadway to the Mississippi Gulf Coast. Many travelers along this roadway are unbelted.

Data: In 2012 Florence had (194) total crashes (of which 44 were with injuries, no fatal crashes and 150 were property damages), (10) speed related crashes, (2) motorcycle crashes, (3) unbelted not injured and (7) unbelted with injuries.

The agency issued (916) grant funded citations in FY12, with (187) seatbelt citations and (20) child restraint citations. Rankin County, in which the city of Florence is located, is ranked #13 in total crashes per 10,000 population and #9 in injuries per mile.

Goal: The goal of the Florence Police Department is to reach as many people as possible about seatbelt usage, with an emphasis on young drivers. Florence Police Department is striving to reduce accidents and to take the use rate to 100% within the community.

The Florence Police Department will increase seatbelt citations by 10% from (187) in FY12 to (206) in FY14. Florence Police Department will increase child restraint citations by 10% from (20) in FY 12 to (22) in FY14.

Strategy: Florence Police Department will accomplish these goals through high visibility enforcement and providing overtime hours to officers for occupant protection enforcement on weekends and holidays with an extra emphasis the national blitz campaign (Click or Ticket) as well as other special events.

Florence Police Department will conduct at least (1) checkpoints/ saturation patrol during each quarter, conduct (2) STEP enforcement checkpoints/saturation patrols and conduct a minimum of (1) presentation to educate the public on occupant protection per quarter. The agency also will complete seatbelt surveys at three intersections in the area to perform seatbelt usage surveys. Submit a press release to coincide with any blitz periods during the quarter.

Use of Funds: The agency will utilize the grant funds for the overtime and fringe to conduct described program activities above and beyond the agency's daily activities and responsibilities.

**Budget: \$15,671.00 Federal Funding Source 402 OP**

**Additional funding: \$48,687.00 Federal Funding Source 405(d)**

---

**Project Number: 14-OP-212-1**

**Project Title: Greenville Police Department Occupant Protection Enforcement**

Location: The City of Greenville is located in Washington County and the population is 34,400, according to the 2010 census. Greenville is located in northwest Mississippi in a region referred to as "the Delta".

Problem Identification: Aside from being well known as a rural and agricultural region of Mississippi, the Delta is also known for often ranking last in Mississippi as well as the rest of the nation in key indicators relative to public health, environmental issues and social welfare. In addition, the Delta region (and Greenville and Washington County in particular) have alarming statistics relative to at-risk populations as compared to the rest of Mississippi and the nation.

Although the city has its challenges, there is a rich heritage of authors, bluesmen, artists and statesmen who have impacted society in and beyond the state of Mississippi.

Data: Greenville is # 23 on the Top 25 Cities for Serious Crashes. Total crash data shows a decrease from (868) in FY2010, to (784) in FY2011, and (697) in FY2012.

Injury crashes increased from (193) in FY2010 to (225) in FY2012. Unbelted drivers not injured decreased from (1,479) in FY2011 to (1,281) in FY2012. Unbelted injuries increased from (299) in FY2011 to (314) in FY2012.

Drivers ages 16-20 total crashes decreased from (21) in FY2010 to (17) in FY2011 and (17) in FY2012. Injury crashes increased from (8) in FY2010 to (10) in FY2011 and (10) in FY2012.

Goal: In an effort to increase seat belt usage the Greenville Police Department will use high visibility enforcement during the national campaign (Click or Ticket) as well as other special events and holidays in order to increase usage rate of seat belts and reduce fatalities and injuries.

Greenville proposes to write no less than (233) seatbelt citations during each quarter for an increase of 10%, from (849) in 2012 to reach a goal of (934) for FY14. Greenville Police Department also will write no less than (31) child restraint citations each quarter, which will be an increase of 10% from (112) in 2012 to (124) for FY14.

Strategy: Greenville Police Department will reach their goals by conducting no less than (4) checkpoints and (4) saturation patrols per quarter for a total of (12) checkpoints and patrols for FY 14.

The agency will also conduct no less than (1) school or community presentation during each quarter and participate in earned media during FY14.

Use of Funds: The agency will utilize the grant funds for the overtime and fringe to conduct described program activities above and beyond the agency's daily activities and responsibilities

**Budget: \$10,000.00 Federal Funding Source 402 OP**

Additional funding: \$64,205.00 Federal Funding Source 405(d)

---

**Project Number: 14-OP-213-1**

**Project Title: Greenwood Police Department Occupant Protection Enforcement/LEL**

Location: The City of Greenwood is located in Leflore County. Within the city limits of Greenwood there are three (3) major state highways: U.S. Hwy 49, U.S. Hwy 82 and MS Hwy 7. Greenwood has a population of 16,087, according to the 2010 census.

Problem Identification: Greenwood is one of the sixteen survey counties for seat belt use and is consistently much lower than the State average in the following areas: All Occupants, Passenger Cars, Pickup Trucks and SUVs.

Greenwood is experiencing a cultural renaissance with physical improvements being made in its Downtown area. Its historic downtown boasts dozens of completed renovations with several

others in progress. There are upscale shops, unique dining experiences, a boutique hotel, galleries and museums. All the while, Greenwood has retained its small-town beauty, Delta personality and deep-South hospitality. The establishment of Greenwood as a tourist destination came with the revitalization of Howard Street in historic Downtown Greenwood. Due to the Viking Range Corporation's investment in downtown Greenwood, the city has become a culinary destination, including the opportunity to stay at a four diamond boutique hotel, enjoy fine dining, participate in a cooking class or demonstration, as well as purchase from the upscale Viking line of kitchen products, all within a few city blocks.

The Delta Correctional Facility, operated by the Corrections Corporation of America on behalf of the Mississippi Department of Corrections, is located in Greenwood. It is a medium-security prison, owned by the state of Mississippi, and privately operated. As of 1998 the largest employer to have moved into the area in that period of time was the prison. In 1998 it had 1,000 prisoners. About 950 of them were African American.

Greenwood is served by two major rail lines. Amtrak, the national passenger rail system, provides service to Greenwood, connecting New Orleans to Chicago from Greenwood station. The major highways that run through Greenwood are US Route 82 (east/west), along with US Route 49 (north/south) and MS Highway 7. US 82 are a four lane highway and a main thruway across the state of MS from AL across to AK. Before you cross over into AK is Greenville with all the casinos that Greenwood has pass thru traffic for. US 49 are a four lane highway that goes from the Gulf Coast to Cleveland, a main attraction for Blues fans all over the world. Greenwood has both public and private schools located within the city limits along with many places of work that brings traffic into the city every day.

Greenwood hosts many annual events. The numerous festivals, productions, parades, celebrations, and concerts all bring an element of family fun that draws people from all over the world. From the largest Christmas parade in the southeastern United States to a community-wide Independence Day celebration, Greenwood prides itself on playing host to a variety of community and cultural events.

Data: Leflore County is an Occupant Protection Survey County. Leflore County is ranked # 16 on the Top 20 Counties in Mississippi for Crashes for injury rate.

The City of Greenwood is ranked # 24 for the Top 25 Cities for Serious Injury. Seat belt citations decreased from (780) in FY11 to (291) in FY12. Child Safety Seat citation increased from (66) in FY11 to (83) in FY12.

Goal: The overall goal of the Greenwood Police Department is to help the State reduce the number of overall and unrestrained fatalities and injuries within the State.

The Greenwood Police Department proposes to increase the number of grant funded Seat Belt citations from (291) in 2012 to (400) in 2014. Increase the number of agency Seat Belt citations from (848) in 2012 to (1,000) in 2014.

The Greenwood Police Department proposes also to increase the number of grant funded Child Restraint citations from (83) in 2012 to (100) in 2014. Increase the number of agency Child Restraint citations from (297) in 2012 to (350) in 2014.

The Greenwood Police Department proposes also to reduce motor vehicle crashes by 5% from (629) in 2012 to (598) in 2014.

Strategy: The Greenwood Police Department will conduct at least (10) safety checkpoints during the project year, including major holidays, prom, and football season. Greenwood Police Department will also conduct at least (12) high visibility patrols or saturation details. Greenwood Police Department will participate in all NHTSA/MOHS activities such as blitz periods, MAHSL meetings, and LEL meetings.

Greenwood Police Department will conduct no less than (4) school or civic club presentations, (1) each quarter and implement at least (2) newspaper, television or radio presentations.

The Greenwood Police Department will also hold (1) LEL network meeting for blitz promotion, training and reporting during the national blitz period. Greenwood will also hold (1) CPS training in the Troop District for CPS training and train at least (1) member of the department as a child restraint technician.

Use of Funds: The agency will utilize the grant funds for overtime; fringe; training for (1) CPS technician; (1) LEL Coordinator Luncheon for Click It or Ticket to conduct described program activities above and beyond the agency's daily activities and responsibilities.

**Budget: \$17,000.00 Federal Funding Source 402 OP**

Additional funding: \$72,220.00 Federal Funding Source 405(d)

---

**Project Number: 14-OP-214-1**

**Project Title: Gulfport Police Department Occupant Protection Enforcement/LEL**

Location: Gulfport is located in Harrison County and has a population of 67,693. Gulfport is the geographic center of the Mississippi Gulf Coast. Its southern border is the Gulf of Mexico. Its sister cities are also its borders - Long Beach to the west and Biloxi to the east. The northern border is located on a line that divides the intersection of Highways 49 and 53, extending east to the Biloxi River and west to a point just east of Canal Road. The city encompasses 56.9 square miles. Harrison County is in Occupant Protection Survey County.

Problem Identification: Gulfport is in a resort area and tourist area, according to the Harrison County Tourism Commission data of 4 ½ to 5 million tourists visiting the Gulf Coast in a twelve month period. The area also has casino, bars and restaurants that serve alcohol, which increases the number of impaired drivers along the roadways.

Data: Harrison County is ranked # 19 for total crash rate on the Top 20 Counties in Mississippi for Crashes during the FY2011. Harrison County ranks # 7 on Mississippi Highway Patrol crash rate. Harrison County ranks # 6 on the injury rate and # 2 for injuries per mile on the Top 20 Counties in Mississippi for Crashes. City of Gulfport ranks # 15 on the Top 25 Cities for Serious Injury during the FY2011.

Although there was a 25% reduction in the number of seat belt citations issued, there was a 19% reduction in all crashes, 12% in crashes with injury and 14% in property damage crashes. This

was attributed to a sustained high enforcement level and a high profile “Click it or Ticket” campaign plus year-round campaign advising motorists to buckle-up using digital roadway billboards.

Goal: The primary goal of the Gulfport Police Department under the Occupant Protection Grant is to reduce the number of crash related injuries as well as increase the number of seatbelt violation citations written during this fiscal year 2013-2014.

The Gulfport Police Department will decrease injury crashes by 3% to 842 and increase occupant protection citations by 3% from 3,440 in 2012 to 3,720 in FY14.

Strategy: The Gulfport Police Department will conduct no less than (4) seatbelt details during the quarter. This will be done at school zones before school. Conduct no less than (2) saturation patrols during each quarter.

Plan to write minimum of (930) seat belt citations during the quarter to reach 3% goal of (3720) for FY2014. Plan to write a minimum of (556) to reach a 3% goal of (556) for FY2014.

Use of Funds: The agency will utilize the grant funds for the overtime; fringe; contractual services; and (1) LEL Coordinator Luncheon for Click It or Ticket to conduct described program activities above and beyond the agency’s daily activities and responsibilities.

**Budget: \$31,450.00 Federal Funding Source 402 OP**

**Additional funding: \$151,775.00 Federal Funding Source 405(d)**

---

**Project Number: 14-OP-123-1**

**Project Title: Hancock County Sheriff’s Department Occupant Protection Enforcement**

Location: Hancock County is located on the Mississippi Gulf Coast boarding the Louisiana State line and has a population of 44,929, according to the 2010 census. The area encompasses 480 square miles and is located in District 8. Major roadways in the area are Interstate 10 and Highway 90 run east and west, Highway 43 runs from Highway 90 to Pearl River County line at Picayune.

Problem Identification: Hancock County has (3) three major highways that travel through the county Interstate 10 and Highway 90 run east and west, Highway 43 runs from Highway 90 to Pearl River County line at Picayune. All three of these roads are used as gateways to the Mississippi Gulf Coast. Several casinos are located in Hancock County along with the Gulf Coast. One of the largest casino/entertainment complexes is set to open soon on the Mississippi Gulf Coast.

Data: Hancock County reported in 2012 there were (195) total crashes, (55) injury crashes, (138) property damage crashes, (2) fatal crashes, (23) speed related crashes and (1) speed related fatal crash.

The agency issued a total of (227) grant funded citations for FY12. The agency issued (119) seatbelt citations and (14) child safety citations for the FY12 grant.

Hancock County ranked 8<sup>th</sup> in MHP crash rate per 100 million VMT, ranked 7<sup>th</sup> in injuries per mile of county road. Hancock County is also a survey county.

Goal: The goal for the Hancock County Sheriff's Department is reach out to as many people as possible about Occupant Protection with emphasis on teenagers. Hancock Sheriff's Department is striving to reduce crashes and increase the use of seatbelt to 100% within the community. This will take the number of crashes with injuries to a lower rate and maintain a low fatality rate.

The Hancock County Sheriff's Department will increase seatbelt citations by 10% from (125) FY12 to (138) FY14 and increase child restraint citations by 10% from (15) FY12 to (17) FY14.

Strategy: Hancock County Sheriff's Department will accomplish these goals through high visibility enforcement and providing overtime hours to officers for occupant protection enforcement on weekends and holidays with an extra emphasis on national blitz campaigns (Click or Ticket) as well as other special events.

Hancock County Sheriff's Department will conduct at least (1) checkpoints/ saturation patrol during each quarter, conduct (2) STEP enforcement checkpoints/saturation patrols and conduct a minimum of (1) presentation to educate the public on occupant protection per quarter. The agency also will complete seatbelt surveys at three intersections in the area to perform seatbelt usage surveys. Submit a press release to coincide with any blitz periods during the quarter.

Use of Funds: The agency will utilize the grant funds for the overtime and fringe to conduct described program activities above and beyond the agency's daily activities and responsibilities.

**Budget: \$10,035.00 Federal Funding Source 402 OP**

**Additional funding: \$117,673.00 Federal Funding Source 405(d)**

---

**Project Number: 14-OP-124-1**

**Project Title: Harrison County Sheriff's Department Occupant Protection Enforcement**

Location: Harrison County is located in the Sothern region of the Gulf Coast and has a population of 187,105, according to the 2010 census. The area encompasses a progressive, fast-growing population with 976 square miles and is located in District 8.

Harrison County has (3) two major highways that travel through the county Interstate 10 runs east and west and Highway 49 run north and south. Both of these roads are used as gateways to the Mississippi Gulf Coast.

Problem Identification: Harrison County has (3) two major highways that travel through the county Interstate 10 runs east and west and Highway 49 run north and south. Both of these roads are used as gateways to the Mississippi Gulf Coast. Several casinos are located in Harrison County along with the Gulf Coast. With the increase of tourists and vehicles in the area, there is an increase in unbelted drivers and passengers, increase in crashes, injuries and the possibility of fatalities.

Data: Harrison County Sheriff's Department reported in 2012 there were (303) total crashes, (166) injury crashes, (130) property damage crashes, (7) fatal crashes, (42) alcohol related

crashes, (60) speed related crashes, (3) speed related fatal crash, (18) motorcycle crashes and (9) fatalities.

The agency issued a total of (14,337) total citations for FY12; agency issued (144) speed citations, (1,319) seatbelt citations, (35) child safety citations, (334) DUI arrests and (231) written warnings.

Harrison County ranked 19<sup>th</sup> in total crash rate per 10,000 population, ranked 7<sup>th</sup> in MHP crash rate per 100 million VMT, 6<sup>th</sup> in injury rate per 10,000 population, 2<sup>nd</sup> in injuries per mile of county road.

Goal: The goal for Harrison County Sheriff's Office is reach out to as many people as possible about Occupant Protection with emphasis on teenagers.

Increasing seatbelt usage will take the number of crashes with injuries to a lower rate and maintain a low fatality rate. The Harrison County Sheriff's Department will increase seatbelt citations by 5% from (1,319) FY12 to (1,385) FY14 and will increase child restraint citations by 15% from (35) FY12 to (40) FY14.

Strategy: Harrison County Sheriff's Department will conduct at least (1) checkpoints/ saturation patrol during each quarter, conduct (2) STEP enforcement checkpoints/saturation patrols and conduct a minimum of (1) presentation to educate the public on occupant protection per quarter.

Use of Funds: The agency will utilize the grant funds for overtime and fringe to conduct the described program activities above and beyond the agency's daily activities and responsibilities.

**Budget: \$24,830.00 Federal Funding Source 402 OP**

---

**Project Number: 14-OP-125-1**

**Project Title: Hinds County Sheriff's Department Occupant Protection Enforcement/LEL**

Location: Hinds County is the largest county in Mississippi and is located in the Central portion of the State. Hinds County's population is around 250,800, according to the census. The Hinds County Sheriff's Office is responsible for patrolling and the protection of persons and property contained within its area of approximately 877 square miles.

Hinds County has three major interstates; I-20, I-220, and I-55 which intersect in the eastern part of the county, as well as State highways 18, 22, 27, 467, and 473 along with U.S. highways 49, 51, and 80 and numerous city streets and county roadways. The high levels of traffic traveling these interstates, highways, city streets and county roadways, has contributed to the large number of motor vehicle crashes that occur within the Jackson/Hinds County area.

Hinds County is home to eight (8) incorporated municipalities and numerous unincorporated communities.

Problem Identification: Motor vehicle crashes, more than any other type of unintentional injury, pose a major threat to our lives and well-being. Motor vehicle crashes are the number one (#1) killer of children, teenagers and young adults. The unfortunate reality is that most severe and



fatal injuries are sustained needlessly. It is an established fact that motor vehicle collisions, along with their resulting injuries and fatalities, are often both predictable and preventable. Yet in spite of the avoidable nature of most traffic crashes and their resulting human devastation, more than 3.4 million Americans are injured in traffic related crashes each year and approximately 42,000 of these people die from their injuries. Traffic collisions cost our society approximately 170 billion dollars in lost productivity, medical and rehabilitative expenses and property damage.

Data: Hinds County is ranked # 7 for total crash rate, and # 16 for injuries per mile in the Top 20 Counties in Mississippi for Crashes for FY2011. According to Hinds County's (excluding incorporated municipalities) Mapper Data Reports for the fiscal year 2011, there were approximately (431) traffic related crashes, of these there were (3) fatalities of which (0) was alcohol related; (64) with injuries of which (1) were alcohol related; and (364) crashes resulting in additional property damage of which (7) were alcohol related. The Mississippi Department of Public Safety ranks Hinds County among the highest in traffic crashes in the State. Hinds County is ranked 5th in Mississippi for the highest death rate per miles traveled.

Goal: The overall goal of the Hinds County Sheriff's Office – Traffic Division Occupant Protection Project will be to: increase compliance with proper seatbelt and child restraint use and decrease crashes, deaths and injuries. To keep the citizens and law enforcement in the surrounding area educated on occupant protection laws and their importance.

The Hinds County Sheriff's Office – Traffic Division Commander will be responsible for the implementation of multi-jurisdictional and network contacts with various occupant protection traffic safety programs.

The Hinds County Sheriff's Department will increase seatbelt citations 10% from 3,559 in FY11 to 3,900 in FY14. The agency will increase child restraint citations 10% from 549 to 600 in FY14.

Strategy: The agency will conduct (15) checkpoint per quarter for a total of (60) for FY14. Hinds County Sheriff's Department will also conduct (25) saturation patrols during each quarter for a total of (100) during FY 14. Hinds County also plans to perform no less than (93) child passenger seat checkpoint per quarter for a total of (12) and no less than (3) night time seatbelt enforcement checkpoints for a total of (12) for FY 14.

Use of Funds: The agency will utilize the grant funds for the overtime; fringe; contractual services and (1) LEL/Troop Coordination meeting for Click It or Ticket.

**Budget: \$13,590.00 Federal Funding Source 402 OP**

**Additional funding: \$194,647.00 Federal Funding Source 405(d)**

---

**Project Number: 14-OP-137-1**

**Project Title: Lamar County Sheriff's Department Occupant Protection Enforcement**

Location: Lamar County is located in the South Central region of the State and has a population of 55,658, according to the 2010 census. The area encompasses 500 square miles and is located

in District 7. Lamar County is in the middle of (2) two major highways that travel through the county: Highway 98 runs east and west and Highway 59 run north and south.

Problem Identification: The County experiences an influx of motorist heading to and from the MS Gulf Coast, along with travelers travelling to the New Orleans area. The county is also located near Hattiesburg, MS, which is home to two universities, University of Southern Mississippi and William Carey University in its jurisdiction. Each college student plays a large part in the night life of the city, which the consumption of alcohol is prevalent in many clubs and bars in the area.

Data: Lamar County reported in 2012, (476) total crashes, (143) injury crashes, (332) property damage crashes, (1) fatal crash, (31) alcohol related crashes, (58) speed crash, (1) motorcycle fatality. On an average of (3) three fiscal years (2010, 2011, 2012) Lamar County had 2,236 uninjured where 31 were not buckled up, 559 injury crashes where 76 were not buckled up.

The agency issued a total of (235) total citations for FY12; agency issued (1) speed citation, (61) seatbelt citations, (1) child safety citation, (11) DUI arrests.

Lamar County ranked 10<sup>th</sup> in MHP crash rate per 100 million VMT, ranked 4th in injuries per mile of county road.

Goal: The goal for Lamar County Sheriff's Department is reach out to as many people as possible about Occupant Protection with emphasis on teenagers. Lamar County Sheriff's Department is striving to reduce accidents and take the use of seatbelt to 100% within the community.

The Lamar County Sheriff's Department increase the number of seatbelt citations by 20% from (61) FY12 to (73) FY14 and increase child restraint citations by 2800% from (1) FY12 to (28) FY14.

Strategy: Lamar County Sheriff's Department will conduct at least (1) checkpoints/ saturation patrol during each quarter, conduct (2) STEP enforcement checkpoints/saturation patrols and conduct a minimum of (1) presentation to educate the public on occupant protection per quarter.

Use of Funds: The agency will utilize the grant funds for the overtime and fringe to conduct described program activities above and beyond the agency's daily activities and responsibilities.

**Budget: \$10,000.00 Federal Funding Source 402 OP**

**Additional funding: \$59,825.00 Federal Funding Source 154 AL Carry Forward**

---

**Project Number: 14-OP-138-1**

**Project Title: Lauderdale County Sheriff's Department Occupant Protection Enforcement**

Location: Lauderdale County has a land area of 715 square miles and a population of 80,220; estimated 2012 U.S. Census It is comprised of 1,453 miles of public roadways, of which the sheriff's department is the primary enforcement agency for 1,090 miles. The remainder is of the primary jurisdiction of the City of Meridian, Town of Marion, and Mississippi Highway Patrol. However, the sheriff's department enforces laws on those roadways as well.

Lauderdale County is in the center of the East Mississippi/West Alabama population area. Meridian is the county seat of Lauderdale County. It is the largest city within a 75 mile radius.

Thus, many people from the East Mississippi/West Alabama travel to Meridian for business and recreation. The Lauderdale County Sheriff's Department has the potential to encounter and the obligation to provide for the general safety of all of these people.

Problem Identification: Lauderdale County has made a concerted effort to accurately investigate and to determine the factors that cause crashes within our jurisdiction. During the last three years 75% of the fatalities within the Lauderdale County jurisdiction were not wearing a seatbelt. The agency will continue to use a combination of training, enforcement activities and public education to reduce the number of fatalities and serious injuries.

The Lauderdale County Sheriff's Department is committed to enforcing what traffic laws it is statutorily allowed to enforce, including those laws pertaining to improper or no seatbelt usage.

Lauderdale County is the home of NAS Meridian, a training base for United States Naval and Marine pilots, as well as international military pilot trainees. NAS Meridian also has a Naval Technical Training Center which trains thousands of naval recruits. Many of these students live off base and travel by their own vehicles. The department comes in contact with unbelted drivers and passengers that are from NAS Meridian.

Okatibbee Reservoir, a United States Army Corp of Engineers project, is a major attraction for recreation for residents of this county as well as adjacent counties. This is arguably the single most concentrated area in the county for possible unbelted drivers and passengers.

Lauderdale County has also had an increase in fatalities among teen drivers in the area with an increase from (0) in 2011 to (2) in 2012.

Data: Lauderdale County ranks # 2 for total crash rate, # 6 for Mississippi Highway Patrol crash rate, # 7 for injury rate, and # 5 for injuries per mile under the Top 20 Counties in Mississippi for Crashes during the FY2011.

The City of Meridian ranks # 13 in the Top 25 Cities for Serious Injuries. The total number of crashes increased from (427) in FY2011 to (470) in FY2012. Injury crashes increased from (130) in FY2011 to (137) in FY2012. Property damage increased from (293) in FY2011 to (329) in FY2012. Unbelted not injured crashes decreased from (15) in FY2011 to (11) in FY2012.

Unbelted injuries decreased from (149) in FY2011 to (138) in FY2012. Unbelted fatalities increased from (2) in FY2010 and FY2011 to (5) in FY2012. The total of male fatalities over the three year period was (7) and female fatalities were (2).

Total crashes for drivers between the ages of 16-20 were (98) for FY2011 and (105) for FY2012. Injury crashes for drivers between the ages of 16-20 were (30) for FY2011 and (45) for FY2012. Fatal crashes for this same age group increased from (0) in FY2011 to (2) in FY2012.

Goal: In an effort to reduce the number of motor fatalities and serious injuries within Lauderdale County, Mississippi by the end of FY 2014, the Lauderdale County Sheriff's Department will reduce motor fatalities and serious injuries by placing an emphasis on seatbelt enforcement and focus on teen seat belt safety.

Lauderdale County proposes a 10% increase in the number of seatbelt citations in FY12 of (741) to (815) for FY14 and child restraint citations in 2012 of (38) to (42) during FY14.

Strategy: The Lauderdale County Sheriff's Department will have deputies work additional shifts and details. Their sole focus will be the enforcement of our states seatbelt laws. The department will conduct roadside safety checks and saturation patrols for the enforcement of the seatbelt laws periodically and during holiday periods. The department will participate in the national blitz campaign, Click it or Ticket. Throughout the year the department will strive to continue to strictly enforce violations of the seatbelt laws with a focus on teen drivers.

Conduct no less than (4) checkpoints during the quarter. Conduct no less than (2) saturation patrols during quarter. Lauderdale County Sheriff's Department will conduct no less than (4) seatbelt presentations in local schools during FY 2014.

Lauderdale County will also conduct no less than (4) seatbelt presentations in local community organizations during FY 2014. Provide overtime to deputies to reach goals and objectives. Participate in Click It or Ticket blitz.

Use of Funds: The agency will utilize the grant funds for overtime; and fringe to conduct described program activities above and beyond the agency's daily activities and responsibilities.

**Budget: \$30,000.00 Federal Funding Source 402 OP**

Additional funding: \$110,131.00 Federal Funding Source 405(d)

---

**Project Number: 14-OP-140-1**

**Project Title: Leake County Sheriff's Department Occupant Protection Enforcement**

Location: Leake County is located in District 6 and the area mileage is (9.29) city miles, county miles (617.5), number of square miles (583), dirt roads (214.4) miles, and paved roads (376.1). The population for Leake County is 23,805, according to the 2010 census.

Problem Identification: There is a high traffic volume due to people traveling through Leake County to the Pearl River Resort (Silver Star Casino, Geyser Fall Water Park, The Beach Club and Dancing Rabbit Golf Course) on the Choctaw Indian Reservation located in our neighboring county. They travel both county and state roads that go through our county.

Data: Total crashes for Leake County has decreased from (81) in FY2011 to (75) in FY2012. Injury crash data for Leake County has decreased from (33) in FY2011 to (27) in FY2012. Property damage crashes remained flat at (47) in FY2011 and FY2012.

Unbelted not injured crashes in Leake County has increased from (84) in FY2011 to (90) in FY2012. Unbelted injured has increased from (43) in FY2010 to (35) in FY2011 and remained the same in FY2012. Unbelted fatalities have remained at (1) for the FY2011 and FY2012.

Drivers between the ages of 16-20 on total crashes have remained at (10) for the FY2010, FY2011, and FY2012. Drivers between the ages of 16-20 injury crashes has increased from (7) for the FY2010, (5) for the FY2011, and (9) for the FY2012.

Seat belt citations have decreased from (40) in FY2011 to (11) in FY2012. Child Safety Seat Citations has increased from (1) in FY2011 to (11) in FY2012.

Goal: The Leake County Sheriff's Department's overall goal of this project is to increase seatbelt and child safety restraint deterrence via patrol, roadside safety checkpoints and education. Expectation of the project is to increase seat belt and child restraint enforcement. The enforcement of these laws should increase the number of citations issued and reduce the number of injury crashes and avoiding fatal crashes.

The Leake County Sheriff's Department proposes to increase seatbelt citation from (71) in FY2012 to (86) in FY 2014; and to increase child restrain citations from (59) in FY2012 to (72) in FY 2014. This will be a 20% increase. Increase awareness through public events/ media: safety fairs; school presentations; newspaper and radio.

Strategy: The Leake County Sheriff's Department will accomplish the goals by conducting no less than (6) safety check points per quarter for occupant protection enforcement. Conduct at least (5) saturation patrols. We will also conduct additional safety check points and saturation patrols during the other national campaigns, holidays and special events.

The Leake County Sheriff's Department will also conduct no less than (5) additional safety check points and /or saturation patrol during the national Click It or Ticket campaign and conduct additional safety check points and/or saturation patrols during the other national campaigns, holidays and special events.

Use of Funds: The agency will utilize the grant funds for the overtime and fringe to conduct described program activities above and beyond the agency's daily activities and responsibilities.

**Budget: \$5,305.00 Federal Funding Source 402 OP**

---

**Project Number: 14-OP-296-1**

**Project Title: Leland Police Department Occupant Protection Enforcement**

Location: Leland Mississippi is a small community in the Delta. It is positioned at the crossroads of United States Highway 61 and Highway 82. The population in Leland Mississippi in 2010 was 4,481.

Problem Identification: The City of Leland major infrastructure issues involves transportation. Streets and highways will remain critical transportation issues. The City of Leland is an impoverished area. Abandoned houses and buildings is another issue in the city which can cause a threat to the safety of citizens in the community. The City of Leland has a railroad track which runs about three miles inside of the city. On many occasions, the train car-boxes are stationary on the tracks for months at a time, which can be environmental threat to the city, as well as a threat to the businesses and citizens in the community.

Data: The City of Leland is the neighbor to Greenville which is # 23 on the Top 25 Cities for Serious Crashes. Total crashes have increased from (8) in FY2011 to (68) in FY2012.

Injury crashes have increased from (3) in FY2011 to (6) in FY2012. For the first year of grant for FY2012, the child safety seat citations were (22). The child safety seat citations for FY2012 are (5).

Goal: The Leland Police Department plans to use grant funds to increase high visibility enforcement for child restraint, and seat belt usage. First, with child restraints we want to continue to enforce that children are properly secured while in the vehicle. Increase the visibility of officer presence. The goal is to write more citations to increase seat belt usage.

The Leland Police Department proposes to write a minimum of (25) citations per quarter, for a goal of 100 for FY14 and a minimum of (15) child restraint citations, for a goal of (60).

Strategy: The Leland Police Department will accomplish the goals by conducting no less than (3) safety check points per quarter for occupant protection enforcement. Conduct at least (3) saturation patrols. We will also conduct additional safety check points and saturation patrols during the other national campaigns, holidays and special events.

The Leland Police Department will send (1) officer to Child Passenger training to become a CPS certified technician. The Leland Police Department will take part in child passengers seat safety checkpoints to educate the public and to make sure that all children are properly restrained.

Use of Funds: The agency will utilize the grant funds for the overtime, fringe and (1) CPS training to conduct described program activities above and beyond the agency's daily activities and responsibilities.

**Budget: \$5,075.00 Federal Funding Source 402 OP**

Additional funding: \$14,053.00 Federal Funding Source 154 AL-Carry Forward

---

**Project Number: 14-OP-203-1**

**Project Title: Long Beach Police Department Occupant Protection Enforcement**

Location: Long Beach is located in the Southern region of Harrison County and has a population of 15,110, according to the 2010 census. The area encompasses 10 square miles and is located in District 8. Major roadways in the area are U.S. Highway 90, which is heavily travelled.

Problem Identification: Long Beach shares for the most part a unique quality of a small town, punctuated by the increasing traffic and residential development which is the result of the casino gaming in the surrounding cities of the Mississippi Gulf Coast. Long Beach is heavily travelled to go to and from casino activity, beaches and entertainment opportunities.

Data: Long Beach reported in 2012 there were (294) total crashes, (30) injury crashes, (24) property damage crashes, (1) fatal crash, (3) alcohol related crashes, (1) alcohol fatal crash, (1) speed related crash, (1) speed related fatal crash and (1) motorcycle crash. On an average of (3) three fiscal years (2010, 2011,2012) Long Beach had (445) uninjured, where (2) were not buckled up, (73) injury crashes where (11) were not buckled up.

The agency issued a total of (5,292) total citations for FY12; agency issued (929) speed citations, (283) seatbelt citations, (32) child safety citation, (153) DUI arrests and (1,338) written warnings.

Harrison County ranked 19<sup>th</sup> in total crash rate per 10,000 population, ranked 7<sup>th</sup> in MHP crash rate per 100 million VMT, 6<sup>th</sup> in injury rate per 10,000 population, 2<sup>nd</sup> in injuries per mile of county road.

Goal: The Long Beach Police Department's goal is to reduce crashes, injuries and fatalities. The agency will increase seatbelt citations by 10% from (283) FY12 to (366) FY14 and increase child restraint citations by 20% from (32) FY12 to (38) FY14.

Strategy: The Long Beach Police Department will conduct at least (1) checkpoints/ saturation patrol during each quarter, conduct (2) STEP enforcement checkpoints/saturation patrols and conduct a minimum of (1) presentation to educate the public on occupant protection per quarter.

Use of Funds: The agency will utilize the grant funds for the overtime and fringe to conduct described program activities above and beyond the agency's daily activities and responsibilities.

**Budget: \$8,145.00 Federal Funding Source 402 OP**

**Additional funding: \$56,286.00 Federal Funding Source 405(d)**

---

**Project Number: 14-OP-300-1**

**Project Title: McComb Police Department Occupant Protection Enforcement/LEL**

Location: The City of McComb City is located in the Southwest region of the State of Mississippi. It is a commercial hub for this part of the State due to a large indoor shopping mall, and a Regional Medical Center, the Southwest Mississippi Regional Medical Center, which also includes a cardiovascular surgery center and a cancer treatment center. The City of McComb has recently opened a multi-purpose sports complex to attract various sporting events and other related activities and with Interstate 55, U.S. Hwy. 51, and U.S. Hwy. 98 passing through McComb. The City of McComb is the intersection of three (3) major highway systems.

Problem Identification: Percy Quinn State Park which includes Quail Hollow Championship Golf Course is located within four (4) miles of McComb and is one of the busiest State Parks in Mississippi, which is reflected in that on the weekends, holidays, and during the summer vacation months when the park usually fills up to the point of running out of camping spaces with out of town and out of state patrons. Percy Quinn State Park also has a 700 acre lake "Lake Tangipahoa" which draws both local and out of town and out of state patrons to the park for a day of various water activities. In addition to Lake Tangipahoa, a 1000 acre lake "Lake Okhissa" was opened in 2007 in the Homochitto National Forest which is located approximately 30 miles west of McComb. Also due to the size of Lake Okhissa and it being called a "Bill Dance" signature lake it draws patrons from the surrounding areas to include out of state patrons that pass through and or stay in McComb while fishing the lake. In addition to these lakes there is also three other lakes with an approximate 30 minute drive from the city of McComb, and those being Lake Lincoln near Brookhaven, Lake Mary Crawford near Monticello, and Lake Walthall near Tylertown Mississippi in which these lakes draw patrons from out of town and out of state

that pass through McComb to enjoy the fishing and camping aspects of these lakes. The Southwest Mississippi Community College is also located just north of the City of McComb City, with a portion of the student body being under the age of 21.

There are also private citizens developing commercial property within McComb in an effort to increase the size of the McComb Business Community, along with several hotels and motels within the City of McComb City to include the recent addition of three multi-story motels. This has caused the population of motorist to increase during normal business hours, with many of them remaining in the city limits after a day of work.

With the advent of the technique “Fracking” to produce oil and natural gas, there are private companies that have revived old oil fields here in McComb, Pike County, and in the adjoining county of Amite County. In addition to developing new oil fields in our area, thus increasing the number of oil filled workers, with many of them staying at the various hotels here in McComb.

Data: The City of McComb is in an Occupant Protection Survey County. Pike County rank # 20 in total crash rate per 10,000 population, # 17 in Mississippi Highway Patrol crash rate, # 15 in injury rate per 10,000 per population, # 10 injuries per mile of county road on the Top 20 Counties in Mississippi for Crashes for FY2011. The City of McComb is ranked # 20 on the Top Cities for Serious Injury.

Total crash data increased from (473) in FY2011 to (497) in FY2012. Injury crashes increased from (107) in FY2011 to (134) in FY2012. Unbelted not injured increased from (1,050) in FY2011 to (1,058) in FY2012. Unbelted injuries increased from (158) in FY2011 in (170) in FY2012. Unbelted fatalities decreased from (2) in FY2011 to (0) in FY2012. Drivers ages 16-20 total crashes decreased from 117 in FY2011 to 102 in FY2012.

Drivers ages 16-20 on injury crashes decreased from (33) in FY2010 to (25) in FY2011 and remained at (25) for FY2012. Seat belt citations decreased from (210) in FY2011 to (94) in FY2012. Child Safety Seat Citations decreased from (111) in FY2011 to (23) in FY2012.

According to surveys, the City of McComb has unacceptable usage rates of motor vehicle occupant restraints systems. According to the survey figures, the City of McComb has a front seat motor vehicle occupant’s seatbelt usage rate of approximately 79% in 2012, and proper child restraint usage rate was approximately 21%.

Goal: The overall goal of this project is to increase the motor vehicle occupant protection restraint system usage rate by 5% within the City of McComb City from a 79% usage rate to approximately an 84% usage rate for the project period, through education and high visibility enforcement (HVE). Thereby reducing the total number of fatal and serious injury crashes within the City of McComb City.

The McComb Police Department increase motor vehicle occupant protection restraint system usage 5% from 74% in FY 2012 to approximately 78% in FY2014, by increasing seatbelt citations by 5% from (411) in 2012 to (431) in FY14 and increasing child restraint citations by 5% from (339) in 2012 to (356) in FY14 in an effort to reach the overall goal for the project period.



McComb Police Department will write approximately a minimum of (107) Seatbelt and (90) Child Restraint Citations per Quarter in our effort to reach the overall goal for this project of (431) seatbelt and (356) child restraints for FY14.

Strategy: McComb will conduct no less than (2) safety check points per quarter for a total of (8) for FY14 and conduct no less than (2) Saturation Patrols per quarter for a total of (8) for FY14.

The agency will also conduct (1) seatbelt survey at five various locations and times within the City of McComb and increase public education and awareness of the Occupant Protection safety message. The agency will conduct public service announcements and or press releases each quarter utilizing the local media outlets and informational and educational Occupant Protection safety presentations in the local schools and community events as they are scheduled by the various schools and civic organizations.

The agency will also send two officers to the approved Child Passenger Seat Technician course to become certified technicians to increase the safety of children in the area. The agency will perform safety seat checkup events, as well as hold safety presentations on car seat safety.

Use of Funds: The agency will utilize the grant funds for the overtime; fringe; and contractual service; (2) Child Passenger Safety Technicians trainings and (1) LEL Luncheon.

**Budget: \$15,000.00 Federal Funding Source402 OP**

Additional funding: \$19,257.00 Federal Funding Source 405(d)

---

**Project Number: 14-OP-408-1**

**Project Title: Mississippi Highway Safety Patrol Occupant Protection Enforcement Project**

Location: The Mississippi Highway Patrol is responsible for enforcement activities for the entire State of Mississippi through extensive enforcement. The population of Mississippi is 2,978,512, according to the 2010 census. The State covers square miles 46,923, and county miles 10,958.

Problem Identification: In the 2011 Occupant Protection Traffic Safety Facts, written by the National Highway Traffic Safety Administration (NHTSA), the results from the NHTSA-conducted National Occupant Protection Use Survey were released. The overall 2010 National seat belt use rate was 84%. Specifically, in Mississippi the seat belt use rate increased in 2011 to 81.9%, up from 2009 76%. In 2012, the Mississippi Seat Belt Usage rate increased to 83.2% according to the survey conducted by the Mississippi State University.

The approximate 17% remaining unbelted Mississippians could be reached through extensive enforcement. As an effort to increase the use of occupant protection devices, the Mississippi Highway Safety Patrol proposes strong enforcement events surrounding the already established Click It or Ticket blitz and sustained monthly enforcement program throughout the grant period. The Click It or Ticket blitz is set to run May 19 through June 1, 2014.

Data: Seatbelt citations increased from 1428 in FY2011 to 1999 in FY2012. Child Safety Seat Citations increased from 2695 in FY2011 to 3140 in FY2012. Unbelted not injured increased from 319 in FY2011 to 321 in FY2012. Unbelted injuries increased from 819 in FY2011 to 918

in FY2012. Unbelted fatalities decreased from 168 in FY2011 to 140 in FY2012. The numbers show a large number of male fatalities each year.

Grant funded troopers working on occupant protection enforcement wrote in 2012 (1,999) seat belt tickets and (135) child restraint tickets during 2012, for a total of (2,133). Strict enforcement of Mississippi's occupant protection laws will be implemented and sustained throughout the year and blitz period by Mississippi Highway Safety Patrol.

Goal: The overall goal of the program is to increase the use of occupant protection systems and devices in the State of Mississippi. MHP plans to increase the use of occupant protection devices and systems in Mississippi from 83.2% in 2012 by 2% by the end of FY 2014 to 85%.

The Mississippi Highway Patrol proposes to write a minimum of (409) seat belt grant funded citations each quarter; to reach 5% increase from (1,999) grant funded seat belt citations in FY2012 to (2,038) grant funded seat belt citations for FY 2014. The MHP will increase the number of child restraint citations 5% from (135) in 2012 to (140) in FY14.

Strategy: MHP will accomplish this goal through high visibility enforcement and providing overtime hours to officers for occupant protection enforcement on weekends and holidays with an extra emphasis on the national blitz campaign (Click or Ticket) as well as other special events.

MHP will fund approximately Highway Safety Patrol Troopers during the established Click It or Ticket blitz period, May 19, 2014 through June 1, 2014. The MHP will conduct at least (31) safety checkpoints per quarter, for a total of (124) checkpoints during the grant year.

Use of Funds: The agency will utilize the grant funds for the overtime and fringe to conduct described program activities above and beyond the agency's daily activities and responsibilities.

**Budget: \$157,327.00 Federal Funding Source 402 OP**

Additional funding:   \$2,063,607.00 Federal Funding Source 154 AL-Carry Forward  
                              \$62,853.00 Federal Funding Source 402-Crash  
                              \$9,600.00 Federal Funding Source 402-Youth  
                              \$23,840.00 Federal Funding Source 154 AL-Youth  
                              \$409,552.00 Federal Funding Source 402-Carry Forward

---

**Project Number: 14-OP-410-1**

**Project Title: MOHS Occupant Protection Coordination Program**

Project Description: Provides program management in the Occupant Protection program area to coordinate statewide local law enforcement efforts related to MOHS operations. Program oversees funding to state and local law enforcement agencies for overtime enforcement, and assist in developing strategies for inter-jurisdictional enforcement efforts.

Provide program management for the planned MOHS Seat Belt Survey, the CPS survey and the CIOT National Mobilization. Oversee projects related to CPS, including fitting stations, checkpoint stations and CPS technician training. Oversee OP media campaign during National

CIOT blitz period. Personnel services will include salaries and benefits for 50% Division Director, and two (2) Program Managers at 50% each. Travel, supplies and training will also be included in the project for monitoring, workshops, seminars, and program management at the same percentage. Remainder of funding for personnel can be found in 402 PTS.

**Budget: \$145,000.00 Federal Funding Source 402 OP Occupant Protection**

---

**Project Number: 14-OP-311-1**

**Project Title: Morton Police Department Occupant Protection Enforcement**

Location: Morton is located in Scott County has a population of 3,482, encompasses 7 square miles and is located in District 6. The City of Morton contains several major arteries, including Interstate I-20 East and West, Highway 13 North and South.

Problem Identification: Morton has two (2) private schools and three (3) public schools (Elementary, Jr. High, & High School). Morton has a 150 acre state park where it provides camping, fishing, water sports and has a multi-purpose sports field. Morton has several industries which consist of Koch Foods, Craft-Co Enterprises and more. These industries have an excessive amount of traffic going to and from these plants including semi-trucks w/trailers. Annual average of the labor force in Scott County is 12,760 with 53% male and 47% female. Total employed are 12,230 which consists of 5,960 being in manufacturing and 1,420 in service and misc.

Data: In 2012, Morton had (65) total crashes, (23) injury crashes, (42) property damages, (0) fatal crashes, (3) unbelted not injured, (3) unbelted with injuries and (0) unbelted fatalities.

The agency issued a total of (33) grant funded citations for FY12. The agency issued (33) seatbelt citations and (0) child safety citations for the FY12 grant.

Goal: The goal for the City of Morton Police Department is to reduce the number of injuries and fatalities in traffic accidents. The Morton Police Department will increase seatbelt citations by 100% from (25) FY12 to (50) FY14 and increase child restraint citations by 1000% from (0) FY12 to (10) FY14.

Strategy: Morton Police Department will participate in the NHTSA media campaign for “Click It or Ticket”. The Morton Police Department will work with the local newspaper to spread the message on the importance of using seatbelts/child restraints. The department plans to have at least one newspaper article regarding seatbelt/child restraint issues each quarter in the local newspaper.

The agency will conduct a minimum of (2) Special Traffic Enforcement Program (STEP) HVE/Deterrence checkpoints/saturation patrols during the national “Click It or Ticket” (Memorial Day & Labor Day). The department will hold no less than one school or community presentation each quarter on the dangers of seatbelt/child restraint and teen safety for a total of at least 4 during the year. The agency will implement at least (2) earned media campaigns during the “Click It or Ticket” campaigns.

Use of Funds: The agency will utilize the grant funds for the overtime and fringe to conduct described program activities above and beyond the agency’s daily activities and responsibilities.

**Budget: \$2,500.00 Federal Funding Source 402 OP**

Additional funding: \$7,865.00 Federal Funding Source 154 AL Carry Forward

---

**Project Number: 14-CR-401-1**

**Project Title: MS Department of Health**

Location: The Department of Health is responsible for enforcement activities for the entire State of Mississippi through extensive enforcement. The population of Mississippi is 2,978,512, according to the 2010 census. The State covers square miles 46,923, and county miles 10,958.

Problem Identification: Mississippi's rate of death due to injuries, both intentional and unintentional, exceeds the national rate by more than fifty percent. Despite evidence that most injuries are preventable, they continue to constitute one of the most tragic and costly public health problems to date. In the United States, injury causes more than 160,000 fatalities and sends more than 29 million people to the emergency room each year.

Riding unrestrained is the greatest risk factor for death and injury among child occupants in motor vehicle crashes. According the Mississippi Department of Public Safety in 2008, 76 percent of children under the age of 16 who died in a motor vehicle crash were riding unrestrained. The rate of death due to motor vehicle crashes will be significantly reduced if Mississippi adults properly restrain their children and themselves when riding in a vehicle.

The Mississippi State Department of Health recognizes the severity of this problem and offers instruction on proper installation and use of child restraints. Mississippi now has over 200 certified Child Passenger Safety Technicians across the state. These technicians are trained to check the child restraints to ensure they fit the child properly, are installed correctly inside the vehicle, and are not damaged or expired.

In 2009, 16 children under the age of 13 were killed as passengers in Mississippi.

The 14-20 age range had the highest rate of unbelted fatalities of all other age ranges. In 2010, 90% of Mississippi's children were restrained improperly.

The Mississippi State Department of Health conducts safety seat checks and educates parents in the proper installation of car safety seats.

Data: Unbelted not injured have decreased from (126) in FY2011 to (86) in FY2012. Unbelted injuries decreased from (1,764) in FY2011 to (1,631) in FY2012. Unbelted fatalities decreased from (662) in FY2011 to (600) in FY2012.

Between October 1, 2011 and September 30, 2012, (69) checkpoints were conducted statewide and (2,500) child restraints were distributed through the Child Occupant Protection Program, including efforts of MSDH staff in all nine Public Health Districts, and Safe Kids Mississippi Chapters and affiliated Coalitions. Safe Kids Mississippi conducted (10) Child Passenger Safety Technician courses in different localities and certified (56) new technicians, bringing the total number of technicians and instructors in the State to (272). The fluctuation in the number of CPSTs is a result of new and renewal techs, techs letting their certification lapse due to promotions, changes in job assignments, etc.

Goal: The primary goal of the Child Occupant Protection Program is to reduce deaths and disabilities that occur as a result of non-use or incorrect use of a child restraint device in the event of a motor vehicle crash. Long term, this requires that the overall awareness of the best practices and policies in child passenger safety increase significantly.

- By September 30, 2014, conduct one CPST training course in all nine Health Districts specifically for law enforcement in addition to other interested individuals;
- By September 30, 2014, train at least five new Child Passenger Safety Technicians in all nine Health Districts;
- By September 30, 2014, conduct at least fifty (50) publicized child safety seat checkpoints at local health departments, community events, shopping centers, pre-schools, daycares, or health and safety fairs to promote correct usage statewide;
- By September 30, 2014, distribute at least 8,000 child passenger safety information packets through the state's local health departments, Head Start Centers, daycares, YMCAs, Boys and Girls Clubs, schools, churches and car seat checkpoints;
- By September 30, 2014, plan and implement a program to reach older children, ages 5-14, addressing current discrepancies in restraint usage;
- By September 30, 2014, distribute at least 2,500 no cost safety seats to parents experiencing financial need and living in the state of Mississippi;
- By September 30, 2014, increase the number of permanent inspection stations from 71 to 75 counties;
- Distribute appropriate educational literature and messaging throughout the State;
- By September 30, 2014, conduct at least one training for MSDH staff targeting best practices in child occupant protection, seat belts and laws, and correct safety seat installation; and
- By September 30, 2014, the Injury Prevention Director will attend at least one national safety conference to learn ways of providing technical support and implementing injury-related programs at the local level.

Strategy: The MS Department of Health will accomplish these goals with the following strategies:

- Collaborate with Mississippi Safe Kids to conduct CPST training courses in all nine (9) Public Health Districts;
- Recruit volunteers from Mississippi Safe Kids to assist District Health Educators with implementation of car seat checkpoints;
- Distribute child restraints to all nine (9) Public Health Districts;
- Collaborate with Mississippi Safe Kids, the Mississippi Department of Education, and other local partners to conduct school based educational activities;
- Target child safety seat distribution primarily to health department patients;
- Require all persons distributing child restraints to be certified as a CPSTs;
- Record distribution of safety seats and report progress;
- Recruit volunteers from local fire and police departments to create and maintain inspection stations;
- Establish stations at local community health centers and clinics;
- Create a brochure promoting child passenger safety that is specific to the needs and laws of Mississippi;

- Continue to update the MSDH Injury Prevention website;
- Design and distribute promotional items encouraging good child safety practices; Prepare events promoting National Child Passenger Safety Awareness Week;
- Work closely with District Health Educators and community-based organizations to promote child safety at both the neighborhoods and community levels;
- Participate in annual educational trainings held for the District Health Educators;
- Volunteer to speak at staff meetings and Brown Bag lunches; and
- Locate and attend safety-related meetings and conferences as appropriate, with approval.

Use of Funds: The MS Department of Health will use funds for the purchase of child safety seats for the Mississippi Health Department.

**Budget: \$85,000.00 Federal Funding Source 402 Child Restraint**

Additional Funding Source: \$171,712.82 Federal Funding Source Map-21(b)

---

**Project Number: 14-OP-150-1**

**Project Title: Neshoba County Sheriff's Department Occupant Protection Enforcement**

Location: The Neshoba County Sheriff's Department is responsible for approximately 511 square miles. This is all the mileage in the county except for the 10.6 square miles that make up the City of Philadelphia, approximately 3 square miles inside the Town of Union, and the 60 square miles of land on the Pearl River Indian Reservation. The county contains portions of State Highways 15, 16, 19, 21 and 486.

Neshoba County has one (1) municipality, Philadelphia, which also serves the one (1) Indian Reservation in the State. Philadelphia and the Choctaw Indian Nation have their own police force; however, the Neshoba County Sheriff's Department also patrols these areas as needed or requested. The Town of Union also includes a small part of Neshoba County.

Problem Identification: Neshoba County has led the State in Native American fatalities for each of the past several years. Pearl River Reservation, the State's largest Indian reservation, makes up approximately 10% of Neshoba County and is home to approximately 4,000 members of the Mississippi Band of Choctaw Indians.

In the past 15 years the county has experienced major growth, especially in the City of Philadelphia and on the Pearl River Reservation. Many new retail businesses have opened in Philadelphia and traffic for the entire county has increased as a result of that growth.

During late July and early August, traffic increases even more because of the Neshoba County fair and Choctaw Indian Fair. Each of these events last approximately one week and brings many visitors to the county.

Data: Neshoba County is ranked # 9 on the Top 20 Counties in Mississippi for Crashes under the category of total crash rate per 10,000 in population. Total crashes for Neshoba County has increased from (81) in FY2010 to (91) in FY2012. Injury crashes has increased from (32) in FY2010 to (42) in the FY2012. Unbelted uninjured has decreased from (15) in FY2010 to (10) in FY2012.

Unbelted injuries have decreased from (52) in FY2010, to (6) in FY2012. Unbelted fatalities have decreased from (2) in FY2010 to (1) in FY2012. In the unbelted fatalities there were (5) males and (2) females over the course of three years.

Total crashes for drivers between the ages of 16-20 has increased from (17) in FY2010 to (28) in FY2012. Injury crashes for the ages of 16-20 has increased from (10) in FY2010 to (16) in FY2012. Fatal crashes for the ages of 16-20 were (1) in FY2012.

Goal: In an effort to reduce the number of injuries and fatalities in traffic accidents, the Neshoba County Sheriff's Department will continue its Occupant Protection Enforcement Program for 2014. The Neshoba County Sheriff's Department proposes to increase Occupant Protection citations by 10% from (116) in FY2013 to reach of goal of (127) Occupant Protection citations in FY2014.

Strategy: The Neshoba County Sheriff's Department will increase Occupant Protection Enforcement from (285) hours in FY2013 to (300) hours in FY2014.

The Neshoba County Sheriff's Department will conduct a minimum of four (4) seatbelt/child restraint presentations at schools and community events throughout the year. Provide overtime for officers to reach goals and objectives. Neshoba County Sheriff's Department plans to conduct at least (4) checkpoints during the quarter and conduct at least (4) saturation patrols during the quarter.

The Neshoba County Sheriff's Department will plan to participate in all NHTSA blitz periods such as "Click It or Ticket". The Department also plans to increase enforcement on all major holidays. The Department will set up roadblocks, high visibility patrols, and checkpoints in an attempt to increase seatbelt/child restraints citations and decrease injuries and fatalities. The Department will also provide educational programs to local school children to increase the awareness on the importance of using seatbelts and child restraints.

The Neshoba County Sheriff's Department sets up a booth and works at two (2) local festivals per year providing education information and handouts. The Sheriff's Department will participate in all NHTSA media campaigns for "Click It or Ticket". The Department will work with the local newspapers to spread the message of the importance of using seatbelts/child restraints. The Department plans to have at least one newspaper article regarding seatbelt/child restraint issues each quarter in the local newspaper. The Neshoba County Sheriff's Department will also make two (2) presentations per year at the local county schools. The Department averages one public event per quarter.

The Neshoba County Sheriff's Department will also send one officer to the Child Passenger Seat Technician to become a certified technician for child safety seats.

Use of Funds: The agency will utilize the grant funds for the overtime; fringe; training for (1) Child Passenger Seat Technician Training; and equipment (1) flashlight to conduct described program activities above and beyond the agency's daily activities and responsibilities.

**Budget: \$5,000.00 Federal Funding Source 402 OP**

**Additional funding: \$51,693.00 Federal Funding Source 154 AL**

---

**Project Number: 14-OP-224-1**

**Project Title: New Albany Police Department Occupant Protection Enforcement**

**Location:** The City of New Albany is located in Union County, Mississippi, 70 miles southeast of Memphis, Tennessee, and approximately 20 miles northwest of Tupelo, Mississippi. New Albany has the largest population in Union County, with a population of 8,500, according to the 2010 census.

New Albany represents the commercial center of Union County with many shopping and employment options. New Albany has always been the center of transportation and is where US Highway 78 (future I-22) and four state highways (MS 15, MS 30, MS 178, and MS 348) converge.

**Problem Identification:** The City of New Albany is continuing to see growth. The Toyota Manufacturing plant located in our county now employs approximately 2000 with three work shifts in operation. The full operation of this facility also has a Toyota supplier located in our city working at full capacity.

**Data:** Union County ranks # 21 in the Top Counties in Mississippi for Crashes. New Albany Police Department increased their seat belt citations from (418) in FY2011 to (432) in FY2012. Child safety seat citations decreased from (12) in FY2011 to (11) in FY2012.

Total crashes decreased from (298) in FY2011 to (272) in FY2012. Injury crashes decreased from (72) in FY2011 to (67) in FY2012. Unbelted not injured drivers decreased from (11) in FY2011 to (10) in FY2012. Unbelted injuries decreased from (5) in FY2011 to (3) in FY2012.

Total crashes for drivers ages 16-20 decreased from (76) in FY2011 to (58) in FY2012. Injury crashes for driver's ages 16-20 decreased from (12) in FY2011 to (8) in FY2012.

**Goal:** In an effort to continue reducing the number of injuries in crashes involving those unbelted within the city limits of New Albany, the New Albany Police Department will participate in high visibility enforcement of Mississippi's seatbelt laws.

The New Albany Police Department proposes to increase Seatbelt citations by a minimum of 10% from (432) in 2012 to (475) for Grant FY2014. Increase Child Restraint citations by a minimum of 300% from (11) in FY2012 to (44) for Grant FY2014.

**Strategy:** The New Albany Police Department will use overtime grant funding to place uniformed officers on the streets of our city to enforce Mississippi's seatbelt laws. The Department will work blitzes, checkpoints, and high visibility enforcement activities. The New Albany Police Department will participate in all NHTSA media campaigns including Click It or Ticket. We will work with our local newspapers to spread the message of the importance of seatbelt and child restraint use. We plan to have at least one article per quarter in our local newspaper.

The New Albany Police Department will hold a minimum of (4) school presentations during the FY14 grant year. Officers will speak to students about the importance of wearing a seatbelt.



New Albany Police Department will conduct no less than (5) checkpoints during the quarter, for a total of (20) for FY14. The agency will conduct no less than (3) saturation patrols during quarter, for a total of (12) for FY14.

The agency will conduct at least (2) night time enforcement checkpoints during the quarter for a total of (8) for FY14. The agency will participate in earned media through the local newspaper regarding our goals for the FY14 grant year on the importance of seat belt usage.

Use of Funds: The agency will utilize the grant funds for the overtime and fringe to conduct described program activities above and beyond the agency's daily activities and responsibilities.

**Budget: \$11,800.00 Federal Funding Source 402 OP**

Additional funding: \$69,393.00 Federal Funding Source 154 AL Carry Forward

---

**Project Number: 14-OP-153-1**

**Project Title: Oktibbeha County Sheriff's Department Occupant Protection Enforcement**

Location: The County of Oktibbeha has a population of just fewer than 50,000 and is a growing county in North Central Mississippi. The county has increased since the 2000 census by 11.1%. Oktibbeha County is the home to the largest university in the State, Mississippi State University, with a student population of over 25,000.

The County of Oktibbeha also has four major highway systems that intersect inside the county. These are US Highway 82 and US Highway 12 that are east west highways, and MS Highway 25 and MS Highway 389 that are north south highways. Three of the above mentioned highways are four lane highways with one being both four and two lane in some areas.

Problem Identification: During the year the county is host to hundreds of thousands of visitors annually. Events such as the Sturgis Bike Rally, MSU athletics, Concerts, and parties that bring over 40,000 such as Bulldog Bash and Super Bulldog Weekend cause our deputies to deal with the increase in population during these events. With Mississippi State University being located within our county we host numerous sporting events throughout the year as well. These various events whether it is basketball, baseball, or football brings with it tens of thousands of people in isolated weekends. When visiting however they find that this enforcement is a priority for the next visit. On a home football weekend our county sees the population rise above 75,000 on big games.

According to the Mississippi Department of Transportation statistics for 2006, there are over 100,000 vehicles that travel through the county each day. The highways along with our streets are becoming more dangerous due to the increasing number of traffic offenses being committed such as speeding, No Seat Belt, Child Restraint Violations and other offenses that lead to traffic accidents and injuries during accidents.

Statewide statistics and County Statistics show that many involved in crashes are unrestrained. Our county sees at least one major crash that kills at least one and injures many every year. In 2012, Oktibbeha County had one crash that killed (1) and seriously injured (5), none of which were restrained.

Data: Oktibbeha County is #8 for total crash rate on the Top 20 Counties in Mississippi for Crashes. Oktibbeha County is # 12 for Mississippi Highway Patrol crash rate. The city of Starkville is # 16 on the Top 25 Cities for Serious Injury.

Goal: The Oktibbeha County Sheriff's Department's overall goal of this project is to increase Seat Belt and Child Restraint usage rates within the county of Oktibbeha.

Oktibbeha County Sheriff's Department will increase seat belt citations by 10% or from (268) in 2012 to (300) in 2014. Oktibbeha County plans to increase the number of Child Restraint Citations by 10% or from (25) in 2012 to (30) in FY14.

Strategy: The Oktibbeha County Sheriff's Department will continue to work with the community traffic safety task force consisting of 5-8 members from Highway patrol Troop G. This committee made up of numerous officers of multiple jurisdictions will not only aid in communications with other agencies, it will allow us to work together more efficiently with joint safety checkpoints and other matters that effect neighboring jurisdictions.

Roadside safety checkpoints and extra specific enforcement of these offenses have been proven to increase the rate of seatbelt usage as well as decrease the rate of injuries seen in the crashes that occur in the county. The agency will also increase in the number of violations in conjunction with an increase in media will help in an overall rise in awareness to the problems and dangers of these issues.

The Oktibbeha County Sheriff's Department will increase awareness through public presentations. Conduct educational seminars for judges and prosecutors. Contact local newspapers with information about state and national special traffic enforcement programs, such as "Click it or Ticket". Increase the number of Safety Checkpoints in FY14.

The Oktibbeha County Sheriff's Department will conduct no less than (4) checkpoints during each quarter, for a total of (16) for FY 14. The agency will also conduct no less than (4) saturation patrols during each quarter for a total of (16) for FY14.

Use of Funds: The agency will utilize the grant funds for the overtime and fringe to conduct described program activities above and beyond the agency's daily activities and responsibilities.

**Budget: \$15,000.00 Federal Funding Source 402 OP**

Additional funding: \$33,263.00 Federal Funding Source 154 AL Carry Forward

---

**Project Number: 14-OP-225-1**

**Project Title: Oxford Police Department Occupant Protection Enforcement**

Location: Oxford is located in Lafayette County and has a population of 19,939, according to the 2010 census.

Problem Identification: Oxford has the University of Mississippi located in the city limits and is one of the biggest universities in the State. The college has over 15,000 that attend classes at the

university, the population swells during college events, festivals and sporting events. The area can increase upwards to 50,000 during a single weekend.

With the increases in population, the chance for crashes also increases for injuries and fatalities. Many of those drivers and passengers are unbelted.

Data: The City of Oxford has decreased their seat belt citations from (280) in FY2011 to (211) in FY2012. Child safety seat citations have increased from (28) in FY2011 to (39) in FY2012.

Lafayette County ranks # 5 for total crash rate; and # 15 for Mississippi Highway Patrol crash rate in the Top 20 Counties in Mississippi for Crashes for FY2011. The City of Oxford ranks # 11 in the Top 25 Cities for Serious Injuries for FY2011.

Total crashes have increased from (868) in FY2011 to (920) in FY2012. Injury crashes has decreased from (188) in FY2011 to (181) in FY2012. Property damage has increased from (678) in FY2011 to (739) in FY2012. Fatal crashes have remained at (2) a year for FY2011 and FY2012.

Unbelted not injured drivers have decreased from (19) in FY2011 to (17) in FY2011. Unbelted injuries have decreased (29) in FY2011 to (17) in FY2012.

Total crashes for drivers between the ages of 16-20 have decreased from (190) in FY2011 to (184) in FY2012. Injury crashes for drivers between the ages of 16-20 has increased from (42) in FY2011 to (45) in FY2012.

Goal: Increase the number of seatbelt checkpoints and details in the FY 2014 year.

Oxford Police Department will increase seatbelt citations by 10% from (211) in 2012 to (232) in FY14. Oxford Police Department will also increase child restrain citations 10% from (39) in 2012 to (43) in FY14.

Strategy: The Oxford Police Department proposes to reach the goals by conducting no less than (6) saturation patrols during quarter, for a total of (24) for FY14. The Oxford Police Department will conduct no less than (3) seatbelt checkpoints during each quarter, for a total of (12) checkpoints during FY14.

Use of Funds: The agency will utilize the grant funds for the overtime and fringe to conduct described program activities above and beyond the agency's daily activities and responsibilities.

**Budget: \$7,185.00 Federal Funding Source 402 OP**

**Additional funding: \$124,152.00 Federal Funding Source 410**

---

**Project Number: 14-OP-227-1**

**Project Title: Pass Christian Police Department Occupant Protection Enforcement**

Location: Pass Christian is located in Harrison County the Southern Coastal region of the Gulf Coast and has a population of 4,613 according to the 2010 census the area encompasses 8 square miles and is located in District 8. The area has U.S. 90, which is a heavily travelled road for

vehicles that travel to casinos, beaches and to entertainment establishments. Harrison County is also a MOHS survey county.

Problem Identification: Pass Christian is a small community, but still experiences a high rate of crashes. Traffic flow has increased throughout the city due to a large influx of citizens moving into new communities recently built. One of the problems drivers face are major street repair projects throughout the city which has contributed to an increase in accidents.

The agency issued a total of (1,832) total citations for FY12, (507) speed citations, (182) seatbelt citations, (12) child safety citations and (22) DUI arrests.

Harrison County has (3) two major highways that travel through the county Interstate 10 runs east and west and Highway 49 run north and south. Both of these roads are used as gateways to the Mississippi Gulf Coast. Several casinos are located in Harrison County along with the Gulf Coast.

Data: Pass Christian reported in 2012, (26) total crashes, (7) injury crashes, (19) property damage crashes, (5) alcohol related crashes, and (3) speed related crashes.

Harrison County ranked 19<sup>th</sup> in total crash rate per 10,000 population, ranked 7<sup>th</sup> in MHP crash rate per 100 million VMT, 6<sup>th</sup> in injury rate per 10,000 population, 2<sup>nd</sup> in injuries per mile of county road.

Goal: The Pass Christian Police Department will increase seatbelt citations by 100% from (50) FY12 to (100) FY14 and increase child restraint citations by 50% from (12) FY12 to (18) FY14.

Strategy: The Pass Christian Police Department will accomplish the goals by increasing awareness of seatbelt survey by providing more education to the public and also by having the schools resource officers in the schools educating the youth on the importance of wearing seatbelts. Pass Christian will also continue to provide service announcements/press releases to the public in hopes of decreasing injuries that may be caused by the lack of seatbelt use in crashes.

The Pass Christian Police Department will conduct at least (1) checkpoints/ saturation patrol during each quarter, conduct (2) STEP enforcement checkpoints/saturation patrols and conduct a minimum of (1) presentation to educate the public on occupant protection per quarter.

Use of Funds: The agency will utilize the grant funds for the overtime and fringe to conduct described program activities above and beyond the agency's daily activities and responsibilities.

**Budget: \$12,998.00 Federal Funding Source 402 OP**

---

**Project Number: 14-OP-155-1**

**Project Title: Pearl River County Sheriff's Department Occupant Protection Enforcement**

Location: Pearl River County is located in the Southwestern region of the Gulf Coast and has a population of 55,834, according to the 2010 census. The area encompasses 864 square miles and is located in District 8. Pearl River County is one of (6) six coastal counties boarding the

Louisiana State line. Pearl River County has several major highways that travel through the county. Interstate 59, Highway 11, Highway 43, Highway 53 and Highway 26, US Highway 43 is used as a gateway to the Mississippi Gulf Coast.

Problem Identification: Pearl River County is heavily travelled due to being near the Mississippi Gulf coast, New Orleans and near entertainment, casinos and beaches that are near the area. The Pearl River Community College is located in Pearl River County at Highway 11 and Highway 26 in Poplarville, which brings in influx of young drivers into the area. With the increase in vehicles in the area, the changes for crashes, injury and fatalities increases.

Data: Pearl River County reported in 2012, (332) total crashes, (119) injury crashes, (211) property damages crashes, (2) fatal crashes, (66) speed related crashes and (1) speed related fatal crash. Pearl River County ranked 6<sup>th</sup> in injuries per mile of county road.

Goal: Pearl River County Sheriff's Department is striving to reduce crashes and increase the use of seatbelts within the community. Pearl River County Sheriff's Department will increase seatbelt citations by 100% from (50) FY12 to (100) FY14 and increase child restraint citations by 25% from (40) FY12 to (50) FY14.

Strategy: The Pearl River County Sheriff's Department will conduct at least (1) checkpoints/saturation patrol during each quarter, conduct (2) STEP enforcement checkpoints/saturation patrols and conduct a minimum of (1) presentation to educate the public on occupant protection per quarter.

Use of Funds: The agency will utilize the grant funds for the overtime and fringe to conduct described program activities above and beyond the agency's daily activities and responsibilities.

**Budget: \$5,022.00 Federal Funding Source 402 OP**

**Additional funding: \$97,632.00 Federal Funding Source 154 AL Carry Forward**

---

**Project Number: 14-OP-422-1**

**Project Title: Pearl River Water Valley - Reservoir Patrol Police Department Occupant Protection Enforcement**

Location: Reservoir Police Department jurisdiction is located within five (5) counties- Madison, Rankin, Hinds, Scott and Leake. Two of the four ways across the Pearl River from the metro area- one being Spillway Road, the other Hwy 43 are located within the Pearl River Valley jurisdiction.

The area is considered a "resort area". People from around the country come to the reservoir to participate in various events- includes Pepsi Pops, the Fourth of July Celebration (firework display), many fishing tournaments and many other sporting events.

Problem Identification: The area is heavily travelled with lots of vehicles travelling to the reservoir area and for entertainment. The increase in vehicles to the area increases the chances for crashes, injury and fatalities. With the increase in vehicles, many drivers and passengers are unbuckled.

Data: In 2012, Reservoir Patrol reported (32) injury crashes, (99) property damage crashes, (1) alcohol related crash, (9) speed related crashes.

The agency issued a total of (2,614) citations, (196) speed citations, (230) seatbelt citations, (85) child safety citations, (194) DUI citations and (143) written warnings for FY12. The Reservoir Patrol had (901) uninjured crashes with (9) unbelted and (102) injury crashes with (7) unbelted.

Madison County ranked 11<sup>th</sup> in total crash rate per 10,000 populations in 2011, ranked 15<sup>th</sup> in injuries per mile. The area is also located in Rankin County where they are ranked #13 for Total Crash Rate per 10,000 Population Top Twenty-five Counties in Mississippi for Crashes.

Goal: Reservoir Patrol Police Department is striving to reduce accidents and take the use of seatbelt to 100% within the community.

The Reservoir Patrol will increase seatbelt citations by 100% from (50) FY12 to (100) FY14 and increase child restraint citations by 100% from (5) FY12 to (10) FY14.

Strategy: The agency will use the funds to provide overtime to officers to work overtime in conducting Occupant Protection enforcement throughout the year. The agency will conduct (2) Special Traffic Enforcement Program (STEP) HVE/Deterrence checkpoints/saturation patrols during the national “Click It or Ticket IT” (Memorial Day & Labor Day) conduct a minimum of for a total of at least (4) during the year.

The agency will conduct a minimum of (1) public outreach/educational campaign per quarter on the dangers of seatbelt/child restraint and teen safety for a total (4) during the 12 month period.

The agency will implement at least (2) earned media campaigns during the “Click It or Ticket It” campaigns.

Use of Funds: The agency will utilize the grant funds for the overtime and fringe to conduct described program activities above and beyond the agency’s daily activities and responsibilities

**Budget: \$10,000.00 Federal Funding Source 402 OP**

Additional funding: \$61,891.00 Federal Funding Source 405(d)

---

**Project Number: 14-OP-228-1**

**Project Title: Philadelphia Police Department Occupant Protection Enforcement**

Location: The City of Philadelphia encompasses 75.85 city miles and is located in Neshoba County, in District 6, Troop H in the Eastern portion of the State. Philadelphia has a population of 7,477, according to the 2010 census.

Problem Identification: The Choctaw Indian Reservation is located in Philadelphia and is home to several casinos, entertainment areas, water parks, restaurants and bars, some of which serve alcoholic beverages 24/7. With the increase of tourists and visitors to the area, there has been an increase in the area for crashes, injuries and fatalities.

Data: Neshoba County ranks # 7 on the top 20 counties for crashes in Mississippi. Total crashes decreased from (489) during FY2011 to (455) in FY2012.

Goal: In an effort to reduce the number of injuries and fatalities in traffic accidents, the Philadelphia Police Department will continue Occupant Protection Enforcement program for FY2014.

The Philadelphia Police Department will increase Occupant Protection citations by 10% from (160) in FY2013 to reach goal of (176) Occupant Protection citations in FY2014.

Strategy: Philadelphia Police Department will conduct at least (4) checkpoints during each quarter. The agency will also conduct at least (6) saturation patrols during quarter. The agency will also conduct at least (1) Night Time Enforcement checkpoint and (1) child passenger seat safety seat checkpoint.

The Philadelphia Police Department sets up a booth and works at two (2) local festivals per year providing education information and handouts. The Police Department will participate in all NHTSA media campaigns for “Click It or Ticket”. The Police Department will work with the local newspapers to spread the message of the importance of using seatbelts/child restraints. The Department plans to have at least one newspaper article regarding seatbelt/child restraint issues each quarter in the local newspaper. They also make two (2) presentations per year at the local city school. The Police Department averages one public event per quarter.

Use of Funds: The agency will utilize the grant funds for the overtime; fringe; contractual services; training for (1) Child Passenger Seat Technician Training; and equipment (1) flashlight to conduct described program activities above and beyond the agency’s daily activities and responsibilities.

**Budget: \$9,248.00 Federal Funding Source 402 OP**

**Additional funding: \$54,306.00 Federal Funding Source 405(d)**

---

**Project Number: 14-OP-229-1**

**Project Title: Picayune Police Department Occupant Protection Enforcement**

Location: Picayune is located in Pearl River County, in the Southwestern Coastal region of the Gulf Coast and has a population of 10,878, according to the 2010 census. The area encompasses 17.09 square miles and is located in District 8. Picayune is situated along Interstate 59 approximately 4 miles from the bordering state of Louisiana. Other major roadways are U.S. Highway 11, Mississippi Highway 43 and Interstate 59 intersects the city.

Problem Identification: Picayune is part of the six coastal counties that make the southernmost part of Mississippi. New Orleans lies approximately 49 miles to the south while the MS Gulf Coast is a short 30 minute drive. The north gate of the Stennis Space Center is located approximately 10 minutes from Picayune and the three of the most traveled highways in the United States, I-59, I-10, and I-12, intersect approximately 10 miles to the south. The City of Picayune endures heavy traffic flow because of the increase in traffic and visitors into the area.

Data: Picayune Police Department reported in 2012, (424) total crashes, (81) injury crashes, (313) property damage crashes, (1) fatal crash, (11) alcohol related crashes, and (18) speed related crashes, (11) unbelted not injured, (5) unbelted with injuries.

The agency issued a total of (4,769) total citations for FY12, (574) speed citations, (912) seatbelt citations, (50) child safety citations, (224) DUI arrests. Pearl River County ranked 6<sup>th</sup> in injuries per mile of county road.

Goal: The goal for the Picayune Police Department is to continue to reduce vehicle crashes and fatalities. By the end of the FY14, the police department will reduce crashes and fatalities with an emphasis on Occupant Protection enforcement.

The agency will increase awareness of seatbelts by conducting a survey, by providing more education to the public and in the schools on the importance of wearing seatbelts. Continue to provide service announcements/press releases to the public in hopes of decreasing injuries that may be caused by the lack of seatbelt use in crashes.

Picayune Police Department will increase seatbelt citations by 10% from (75) FY12 to (80) FY14 and increase child restraint citations by 1000% from (0) FY12 to (10) FY14.

Strategy: The agency will use the funds to provide overtime to officers conduct Occupant Protection enforcement throughout the year. The agency will conduct (2) Special Traffic Enforcement Program (STEP) HVE/Deterrence checkpoints/saturation patrols during the national “Click It or Ticket IT” (Memorial Day & Labor Day) conduct a minimum of for a total of at least (4) during the year.

The agency will conduct a minimum of (1) public outreach/educational campaign per quarter on the dangers of seatbelt/child restraint and teen safety for a total (4) during the 12 month period.

The agency will implement at least (2) earned media campaigns during the “Click It or Ticket It” campaigns.

Use of Funds: The agency will utilize the grant funds for the overtime and fringe to conduct described program activities above and beyond the agency’s daily activities and responsibilities.

**Budget: \$5,000.00 Federal Funding Source 402 OP**

**Additional funding: \$26,387.00 Federal Funding Source 154 AL Carry Forward**

---

**Project Number: 14-OP-323-1**

**Project Title: Plantersville Police Department Occupant Protection Enforcement**

Location: The Town of Plantersville is located in Lee County, which is a MOHS survey county. The population of Plantersville is 1,155, according to the 2010 census. The city is just south of the City of Tupelo, MS with joining city limits. Tupelo is the one of the largest cities in Mississippi and with its new expansion has grown even larger. The town of Plantersville is divided by Hwy 6 which turns into Main Street when entering the town limits.



Problem Identification: About 1.4 miles west of Plantersville is the City of Verona which has gotten a reputation as being one of the most dangerous cities in Lee County. The call volume for the town is rumored to be as high or higher as Tupelo per capita.

With the opportunities that are offered, the town of Plantersville acts as a hub for those traveling to and from Tupelo for business and entertainment. With the large amount of traffic during certain times of the year, extra enforcement for occupant safety is extremely helpful in providing safety and decreasing injury and death in traffic accidents.

Plantersville is also home to the Plantersville Middle School which consists of grades 5th – 8th. The school has basketball and football program's which increases Plantersville's population during these events, as well as other school programs such as Jr. High Prom and other banquets.

Tombigbee State Park is located about a mile to the east of Plantersville. With the many amenities that is offered by the state park such as fishing, camping, boating, bicycling and much more increases the population and traffic in the town of Plantersville during the spring summer and fall months of the year.

The town of Plantersville has entered into interagency agreements to provide assistance to these other agencies as well as the Lee County Sheriff's Department, Mississippi Department of Transportation and Highway Patrol as well as other state agencies. The industry in the town of Plantersville consists of one mattress factory, a metal processing facility, several retail stores, restaurants, local businesses, car lots, grocery and convenience stores.

Data: Lee County is located in a seat belt target area and teen seat belt area. Seat belt usage for Lee County is at 74.4 percent as of FY2011. Lee County is ranked as #15 for total crash rate per 10,000 population, #19 for injury rate per 10,000 population, and # 14 for injuries per mile of county road on the 2011 Ranking of Top Twenty Counties in Mississippi for Crashes.

Seat belt citations decreased from (35) as of FY2011 to (11) as of FY2012. Injury crashes increased from (1) in FY2010 to (2) in FY2011 and remained at (2) in FY2012.

Goal: In an effort to reduce the number of motor vehicle injuries and fatalities within Plantersville, Mississippi by the end of FY14, the Plantersville Police Department will increase seat belt enforcement, and outreach to the schools and community to provide awareness.

The Plantersville Police Department will increase the number of seat belt citations by approximately 400% from (11) in 2012 to (44) in 2014 and will increase the number of child restraint citations by approximately 400% from (5) in 2012 to (20) in 2014.

Strategy: The Plantersville Police Department will conduct no less than (3) checkpoints during each quarter; no less than (1) child passenger seat checkpoints during each quarter; and conduct no less than (2) saturation patrols during each quarter.

Public information and education will consist of public radio announcements, along with outreach presentations to schools, and the community. The Plantersville Police Department will have representation to provide information and awareness at town functions along with other

activities in the area. These efforts will be done in order to inform the public and educate them in order to prevent and reduce injuries and fatalities in traffic accidents.

The Plantersville Police Department Plans to hold a minimum of (2) community presentations for the FY14 grant year. The agency will conduct presentations on occupant safety and be instructed on the proper installation of child seats/restraints by a certified child safety seat technician, as well as be educated on the age, weight, and height and what restraint is appropriate and safest for that child.

The Plantersville will also have 1 officer attend Child Passenger Seat Technician Course in order to provide proper instruction during presentations to the community on child restraint safety. This will inform the public and reduce the risk of injury and death when children are involved in automobile accidents when they are in a properly installed child seat.

Use of Funds: The agency will utilize the grant funds for the overtime; fringe; training and contractual services for (1) CPS technician training to conduct described program activities above and beyond the agency's daily activities and responsibilities.

**Budget: \$3,575.00 Federal Funding Source 402 OP**

**Additional funding: \$7,027.00 Federal Funding Source 154 AL Carry Forward**

---

**Project Number: 14-OP-775-1**

**Project Title: Puckett Police Department Occupant Protection Enforcement**

Location: The town of Puckett is located in Rankin County and has a population of 345, according to the 2010 census. The area encompasses 6 square miles and is located in District 1, Puckett is in the Central portion of the State borders on the edge of Smith County and Simpson County.

Problem Identification: Puckett is a very small farming town with one school, three churches and a main intersection where Highway 13 and Highway 18 intersect. These two highways are heavily traveled roads with parents, grandparents, farmers, teenagers going to and from school, running errands and semi-trucks going to and from farms on a daily basis. Highway 13 runs from Lena to Prentiss and Highway 18 runs from Brandon to Raleigh.

Data: Puckett had (12) crashes for 2010 – 2012, which consists of (19) uninjured with one being unbelted and (7) injured that were belted. Rankin County ranked #13 in overall crashes per 10K population in 2011.

The agency issued (13) seatbelt citations in FY10 and increased to (80) and increased to (36) in FY12.

Goal: Puckett Police Department's overall goal is to increase seatbelt citations 50% from (36) in FY12 to (54) citations in FY14.

Strategy: Puckett Police Department's will reach the goals by conducting no less than (4) checkpoints during each quarter and conduct at least (4) saturation patrols during each quarter.

Puckett Police Department's will conduct no less than (4) community/school presentations during the FY2014 and the agency will implement at least (2) earned media campaigns during the "Click It or Ticket It" campaigns.

Use of Funds: The agency will utilize the grant funds for the overtime and fringe to conduct described program activities above and beyond the agency's daily activities and responsibilities.

**Budget: \$3,500.00 Federal Funding Source 402 OP**

---

**Project Number: 14-OP-162-1**

**Project Title: Scott County Sheriff's Department Occupant Protection Enforcement**

Location: Scott County is located in Central portion of Mississippi and has a population of 28,264, according to the 2010 census. The area encompasses 610 square miles and is located in District 6. Major roadways in the area are I-10 and U.S. Highway 80.

Problem Identification: The area is heavily traveled with vehicles and large trucks traveling east to west through the State. Many of the vehicles that travel through the area have unbelted drivers and passengers.

Data: In 2012, Scott County reported (78) total crashes, (23) injury crashes, (54) property damage crashes, (1) fatal crash, (3) alcohol related crashes, (8) speed related crashes, (8) unbelted -not injured, (7) unbelted injuries, and (1) unbelted fatality.

The agency issued a total of (6) citations, (4) speed citations, (0) seatbelt citations, (1) child safety citations, and (42) DUI citations for FY12. Scott County ranked 20<sup>th</sup> in total injury rate per 10,000 populations in 2011.

Goal: The goal of the Scott County Sheriff's Department is to reduce crashes, injuries and fatalities.

Scott County Sheriff's Department is striving to reduce accidents and take the use of seatbelt to 100% within the community. This will take the number of accidents with injuries to a lower rate and maintain a low fatality rate. The Scott County sheriff's Department will increase seatbelt citations by 7500% from (0) FY12 to (75) FY14 and increase child restraint citations by 3500% from (1) FY12 to (35) FY14.

Strategy: The agency will use the funds to provide overtime to officers to conduct Occupant Protection enforcement throughout the year. The agency will conduct (2) Special Traffic Enforcement Program (STEP) HVE/Deterrence checkpoints/saturation patrols during the national "Click It or Ticket It" (Memorial Day & Labor Day) conduct a minimum of for a total of at least (4) during the year.

The agency will conduct a minimum of (1) public outreach/educational campaign per quarter on the dangers of seatbelt/child restraint and teen safety for a total (4) during the 12 month period.

The agency will implement at least (2) earned media campaigns during the "Click It or Ticket It" campaigns.

Use of Funds: The agency will utilize the grant funds for the overtime and fringe to conduct described program activities above and beyond the agency's daily activities and responsibilities.

**Budget: \$10,000.00 Federal Funding Source 402 OP**

**Additional funding: \$25,893.00 Federal Funding Source 154 AL Carry Forward**

---

**Project Number: 14-OP-163-1**

**Project Title: Sharkey County Sheriff's Department Occupant Protection Enforcement**

Location: Sharkey County is located in the West Central area of the state of Mississippi also referred to as the South Delta. It is a well-traveled corridor connecting regional areas of Washington County to the north and Warren County to the south. The population of Sharkey County is 6,580, according to the 2010 census.

Problem Identification: Sharkey County is also located on the Blues trail in which Hwy. 61 run through its exclusive county long two lane section that is 32 miles in length. This scenic route is an increasingly traveled highway from Memphis, TN to the north to Baton Rouge, LA to the south. Occupant protection is an increasingly important enforcement priority for the Sharkey County Sheriff's Department because of the increasing traffic and higher probability of fatalities which occur in our area.

The Delta National Forest area is also another point of concern for occupant safety for the Sharkey County Sheriff's Department's jurisdiction. State Highway 61, Highway 14 and Highway 16 are areas which see a consistent number of vehicle crashes with wildlife from the Delta National.

The ability to increase Sharkey County Sheriff's Department patrols would help increase safety of occupants traveling the jurisdiction and decrease the likelihood of fatal crashes.

Data: Sharkey County is located next to Issaquena County which is ranked # 25 on the Top 25 Counties for Serious Injury Crashes. Sharkey County does not have any citation information, this is the first time applying for funding.

Goal: In an effort to increase the number of seat belt usage and child restraint the Sharkey County Sheriff's Department will increase high visibility enforcement with emphasis on child restraint, and seat belt usage.

The agency will write no less than (10) seat belt citation during each quarter, to reach 100% goal of (40) for FY2014. The agency will also write no less than (5) seat belt citation during each quarter, to reach 100% goal of (20) for FY2014.

Strategy: The Sharkey County sheriff's Department will reach the goals by conducting no less than (3) saturation patrols each quarter, for a total of (12) for FY14. The agency will also conduct no less than (3) checkpoints per quarter for a total of (12) for FY14.

The agency will also conduct no less than (1) school, community or public information presentations during each quarter for a total of (4) for FY14.

Use of Funds: The agency will utilize the grant funds for the overtime and fringe to conduct described program activities above and beyond the agency's daily activities and responsibilities.

**Budget: \$ 2,500.00 Federal Funding Source 402 OP**

Additional Funding: \$19,367.00 Federal Funding Source 154 AL Carry Forward

---

**Project Number: 14-OP-881-1**

**Project Title: Sherman Police Department Occupant Protection Enforcement/LEL**

Location: The Town of Sherman is located within Pontotoc County and is currently in the process of an annexation, will double the area in size. The number of miles will not be available until the annexation is complete. The population is currently 639. Sherman has recently had Highway 9 completed and has US78 and Magnolia Way which are heavily travelled areas.

Problem Identification: The area is seeing a tremendous amount of growth due to the construction of a Toyota manufacturing plant, along with other manufactures of car parts which will be working with Toyota. With the increase in jobs in the area, also increases the problems in traffic safety.

Data: The Town of Sherman is located in an Occupant Protection Survey County and Teen Seat Belt County. Seat belt citations increased from (52) in FY2011 to (94) in FY2012. Child Safety Seat Citations decreased from (12) in FY2011 to (7) in FY2012. Total crashes and Injury crashes decreased during the FY12.

Goal: Sherman Police Department plans to elevate the amount of enforcement because of the growth of the town and enforce the Occupant Protection laws with zero tolerance during FY14. Also, plans are to increase the number of agencies in Troop F reporting on federal blitz periods and educate the public about the dangers of driving while unrestrained.

Sherman Police Department will increase seatbelt citations by 25% goal from (94) in 2012 to (118) for FY2014. Sherman will also increase child restraint citations to reach a 100% goal from (7) in 2012 to (14) child restraint citations FY2014.

Strategy: Sherman Police Department will reach the goals by conducting no less than (4) checkpoints during each quarter and conduct at least (4) saturation patrols during each quarter.

Sherman Police Department will conduct no less than (4) community/school presentations during the FY2014 and will continue to network with Troop F as the Coordinator for the Mississippi Law Enforcement Liaison Office.

Use of Funds: The agency will utilize the grant funds for the overtime; fringe; and (1) LEL Luncheon for the national blitz for Click It or Ticket to conduct described program activities above and beyond the agency's daily activities and responsibilities.

**Budget: \$10,002.00 Federal Funding Source 402 OP**

Additional funding: \$53,905.00 Federal Funding Source 405(d)

---

**Project Number: 14-OP-231-1**

## **Project Title: Starkville Police Department Occupant Protection Enforcement/LEL**

Location: The City of Starkville, with a population of just over 25,000, is a growing city in North Central Mississippi. The city of Starkville in the year of 2008 showed a 10% increase in population since 2000. According to the last census Starkville has moved into the 14<sup>th</sup> largest city in the State of Mississippi.

Starkville is the county seat of Oktibbeha County and home to the largest university in the state, Mississippi State University, with a student population of over 20,000. Mississippi State University has 92 countries represented by students and staff who contribute to a unique small town culture. The Starkville Police Department safeguards this diverse community consisting of our local citizens, international guests, commuting workers from surrounding counties as well as tens of thousands of visitors to our city each year.

Starkville has seen an increase in population within the city and an increase in enrollment at Mississippi State University. Starkville is the hub of the Golden Triangle area, being located within twenty-five miles of Columbus and West Point. The City of Starkville, in addition to being the home to Mississippi State University, is also within twenty-five minutes of Mississippi University for Women and East Mississippi Community College. Starkville is also home to 1 public high school, 2 private high school, 6 public primary/middle schools and 2 private primary/middle schools.

Starkville has several major roadways that are located in the area US Highway 82 and US Highway 12 that are east west highways, and MS Highway 25 and MS Highway 389 that are north south highways. Three of the above mentioned highways are four lane highways with one being both four and two lane in some areas.

Problem Identification: Starkville is the host to thousands of visitors for college sporting events, concerts, festivals and business events. Starkville hosts several art and music festivals, such as Down in the District and Bulldog Bash, brings a large number of visitors to the area. Estimated attendance at the Bulldog Bash, held in September 2012, was 30,000. The university and local businesses also host meetings and conferences throughout the year. During the past year, more bar and club establishments have been opened, cold beer sales were approved by the board of aldermen and bar hours were extended on the weekends as well in recent years. With the wide variety of the types of clubs, the nightlife in Starkville has grown and multiplied.

In addition to festivals, concerts, rallies and sporting events, Starkville has become known as a place of rest and relaxation. Whether attending an event or relaxing and vacationing in town, the increased number of residents and visitors along with the extended club hours has increased the number of seat belt tickets consistently over the past years.

According to the Mississippi Department of Transportation statistics for 2006, there are over 100,000 vehicles that travel through the city each day. The highways along with our city streets are becoming more dangerous due to the increasing number of traffic offenses being committed.

Data: Oktibbeha County is #8 for total crash rate on the Top 20 Counties in Mississippi for Crashes. Oktibbeha County is # 12 for Mississippi Highway Patrol crash rate. The city of Starkville is # 16 on the Top 25 Cities for Serious Injury.

Goal: Starkville Police Departments overall goal is to increase Seat Belt usage via education and enforcement. Expectations of the project are a continued increase in Seat Belt and Child Safety Seat citations as well as other violations commonly seen with traffic stops. This extra enforcement as well will assist the department in lowering collisions within our jurisdiction.

Starkville Police Department plans to increase Seat Belt Citations by 10% or from (2,840) in 2012 to (3,080) in FY14. The agency also plans to increase child restraint citations from 10% from (271) in 2012 to (298) in FY14.

Strategy: Starkville Police Department in past fiscal years has hired 10 new officers. By hiring these new employees, new officers are entering the work force that is being motivated by different aspects of Law enforcement. One of the techniques is showing the officer the correlation of injuries from collision to that of unrestrained motorist and passengers.

An increase in the number of violations in conjunction with an increase in media will help in an overall rise in awareness to the problems and dangers of these issues. Once the awareness is made most will start to follow the law as it is wrote in Mississippi. Those that still do not comply will receive education after a penalty is imposed.

The Starkville Police Department will conduct no less than (4) checkpoints during each quarter and (4) saturation patrols during each quarter, for a total of (16) checkpoints and saturation patrols for FY14.

The Starkville Police Department is active in the enforcement of Child Restraint usage within the city. During speaking sessions officers go to schools and daycares and speak to the children in relation to wearing the proper device. This is in the hopes that even if the parent does not properly restrain their child that the child will take the steps on his / her own to buckle up.

Use of Funds: The agency will utilize the grant funds for the overtime; fringe; and (1) LEL Luncheon for the national blitz for Click It or Ticket to conduct described program activities above and beyond the agency's daily activities and responsibilities.

**Budget: \$26,456.00 Federal Funding Source 402 OP**

**Additional funding: \$145,830.00 Federal Funding Source 405(d)**

---

**Project Number: 14-OP-346-1**

**Project Title: Summitt Police Department Occupant Protection Enforcement/LEL**

Location: Summit is located in Pike County the Southwest region of the State and has a population of 1,705, according to the 2010 census. The area encompasses 1.7 square miles and is located in District 9. Major roadways in the area are Interstate 55 and U.S. Highway 51.

Problem Identification: Summit is a commercial hub for this part of the state due to several downtown commercial businesses, and Southwest Mississippi Community College, with a portion of the student body being under the age of 21 and brings more traffic through the town.

U.S. Highway 51 passes through the town and the west end of Lawrence Street turns to US Highway 98 West that leads to Lake Okhissa, a 1,075 acre lake. Due to the large size of the lake

and being known as “Bill Dance” signature lake, it draws patrons from surrounding areas and out-of-state as well.

Data: Summit Police Department reported in 2012, (54) total crashes, (12) injury crashes, (46) property damage crashes, (1) alcohol related crash, and (1) speed related crash.

The agency issued a total of (298) total citations for FY12, (36) seatbelt citations, (2) child safety citations.

Pike County ranked 20<sup>th</sup> in total crash rate per 10,000 population, 17<sup>th</sup> in MHP crash rate per 100 million VMT, 15<sup>th</sup> in injury rate per 10,000 population, 10th in injuries per mile of county road.

Goal: The goal for Summit Police Department is to continue to reduce vehicle crashes by FY14.

The Summit Police Department will increase seatbelt citations by 10% from (119) FY12 to (131) FY14 and increase child restraint citations by 100% from (9) FY12 to (20) FY14.

Strategy: The agency will use the funds to provide overtime to officers dedicated to conducting Occupant Protection enforcement throughout the year. The agency will conduct (2) Special Traffic Enforcement Program (STEP) HVE/Deterrence checkpoints/saturation patrols during the national “Click It or Ticket It” (Memorial Day & Labor Day) conduct a minimum of for a total of at least (4) during the year.

The agency will conduct a minimum of (1) public outreach/educational campaign per quarter on the dangers of seatbelt/child restraint and teen safety for a total (4) during the 12 month period.

Continue to provide service announcements/press releases to the public in hopes of decreasing injuries that may be caused by the lack of seatbelt use in crashes. The agency will implement at least (2) earned media campaigns during the “Click It or Ticket It” campaigns.

Use of Funds: The agency will utilize the grant funds for the overtime and fringe to conduct described program activities above and beyond the agency’s daily activities and responsibilities.

**Budget: \$5,876.00 Federal Funding Source 402 OP**

---

**Project Number: 14-OP-234-1**

**Project Title: Vaiden Police Department Occupant Protection Enforcement**

Location: The Town of Vaiden is located in Carroll County and has a population of 940, according to the 2010 census. Vaiden is located off Interstate 55 and near Highway 35.

Problem Identification: A problem area for the Vaiden Police Department in relation to Occupant Protection is the location of 7 bars in a 1 mile stretch of Highway 35.

Vaiden is located immediately off of Interstate55 and encounters an increase in traffic, especially during the holidays. Within that same 1 mile stretch are 3 gas stations and 1 truck stop. The area of Highway 35 under I-55 has been the scene of 2 fatal accidents during 2012. Vaiden is also located in a teen target area for seatbelt usage.



Data: Vaiden Police Department had an increase in the number of seat belt citations from (7) in FY2011 to (18) in FY2012. Child safety seat citations increased from (0) in FY2011 to (4) in FY2012.

Goal: In an effort to reduce the number of drivers, infants and children not wearing seat belts or child restraint devices within the Town of Vaiden, by the end of FY14, The Town of Vaiden Police Department will increase seat belt enforcement and citations written.

The Vaiden Police Department will increase the number of seatbelts by approximately 450% from (18) in 2012 to (99) in 2014. Vaiden Police Department will also increase the number of child restraint citations 400% from (4) in 2012 to (20) in 2014.

Strategy: Increase law enforcement visibility during the holidays and national seat belt campaigns through high visibility enforcement within the city limits.

The Vaiden Police Department will conduct no less than (2) checkpoints during each quarter, for a total of (8) for the FY grant year. The Vaiden Police Department will also conduct no less than (2) saturation patrols during each quarter, for a total of (8) for FY 14.

The Vaiden Police Department will also participate in night time seatbelt enforcement and conduct a minimum of (4) safety presentations in the area and at (3) community events/

Use of Funds: The agency will utilize the grant funds for the overtime and fringe to conduct described program activities above and beyond the agency's daily activities and responsibilities.

**Budget: \$3,000.00 Federal Funding Source 402 OP**

---

**Project Number: 14-OP-234-1**

**Project Title: Vicksburg Police Department Occupant Protection Enforcement**

Location: The City of Vicksburg is located on the banks of the Mississippi River and has the major artery of Interstate 20 running through it. The City of Vicksburg has a population of 23,658, according to the 2010 census.

Problem Identification: City of Vicksburg has four Casinos all are located near the Interstate. On the East side of the city Hinds Community College campus located on Highway 27. In addition to these Vicksburg is home to four major government facilities with their work force traveling from as far as Jackson Mississippi each day to work. Vicksburg along with the National Military Park (which is a major source of tourism accounting for about one million tourists per year) recently celebrated the one hundred and fifty year anniversary of the Civil War which will probably push that number up this year.

Data: Warren County is ranked #12 for total crash rate per 10,000, #2 on Mississippi Highway Safety crash per 100 million, # 13 for injury rate per 10,000 population, #11 for injuries per mile of county road in the Top 20 Counties in Mississippi for Crashes. Vicksburg is ranked # 3 in the Top 25 Cities for Serious Injuries.

Total crashes have decreased from (861) in FY2011 to (740) in FY2012. Injury crashes has decreased from (255) in FY2011 to (190) in FY2012. Unbelted not injured has decreased from (24) in FY2011 to (22) in FY2012. Unbelted injuries have decreased from (20) in FY2011 to (11) in FY2012.

Drivers aged 16-20 on total crashes has decreased from (148) in FY2011 to (138) in FY2012. Drivers aged 16-20 on injury crashes has decreased from (49) in FY2010 to (40) in FY2011 and remained at (40) in FY2012.

Seat belt citations have decreased from (35) in FY2011 to (18) in FY2012. Child safety seat citations have increased from (13) in FY2011 to (29) in FY2012.

Goal: The Vicksburg Police Department aims to increase the seatbelt usage rate, reduce the number of motor vehicle fatalities, motor vehicle crashes, and unbelted injury accidents inside the city by the end of FY2014 through enhanced traffic enforcement (saturation patrol, enforcement roadblocks, increased nighttime enforcement checkpoints, sustained high visibility), and through the delivery of increased seat belt and child restraint education.

Increase the seat belt usage rate by 8.15% from the 2012 rate of 73.75% to 81.9% by the end of FY2014 and increase the number of agency citations issued for child restraint from (186) to (250) in FY2014, thereby increasing the number of grant funded citations issued for child restraint from (29) to (60) in FY2014. Increase the number of seat belt and child restraint school/community presentation from (1) per quarter in FY2013 to (5) per quarter in FY2014.

Strategy: The Vicksburg Police Department will hold at least (4) public safety announcements and press releases will be printed, distributed and /or aired on the City's local government cable television channel 23. Vicksburg Police will partner with the Vicksburg Warren School District and local daycares to schedule seatbelt and child restraint education presentation.

Vicksburg Police will conduct child passenger safety seat demonstrations during community events and during National Child Passenger Safety Week. Officers will actively promote seatbelt safety during the national Click It or Ticket Campaign and during state mobilization period as well. Vicksburg Police officers will distribute seat belt and child restraint promotional materials during presentations and during enforcement roadblocks. Maintain at least (10) certified Child Passenger Safety Technicians during the FY2014 project period.

Vicksburg Police will conduct a minimum of (6) checkpoints and (6) saturation patrols during FY2014 and conduct a minimum of (12) night time enforcement.

Conduct pre and post seatbelt surveys (24) total for each enforcement checkpoints and saturation patrol during the FY2014 project year; conduct (20) traffic safety presentations during the project year at schools, daycares, civic and social organizations; and conduct (8) child safety seat checkpoints (2 per quarter) during FY2014 project year.

Use of Funds: The agency will utilize the grant funds for the overtime; fringe and travel/training to conduct described program activities above and beyond the agency's daily activities and responsibilities.

**Budget: \$21,463.00 Federal Funding Source 402 OP**

---

**Project Number: 14-OP-354-1**

**Project Title: Waveland Police Department Occupant Protection Enforcement**

Location: Waveland is located in Hancock County in the Southern Coastal region of the Gulf Coast and has a population of 6430, according to the 2010 census. The area encompasses 7.58 square miles and is located in District 8. Major roadways in the area are U.S. Highway 90. Hancock County is also a survey county for the MOHS.

Problem Identification: The City of Waveland annexed the area to the Northwest known as Shoreline Park in 2007. Waveland is a small community, but still experience a high rate of crashes. Traffic flow has increased throughout the city due to a large influx of citizens moving into new communities recently built. With the increase in more citizens, the chances increase for crashes and injuries.

Data: Waveland Police department reported in 2012, (32) total crashes, (6) alcohol related crashes, (5) speed related crashes, (2) unbelted crashes-not injured, (4) unbelted injuries.

The agency issued a total of (1,284) total citations for FY12, (714) speed citations, (513) seatbelt citations, (24) child safety citations. Hancock County ranked 8<sup>th</sup> ranked in MHP crash rate per 100 million VMT, 7th in injuries per mile of county road.

Goal: The goal for Waveland Police Department is to continue to reduce vehicle crashes and increase awareness of seatbelt safety.

The Waveland Police Department will increase agency seatbelt citations 25% from (513) in FY12 and (539) in FY14. The agency will increase grant funded seatbelt citations by 25% from (200) FY12 to (225) FY14 and increase grant funded child restraint citations by 5% from (24) FY12 to (36) FY14.

Strategy: The agency will use the funds to provide overtime to officers dedicated 100% in conducting Occupant Protection enforcement throughout the year. The agency will conduct (2) Special Traffic Enforcement Program (STEP) HVE/Deterrence checkpoints/saturation patrols during the national "Click It or Ticket IT" (Memorial Day & Labor Day) conduct a minimum of for a total of at least (4) during the year.

The agency will conduct a minimum of (1) public outreach/educational campaign per quarter on the dangers of seatbelt/child restraint and teen safety for a total (4) during the 12 month period.

The agency will implement at least (2) earned media campaigns during the "Click It or Ticket It" campaigns.

Use of Funds: The agency will utilize the grant funds for the overtime and fringe to conduct described program activities above and beyond the agency's daily activities and responsibilities.

**Budget: \$15,075.00 Federal Funding Source 402 OP**

---

**Project Number: 14-OP-234-1**

**Project Title: West Point Police Department Occupant Protection Enforcement**

Location: The City of West Point is located in Clay County and has a population of 20,427, according to the 2010 census. The area is located in Northeast Mississippi along a corridor between Tupelo and Meridian along US Highway 45. West Point is also one of the cities that make up the North Mississippi Golden Triangle. The Golden Triangle is comprised of West Point, Columbus and Starkville.

Problem Identification: The Golden Triangle is comprised of West Point, Columbus and Starkville. Because of their close proximity to each other, these communities share common issues and common criminal activity. The Golden Triangle is home to two major universities (Mississippi State University and Mississippi University for Woman) and one community college satellite campus (East Mississippi Community College). The West Point Police Department handles a high volume of traffic in association with these school's activities, sporting events, promotional activities, and parties.

The area also has numerous inroads into the city that are traversed by motorists who seek to avoid the highway when driving impaired for risk of detection. The City of West Point is also within 10 miles of the Tennessee Tombigbee Waterway (a very popular site for recreational boating). Many of these boaters come through West Point in route to and from the waterway.

Data: West Point total crashes have decreased from (527) in FY2011 to (517) in FY2012. Injury crashes has decreased from (78) in FY2011 to (61) in FY2012.

Unbelted uninjured has decreased from (497) in FY2011 to (448) in FY2012. Unbelted injured has decreased from (67) in FY2010 to (64) in FY2011 and remained at (64) in FY2012.

Drivers ages 16-20 total crashes have decreased from (48) in FY2011 to (36) in FY2012. Drivers ages 16-20 injury crashes has decreased from (14) in FY2011 to (12) in FY2012. Fatal Crashes for driver's ages 16-20 has decreased from (1) in FY2011 to (0) in FY2012.

Goal: The goal of the West Point Police Department is to increase the number of drivers and passengers utilizing proper restraints. To increase the number of citations for unrestrained motorists and passengers by 10%. The agency will increase the number of seatbelt citations by a minimum of 10% from (121) in 2012 to (133) in FY14. The agency will also increase child restraint citations 10% from (45) in 2012 to (49) in FY14.

Strategy: To increase the awareness of the importance of occupant restraints and consequences of not being properly restrained in the event of a crash through high visibility enforcement increased media exposure, demonstrations, and junior police academy. Focus on importance of child and infant restraints through information presentations, check points, safety fairs, etc.

The City of West Point proposes to add additional overtime hours each month to allow these activities to occur and be properly manned.

The West Point Police Department will utilize (16) roadblocks, with no less than (4) checkpoints during quarter. The agency will also conduct no less than (4) saturation patrols each quarter.

West Point Police Department will be use local newspapers and media to make the public aware of all the training and education opportunities available in the community performed by the West Point Police Department. The local media available are the Daily Times Leader, The Packet, and Commercial Dispatch (local newspaper), WCBI and WTVA (local television stations).

Use of Funds: The agency will utilize the grant funds for the overtime and fringe to conduct described program activities above and beyond the agency's daily activities and responsibilities.

**Budget: \$5,000.00 Federal Funding Source 402 OP**

**Additional funding: \$12,703.00 Federal Funding Source 154 AL Carry Forward**

---

<b>Section 402 OP Funds</b>	<b>402 OP Enforcement Projects &amp; Budget Category(s)</b>	<b>Federal</b>	<b>Match</b>	<b>Local Benefit</b>
Ackerman Police Dept. 14-OP-239-1	Personnel: Overtime and Fringe	\$1,500.00	\$300.00	\$1,500.00
Bureau of Indian Affairs 14-OP-XXX-	Personnel: Overtime and Fringe	\$20,000.00	\$4,000.00	\$20,000.00
Carroll County Sheriff's Office 14-OP-108-1	Personnel: Overtime and Fringe; Training (2) CPS.	\$10,150.00	\$2,030.00	\$10,150.00
Carthage Police Dept. 14-OP-255-1	Personnel: Overtime and Fringe	\$10,000.00	\$2,000.00	\$10,000.00
Columbia Police Dept. LEL Project 14-OP-262-1	Personnel: Overtime and Fringe; (1) LEL Luncheon	\$16,000.00	\$3,200.00	\$16,000.00
D'Iberville Police Dept. 14-OP-269-1	Personnel: Overtime and Fringe	\$12,340.00	\$2,468.00	\$12,340.00
Desoto County S.O. 14-OP-117-1	Personnel: Overtime and Fringe; Training (2) CPS	\$24,000.00	\$4,800.00	\$24,000.00
Diamond Head Police Dept. 14-OP-XXX-1	Personnel: Overtime and Fringe	\$4,500.00	\$900.00	\$4,500.00
Florence Police Dept. 14-OP-277-1	Personnel: Overtime and Fringe	\$15,671.00	\$3,134.20	\$15,671.00
Greenville Police Dept. 14-OP212-1	Personnel: Overtime and Fringe	\$10,000.00	\$2,000.00	\$10,000.00
Greenwood Police Dept. LEL Project 14-OP-213-1	Personnel: Overtime and Fringe; (1) CPS Training;(1) LEL Luncheon	\$17,000.00	\$3,400.00	\$17,000.00

Gulfport Police Dept. LEL Project 14-OP-214-1	Personnel: Overtime and Fringe; (1) LEL Luncheon	\$31,450.00	\$6,290.00	\$31,450.00
Hancock County S.O. 14-OP-123-1	Personnel: Overtime and Fringe	\$10,035.00	\$2,007.00	\$10,035.00
Harrison County S.O. 14-OP-124-1	Personnel: Overtime and Fringe; Training	\$24,830.00	\$4,966.00	\$24,830.00
Hinds County S.O. LEL Project 14-OP-125-1	Personnel: Overtime and Fringe; Contractual Services; and (1) LEL Luncheon	\$13,590.00	\$2,718.00	\$13,590.00
Lamar County S.O. 14-OP-137-1	Personnel: Overtime and Fringe	\$10,000.00	\$2,000.00	\$10,000.00
Lauderdale County S.O. 14-OP-138-1	Personnel: Overtime and Fringe	\$30,000.00	\$6,000.00	\$30,000.00
Leake County S.O. 14-OP-140-1	Personnel: Overtime and Fringe	\$5,305.00	\$1,061.00	\$5,305.00
Leland Police Dept. 14-OP-296-1	Personnel: Overtime and Fringe; Training- (1) CPS	\$5,075.00	\$1,015.00	\$5,075.00
Long Beach Police Dept. 14-OP-203-1	Personnel: Overtime and Fringe	\$8,145.00	\$1,629.00	\$8,145.00
McComb Police Dept. LEL Project 14-OP-300-1	Personnel: Overtime and Fringe; (1) LEL Luncheon; Training (2) CPS	\$15,000.00	\$3,000.00	\$15,000.00
MS Hwy Patrol 14-OP-408-1	Personnel: Overtime and Fringe	\$157,327.00	\$31,465.40	\$0.00
MOHS Occupant Protection Coordination Program 14-OP-410-1	Occupant Protection Coordination Program Personnel: Program Coordinator and Program Managers	\$145,000.00	\$29,000.00	\$0.00
Morton Police Dept. 14-OP-311-1	Personnel: Overtime and Fringe	\$2,500.00	\$500.00	\$2,500.00
MS Dept. of Health 14-CR-401-1	Purchase of Child Passenger Seats for Department of Health Program	\$85,000.00	\$17,000.00	\$0.00

Neshoba County S.O. 14-OP-150-1	Personnel: Overtime and Fringe	\$5,000.00	\$1,000.00	\$5,000.00
New Albany Police Dept. 14-OP-224-1	Personnel: Overtime and Fringe	\$11,800.00	\$2,360.00	\$11,800.00
Oktibbeha County S.O. 14-OP-153-1	Personnel: Overtime and Fringe	\$15,000.00	\$3,000.00	\$15,000.00
Oxford Police Dept. 14-OP-225-1	Personnel: Overtime and Fringe	\$7,185.00	\$1,437.00	\$7,185.00
Pass Christian Police Dept 14-OP-227-1	Personnel: Overtime and Fringe	\$12,998.00	\$2,599.60	\$12,998.00
Pearl River County S.O. 14-OP-155-1	Personnel: Overtime and Fringe	\$5,022.00	\$1,004.40	\$5,022.00
Pearl River Valley Water Reservoir Patrol 14-OP-422-1	Personnel: Overtime and Fringe	\$10,000.00	\$2,000.00	\$10,000.00
Philadelphia Police Dept. 14-OP-228-1	Personnel: Overtime and Fringe	\$9,248.00	\$1,849.60	\$9,248.00
Picayune Police Dept. 14-OP-229-1	Personnel: Overtime and Fringe	\$5,000.00	\$1,000.00	\$5,000.00
Plantersville Police Dept. 14-OP-323-1	Personnel: Overtime and Fringe; CPS Training (1) CPS	\$3,575.00	\$715.00	\$3,575.00
Puckett Police Dept. 14-OP-775-1	Personnel: Overtime and Fringe	\$3,500.00	\$700.00	\$3,500.00
Scott County S.O. 14-OP-162-1	Personnel: Overtime and Fringe	\$10,000.00	\$2,000.00	\$10,000.00
Sharkey County S.O. 14-OP-163-1	Personnel: Overtime and Fringe	\$2,500.00	\$500.00	\$2,500.00
Sherman Police Dept. LEL Project 14-OP-881-1	Personnel: Overtime and Fringe; (1) LEL Luncheon	\$10,002.00	\$2,000.40	\$10,002.00



Starkville Police Dept. LEL Project 14-OP-141-1	Personnel: Overtime and Fringe; (1) LEL Luncheon	\$26,456.00	\$5,291.20	\$26,456.00
Summitt Police Dept. 14-OP346-1	Personnel: Overtime. Training (1) CPS	\$5,876.00	\$1,175.20	\$5,876.00
Vaiden Police Dept. 14-OP-902-1	Personnel: Overtime and Fringe	\$3,000.00	\$600.00	\$3,000.00
Vicksburg Police Dept. 14-OP-234-1	Personnel: Overtime and Fringe; Travel; Commodities: Car seats for CPS Safety Checks	\$21,463.00	\$4,292.60	\$21,463.00
Waveland Police Dept. 14-OP-354-1	Personnel: Overtime and Fringe; Training (1) CPS	\$15,075.00	\$3,015.00	\$15,075.00
West Point Police Dept. 14-OP-356-1	Personnel: Salary and Fringe	\$5,000.00	\$1,000.00	\$5,000.00
<b><i>TOTAL 402 OP</i></b>		<b>\$872,118.00</b>	<b>\$174,423.60</b>	<b>\$484,791.00</b>

## **FY 2014 Section 405(b) Program Area Project Descriptions:**

---

**Project Number: 14-MB-407-1**

**Project Title: MS Department of Health Child Occupant Protection Program**

Location: The Department of Health is responsible for enforcement activities for the entire State of Mississippi through extensive enforcement. The population of Mississippi is 2,978,512, according to the 2010 census. The State covers square miles 46,923, and county miles 10,958.

Problem Identification: Mississippi's rate of death due to injuries, both intentional and unintentional, exceeds the national rate by more than fifty percent. Despite evidence that most injuries are preventable, they continue to constitute one of the most tragic and costly public health problems to date. In the United States, injury causes more than 160,000 fatalities and sends more than 29 million people to the emergency room each year.

Riding unrestrained is the greatest risk factor for death and injury among child occupants in motor vehicle crashes. According the Mississippi Department of Public Safety in 2008, 76 percent of children under the age of 16 who died in a motor vehicle crash were riding unrestrained. The rate of death due to motor vehicle crashes will be significantly reduced if Mississippi adults properly restrain their children and themselves when riding in a vehicle.

The Mississippi State Department of Health recognizes the severity of this problem and offers instruction on proper installation and use of child restraints. Mississippi now has over 200 certified Child Passenger Safety Technicians across the state. These technicians are trained to check the child restraints to ensure they fit the child properly, are installed correctly inside the vehicle, and are not damaged or expired.

In 2009, 16 children under the age of 13 were killed as passengers in Mississippi.

The 14-20 age range had the highest rate of unbelted fatalities of all other age ranges. In 2010, 90% of Mississippi's children were restrained improperly.

The Mississippi State Department of Health conducts safety seat checks and educates parents in the proper installation of car safety seats.

Data: Unbelted not injured have decreased from (126) in FY2011 to (86) in FY2012. Unbelted injuries decreased from (1,764) in FY2011 to (1,631) in FY2012. Unbelted fatalities decreased from (662) in FY2011 to (600) in FY2012.

Between October 1, 2011 and September 30, 2012, (69) checkpoints were conducted statewide and (2,500) child restraints were distributed through the Child Occupant Protection Program, including efforts of MSDH staff in all nine Public Health Districts, and Safe Kids Mississippi Chapters and affiliated Coalitions. Safe Kids Mississippi conducted (10) Child Passenger Safety Technician courses in different localities and certified (56) new technicians, bringing the total number of technicians and instructors in the State to (272). The fluctuation in the number of CPSTs is a result of new and renewal techs, techs letting their certification lapse due to promotions, changes in job assignments, etc.

Although the Child Occupant Protection Program is not responsible for issuing citations and enforcing child passenger safety laws, the Program works to educate local and state law

enforcement on child passenger safety issues, encouraging them to issue appropriate citations. There has been a significant decrease of child restraint citations issued. In 2010, there were 10,970 child restraint citations issued and in 2011, there were 4,074, a 37% decrease. MSDH has partnered with several local law enforcement agencies to train officers and establish installation and inspection stations within local departments.

Goal: The primary goal of the Child Occupant Protection Program is to reduce deaths and disabilities that occur as a result of non-use or incorrect use of a child restraint device in the event of a motor vehicle crash. Long term, this requires that the overall awareness of the best practices and policies in child passenger safety increase significantly.

- By September 30, 2014, conduct one CPST training course in all nine Health Districts specifically for law enforcement in addition to other interested individuals;
- By September 30, 2014, train at least five new Child Passenger Safety Technicians in all nine Health Districts;
- By September 30, 2014, conduct at least fifty (50) publicized child safety seat checkpoints at local health departments, community events, shopping centers, pre-schools, daycares, or health and safety fairs to promote correct usage statewide;
- By September 30, 2014, distribute at least 8,000 child passenger safety information packets through the state's local health departments, Head Start Centers, daycares, YMCAs, Boys and Girls Clubs, schools, churches and car seat checkpoints;
- By September 30, 2014, plan and implement a program to reach older children, ages 5-14, addressing current discrepancies in restraint usage;
- By September 30, 2014, distribute at least 2,500 no cost safety seats to parents experiencing financial need and living in the state of Mississippi;
- By September 30, 2014, increase the number of permanent inspection stations from 71 to 75 counties;
- Distribute appropriate educational literature and messaging throughout the State;
- By September 30, 2014, conduct at least one training for MSDH staff targeting best practices in child occupant protection, seat belts and laws, and correct safety seat installation; and
- By September 30, 2014, the Injury Prevention Director will attend at least one national safety conference to learn ways of providing technical support and implementing injury-related programs at the local level.

Strategy: The MS Department of Health will accomplish these goals with the following strategies:

- Collaborate with Mississippi Safe Kids to conduct CPST training courses in all nine (9) Public Health Districts;
- Recruit volunteers from Mississippi Safe Kids to assist District Health Educators with implementation of car seat checkpoints;
- Distribute child restraints to all nine (9) Public Health Districts;
- Collaborate with Mississippi Safe Kids, the Mississippi Department of Education, and other local partners to conduct school based educational activities;
- Target child safety seat distribution primarily to health department patients;
- Require all persons distributing child restraints to be certified as a CPSTs;

- Record distribution of safety seats and report progress;
- Recruit volunteers from local fire and police departments to create and maintain inspection stations;
- Establish stations at local community health centers and clinics;
- Create a brochure promoting child passenger safety that is specific to the needs and laws of Mississippi;
- Continue to update the MSDH Injury Prevention website;
- Design and distribute promotional items encouraging good child safety practices; Prepare events promoting National Child Passenger Safety Awareness Week;
- Work closely with District Health Educators and community-based organizations to promote child safety at both the neighborhoods and community levels;
- Participate in annual educational trainings held for the District Health Educators;
- Volunteer to speak at staff meetings and Brown Bag lunches; and
- Locate and attend safety-related meetings and conferences as appropriate, with approval.

Use of Funds: The Department of Health will use funding for Salary; Fringe; Travel; Training; Contractual Services.

**Budget: \$171,712.82 Federal Funding Source Map-21(b)**

Additional funding: \$20,987.00 Federal Funding Source 402 Child Restraints

---

**Project Number: 14-MB-410-X**

**Project Title: MOHS Occupant Protection Assessment**

Project Description: An Occupant Protection Assessment is performed by the NHTSA to evaluate the occupant protection programs, strategies and efforts of the MOHS. The MOHS has requested an assessment of the Occupant Protection program to take place for the FY14 grant year.

A team of impaired driving experts will conduct an on-site assessment by conducting interviews, file review and preparing reports. The State will be to use the final report and recommendations of the Impaired Driving assessment team for improvements and targets for the Impaired Driving program.

**Budget: \$30,000.00 Federal Funding Source -Map-21(b)**

---

**Project Number: 14-MB-410-6**

**Project Title: MOHS Sustained Impaired Driving Enforcement PAID MEDIA Campaign**

**Project Description:** A comprehensive and sustained paid media campaign in support of the continual Occupant Protection enforcement efforts for the **“Click It or Ticket”** campaigns utilizing Section 405 Occupant Protection funding will be implemented in the FY14 grant period. These funds will be used for sustained radio and television ads, print, and outdoor space in May 2014 and September 2014.

The Mississippi Highway Patrol, along with local agencies statewide, will receive occupant protection funds to maintain the sustained seat belt and child restraint enforcement statewide and ensure concentration of occupant protection enforcement during the **“Click It or Ticket”**

Memorial Day holiday period in May 2014 and during the Child Passenger Safety week in September 2014. A media contractor will be hired for placement and purchase of all media for the MOHS. The “**Click It or Ticket**” messages will be approved by NHTSA before airing. The number of holiday unbelted vehicle crash fatalities will be used to evaluate the media messaging. The measures that will be used to assess message recognition are as follows: number of television and radio spots, ads and GPAs for paid media, earned media messages for print and television, unbelted-related vehicle crash fatalities, the results obtained from the *behavioral measures awareness survey and seat belt survey* will be used to evaluate the effectiveness of the messaging.

This project will address the following items:

- a. What program/policy the advertising is supporting  
This advertising will be in support of the national Occupant Protection Campaign for the “**Click It or Ticket**” blitz period
- b. How the advertising will be implemented  
Thru media buys throughout the state
- c. The amount allocated for paid advertising  
Total amount
- d. The measures that will be used to assess message recognition.  
The blitz numbers recorded and returned from agency participants to include total number of agency participation, citations written, earned media and the like; paid media reports; behavioral awareness survey; seat belt survey and unbelted crash fatality data during specified time period for each blitz campaign.

**Budget: \$350,000.00 Federal Funding Source Map-21(b)**

---

**Project Number: 14-MB-401-1**

**Project Title: Mississippi State Univ. Occupant Restraints/Motorcycle Safety Survey Program**

Problem Identification: The seat belt portion of the project, the agency will survey a pseudo-random sample of (16) counties across the State of Mississippi in order to represent the entire State.

The child restraint survey of the project, will be conducted in a convenience survey of 40 municipalities with populations over 10,000. This is also done to generate representative numbers for the entire state. So each municipality’s inclusion in the survey is not targeted based on any predetermined problems.

For the teen belt survey, the project will survey areas with teen fatalities rates (per 1,000 teen county population) as a method to choose the primary sampling units (counties) for teen belt survey targeting. The secondary sampling units will be high schools, community colleges, and perhaps some retail places or movie theaters (teen hangouts) within the chosen counties.

Data: The survey areas for the State of Mississippi and their seatbelt usage during the FY2011 are DeSoto (79.7), Lee (74.4), Leflore (71.0), Hinds (81.6), Rankin (80.5), Pike (79.6), Harrison (92.8), and Jackson (91.5). The eight additional counties are Prentiss, Pontotoc, Panola, Chickasaw, Holmes, Madison, Perry, and Hancock.

The unbelted not injured decreased from (2,513) for the FY2011 to (2,549) for FY2012. Unbelted Injuries decreased from (2,684) in FY2011 to (2,549) in FY2012. The unbelted fatalities decreased from (331) in FY2011 to (296) in FY2012.

Drivers aged 16-20 total crashes decreased from (15,794) in FY2011 to (15,471) in FY2012. Drivers aged 16-20 Injury crashes decreased from (4,500) in FY2011 to (4,473) in FY2012. Drivers aged 16-20 decreased from (79) in FY2010, to (66) in FY2011, to (67) in FY2012.

Goal: The Seat Belt, Motorcycle Helmet, and Child Restraint Observational Survey Project will be divided into three areas. Two of these areas are legacy areas, and one is a demonstration initiative. These areas will be labeled as the following:

Part A: Seat Belt Survey: The Seat Belt Survey will be administered using the newly designed and NHTSA-approved methodology and sample. A baseline mini survey of 54 observation locations in 8 Mississippi counties will be conducted before media and enforcement portions of the CIOT campaign. Follow-up survey of 173 sites will take place after the media and enforcement efforts of the campaign. This post-CIOT survey will serve as the data collection mechanism for producing Mississippi's official seat belt usage rate for the state in 2014. The data gathered will be cleaned, analyzed, and reported to the Mississippi Governor's Office of Highway Safety.

Part B: Child Restraint Survey: The Child Restraint Survey will be administered in the same manner and using the same methodology as in years past. One survey of 340 locations in 40 Mississippi municipal areas will be conducted to ascertain the rate at which Mississippi motorists are buckling up children throughout the state. The data gathered will be cleaned, analyzed, and reported to the Mississippi Governor's Office of Highway Safety.

Part C: Teen Belt Survey with Video Seat Belt Subsample Surveying:

As part of the annual surveying effort, the Mississippi Office of Highway Safety has asked the SSRC to conduct two teen seat belt surveys during the year. These two surveys will be conducted in the spring and fall months while school is in session and they will be the 2nd and 3rd wave of this survey. Wave 1 is scheduled for inclusion in FY 12-13. Each teen belt survey will include a maximum of 8 counties and include a maximum of 100 survey time periods per survey (Note: some sites may be surveyed more than once – for instance, to capture before and after school traffic). Due to a delay in the decision to include teen belt surveys in the 2013-14 observational survey plans, the exact survey locations and times will be determined at a later date. The top 25 counties in terms of teen fatalities (provided by MOHS) will be the sampling frame for this study.

A subsample of no more than 10 of these sites per survey may be selected for traffic video recordings and post-processed in greater detail – capturing more information on drivers, passengers and vehicles than usually recorded in direct observation. The SSRC has recently purchased high-quality camera equipment. The plan for this equipment is to attempt, for the first time, a video-based data capture approach of determining seat belt status inside the cabin of moving vehicles. The video data gathered will be downloaded onto a computer. Variables of interest will be coded into a database, and subsequently the video will be permanently deleted.

The coded data will be analyzed and compared to the direct observation data. The results of the pilot study will be reported to the Mississippi Governor's Office of Highway Safety.

Strategy:

Part A: Seat Belt Survey: Provide quality survey services and accurately reported findings of overall observed seat belt usage rates to the Mississippi Office of Highway Safety. Conduct a baseline observational survey of 54 sites in 8 Mississippi counties. Conduct a follow-up observational survey of 173 sites in 16 Mississippi counties.

Part B: Child Restraint Survey: Provide quality survey services and accurately reported findings of observed child restraint usage rates to the Mississippi Office of Highway Safety. Conduct an observational survey of 340 sites in 40 Mississippi municipalities.

Part C: Teen Belt Survey with Video Seat Belt Subsample Surveying: Provide quality survey services and accurately reported findings of observed teen seat belt usage rates to the Mississippi Office of Highway Safety. Conduct an observational survey of no more than 100 sites in 10 Mississippi counties.

Use of Funds: The agency will utilize the grant funds for the mileage; salary; overtime and fringe to conduct described program activities above and beyond the agency's daily activities and responsibilities.

**Budget: \$197,553.00 Federal Funding Source Map-21(b)**

---

**Project Number: 14-ST-410-6**

**Project Title: Traffic Safety Material Distribution**

**Project Description:** Centralized purchase of materials for the Mississippi Highway Safety Resource Center which will assist state, local and community partners of the MOHS by supporting all mobilization campaigns, Click It or Ticket National mobilization, various Child Passenger Safety (CPS) programs, Drive Sober or Get Pulled Over and other MOHS initiatives requiring promotional items.

**Budget: \$50,000.00 Map-21(b)**

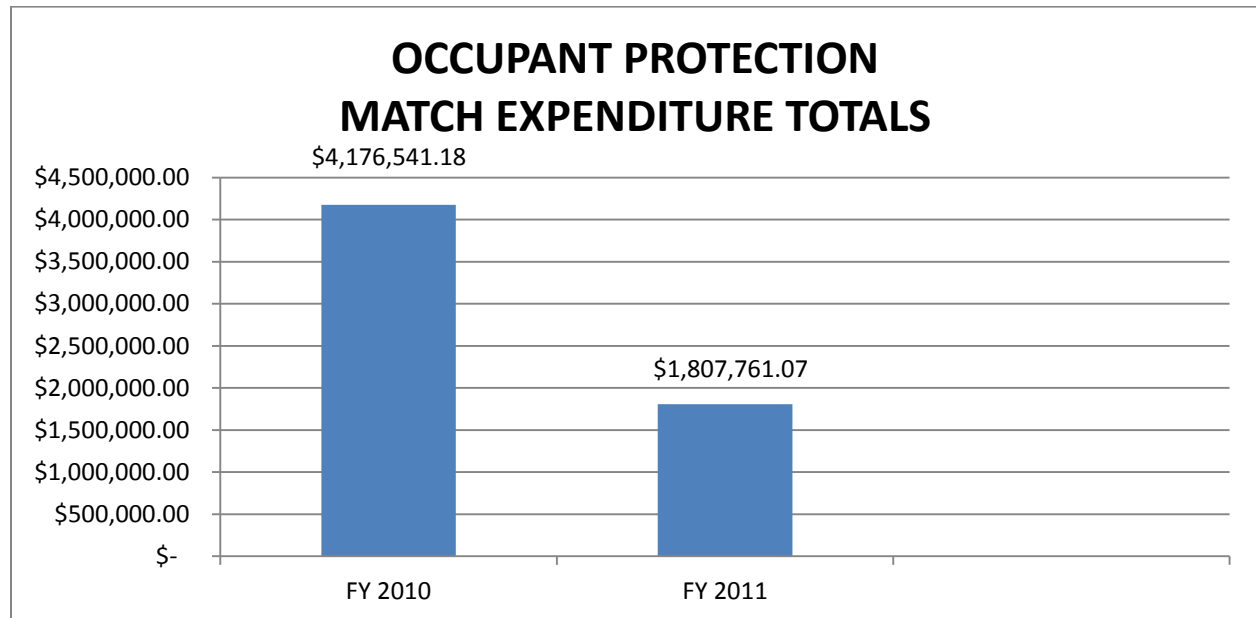
Additional Funding Source: \$250,000.00 Federal Funding Source 154 AL

<b>Section OP Funds</b>	<b>OP Projects &amp; Budget Category(s)</b>	<b>Federal</b>	<b>Match</b>	<b>OP to Local</b>
MS Dept. of Health 14-MB-407-1	Child Occupant Protection Program; Injury Prevention Director (Federal Funds), 3 Health Program Specialist, Office Director, Projects Officer, Business Systems Analyst, Accountant; Bureau Director. Trauma Nurse Coordinator, 2 Nurses, Trauma System Administrator (Match). Personnel: Salary and Fringe; Travel; Contractual Services; Commodities; and In Direct Costs.	\$171,712.82	\$34,342.56	\$0.00
MOHS Occupant Protection Assessment 14-MB-XXX-1	Occupant Protection Assessment Expenses	\$30,000.00	\$6,000.00	\$0.00
MOHS Paid Media CIOT 14-MB-410-3	Click It or Ticket Paid Media Program	\$350,000.00	\$70,000.00	\$0.00
MSU - Seat Belt/Helmet/Child Restraint and Teen Survey 14-MB-401-1	Seat Belt and Helmet Survey. Personnel: Project Director; Student Workers; Field Surveyors. Salary; Fringe; Travel; Contractual Services; and Indirect Cost. MATCH	\$197,553.00	\$24,525.58	\$0.00
Traffic Safety Material Distribution	Purchase of Occupant Protection Materials for the Mississippi Highway Safety Resource Center	\$50,000.00	\$10,000.00	\$0.00
<b>Section OP Funds Total</b>		<b>\$799,265.82</b>	<b>\$144,868.14</b>	<b>\$0.00</b>



<b>MOHS 2010 / 2011 Occupant Protection Maintenance of Effort</b>				
<b>Project</b>	<b>Program</b>	<b>Match Amounts</b>		
		<b>2010</b>	<b>2011</b>	
MSU	OP Seatbealt Survey	\$ 16,515.00		
MSU (Dept of Health)	OP Safe Kids	\$ 116,045.00		
MSU	OP Seatbealt Survey		\$ 16,929.00	
MSU	OP Safe Kids		\$ 344,522.00	
MHP OP ACTIVITIES	Occupant Protection	\$ 4,043,981.18	\$ 1,446,310.07	
<b>TOTALS</b>		<b>\$ 4,176,541.18</b>	<b>\$ 1,807,761.07</b>	<b>\$ 5,984,302.25</b>
<b>AVG FY10/FY11</b>				<b>\$2,992,151.13</b>

	FY 2010	FY 2011	
<b>TOTALS</b>	<b>\$ 4,176,541.18</b>	<b>\$ 1,807,761.07</b>	



## **Police Traffic Services**

### Problem Identification:

The MOHS Police Traffic Services Program plans to increase enforcement, education, and training in traffic enforcement and effective adjudication, thereby reducing the incidence of aggressive and improper driving, including speed. Traffic enforcement has been a long mainstay of the police profession. Increasing community demands on law enforcement agencies, rising crime rates, and shifting priorities have begun to direct resources away from traffic enforcement. MOHS, along with all awarded agencies, will implement activities in support of national highway safety goals to reduce motor vehicle related fatalities. The requirements include: National law enforcement mobilizations and sustained enforcement of statutes addressing impaired driving, occupant protection and driving in excess of posted speed limits activities dependent upon the funding source of the contract. All awarded contracts are required to complete the HVE Compliance form which defines the mobilizations and sustained enforcement activities.

In addition to solving crimes, traffic enforcement works to reduce the huge human and financial cost of automobile crashes. With an average cost of \$150 billion per year, more people are killed each year in traffic crashes (a fatality every 13 minutes) than by murder (one every 21 minutes). Seatbelts, air bags, other restraint systems and anti-lock brakes have significantly contributed to reducing injuries and deaths from traffic crashes. But these technological advances are only a step in the process. Continued improvements in vehicle design are necessary to protect occupants, along with education and behavior modification.

Effective and ongoing traffic enforcement is a key factor in improving or maintaining a community's quality of life. As crime increases and more demands are placed on law enforcement agencies, the importance of effective traffic enforcement rises. Among the problem are funding issues, shifting demands for police services and projected increases in registered drivers and traffic fatalities. Law Enforcement organizations will have to refocus traffic enforcement to respond to the coming changes and improve traffic services.

The public's lack of compliance with traffic laws and the view that driving beyond the speed limit is acceptable must be changed. It is imperative that the motoring public understand that driving under the influence of alcohol, driving too fast, distracted driving and not wearing their seatbelt is dangerous and unacceptable behavior.

### Programs and Projects:

There are approximately nine (9) police traffic service enforcement projects and programs being implemented in MS during FY14. These consist of the following types of programs and projects: enforcement, public information/outreach, education and training.

The MOHS, along with all funded agencies, will implement activities in support of national highway safety goals to reduce motor vehicle related fatalities according to their specific funding source. Programs that will be used to increase seatbelt use include; paid media, enforcement of primary seat belt laws and participation in State and national mobilizations. All awarded contracts are required to complete the HVE Compliance form of the contract which defines the mobilizations and sustained enforcement activities.

## Goals and Strategies for FY2014

### C-1 Core Outcome Measure/Fatality Rate:

To decrease the number traffic fatalities by 10% from the calendar year 2011 of 630 to 567 by the end of FY14. To decrease the number of traffic fatalities by an additional 5% for a long term goal of 539 fatalities by the end of 2015.

### C-2 Core Outcome Measure/Injury Rate:

To decrease the number of serious traffic injuries by 10% from the calendar year 2011 of 6,670 to 6,003 by end of FY14. To decrease the number of serious injuries by an additional 5% for a long term goal of 5,703 by the end of 2015.

### C-3 Core Outcome Measure/Fatality Rate:

To decrease the number of fatalities by VMT 10% from the 2011 calendar year of 1.60 to 1.44 by end of FY14. To decrease fatalities by an additional 5% for a long term goal of 1.37 by the end of 2015.

- To decrease the number of rural fatalities by VMT 10% from the 2011 calendar year of 2.17 to 1.95 by end of FY14. To decrease the number of fatalities by an additional 5% for a long term goal of 1.85 by the end of 2015.
- To decrease the number of urban fatalities by VMT 10% from the 2011 base calendar year of .74 to .67 by end of FY14. To decrease the number of fatalities by an additional 5% for a long term goal of .64 by the end of 2015.

### C-4 Core Outcome Measure/Unrestrained Passengers:

To decrease the number of unrestrained passenger vehicle occupant fatalities in all seating positions 10% from the 2011 base calendar year of 305 to 275 by end of FY14. To decrease the number of unrestrained passenger vehicle occupant fatalities by an additional 5% for a long term goal of 262 by the end of 2015.

### C-5 Core Outcome Measure/Alcohol and Other Drugs:

To decrease the number of fatalities in crashes involving a driver or motorcycle operator with a BAC of .08 and above from 15% from the 2011 calendar year of 158 to 134 by end of FY14. To decrease the number of fatalities by an additional 5% for a long term goal of 127 by the end of 2015.

- To decrease the number of alcohol related motorcyclist fatalities from 3 in 2011 to 2 by the end of FY14. To decrease the number of alcohol related motorcyclist fatalities for a long term goal of 1 by the end of 2015.
- To decrease the number of impaired related crashes involving drivers under the age of 20 from 3 in 2011 to 2 by the end of FY14. To decrease the number of impaired related crashes involving drivers under the age of 20 to 1 by the end of 2015.
- To increase the percentage of DUI convictions by 10% from 83.3% in 2012 to 92% by end of FY14.

#### C-6 Core Outcome Measure/ Speed:

To decrease the number of speeding-related fatalities 10% from the 2011 calendar year baseline of 99 to 90 by end of FY14. To decrease the number of speeding related fatalities by an additional 5% for a long term goal of 86 by the end of 2015.

#### C-7 Core Outcome Measure/Motorcycles:

To decrease the number of motorcyclist fatalities 10% for the 2011 calendar year of 58 to 52 by end of FY14. To decrease the number of motorcyclist fatalities by an additional 5% for a long term goal of 49 by the end of 2015.

#### C-8 Core Outcome Measure/Un-helmeted Motorcyclists:

To decrease the number of un-helmeted motorcyclist fatalities from the 2011 calendar year of 6 to 5 by end of FY14. To decrease the number of un-helmeted motorcyclist fatalities for a long term goal of 4 by the end of 2015.

#### C-9 Core Outcome Measure/Under 21:

To decrease the number of drivers aged 20 or younger involved in fatal crashes by 15% from the 2011 calendar year baseline of 87 to 74 by end of FY14. To decrease the number of drivers aged 20 or younger by an additional 5% for a long term goal of 70 by the end of 2015.

#### C-10 Core Outcome Measures/Pedestrians:

To decrease the number of pedestrian fatalities 10% from the 2011 base calendar year baseline of 47 to 42 by end of FY14. To decrease the number of pedestrian fatalities by an additional 5% for a long term goal of 40 by the end of 2015.

#### B-1 Core Behavior Measure/Occupant Protection:

To increase statewide observed seat belt use of front seat outboard occupants in passenger vehicles from the 2011 calendar year usage rate of 81.88% to 84% by end of FY14. To increase the statewide observed seat belt use rate to the national average of 85% by the end of 2015.

### Achievement Measures

#### Achievement Measure/Speed:

To increase the number of speeding citations issued during grant-funded enforcement activities by 10% from 17,855 in 2011 to an increase goal of 19,641 by the end of FY14. To increase the number of speeding citations issued during grant-funded enforcement activities by an additional 5% for a long term goal of 20,623 by the end of 2015.

#### Achievement Measure/Seat Belts:

To increase the number of seatbelt citations issued during grant-funded enforcement activities by 10% from 26,375 in 2011 to 29,013 by the end of FY14. To increase the number of seatbelt citations issued during grant funded activities by an additional 5% for a long term goal of 30,464 by the end of 2015.

Achievement Measure/Impaired Driving:

To increase the number of impaired driving arrests made during grant funded activities by 10% from 13,315 in 2011 to 14,646 by the end of FY14. To increase the number of impaired driving arrests issued during grant funded activities

### **FY14 Police Traffic Service Proposed Strategies**

The MOHS uses the Countermeasures that Work: a highway Safety Countermeasures Guide for State Highways Safety Officers to select strategies that will be used for the upcoming grant year. The strategies to be used are listed as reference, but detailed on pages 67-69 to accomplish the goals that have been set for the grant year.

#### **Police Traffic Services Coordination program**

- Assign MOHS staff to manage enforcement, promote seatbelt safety and provide assistance where needed for the Occupant Protection Program;
- Fund law enforcement programs that provide high visibility enforcement of speed, occupant protection, impaired driving, distracted driving and other moving violations;
- Participate in Click It or Ticket and Drive Sober or Get Pulled Over National Mobilization periods;
- Provide training for law enforcement by conducting SFST training, Complete Traffic Stops, the DRE-ARIDE, Speed Management Workshops, and TOPS; and
- Enhance the CRASH reconstruction unit for the Mississippi Highway Patrol

Enforcement: (Countermeasure 2.2)

### **2014 Police Traffic Services Program Area Project Descriptions**

**Project Number: 14-PT-206-1**

**Project Title: Clinton Police Department Police Traffic Services Enforcement**

Location: Clinton is located in Hinds County, has a population of 26,258, encompasses 41.82 square miles and is in District 1 located in the Western Central portion of the State. Major roadways in the area are Interstate 20 and U.S. Highway 80.

Problem Identification: The City of Clinton has (7) K-12 grade schools and is the home of Mississippi College who supports a large foreign student program. There are a number of restaurants and bars in the area that serve alcohol, which increases the chances of impaired driving.

Kansas City Central Railroad transports hazardous materials and commodities through the middle of Clinton each with numerous rail/street crossings which is and has been considered a common traffic factor for drivers throughout the years.

Data: Clinton had (621) crashes in 2012 which consists of (144) injury crashes, (476) property damage crashes, (1) fatal crash, and (15) were alcohol related crashes, with no alcohol related fatal crashes. Clinton had (17) speed crashes, (0) speed related fatal crashes.

Hinds County ranked 8<sup>th</sup> in overall crashes per 10K population and 16<sup>th</sup> in injuries per mile of county road in 2011. Hinds County ranked 7<sup>th</sup> in total crash rate per 10,000 populations, ranked 16<sup>th</sup> in injuries per mile of county road.

The agency issued (4,252) traffic citations, (1,237) speed citations, (64) seat belt citations, (62) child safety seat citations and (45) DUI arrests and (319) written warnings in 2012.

Goal: Clinton Police Department's overall goal is to increase the number of DUI/DWI arrest from (45) to (65) by 50% in FY14. Increase the number of speed citations by 5% from (1,237) to (1,300) to reach a goal of (325) citations per quarter in FY14. Increase seatbelt citations 5% from (64) in FY12 to (67) in FY14. Increase child restraint citations 5% from (62) in FY12 to (65) in FY14.

Strategy: The agency will utilize the funds for overtime (1688 hours) for officers to conduct described program activities above and beyond the agency's daily activities and responsibilities. The overtime will allow work with additional officers to conduct a minimum of 4 checkpoints and/or saturation patrols during national "Drive Sober or Get Pulled Over" and the "Click It or Ticket It" campaigns, and a minimum of (4) checkpoints and/or saturation patrols during the state holidays and other special events, for a total of (20) checkpoints and/or saturation patrols during the year. The agency will conduct a minimum of (2) school, community and/ or public information presentation per quarter on the dangers of drinking and driving and the safety of seatbelt and child restraint for a total (8) during the 12 month period. The agency will implement at least (2) earned media campaigns during the national impaired driving campaigns.

Use of Funds: The Clinton Police Department will utilize the funds for overtime; fringe; training and travel to conduct described program activities above and beyond the agency's daily activities and responsibilities.

**Budget: \$51,812.00 Federal Funding Source 402 Police Traffic Services**

---

**Project Number: 14-PT-218-1**

**Project Title: Horn Lake Police Department Police Traffic Services Enforcement**

Location: The City of Horn Lake is located in DeSoto County, the fastest growing county in Mississippi with a 2000 census population of 107,199 and a 2010 census population of 161,252. During that 10 year period Desoto County had a population increase of 50.4% and became the 3rd largest county in Mississippi. Likewise the City of Horn Lake has continued to experience rapid growth with a 2010 census population of 26,066, an increase of 84.9% from the 2000 census population of 14,099. Based on the 2010 decennial census the City of Horn Lake became the 10th largest city in Mississippi. The 2011 Census estimate of the City of Horn Lake population was 26,519.

The City of Horn Lake Police Department is responsible for 16.3 square miles that make up our city. Major transportation arteries running through the city are; U.S. Highway 51, Highway 302, Highway 301, Nail Road, Horn Lake Road and Church Road. Highway 302 has a "high" traffic volume of over 34,000 vehicles daily and U.S. Highway 51 has a "high" traffic volume of 22,000 vehicles daily. As evidenced above, Horn Lake has in the past and continues to experience rapid

growth. As a result of our close proximity to the Memphis, Tennessee area, our County has experienced an influx of new residents and Horn Lake and Desoto County are becoming an attraction for out of town visitors.

Problem Identification: The City of Horn Lake is within a few miles of Tunica, which is home to over eight major casinos. These establishments are in operation 24 hours a day and offer a wide variety of entertainment and convention activity. This close proximity contributes to the daily traffic volume through the City of Horn Lake. Three years ago the MidSouth Fair relocated to the Desoto Civic Center in Southaven, our sister city and is held within 1 mile from the corporate limits of the City of Horn Lake. The fair venue has averaged about 75,000 visitors during the 10-day event over the past two years. U.S. Highway 51, which runs through Horn Lake, is a major transportation artery to the fair. The Desoto Civic Center also is home to the Memphis Riverkings which has many home games and host to many music concerts which continues to increase the traffic on these routes that run through our city.

The explosive growth of Horn Lake has many positive aspects to the growth but we also experience the problems that come with that growth. This growth has born more establishments that sell alcoholic beverages, increased the traffic volume on our roadways and added more distracted and impatient drivers. Memphis, TN is within 5 miles of the City of Horn Lake and it has entertainment venues that sell alcoholic beverages until the early hours of the morning. These venues are attractive to some residents and many other people who travel through Horn Lake thus contributing to the number of people who make the poor decision to drive under the influence after consuming alcoholic beverages. Many traffic arteries in Horn Lake and Desoto County are congested as a result of the explosive growth, and the entertainment, dining, and shopping attractions in Horn Lake and Desoto County.

Data: DeSoto County is an Occupant Protection Survey County. DeSoto County is ranked # 18 for total crash rate per 10,000 population, # 9 on Mississippi Highway Patrol crash rate per 100 million, # 8 for injuries per mile of county road on the Top 20 Counties in Mississippi for Crashes.

Speeding citations increased about 21% from calendar year 2011 to 2012, seatbelt citations increased by 189% during that same period and child restraint citations increased by 33%.

Goal: City of Horn Lake goal is to further reduce injury and fatality accidents that result from hazardous driving or as a result of failure to buckle up. The department has been aggressive in enforcement of moving violations, hazardous moving offenses and occupant protection offenses.

The Horn Lake Police Department will increase seatbelt citations by 10% from (500) citations in 2012 to 550 in FY14. Increase child restraint citations by 10% from (96) in 2012 to (105) in FY 14.

The Horn Lake Police Department will also increase speed citations by 10% from (390) in 2012 to (429) in FY14.

Strategy: The Horn Lake Police Department will conduct a minimum of (8) checkpoints and/or saturation patrols, to include those for the Click it or Ticket National Blitz Campaign for

FY2014. Generate earned media coverage for the Click it or Ticket National Blitz Campaign related to occupant protection issues.

To acquire public safety equipment to assist the department in public safety messaging on our roadways and to assist and enhance safety for officers and citizens who are working or approaching roadblock details.

Use of Funds: The agency will utilize the grant funds for the overtime salary and fringe; (1) LEL Coordinator Luncheon for Click It or Ticket; and Equipment: (1) portable message board.

**Budget: \$39,500.00 Federal Funding Source-402 PTS**

---

**Project Number: 14-PT-302-1**

**Project Title: Madison Police Department Police Traffic Services Enforcement**

Location: The City of Madison is located in Madison County and has a population of 24,149, according to the 2010 census. The area encompasses 25 square miles and is in District 1 located in the Central portion of the State. Major roadways in the area are Interstate 55, U.S. Highway 51 and many county and State highways.

Problem Identification: Traffic has increased on Interstate 55 (which runs through Madison) due to the Nissan plant in Canton, MS. With the high volume of traffic increases crashes and fatalities due to excessive rates of speed.

Data: Madison reported in 2012 there were (717) total crashes, (118) injury crashes, (599) property damage, (0) fatal crashes, (13) alcohol related crashes, (0) alcohol related fatal crashes, (29) speed related crashes.

Madison County ranked 11<sup>th</sup> in crashes per 10K population and ranked 14<sup>th</sup> in injuries per mile of county road in 2011.

The agency issued (135) traffic citations, (229) speed citations, (8) seat belt citations, (0) child safety seat citations and (23) DUI arrests in 2012. The city of Madison has a high level of the use of alcohol and drugs along with unbelted drivers and excessive speeding.

Goal: Madison Police Department's overall goal is to increase their efforts to reduce speeding in the City of Madison. The Madison Police Department will increase patrols, citations and education to the public on the safety seatbelts and child restraint.

The Madison Police Department will increase seatbelt citations by 10% of (8) in FY12 to (12) in FY14; increase child restraint citations by 200% of (0) in FY12 to (2) in FY14; and increase speed citations by 15% of (168) in FY12 to (193) in FY14.

Strategy: Madison Police Department will reach the goals by conducting no less than (4) checkpoints during each quarter and conduct at least (4) saturation patrols during each quarter.



Madison Police Department will conduct no less than (4) community/school presentations during the FY2014 and the agency will implement at least (2) earned media campaigns during the “Click It or Ticket It” campaigns.

Use of Funds: The Madison Police Department will utilize the funds for overtime and fringe to conduct described program activities above and beyond the agency’s daily activities and responsibilities.

**Budget: \$16,094.00 Federal Funding Source 402 Police Traffic Services**

Additional funding: \$67,062.00 Federal Funding Source 405(d)

---

**Project Number: 14-PT-408-2**

**Project Title: Meridian Police Department-Police Traffic Enforcement**

Location: The City of Meridian, Mississippi is located in east central Mississippi, and finds itself located about halfway between Dallas, Texas and Atlanta, Georgia. A major transportation hub with: 2 major US highways, 3 major state highways, and 2 merging interstates bringing over 240 thousand motorists through Meridian every year. The next city, with any substantial size, is at least 1 hour in any direction, most being closer to an hour and half: Hattiesburg to the southwest, Jackson to the west, Tuscaloosa to the east, and Columbus to the north. This helps make Meridian a natural interstate stop. The population of Meridian is 41,148, according to the 2010 census.

Problem Identification: The City of Meridian is working to address occupant protection issues; while the City of Meridian itself has not seen a drastic increase in fatalities in motor vehicles the areas around us are seeing a significant number of fatalities, especially among the younger population. The City of Meridian serves as a hub for the area and has a daily traffic flow of 100,000 vehicles. The City of Meridian will continue to support occupant protection enforcement not just for our own residents, but for all those traveling through our city in a hope to show a decrease area wide, not just within the city limits.

To the north Mississippi Power is building a new lignite plant that has led to a large temporary population passing through Meridian every day, as well as additional commercial traffic to the plant being built. Meridian also finds a large number of vehicles exiting the interstate on to Highway 19 north in Meridian heading to and from the casino in Philadelphia, Mississippi.

Data: Lauderdale County ranks # 2 for total crash rate, # 6 for Mississippi Highway Patrol crash rate, # 7 for injury rate, and # 5 for injuries per mile under the Top 20 Counties in Mississippi for Crashes during the FY2011. City of Meridian ranks # 13 in the Top 25 Cities for Serious Injuries.

The total number of crashes increased from (427) in FY2011 to (470) in FY2012. Injury crashes has decreased from (427) in FY2011 to (415) in FY2012. Fatal crashes has decreased from (5) in FY2010 to (3) in FY2011 and remained at (3) in FY2012.

Speed crashes had increased from (94) in FY2011 to (98) in FY2012. Speed Related crashes have remained at (1) for the past three years. Unbelted not injured has decreased from (16) in

FY2011 to (17) in FY2012. Unbelted injuries have increased from (9) in FY2011 to (15) in FY2012. Unbelted fatalities have increased from (1) in FY2011 to (2) in FY2012.

Drivers aged 16-20 total crashes have decreased from (353) in FY2011 to (349) in FY2012. Drivers aged 16-20 injury crashes has increased from (94) in FY2011 to (110) in FY2012.

Goal: In an effort to reduce motor vehicle crashes along major highways and interstates inside the city limits of Meridian, Mississippi, the Meridian Police Department will increase traffic enforcement with an emphasis on speed and hazardous moving violation enforcement.

In an effort to reduce the number of vehicle occupants from being injured in motor vehicle crashes within the city limits of Meridian, Mississippi, because they are not properly restrained. The Meridian Police Department will increase public education and enforcement efforts focusing on occupant protection.

The Meridian Police Department proposes a goal to reduce crashes along interstates and highways in the city from a high of (526) in 2011, by 10% to (475) in FY2014.

The agency will write a minimum of (414) seatbelt violation citations during quarter, to reach 25% goal of (1,658) for FY2014; and a minimum of (100) child seat violation citations during quarter, to reach 25% goal of (400) for FY2014.

Strategy: The Meridian Police Department will conduct at least (3) saturation patrols during quarter; and write a minimum of (50) hazardous moving violation citations during quarter.

Meridian Police increase the seatbelt violation citations of (1,157) in FY2012 to (1,658) in FY14; increase the number of child safety violations from (189) in FY2012 to (401) in FY14. The agency would like to increase the seatbelt usage rate from 87% in FY2011 to 90% in FY2014. The agency will conduct seatbelt survey periodically throughout grant year.

The Meridian Police Department will train (3) of car safety seat technicians within the Meridian Police Department; increase the number of child passenger seat check points in FY2014 and hold at least 4 child safety seat checkpoints.

The agency will increase public education contact from (575) people to (1000) people in FY2014 and participate in national Click it or Ticket program, as well as Child Safety Passenger week.

The agency will serve as an LEL coordinating program and conduct (1) LEL coordinating meeting/ luncheon prior to click it or Ticket Blitz, to include a press conference.

Use of Funds: The Meridian Police Department will utilize the funds for overtime; fringe equipment: (1) Lidar radar system to conduct described program activities

**Budget: \$34,330.00 Federal Funding Source 402-Police Traffic Services**

**Additional funding: \$143,736.00 Federal Funding Source 405(d)**

---

**Project Number: 14-PT-408-2**  
**Project Title: MS Hwy Patrol CRASH Reconstruction**

Location: The Crash Reconstruction program covers statewide. The Mississippi Highway Patrol is responsible for enforcement activities for the entire State of Mississippi through extensive enforcement. The population of Mississippi is 2,978,512, according to the 2010 census. The State covers square miles 46,923, and county miles 10,958.

Problem Identification: The MHP C.R.A.S.H. Team is a vital part of DUI enforcement in the State of Mississippi as they investigate all felony prosecutable wrecks which occur within the Highway Patrol's jurisdiction as well as providing Reconstruction services to any agency within the state which requests the services. This grant continues to be an essential part of maintaining a state of readiness on the MHP C.R.A.S.H. Team in order to keep the members software, equipment, and training up to date and provide the best services possible to the citizens of the State of Mississippi.

Data: In 2012 the Mississippi Highway Patrol had a total of (11,724) crashes, (3,554) injury crashes, (7,943) property damages, (227) fatal crashes, (436) alcohol related crashes, (13) alcohol fatal crashes, (882) speed related crashes, (23) speed related fatal crashes, (150) motorcycle crashes, (10) impaired motorcyclists, (15) fatal motorcycle crashes, (270) fatalities (188 male and 82 females), (13) fatal drivers with BAC .08 or more, (321) unbelted not injured, (918) unbelted with injuries, (140) unbelted fatalities (105 males and 35 females).

Goal: In an effort to maintain the level of proficiency in knowledge, training, and equipment as well as continuing to investigate/prosecute felony collisions which occur on roadways patrolled by the Mississippi Highway Patrol or any other law enforcement agency within the state of Mississippi.

Use of Funds: The Mississippi Highway Patrol will utilize the funds for contractual services to include (12) software upgrades; (4) software subscriptions; (4) event data recorders; and (4) occupant kinematics. Funds will also be used for supplies: (22) portable rechargeable batteries; (36) cable bundles; and travel and training to conduct described program activities above and beyond the agency's daily activities and responsibilities.

**Budget: \$62,853.00 Federal Funding Source 402 PTS**

Additional funding: \$157,327.00 Federal Funding Source-OP  
\$9,600.00 Federal Funding Source-Youth  
\$409,552.00 Federal Funding Source-Speed  
\$2,063,607.00 Federal Funding Source-154 AL  
\$23,840.00 Federal Funding Source-154 AL Youth

---

**Project Number: 14-PT-408-3**  
**Project Title: MS Hwy Patrol Speed Enforcement**

Location: The Mississippi Highway Patrol is responsible for enforcement activities for the entire State of Mississippi through extensive enforcement. The population of Mississippi is 2,978,512, according to the 2010 census. The State covers square miles 46,923, and county miles 10,958.

Problem Identification: Fatalities by road system show an historic trend of about 50% of all traffic deaths occurring on MHP patrolled highways, which include interstates, as well as state and federal routes where speeds range from 55 mph to 70 mph. Mississippi's highways accounted for 49.9% of the fatalities in 2010 (320 out of 641).

Mississippi is a rural state with higher miles driven per year than the national average based on our population. There tends to be more occupants per vehicle per trip than the national average as well. The state's gaming industry has accounted for significant increases in VMT over the past two decades, which has also increased congestion on highways. Speed, occupancy and congestion factors the number of fatalities on MHP patrolled highways and interstates. These following facts show how prevalent speeding is in Mississippi, accounting for 20% of all fatal traffic fatalities.

- Almost 50 percent of speed-related fatalities occur on lower speed collector and local roads with limits of 50 mph or less, with the remaining 50% occurring on interstates and highways.
- For drivers involved in fatal crashes, young males are the most likely to be speeding.
- Law enforcement officials consistently report that speeding is the number 1 or 2 traffic complaint from citizens to their agencies.
- Speeding is responsible for 27% of all contacts between drivers 16 and older and law enforcement.

Speed continues to be a major factor in traffic related deaths in Mississippi. In an effort to maximize efficiency, safety checkpoints and saturation patrols will be manned by officers on their regularly scheduled days off. Utilizing manpower in this way will supply substantially more officers on Mississippi's roadways to create visibility enforcement.

Data: In 2012 the State of Mississippi had a total of (11,724) crashes, (3,554) injury crashes, (7,943) property damages, (227) fatal crashes, (436) alcohol related crashes, (13) alcohol fatal crashes, (882) speed related crashes, (23) speed related fatal crashes, (150) motorcycle crashes, (10) impaired motorcyclists, (15) fatal motorcycle crashes, (270) fatalities (188 male and 82 females), (13) fatal drivers with BAC .08 or more, (321) unbelted not injured, (918) unbelted with injuries, (140) unbelted fatalities (105 males and 35 females).

In FY2011, there were 130,546 speed-related citations issued by the MHP. The number of speeding citations for MHP increased 15% in 2012 to 150,603.

Goal: The overall goal of this program is to reduce the incident of speeding on Mississippi State roads, highways, and interstates. Increase the total number of speed citations from 158,845 in 2012 by 15% of 166,787 by 2014.

Strategy: The Mississippi Highway Patrol will conduct at least two speed enforcement details per district per month, for a total of (18) speed details per quarter. Write a minimum of 2,079 speeding grant funded citations during each quarter in FY2014, to reach a 10% increase from the proposed 1890 grant funded speeding citations in FY2013.

Use of Funds: The Madison Police Department will utilize the funds for overtime and fringe to conduct described program activities above and beyond the agency's daily activities and responsibilities.

**Budget: \$409,522.00 Federal Funding Source 402 Speed**

Additional funding: **\$62,853.00 Federal Funding Source 402 PTS**

\$157,327.00 Federal Funding Source-OP

\$9,600.00 Federal Funding Source-Youth

\$2,063,607.00 Federal Funding Source-154 AL

\$23,840.00 Federal Funding Source-154 AL Youth

---

**Project Number: 12-PT-410-1**

**Project Title: MS Office of Highway Safety - Police Traffic Services Coordination Program**

Project Description: Provides program management in the Police Traffic Services program area to coordinate statewide local law enforcement efforts related to MOHS operations. Program oversees funding to state and local law enforcement agencies for overtime enforcement, and assist in developing strategies for inter-jurisdictional enforcement efforts.

Provide program management for the planned MOHS Seat Belt Survey, the CPS survey, the CIOT National Mobilization and Drive Sober Get Pulled Over. Oversee projects related to CPS, including fitting stations, checkpoint stations and CPS technician training. Oversee OP media campaign during National CIOT blitz period. Personnel services will include salaries and benefits for Division Director, and two (2) Program Managers at 50% each. Travel, supplies and training will also be included in the project for monitoring, workshops, seminars, and program management at the same percentage. Remainder of funding for personnel can be found in 402 PTS.

**Budget: \$200,000.00 Federal Funding Source 402-Police Traffic Services**

---

**Project Number: 14-PT-401-1**

**Project Title: Mississippi State Social Science Research Center**

Location: The Mississippi State Social Science Research Center is located in Starkville, MS.

Problem Identification: In 2001 training in Drug Abuse Recognition (DAR) was incorporated into the grant and in 2002 Complete Traffic Stop (CTS) training was initiated. The DAR program has been replaced by the Drug Recognition Expert (DRE) and the Advanced Roadside Impaired Driving Enforcement (ARIDE) programs. These programs train law enforcement officers to identify the signs of impairment caused by drugs, alcohol, or a combination of both. The first class for Drug Recognition Expert (DRE) training was held in 2008 with fifteen officers completing the program. In 2011-2012 fifty four officers were trained in four CTS classes, twenty officers were trained in one DRE class, and eighty six officers were trained in seven ARIDE classes.

The demand for SFST, DRE, ARIDE, and CTS training continues to be strong. Not only are law enforcement agencies continuing to request the training but the desire for these procedures to be used in presenting a case is frequently requested by the court.

Based upon continued requests for this training and a continuing demand for this type of training from the legal system, the Office of Highway Safety has determined that there is a need to

continue SFST, DRE, ARIDE and CTS training.

Data: In 2009-2010 one hundred eight (108) officers were trained in seven (7) CTS classes, in 2010-2011 eighty officers (80) were trained in five (5) CTS classes. In 2011-2012 fifty four (54) officers were trained in four (4) CTS classes. Attendance in these classes can be anywhere from 25 to 40 officers depending on where the class is being held.

**Goal:\*\*\* Information is Forth Coming**

Strategy: The SSRC will conduct (4) CTS regional workshops and assist in the coordination of the SFST instructor training school, regional workshops for the SFST, CTS and ARIDE training, the DRE school.

The SSRC will also schedule the training programs, procure the meeting places, secure hotel accommodations for instructors and project staff, obtain needed supplies and training materials for the workshops.

Use of Funds: Mississippi State Social Science Research Center will utilize the funds for training; travel; contractual and commodities to conduct described program activities.

**Budget: \$20,987.00 Federal Funding Source 402-Police Traffic Service**

---

**Project Number: 14-PT-880-1**

**Project Title: Preusser Research Group, Inc. (PRG) - Behavioral Measures Survey**

Location: The Preusser Research Group, Inc. will conduct 5 surveys in 5 driver's license service centers across the State to survey individuals on behavioral measures.

Project Description: The PRG will conduct a behavioral measures awareness survey. PRG will conduct the behavioral measures survey to satisfy the requirement per Federal Regulations 23 CFR 1200.10 (a) (1).

Goal: PRG will track driver's attitudes of highway safety enforcement, communication activities and self-reporting driver behavior of Mississippi drivers.

Strategy: PRG will conduct a minimum of 800 surveys to be collected at five (5) separate driver's license services locations in Greenwood, Gulfport, Jackson, Meridian and Olive Branch. PRG will compile all information and present a report on the findings, to the Mississippi Office of Highway Safety for inclusion in the Annual Report

Use of Funds: PRG will utilize the funds for collection of data, travel expenses to the collection locations, material preparation and for preparation of the final report due to MOHS.

**Budget: \$19,500.00 Federal Funding Source 402 PTS**

---

**Project Number: 14-PT- 352-1**

**Project Title: City of Verona Police Traffic Services Enforcement**

Location: The City of Verona is located in Lee County and has a population of 3,006, according to the 2010 census. The area encompasses 4 square miles and is in District 4 located in the North Eastern portion of the State. Major roadways in the area are U.S. Highway 45.

Problem Identification: Verona is located on three (3) four (4) lane highways and a railroad, interstate 22, the super highway totally connecting Memphis, TN and Birmingham, AL. The extending of highway 76 will also connect to one of the ramps to the north. Verona has a large industrial park to the south and the largest rural hospital in Mississippi four (4) miles to the north.

Lee County has two (2) full time fire departments; Verona has one (1) police department. Verona has one school (Verona Elementary School). Verona is known for its tourist attractions which increase the number of vehicles traveling through to Tupelo which is located ten (10) miles north of the town.

Data: Verona had (37) crashes in 2012, which consists of (15) injury crashes, (2) fatal crashes, and (2) were alcohol related. Lee County ranked 15<sup>th</sup> in overall crashes per 10K population in 2011. The agency issued (1,023) traffic citations, (141) speed citations, (48) seat belt citations, (23) child safety seat citations and (48) DUI arrests in 2012.

The city of Verona has a high level of the use of alcohol and drugs along with unbelted drivers. Lee County ranked 19<sup>th</sup> in injury rate per 10,000 populations and ranked 14<sup>th</sup> in injuries per mile of county road.

Goal: Verona Police Department's overall goal is to reduce crashes, injuries and fatalities. Verona will increase speed citations of by 20% from (141) FY12 to (169) FY14, increase seatbelt citations by 20% from (48) FY12 to (58) FY14, increase child restraint citations 20% from (23) FY12 to (28) FY14 and increase DUI citations 20% from (48) FY12 to (58) FY14.

In an effort to reduce the high usage of drugs and alcohol in the City of Verona the Verona Police Department will increase patrol, citations and educate the public.

Strategy: The Verona Police Department will conduct no less than (2) traffic checkpoints during each quarter, for a total of (8) during FY 14. The agency will also conduct no less than (2) saturation patrols during each quarter, for a total of (8) saturation patrols during FY14. Verona Police Department will also conduct no less than (1) school or community presentation per quarters on the importance of alcohol, speed and seatbelt safety. The agency will also participate in all federal and state blitz periods.

Use of Funds: Verona Police Department will utilize the funds for overtime; training and travel to conduct described program activities above and beyond the agency's daily activities and responsibilities.

**Budget: \$10,875.00 Federal Funding Source 402**

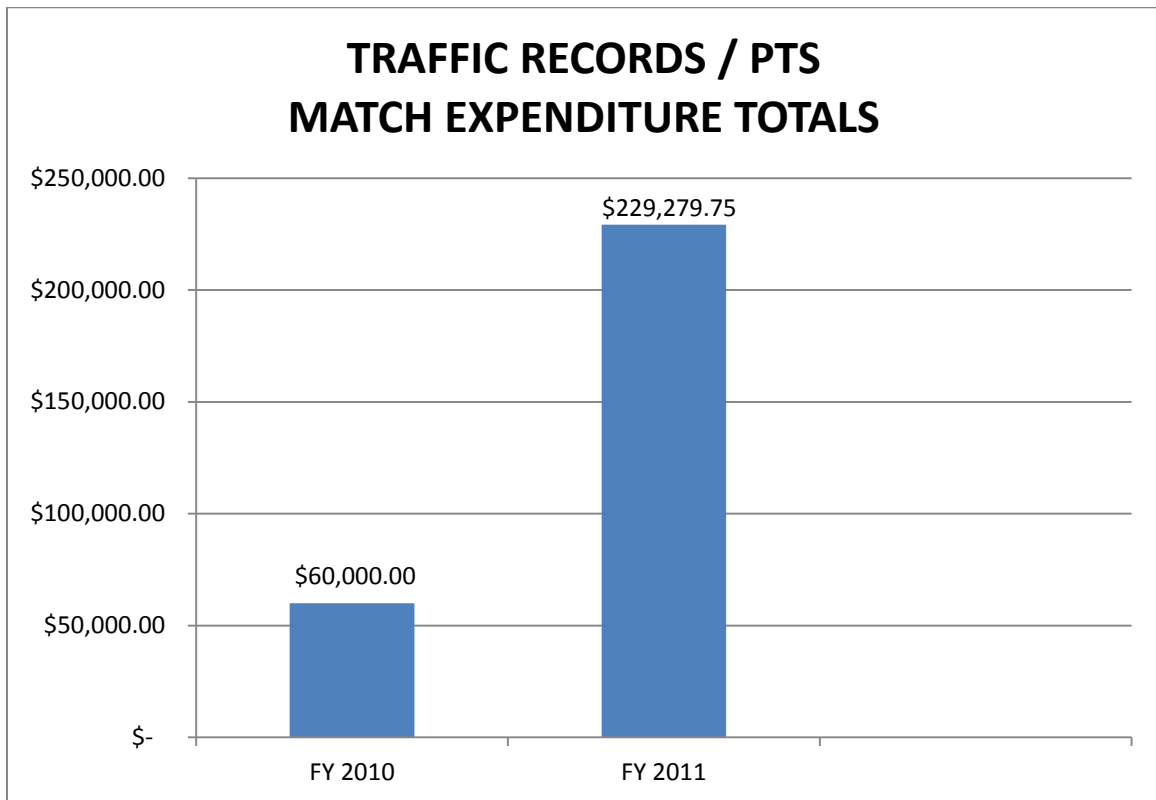
---

PTS Projects	402 PTS Projects & Budget Category(s)	Federal	Match	Local Benefit
Clinton Police Dept. 14-PT-206-1	Personnel: Salary and Fringe; Training; and Travel	\$51,820.00	\$10,362.40	\$51,820.00
Horn Lake Police Dept. 14-PT-218-1	Overtime salary and fringe; (1) LEL Coordinator Luncheon for Click It or Ticket; and Equipment: (1) portable message board. *** NHTSA APPROVAL. EQUIPMENT OVER \$5,000.00	\$39,500.00	\$7,900.00	\$39,500.00
Madison Police Dept. 14-PT-302-1	Personnel: Overtime and Fringe	\$16,094.00	\$3,218.80	\$16,094.00
Meridian Police Dept. 14-PT-222-1	Speed Program: Personnel: Salary and Fringe; Equipment-Lidar Radar Systems	\$34,330.00	\$6,866.00	\$34,330.00
MOHS PTS Program Coordination 14-PT-410-1	Personnel: 1 Branch Director and 1 Program Manager	\$200,000.00	\$40,000.00	\$0.00
MS Highway Patrol 14-PT-408-3	Speed Program Personnel: Overtime and Fringe; and Equipment:	\$409,552.00	\$81,910.40	\$0.00
MS Highway Patrol 14-PT-408-2	Crash Reconstruction: Travel; Contractual Services: software; Supplies	\$62,853.00	\$12,570.60	\$0.00
MS State University - MASEP/Training 14-PT-401-1	Personnel: Salary, Fringe, Travel, Training, Supplies, and Contractual Services	\$19,814.00	\$1,481.00	\$0.00
Preusser Research Group, Inc. 14-PT-880-1	Annual Behavioral Measures Survey	\$19,500.00	\$3,900.00	\$0.00
Verona Police Dept. 14-PT-352-1	Personnel: Overtime; Fringe; Training; and Travel	\$10,875.00	\$2,175.00	\$10,875.00
<b><i>TOTAL 402 PTS</i></b>		<b>\$864,338.00</b>	<b>\$170,384.20</b>	<b>\$152,619.00</b>



<b>MOHS 2010 / 2011 TR &amp; PTS Maintenance of Effort</b>				
<b>Project</b>	<b>Program</b>	<b>Match Amounts</b>		
		<b>2010</b>	<b>2011</b>	
MSU (SSRC)	TR PSDL	\$ 60,000.00		
DPS (Ecite Program)	408 TR		\$ 146,514.75	
MSU (SSRC)	408 TR PSDL		\$ 75,265.00	
OHS (Crash Database upgrade)	408 TR		\$ 7,500.00	
<b>TOTALS</b>		<b>\$ 60,000.00</b>	<b>\$ 229,279.75</b>	<b>\$ 289,279.75</b>
<b>AVG FY10/FY11</b>				<b>\$ 144,639.88</b>

	FY 2010	FY 2011	
<b>TOTALS</b>	<b>\$ 60,000.00</b>	<b>\$ 229,279.75</b>	



## **FY14 Teen Traffic Safety Program**

### **Mississippi Statewide Teen Traffic Safety Program Plan for FY2014**

In addition to traffic enforcement, the MOHS will focusing on a youth drivers program that will provide public information and education to young drivers about the consequences driving behaviors.

Both NHTSA and MOHS recognize the importance of public information and education focusing toward young drivers, as a means of preventing erratic driving behaviors, such as driving under the influence for vehicles, lack of seat belt use, speed and distracted driving.

For FY14, the MOHS will create the Youth Collaborative Initiative, which will act on behalf of the Mississippi Office of Highway Safety, MS Department of Public Safety, Division of Public Safety Planning as the umbrella organization to provide a comprehensive coordinated youth program with the approach to reduce the number of motor vehicle crashes, injuries and fatalities among vehicle or motorcycle operators by providing an innovative technical assistance program designed with an overall goal of strengthening the implementation processes of grantees funded to provide public information and education.

#### **Problem Identification:**

##### **Alcohol/Impaired:**

Mississippi teenagers under the age of 20, although unable to legally consume alcohol had significant fatalities rates of alcohol related fatalities. In 2009, there were 11 alcohol related fatalities among 16-20 drivers, with 4 females and 7 males. In 2010, there were 15 alcohol related fatalities with 4 females and 11 males. In 2012, there were 12 alcohol related fatalities, with 5 females and 7 males.

##### **Seatbelts:**

Mississippi teenagers under age 20 represent significant traffic safety problems concerning seat belts. Teenagers (ages 16 to 20) were 11.9% of occupant deaths, while being only 6.2% of the licensed drivers. Those drivers were unbelted 59% of the time when killed. Mississippi will be focusing on the listed below counties during the FY13 year, as they represent the Top 25 counties with unbelted teen drivers. During 2010-2012, there were 142 teens killed. Out of 142 teens killed, 107 were unbelted, which represent 75% of all fatal crashes were unbelted. The following chart outlines the Top 25 Counties for teen motor vehicle fatalities.

##### **Speed:**

Speed fatalities are also a concern among Teen drivers 16-20 in the State of Mississippi. In 2009, there were 19 speed related fatalities, 6 female and 13 male. In 2010, there were 15 fatalities with 3 females and 12 males and in 2011, there were 16 speed related fatalities with 7 females and 9 males.

##### **Programs and Projects:**

There are approximately six (6) Teen Traffic Safety projects and programs being implemented in MS during FY14. These consist of the following types of programs and projects: enforcement, public information/outreach, education and training.

The MOHS, along with all funded agencies, will implement activities in support of national highway safety goals to reduce motor vehicle related fatalities according to their specific funding source. Programs that will be used to increase seatbelt use include; paid media, enforcement of primary seat belt laws and participation in State and national mobilizations.

#### Goals & Strategies for FY2014:

##### **C-9 Core Outcome Measure/Under 21:**

To decrease the number of drivers aged 20 or younger involved in fatal crashes by 15% from the 2011 calendar year baseline of 87 to 74 by end of FY14. To decrease the number of drivers aged 20 or younger by an additional 5% for a long term goal of 70 by

##### **MOHS Outcome Measure: Teen-Alcohol:**

Reduce teen alcohol related fatalities by 10% from 12 in 2011 to 11 in FY14. To Decrease teen alcohol related fatalities by an additional 5% for a long term goal of 10 by the end of 2015.

##### **MOHS Outcome Measure: Teen-OP:**

Reduce teen unrestrained fatalities by 10% from 59 in 2011 to 54 in FY14. To decrease teen unrestrained fatalities by an additional 5% for a long term goal of 51by the end of 2015.

##### **MOHS Outcome Measure: Teen-Speed:**

Reduce teen speed related fatalities by 10% from 17 in 2011 to 15 in FY14. To decrease teen speed related fatalities by an additional 5% for a long term goal of 13 by the end of 2015.

#### **FY Teen Traffic Safety Proposed Strategies:**

The MOHS uses the Countermeasures that Work: A Highway Safety Countermeasures Guide for State Highway Safety Offices, published by the NHTSA to select strategies that will be used for the upcoming grant year. The MOHS will use the following countermeasures as strategies to accomplish the goals that have been set for the grant year:

##### **Alcohol:**

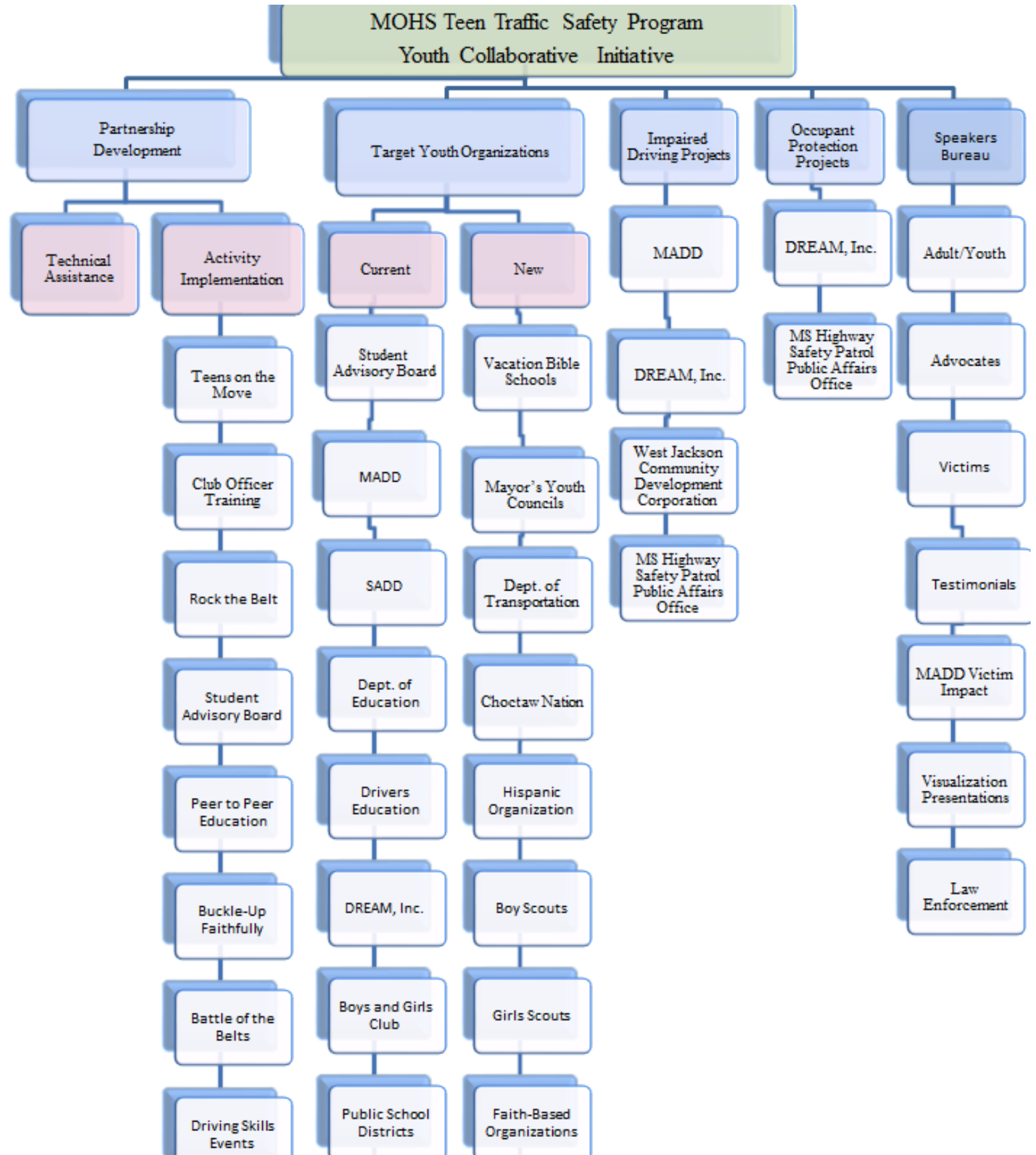
- Countermeasure 6.1: Minimum Drinking Age 21 Laws;
- Countermeasures 6.2: Zero Tolerance; and
- Countermeasures 6.5: Youth Programs.

##### **Occupant Protection:**

- Countermeasure 1.1: Occupant Protection Enforcement
- Countermeasures 2.1; 2.2; 2.3-Occupant Protection Coordinated Program:
- Countermeasure 4.1; 6.1:Teen Seatbelt Focus Program
- Countermeasures 2.1; 2.2; 2.3:Impoverished Seat Belt Program
- Countermeasures 2.1; 2.2; 2.3: High Visibility Enforcement:

- Surveys: Although conducting an attitudinal survey is not listed as a countermeasure that work, it is an agreed upon activity between NHTSA and GHSA

The following chart shows, the efforts of the FY14 Youth Collaborative Initiative for the State.



## **2014 Teen Traffic Safety Project Descriptions:**

---

### **Project Number: 14-ST-581-1**

### **Project Description: Mothers Against Drunk Driving-Youth Coordination**

Location: MADD is a statewide organization designed to bring awareness regarding tragedy and devastation brought on by drinking and driving. MADD covers the whole population of Mississippi, according to the 2012 census, there were 2,984,926.

Problem Identification: Every day, almost 30 people in the United States are killed in motor vehicle crashes that involve an alcohol-impaired driver. This amounts to one death every 48 minutes. The annual cost of alcohol-related crashes totals more than \$51 billion. At all levels of blood alcohol concentration (BAC), the risk of being involved in a crash is greater for young people than for older people. Motor vehicle crashes are the leading cause of death of teens in the United States.

As a result of those alarming statistics, MADD Mississippi has worked effortlessly to combat this serious epidemic. From 2010 to present, the Mississippi State Office has reached approximately 77,000 youth and adults with the Impaired Driving and underage drinking prevention message. Multiple efforts have been made to provide evidence-based programs to thousands of area youth educating them on the consequences of consuming alcohol before the age of 21 and impaired driving.

Data: In 2010, seven teens ages 16-19 died every day from motor vehicle injuries. According to the 2012 data provided by the Mississippi Office of Highway Safety, there were 15,471 crashes involving people between the ages of 16-20 in the State of Mississippi. Of those crashes, 4,473 involved injuries and 67 were fatal. Unfortunately, 196 were alcohol related.

Goal: MADD Mississippi's primary goal is to reduce the number of alcohol impaired and driving under the influence of alcohol and other drug-related crashes, injuries and fatalities amongst teens ages 16-20 with emphasis on education awareness, law enforcement collaboration and the criminal justice system.

MADD will increase awareness and reduce alcohol related traffic fatalities statewide and also with an emphasis in the large metro areas of Hinds County, Jackson County and Lee County; increase the number of adult volunteers involved in impaired driving and traffic safety issues; improve education programs on impaired driving for youth; collaborate with city officials to increase and support the enforcement of driving under the influence minor laws; and support law enforcement DUIs and Blitz Campaigns.

Strategy: MADD will work to accomplish the goals to reduce by partnering with schools to conduct a minimum of (12) awareness presentations to Drivers Education Classes reaching approximately 100 teen drivers; collaborate with Law Enforcement and attend a minimum of (4) Troop Liaison Meetings; conduct a minimum of (30) Impaired Driving Prevention Presentations educating a minimum of 5,000 youth and adults; and participate in a minimum of (20) Awareness Fairs to spread MADD's message and educate participants on the consequences of impaired driving –reaching approximately 12,000 teens and adults.

Use of Funds: MADD will utilize the grant funds for (1) State Program Manager and (2) Program Coordinators; fringe benefits; travel/training; contractual services; and commodities.

**Budget: \$139,901.00 Federal Funding Source 154 AL**

---

**Project Number: 14-ST-408-1**

**Project Title: Mississippi Highway Patrol-Public Awareness Officers**

Location: The Mississippi Highway Patrol Public Awareness project is a statewide projects, that is serviced by the Mississippi Highway Patrol Public Awareness Officers. MHP has nine troop districts across the State and services the entire population of Mississippi. Mississippi's demographics are based on the 2012 projected census number of 2,984,926.

Currently the demographics of Mississippi are White, 60.0%; African American, 37.3%; American Indian .6%; Asian .9%; Hawaiian .1%; mixed race 1.1%; and Hispanic 2.9%. There are 10,958 County miles and 46,923 square miles within the jurisdiction of the Mississippi Highway Patrol.

Problem Identification: Sustained, strong enforcement of DUI laws in Mississippi already achieve average United States enforcement effectiveness levels. However, limited resources hinder the agencies within Mississippi from further covering the state with enforcement of DUI and other alcohol-related laws.

Data: The Mississippi Highway Safety Patrol worked a total of (11,724) traffic crashes in 2012, of which 227(2%) were fatal crashes, 3,554 (30%) were injury crashes and 7,943 (68%) were property damage.

In the 2011 *Alcohol Traffic Safety Facts*, written by the National Highway Traffic Safety Administration (NHTSA), the overall National DUI fatality rate is shown to have remained steady at .34 per 100 million VMT, with 9,878 alcohol-related fatalities in 2011. In 2011, the 9,878 alcohol related fatalities accounted for 31% of the total traffic fatalities for the year.

Fatalities in alcohol-related crashes during 2011 accounts for one fatality every 53 minutes, of the 9,878 people killed due to impaired driving, 66% (6,507) died in crashes where the driver had a BAC of .08 or higher. The remaining fatalities consisted of 27% (2,661) motor vehicle occupants and 7% (710) non-occupants. Thirty-one percent of drivers involved in fatal crashes on weekends were alcohol-impaired, compared with 15% during the weekdays.

In Mississippi, traffic fatalities continued to decline from 641 fatalities in 2010 to 630 in 2011 and again to 582 in 2012. In 2011, (33%) of traffic fatalities were alcohol-related, down from 231 (36%) in 2010. For 2012, the Mississippi Highway Safety Patrol investigated 11,724 crashes. The MHP also made 8,663 DUI arrests in 2012. This substantial increase in MHP DUI arrests over the past six years and their dedication of time and resources shows MHP's commitment to strengthening their DUI enforcement program and removing the impaired driver from Mississippi's roads and highways.

The Public Affairs Officers for the Mississippi Highway Patrol are funded by the state; therefore, there are no grant funded outreach programs. The utilization of the Rollover Simulator

and SIDNE in programs does provide grant funded assistance, as does the purchase of requested equipment and conference training sessions.

Goal: The overall goal of this project is to reduce fatal and injury crashes related to impaired driving. The MHP PAO will increase total MHP Public Affairs presentations by 10% or from (658) in 2012 to (724) in 2014. The MHP PAO will also increase number of people reached by the public affairs officers from (72,958) in 2012 to (80,000) in 2014.

Strategy: The MHP PAO program will meet the goals by conducting at least (20) presentations per troop district per quarter, for a total of (180) per quarter. The agency will also participate in all National Blitz campaigns.

Use of Funds: The MHP PAO will fund travel; training; commodities; contractual services and equipment: (11) laptops; (11) megaphones; and (11) remote pointers to conduct all responsibilities of the grant.

**Budget: \$23,840.00 Federal Funding Source**

Additional funding: \$2,063,607.00 Federal Funding Source 154 AL-Carry Forward  
\$62,853.00 Federal Funding Source 402-Crash  
\$9,600.00 Federal Funding Source 402-Youth  
\$409,552.00 Federal Funding Source 402-Carry Forward  
\$157,327.00 Federal Funding Source 402

---

**Project Number: 14-ST -541-1**

**Project Title: National Council on Alcoholism and Drug Dependence (NCADD)**

Location: The National Council on Alcoholism and Drug Dependence is a statewide program, but NCADD will be creating a Youth Initiative program will target the Hinds County; Madison County and Warren County areas for a focus on teen impaired education.

Problem Identification: NCADD's Youth Initiative program gives NCADD the ability to reach the youth (Junior High aged teens) on impaired driving across Mississippi in 3 (three) targeted counties Hinds, Madison, and Warren County. In 2011 Mississippi drivers ages 15 to 20 were in involved in (84) fatal crashes. Hinds County is ranked 1<sup>st</sup> in the state where alcohol was involved with a BAC of .08 or greater. Madison County is ranked 27<sup>th</sup> in the state where alcohol was involved with a BAC .08 or greater. Warren County is ranked 13<sup>th</sup> in the state where alcohol was involved with a BAC of .08 or greater. NCADD plans to focus on highway safety issues on impaired driving in these targeted counties. NCADD hopes this initiative that will attribute to reducing impaired driving related crashes among Junior High aged teens.

Data: *Hinds County* reported (38) reported alcohol related crashes for FY10-FY12. (6 injury and 9 property damage only for FY10) (3 injury and 6 property damage only for FY11) (5 injury, 1 fatal and 8 property damage only for FY12). For the calendar year 2007-2011 The county as a whole identified the following number of fatalities where alcohol was involved with a BAC of .08 or greater was involved. 90 (from 2007-2011) and with 16 recorded in 2011.

*Madison County* reported (48) reported alcohol related crashes for FY10-FY12. (7 injury and 6 property damage only for FY10) (7 injury, 1 fatal and 8 property damage only for FY11) (4



injury, 5 property damage only for FY12). For the calendar year 2007-2011 The county as a whole identified the following number of fatalities where alcohol was involved with a BAC of .08 or greater was involved. 14 (from 2007-2011) and with 1 recorded in 2011.

Warren County reported (38) reported alcohol related crashes for FY10-FY12. (6 injury and 9 property damage only for FY10) (3 injury and 6 property damage only for FY11) (5 injury, 1 fatal and 8 property damage only for FY12). For the calendar year 2007-2011 The county as a whole identified the following number of fatalities where alcohol was involved with a BAC of .08 or greater was involved. 22 (from 2007-2011) and with 4 recorded in 2011.

Goal: To raise awareness regarding the dangers of impaired driving among Junior High aged teens in Hinds, Madison, and Warren Counties in efforts to attribute to reducing impaired driving related crashes among this population.

Strategy: NCADD will participate in all NHTSA media campaigns for Drive Sober or Get Pull Over. NCADD will work with local newspaper and all media outlets to spread the message of impaired driving designed by MOHS. NCADD plans to participate in 20 safety hair fairs and 50 school and/or community presentations for the FY14 grant year. NCADD plans to use the promotional items as incentives to those participating in our efforts for awareness geared towards impaired driving. NCADD plans to support partnering organizations on several other events such as: Red Ribbon Week, Town Hall Meetings, and Above the Influence Campaign (on Impaired Driving).

NCADD plans to conduct school and/or community presentations at participating schools and community-based centers in Clinton, MS (Hinds County), Flora, MS (Madison County), and Vicksburg, MS (Warren County). Several participating schools and community groups have already agreed to support NCADD on educating the public and youth on impaired driving. NCADD will have the opportunity to disseminate promotional materials with impaired driving messages to youth and general public and conduct several educational community campaigns and programs on impaired driving. NCADD will use sign-in sheets, collect demographics on participants, and any additional data requirements of MOHS to evaluate the effectiveness of efficiency of the projects and the NCADD staff. Analysis will be completed and results reported to MOHS.

NCADD staff will attend the MOHS STARS Conference and any other training required by Department of Highway Safety to better equip the Project Coordinator with the proper and most current knowledge available to service our designated counties. NCADD recognizes the importance of continuous training to better enhance the projects.

Use of Funds: The agency will use funds for the following: portion of (1) Executive Director for over-site of the grant; (1) full time Prevention Coordinator; Fringe; Training/Travel: Equipment: (1) laptop; (2) fatal vision impaired goggles; Commodities and Office supplies.

**Budget: \$58,753.00 Federal Funding Source 154 AL**

---

**Project Number: 14-ST-521-1**

**Project Title: Teen Traffic Safety Coordination Program**

Location and Demographics: This is a statewide effort that provides an organizational infrastructure to serve as a vehicle to increase the capacity of Mississippi Office of Highway safety sub grantees responsible for youth programs to strategically align their efforts to reduce impaired driving and increase seatbelt use among Mississippi's teens. DREAM will provide coordination of the Mississippi Office of Highway Safety Teen Traffic Safety Program. DREAM is a statewide, 31-year old nonprofit organization based in Jackson, MS. Its mission is to promote youth substance abuse and healthy lifestyles.

Mississippi is located in the southeastern region of the United States, with 46,907 square miles in land area, and 63.3 persons per square mile. Mississippi has 82 counties, which can be divided into the following regions: Gulf Coast, Piney Woods, Southwestern, Central, Delta, Northern Hills, and Northeastern.

The median household income is \$38,718 per year. Approximately 21.6% of Mississippians fall below the poverty level income, compared to 14.3% nationally. Mississippi's demographics are based on the 2012 projected census number of 2,984,926. 25% of Mississippi's 2,984,926 populations are under the age of 18. The largest Mississippi racial ethnic groups are white (58%), followed by Black (36.9%), and Hispanic (2.7%). There are gender and racial-ethnic variations in Mississippians' risks of vehicular fatalities. An analysis of FARS data from 1996 through 2011 reveals the following potential indicators for youth traffic issues:

- Male Mississippians are roughly about twice as likely to die in an auto crash than are female residents who are involved in such crashes
- Vehicle fatalities are more common among Caucasians than African Americans. Some of this is attributable to whites composing the majority of the population, there are many years for which white-black auto fatality differences eclipse this population differential
- Traffic fatalities among young Mississippians reveal that traffic injuries are more common among young women aged 16-20 than among their male counterparts.

Problem Identification: Although Mississippi teen driving safety trends during the past several years have shown some promising signs, many areas of significant risk in youth highway safety continue to threaten the well-being of the state's youngest drivers. Highway safety vulnerabilities among Mississippi teens include elevated risks for particular geographical locales (e.g., rural areas, Delta and Gulf Coast communities), specific times and seasons (e.g., weekend and summertime crash prevalence), social groups (e.g., white male traffic fatalities), and behaviors linked to impaired driving (e.g., underage drinking, youngsters' propensity to ride with an impaired driver). Declines in traffic crashes, injuries, and fatalities involving Mississippi youth, however, are not, by themselves, a sufficient cause for celebration. A number of disturbing trends continue to lurk beneath the surface. First, in focusing attention principally on adult highway safety issues, the state has an underdeveloped infrastructure for addressing highway safety risks faced by Mississippi youth. Despite the excellent work generally conducted by the Mississippi Traffic Safety Outreach Coalition, Mississippi Association of Highway Safety Leaders (MAHSL), and other such organizations, youth have not garnered sufficient attention. Youth-related traffic crashes, injuries, and fatalities still occur at unacceptably high rates and contribute disproportionately to overall adverse outcomes among the state's driver population. It

is quite possible that a more concerted and sustained focus on the promotion of teen safety could reduce traffic-related adverse events among young people even further than has been observed since the passage of the state's primary seat belt law.

Moreover, With MAP-21 in effect, there is a pronounced need and prime opportunity to expand youth highway safety in Mississippi. A foundation has been established for Mississippi youth highway safety programs over the past 25 years with such programs as Teens on the Move, Club Officer Training, Rock the Belt and other programs; however, these time require more data driven decisions, outcomes-based performance, environmental strategies, evidence-based practices, and coordination among youth programs that address highway safety issues. Further, incorporating the MAP-21 focus areas into all youth highway safety-funded programs will bolster highway safety practices within local communities throughout the state, with a special emphasis on high-risk locales. Mississippi has already developed a successful model of community mobilization through the Mississippi Tobacco-Free Coalitions (MTFC), which has been funded by the Mississippi State Department of Health, Office of Tobacco Control. Mississippi youth tobacco use rates are among the lowest in the country. The MTFCs are provided with a uniform scope of work, meeting regularly to engage in joint planning, are split into regions so that localized needs can be addressed in a manageable and culturally competent manner. To this end, DREAM, having served as a Mississippi Tobacco-Free Coalition for some 10 years, proposes to replicate this model by serving as the umbrella organization to facilitate a more comprehensive, coordinated approach to youth highway safety.

#### Data: Alcohol/Impaired:

Mississippi teenagers under the age of 20, although unable to legally consume alcohol had significant fatalities rates of alcohol related fatalities. In 2009, there were 11 alcohol related fatalities among 16-20 drivers, with 4 females and 7 males. In 2010, there were 15 alcohol related fatalities with 4 females and 11 males. In 2012, there were 12 alcohol related fatalities, with 5 females and 7 males.

#### Seatbelts:

Mississippi teenagers under age 20 represent significant traffic safety problems concerning seat belts. Teenagers (ages 16 to 20) were 11.9% of occupant deaths, while being only 6.2% of the licensed drivers. Those drivers were unbelted 59% of the time when killed. Mississippi will be focusing on the listed below counties during the FY13 year, as they represent the Top 25 counties with unbelted teen drivers. During 2010-2012, there were 142 teens killed. Out of 142 teens killed, 107 were unbelted, which represent 75% of all fatal crashes were unbelted. The following chart outlines the Top 25 Counties for teen motor vehicle fatalities.

#### Speed:

Speed fatalities are also a concern among Teen drivers 16-20 in the State of Mississippi. In 2009, there were 19 speed related fatalities, 6 female and 13 male. In 2010, there were 15 fatalities with 3 females and 12 males and in 2011, there were 16 speed related fatalities with 7 females and 9 males.

Goal: The overall goals of the collaborative are to build an outcomes-driven highway safety youth programs infrastructure; ensure that MOHS funded youth programs avoid duplicating efforts; to collectively work to decrease youth impaired driving; to increase seat belt usage across the State; and, to ensure that all funded programs address the MAP 21 main focus areas for

youth, which include impaired driving, distracted driving, speeding, nighttime driving, seat belt usage, and to address other issues that affect teen driving. To expand youth highway safety infrastructure and partnerships.

**Strategies/Activities:** DREAM will analyze the scopes of work for all of the MOHS youth programs to gain an understanding of their program goals, approaches, strategies and evaluation plans. DREAM will facilitate a learning community among the MOHS youth programs whereby they meet quarterly, or as needed, to engage in joint program planning, exchange program ideas, share lesson learned, identify gaps in services, receive training and technical assistance in youth development principles, sustainability, evaluation processes, evidence-based practices, and learn about various teen highway safety resources.

Additionally, DREAM will work with a PhD-level independent evaluator to create and implement a program impact evaluation system for the Mississippi Highway Safety Youth Collaborative. This system will be composed of various data collection tools (e.g., surveys, focus group interview guides) and methods designed to gauge the impact (effects) of youth programs statewide, and the technological platform through which outcomes data will be entered, stored, and analyzed. The evaluation will hinge largely on a set of universal program instruments designed to capture outcomes over time. A universal Program-Level Instrument (PLI) will be developed and administered across all funded youth highway safety programs. The PLI will most likely follow a post-test-only design, and will feature attitude, knowledge, and behavioral commitment measures as well as satisfaction items.

Community-level outcomes will be gauged by the annual SmartTrack School Survey and surveillance data available through the Mississippi Public Safety Data Lab and/or data made available by the Office of Highway Safety. Program representatives will be trained in the collection and reporting of PLI data, and outcomes reports will be generated for funders and funded communities so that statewide and grantee-specific impacts can be gauged. The evaluator will use an existing platform such as Survey Monkey to design a comprehensive monitoring instrument to be completed on a regular basis (e.g., monthly) by funded MAP-21 youth programs. This economical yet efficient monitoring instrument will allow tracking of program processes statewide and compare them across funded grantees. Where best practices are identified, they will be disseminated. Where deficient or less fruitful strategies emerge, cautionary lessons will be documented and shared. Both quantitative and qualitative process data will be collected.

This position will coordinate and provide training and technical assistance to all of the MOHS funded youth programs to help them fulfill their scopes of work, assist the state in ensuring that all youth programs work in a coordinated fashion to achieve the goals of reducing impaired driving and increasing seat belt usage among Mississippi's youth, and to ensure that all of the funded programs are addressing the MAP 21 youth program goals.

Duties will include:

- Serve as a liaison between MOHS and their funded youth programs
- Develop systems and protocols to establish a more uniform approach to youth highway safety service delivery including messaging, communications, highway safety campaigns, evidence-based practices, and others

- Ensure that MOHS funded youth programs participate in and support national campaigns such as Click It or Ticket
- Ensure that MOHS funded youth programs coordinate efforts and build relationships with local law enforcement entities
- Assess the scopes of work for each MOHS funded youth program and use the information for developing a comprehensive strategic plan for service delivery across the state
- Coordinate quarterly meetings (and others as needed) with MOHS-funded youth programs to provide them with capacity-building training and technical assistance, keep them abreast of current youth trends, assist them in engaging in joint program planning, and provide a forum for communicating ideas and lessons learned
- Conduct periodic site visits as needed to provide additional technical assistance to highway safety youth programs
- Attend, where possible, events and programs coordinated by MOHS-funded youth programs to provide support and observe their service delivery
- Cultivate relationships with private partners such as State Farm, Allstate, C-Spire, Ford and others in an effort to bring more resources to youth highway safety programs
- Develop a comprehensive calendar of events of all funded program efforts
- Coordinate with a program evaluator to develop a comprehensive evaluation plan and data collection system to report outcomes
- Maintain a website to showcase all the MOHS-funded youth programs and services for the public, as well as to serve as a communication tool to assist the funded programs
- Build partnerships with youth clubs and organizations across the state to enhance the efforts of all MOHS-funded youth programs. Provide these clubs and organizations with tools and training to increase their capacity to deliver youth highway safety messages and programs in their communities
- Develop youth highway safety toolkits and other information that clubs/youth serving organizations can implement within their clubs to promote highway safety among youth
- Develop a statewide forum/blog/social media group to allow youth organizations to network and share ideas with each other statewide.
- Network and build relationships with national youth organizations such as SADD, NOYS, and others in order to access resources and support for MOHS youth programs
- Develop and manage a Speakers Bureau that would serve to provide schools and community organizations with compelling speakers who can deliver youth highway safety messages
- Submit required reports to the Mississippi Office of Highway Safety
- Perform other duties as necessary to fulfill the goals of the Mississippi Teen Traffic Safety Program.

Use of Funds: The agency will use funds for the following: (1) Youth Collaborative Director; Portion of (1) Senior Program Advisor; Portion of (1) Financial Officer; Fringe; Travel; Training; Contractual Services; Equipment: (1) Computer; Commodities.

## **Budget: \$163,736.97 Federal Funding Source 154 AL**

---

**Project Number: 14-DE-521-1**

**Project Title: DREAM**

Location & Demographics: This is a statewide occupant protection program coordinated by DREAM, Inc., which targets Mississippi teens in all socio-economic, gender, and ethnic backgrounds in grades 7<sup>th</sup> – 12<sup>th</sup>. DREAM is a statewide, 31-year old nonprofit organization based in Jackson, MS. Its mission is to promote youth substance abuse and healthy lifestyles. Although Mississippi teen driving safety trends during the past several years have shown promising signs, many areas of significant risk in youth highway safety continue to threaten the well-being of the state's youngest drivers. According to the 2010 U.S. Census, 25% of Mississippi's 2,984,926 populations are under the age of 18. The largest Mississippi racial ethnic groups are white (58%), followed by Black (36.9%), and Hispanic (2.7%). There are gender and racial-ethnic variations in Mississippians' risks of vehicular fatalities. An analysis of FARS data from 1996 through 2011 reveals the following potential indicators for youth traffic issues:

- Male Mississippians are roughly about twice as likely to die in an auto crash than are female residents who are involved in such crashes.
- Vehicle fatalities are more common among Caucasians than African Americans. Some of this is attributable to whites composing the majority of the population, there are many years for which white-black auto fatality differences eclipse this population differential
- Traffic fatalities among young Mississippians reveal that traffic injuries are more common among young women aged 16-20 than among their male counterparts.

Problem Identification: According to the 2011 Youth Risk Behavior Survey, 12.6% of Mississippi youth did not wear a passenger seatbelt, while only 7.7% of their U.S. peers failed to do so. And, FARS data indicate that a large number of traffic injuries occur as a result of Mississippi young people's underuse of seatbelts. Among Mississippians aged 16-20 between the years of 2009-2011, well over 1,000 traffic injuries (N = 1,239) resulted from a lack of seatbelt usage. Many such injuries would be presumably preventable with more consistent use of seatbelts.

Data: Mississippi teenagers under age 20 represent significant traffic safety problems concerning seat belts. Teenagers (ages 16 to 20) were 11.9% of occupant deaths, while being only 6.2% of the licensed drivers. Those drivers were unbelted 59% of the time when killed. Mississippi will be focusing on the listed below counties during the FY13 year, as they represent the Top 25 counties with unbelted teen drivers. During 2010-2012, there were 142 teens killed. Out of 142 teens killed, 107 were unbelted, which represent 75% of all fatal crashes were unbelted. The following chart outlines the Top 25 Counties for teen motor vehicle fatalities.

Goal: To increase seatbelt usage among Mississippi youth in 2014 as compared with 2013 baseline data (SmartTrack data, affirm usage all or most of the time).

DREAM will help the MOHS in the reduction of teen unrestrained fatalities by 10% from 59 in 2011 to 54 in FY14. To decrease teen unrestrained fatalities by an additional 5% for a long term goal of 51 by the end of 2015.

Grant Activities/Strategies: DREAM will implement a comprehensive statewide teen highway safety program that will include a series of public initiatives all aimed at promoting risk awareness and occupancy protection. Best practices will be incorporated in all activities and a rigorous evaluation will discern the program's effectiveness and impact. The teen traffic programs will be guided by a Student Advisory Board, which is a cadre of ethnically diverse youth from virtually every region of the state. DREAM will staff will avail themselves to opportunities for professional development by attending MAHSL meetings and the Mississippi STARS conference.

Use of Funds: DREAM will utilize grant funds for the following: salary for (1) Youth Program Director; (1) Program coordinator; (2) Youth helpers; portions of (1) project Advisor; portion of (1) financial officer; fringe; travel; contractual services; commodities for the responsibilities of the program.

**Budget: \$464,390.00 Federal Funding Source 402**

---

**Project Number: 14-XX-408-1**

**Project Title: Mississippi Highway Patrol-Public Awareness Officers**

Location: The Mississippi Highway Patrol Public Awareness project is a statewide projects, that is serviced by the Mississippi Highway Patrol Public Awareness Officers. MHP has nine troop districts across the State and services the entire population of Mississippi. Mississippi's demographics are based on the 2012 projected census number of 2,984,926.

Currently the demographics of Mississippi are White, 60.0%; African American, 37.3%; American Indian .6%; Asian .9%; Hawaiian .1%; mixed race 1.1%; and Hispanic 2.9%. There are 10,958 County miles and 46,923 square miles within the jurisdiction of the Mississippi Highway Patrol.

Problem Identification: Mississippi has a low seatbelt usage rate of 81.9%, compared to the national average of 85%. Mississippi also has a large amount of unrestrained fatalities among teen drivers.

Mississippi teenagers under age 20 represent significant traffic safety problems concerning seat belts. Teenagers (ages 16 to 20) were 11.9% of occupant deaths, while being only 6.2% of the licensed drivers. Those drivers were unbelted 59% of the time when killed. Mississippi will be focusing on the listed below counties during the FY13 year, as they represent the Top 25 counties with unbelted teen drivers. During 2010-2012, there were 142 teens killed. Out of 142 teens killed, 107 were unbelted, which represent 75% of all fatal crashes were unbelted. The following chart outlines the Top 25 Counties for teen motor vehicle fatalities.

Data: In the 2011 Occupant Protection *Traffic Safety Facts*, written by the National Highway Traffic Safety Administration (NHTSA), the results from the NHTSA-conducted National Occupant Protection Use Survey were released. The overall 2010 National seat belt use rate was 84%, according to the National Occupant Protection Use Survey. Specifically, in Mississippi the seat belt use rate increased in 2011 to 81.9%, up from 2009 76% and 71% in 2008. In

2012, the Mississippi Seat Belt Usage rate increased to 83.2% according to the Mississippi State University Seat Belt Survey.

On May 27, 2006, Mississippi became the 22<sup>nd</sup> state to implement a primary safety belt law. There continues to be a decline in fatalities and fatal crashes from 2008-2012. The MHP wrote a total of 19,703 seat belt citations, and 4,963 child restraint citations in 2012.

The Public Affairs Officers for the Mississippi Highway Patrol are funded by the state; therefore, there are no grant funded outreach programs. The utilization of the Rollover Simulator and SIDNE in programs does provide grant funded assistance, as does the purchase of requested equipment and conference training sessions.

Goal: The overall goal of this project is to reduce fatal and injury crashes related to impaired driving. The MHP PAO will increase seat belt and child restraints presentations from (329) in 2012 to (362) in 2014. The MHP PAO will also increase number of people reached by the public affairs officers from (72,958) in 2012 to (80,000) in 2014.

Strategy: The MHP PAO program will meet the goals by conducting at least (20) presentations per troop district per quarter, for a total of (180) per quarter. The agency will also participate in all National Blitz campaigns.

Use of Funds: The agency will use funding travel and training.

**Budget: \$9,600.00 Federal Funding Source 402**

Additional funding:   \$2,063,607.00 Federal Funding Source 154 AL-Carry Forward  
                              \$62,853.00 Federal Funding Source 402-Crash  
                              \$409,552.00 Federal Funding Source 402-Carry Forward  
                              \$157,327.00 Federal Funding Source 402  
                              **\$23,840.00 Federal Funding Source**



<b>Youth Program- Impaired Funds</b>	<b>Youth Projects &amp; Budget Category(s)</b>	<b>Federal</b>	<b>Match</b>	<b>Local Benefit</b>
MOHS Teen Traffic Safety Coordination	Personnel: Full time Youth Program Director, Part time Sr. Project Director and Fringe	\$163,737.00	\$0.00	\$0.00
M.A.D.D. 14-ST-581-1	Youth Program: Personnel: Program Manager, 2 Full time Youth Program. Coordinators; Fringe; Travel; Commodities; Contractual Services	\$139,901.00	\$0.00	\$139,901.00
MHP PAO 14-ST-408-2	Travel; Training; Equipment: (11) Laptops; (11) Megaphones and (11) Projector Remotes/Pointers	\$23,840.00	\$0.00	\$0.00
NCADD 14-ST-541-1	Personnel: Portion of (1) Executive Director for over-site of the grant; (1) full time Prevention Coordinator; Fringe; Training/Travel: Equipment: (1) laptop; (2) fatal vision impaired goggles; Commodities and Office supplies.	\$58,753.00	\$0.00	\$0.00
<b>Total Youth-154</b>		\$303,638.00	\$0.00	\$0.00
<b>Youth Program-402</b>	<b>Outreach Projects &amp; Budget Category(s)</b>	<b>Federal</b>	<b>Match</b>	<b>Local Benefit</b>
DREAM 14-DE-521-1	Personnel: Full time Youth Program Director, Part time Sr. Project Director and Fringe	\$464,390.00	\$92,878.00	\$0.00
MHP PAO 14-YA-408-2	Travel and Training	\$8,580.00	\$1,716.00	\$0.00
<b>Total Youth-402</b>		\$464,390.00	\$94,594.00	\$0.00

# **FY2014 TRAFFIC RECORDS**

## **Mississippi Statewide Traffic Records Plan for FY14**

### Problem Identification:

During FY 2012, traffic records section of the MOHS focused on the updating of the Strategic Plan for Traffic Records Systems and the formal application for Federal 405 (c) Traffic Records Funds. The State Traffic Records Coordinating Committee (STRCC) met periodically to refine the strategic plan and set priorities for automation projects for the upcoming three years. The STRCC workgroup meets after the monthly Mississippi Association of Highway Safety Leaders (MAHSL) meeting to address key issues with the current 405(c) projects. Two major improvements for traffic records involves crash and citation core systems. There is also an increase in agencies using the automated uniform crash report system, *ReportBeam*, showing that less than 5 local agencies reported on crashes on paper forms to DPS. The MDOT Safety Analysis Management System (SAMS) uses this crash database to attach the roadway environment data using GIS methodologies. Electronic transfer of citation data continues with most Justice Courts and some of the largest Municipal Courts.

In FY13, MOHS will complete its Traffic Records Assessment, which will be used as a benchmark to update the traffic records strategic plan needed in order to apply for Section 405(c) funds.

### **Programs and Projects:**

There are approximately four (4) Traffic Records projects and programs being implemented in MS during FY14. These consist of the following types of programs and projects: data collection, software updates, programming training.

### Goals and Strategies for FY2014

#### Outcome Measure/Traffic Records:

To decrease the number of day's crash data is available electronically from the crash event by 20% from 2.7 days in 2011 to 2.16 days by end of FY14. To decrease the number of day's availability by an additional 5% for a long term goal of 2.05 days by the end of 2015.

#### Outcome Measure/Traffic Records:

To decrease the number of day's citation data is available electronically from the citation date by 10% from 9.5 days in 2011 to 8.55 days by end of FY14. To decrease the number of days citation data by an additional 5% for a long term goal of 8.12 by the end of 2015.

#### Outcome Measure/Traffic Records:

To increase the percentage of agencies entering crash and citation data electronically by .1% from 99.9% in 2011 to 100% by end of FY14

## **STRCC Recommendations from Traffic Records Assessment for 2014 Strategic Plan**

Incorporates by reference the Mississippi Highway Safety Information System (MHSIS) describes the total automated traffic records system which includes traffic crashes, citations, drivers, vehicles, roadways, EMS and hospital data, vital statistics, coroner reports, crime laboratory data, demographics and travel density. MHSIS is an evolutionary records system which is a complex, volume-intensive, data collection, storage, and retrieval system. The goal is to achieve uniformity and compatibility of traffic records while reducing inefficiency of traffic record applications. The system supports national priority areas defined by the National Highway Traffic Safety Administration (NHTSA).

A strategic plan was developed and has undergone several revisions based on traffic records assessments through the years. The strategic plan is revised annually to keep track of improvements and notate problems that could adversely affect the continuity of safety information systems. This plan is part of a larger process, which includes the State Strategic Highway Safety Plan (SHSP), in an effort to prepare the highway safety community in Mississippi to address changes in the highway safety environment. The plan integrates current highway safety functions and future program plans through state and local highway safety partners such as the Mississippi Association of Highway Safety Leaders (MAHSL).

During the first week of April 2008, a NHTSA traffic records assessment was conducted and pertinent parts are included in the next section. This assessment established a “benchmark” by which the State could strategically plan for and measure its progress in improving the capacity to make highway safety related decisions based on reliable highway safety information. Many of the recommendations in the assessment report were used to produce the updated Traffic Records Strategic Plan. The recommendations from the Strategic Plan can be enacted within the next three to five years. The SHSP contains goals, performance measures and the list of priority projects to be funded with NHTSA Section 405(c) funds.

The Mississippi Office of Highway Safety (MOHS) is undergoing a traffic records assessment which is slated to be completed in August 2013. Information obtained from the results of the 2013 assessment will again be utilized to update the MOHS Traffic Records Strategic Plan. A copy of the recommendations from the Traffic Records Assessment (with updated information) for the 2014 Strategic Plan is attached. (See FY 14 405 Application-MOHS Appendix-Traffic Records-D).

### **Traffic Records Countermeasures**

- **Surveys:** Although conducting an attitudinal survey is not listed as a countermeasure that work, it is an agreed upon activity between NHTSA and GHSA.
- **Evaluation:** Although evaluation does not fit with one of the countermeasures that work category, it is imperative that the MOHS continually evaluate its programs to ensure projects that are funded are having the desired effect on the Statewide Impaired Driving program.

## **FY 2014 Traffic Records Program Area Project Descriptions**

---

**Project Number: 14-MC-408-1**

**Project Title: Department of Public Safety- eCitation equipment (Pilot Program)**

Location: Department of Public Safety MIS Department

Performance Measures: Integration

Problem Identification: Currently, the Department of Public Safety does not have standard equipment to loan out to local law enforcement agencies to begin the start-up process of the eCite program. Local law enforcement have shown a great interest in the e-Citation program, but need additional assistance in getting started with the eCite program and being able to implement the program into the local jurisdictions.

Goal: The goal of the E-Citation equipment program is to increase assistance to local law enforcement by providing start up equipment to be loaned to the agency to assist them in starting the electronic citation program within their local department. The goal is to increase citations written electronically and reported to the State by 20% from (297,449) in 2012 to (356,938) in FY14.

Strategy: By the end of the FY-2014, the eCite equipment program will distributed equipment to local law enforcement agencies, as a pilot program to include card reader scan devices, printers for citation prints, and either laptop computers or tablets for use in the field to write electronic citations.

The equipment will assist in engaging full agency implementation of the eCite program. Test pilot section will also involve the Mississippi Highway Patrol (MHP) Motorcycle Unit to test for use a tablet option to write electronic citations as well as local law enforcement.

**Budget: \$20,000 Federal Funding Source 405 (c )**

---

**Project Number: 14-MC-408-2**

**Project Title: Department of Public Safety-Reportbeam Crash System Maintenance and Upgrade Crash System Upgrade**

Performance Measures: Integration/ Accuracy

Project Description: During FY14, a working sub-committee of the State Traffic Records Coordinating Committee (STRCC), along with the recommendations and results of the 2013 Traffic Records Assessment, will identify Crash records improvements that need to be addressed.

By the end of FY14, the Crash reporting system will be updated and include both new and revised edit routines. The updates will make the program more user- friendly for all users and agencies. The system will provide enhanced query options.

**Budget: \$20,000.00 Federal Funding Source 405 (c)**

**Additional Funding Source: \$5,000.00 Match**

---

**Project Number: 14-MC-410-1**

**Project Title: MOHS Traffic Records Coordination Program**

**Project Description:** The program includes but not limited to providing statewide coordination of traffic records, managing 408 funded projects, accessing and analyzing traffic safety data, generating and reporting traffic safety statistical data reports to state, local and federal agencies as requested and/or required. The Coordinator assists the MOHS staff with analytical data for application planning and development, review process, managing of programs, evaluating programs, monitoring, implementation, identifying high risk locations, research, and studies.

For FY 2014, the traffic records coordinator will expand the uses of crash data and citation data to improve accessibility to statistical reports, charts and analyses. The coordinator and consultant will work hand in hand with each proposed project to ensure that the right data is captured to evaluate problem identification areas and each agencies progress. Traffic records data is used to present facts related to highway safety legislation and strengthen public awareness of traffic safety concerns. Public information and education themes are formulated using graphics and other statistical studies. The concept of integrating innovative and emerging technologies to build a new State crash system has produced a strong foundation for the Safety Analysis Management System shared by MDOT and DPS. Personnel services will include salaries and benefits for one full time TR Coordinator at 100% and one part time consultant at 50%. Travel, supplies and training will also be included in the project for monitoring, workshops, seminars and program management at same percentages.

**Personnel Budget: \$106,389.00 Federal Funding Source 405 (c)**

---

**Project Number: 14-MC-401-1**

**Project Title: MSU/SRCC Public Safety Data Laboratory and WEB Interface**

Location: Mississippi State University for the Mississippi Highway Safety Patrol, Mississippi Office of Highway Safety and Mississippi Public Use.

Problem Identification: Since data is the underpinning element driving decision-making to direct resources to projects and programs with the most need and greatest potential impact, the PSDL was specifically designed to employ CompStat methodology to assist Mississippi in meeting its Highway Safety Performance Plan (HSPP) by examining traffic safety records data systems in a secure manner.

Traffic safety records are critical to effective programming, operational management, and strategic planning, and, as such, the PSDL employs CompStat is a modern service-oriented technological architecture coupled that embraces data warehousing and cloud computing innovations to yield powerful spatial analytic capabilities. CompStat assists agencies in transitioning from more traditional and outdated policing measures to a more dynamic and comprehensive law enforcement model driven by collecting, accessing, and investigating fact-based data. Specifically, by integrating, storing, displaying, and making accessible a variety of data, CompStat programs permit agencies the critical ability to: 1) obtain accurate, complete, and timely information to identify and rank problem areas; 2) conduct trend analyses to project evaluations towards improving quality of services; 3) develop uniform reporting, mapping, and visualization tools for rapid deployment; 4) share relevant information to identify partners and improve local safety intelligence; and 5) create a robust program reporting system to track progress and interface with organizational stakeholders.

The Public Safety Data Laboratory is the repository site for traffic records via the Mississippi State Public Safety Data Laboratory's Website. Traffic records can be queried by the public for various reports. A public user website was needed to disseminate traffic-based data, including accident, fatality/injury, citation and seat belt usage statistics. The Mississippi Highway Patrol continued to desire an enhanced daily activity reporting activity system to account for all trooper enforcement actions, with an additional need to collect citations issued during federally funded enforcement campaigns. There was also a sustained need to provide support for State Traffic Record Committee (STRC) and Mississippi Association of Highway Safety Leaders (MAHSL) meetings, training workshops, traffic records conferences, local law enforcement agencies, and other state and local based organizations.

Publication of traffic records data remains a priority, but the costs can be significantly reduced by housing and displaying data on the Internet via various WEB sites. This traffic records data site can be queried by the public for various reports. Additionally, the WEB access will decrease the amount of time necessary for MOHS traffic records personnel to respond to the many requests for data. This capability will also allow more time for problem identification analyses and data evaluation studies by MOHS traffic records personnel.

The Public Safety Data Laboratory contains computer hardware and customized software written by research associates at MSU. Funds were used for research and evaluation studies to establish statistical tables, charts and other analytical tools produced by the SSRC. The data has GIS attributes allowing mapping and animation. These traffic records data are available on the SSRC site <http://psdl.ssrc.msstate.edu/> and through a link from the DPS site [www.dps.state.ms.us](http://www.dps.state.ms.us) (traffic record statistics link on home page).

Goal: The following are the goals of the PSDL:

1. Ensure the MHP Daily Activity Reporting (DAR) System remains fully operational;
2. Develop a MHP Daily Activity Reporting (DAR) Call Back System;
3. Ensure the MHP Daily Activity Reporting (DAR) System Dashboard remains fully operational;
4. Ensure the MHP CapsLock System remains fully operational;
5. Develop a MOHS Grants Management System;
6. Ensure the MHP Daily Activity Reporting (DAR) System and Daily Activity Reporting (DAR) System Dashboard technological frameworks are shared with other state and local law enforcement agencies;
7. Ensure that the MHP specialized information needs met;
8. Ensure MOHS Mississippi Public Safety Data Laboratory Website public page is fully operational;
9. Develop a MS Traffic Safety Data Book;
10. Maintain Registration for the MOHS LifeSavers Conference; and
11. Offer MS PSDL Website Training Sessions.

Strategy: The following strategies will help the PSDL reach the goals for FY14:

1. The DAR System will operate by providing technical support and developmental enhancements to MHP for the entry of human resource and traffic safety;
2. A DAR Call Back System will be developed for MHP for the entry of human resource and traffic safety data associated with specific overtime grant;

3. The DAR System DashBoard will operate by providing continued support and developmental enhancements for the evaluation;
4. The CapsLock System will operate by maintaining a unified login authorization for the access of human resource and traffic safety data;
5. A MOHS Grants Management System will be developed for the management of grant-based forms as well as track the progress of awarded recipients to ensure federal requirements of monitoring the development, implementation, and completion of traffic safety-based projects are met;
6. The DAR System and DAR System Dashboard technological frameworks will be shared with other state and local law enforcement agencies on how to create as well as collect, evaluate, and analyze human resource and traffic safety data in an effort to streamline efficiency and effectiveness of similar activities;
7. The MHP specialized information needs will be met continued analysis of human resource and traffic safety data;
8. The MS PSDL Website for public users will operate by providing continued technical support and developmental enhancements;
9. Prepare the MS Traffic Safety Data Book will provide relevant traffic safety data for a state and local jurisdiction;
10. Help with coordination of the MOHS LifeSavers Conference; and
  
11. Offer MS PSDL Website Training Sessions to interested professionals since the program is still relatively new and not everyone across the state in traffic safety is necessarily familiar with it.

Use of Funds: The grant funding will provide the following: (10) Personnel \$130,726.60; Fringe; Training; Travel; Contractual Services; and Indirect Cost.

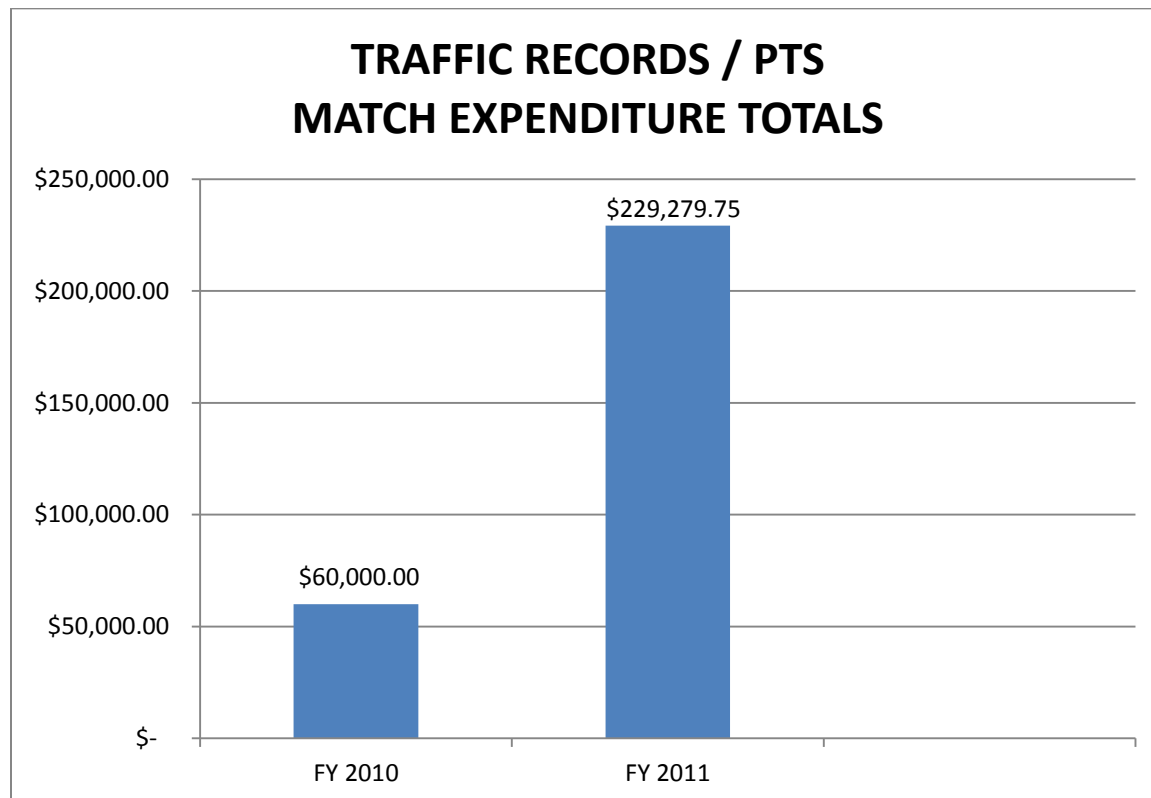
**Budget: \$238,812.00 Federal Funding Source 405(c)**

<b>Traffic Records Fund</b>	<b>Traffic Records Projects</b>	<b>Federal</b>	<b>Match</b>	<b>To Local</b>
DPS-e-Citation Equipment-14-MC-408-1	Purchase of Equipment for Agency for e-Citation program.	\$20,000.00	\$4,000.00	\$0.00
DPS-ReportBeam Update	Update of the Reportbeam system.	\$20,000.00	\$4,000.00	\$0.00
MSU Data Lab 14-K9-401-1	Public Safety Data Lab	\$238,812.00	\$84,346.06	\$0.00
MOHS Traffic Records Coordination Program 14-410-1	Personnel: TR Coordinator and part time consultant, Fringe, Travel, Commodities	\$106,389.00	\$21,277.80	\$0.00
<i>TOTAL 408 Traffic Records</i>		\$385,201.00	\$113,623.86	\$0.00



<b>MOHS 2010 / 2011 TR &amp; PTS Maintenance of Effort</b>				
<b>Project</b>	<b>Program</b>	<b>Match Amounts</b>		
		<b>2010</b>	<b>2011</b>	
MSU (SSRC)	TR PSDL	\$ 60,000.00		
DPS (Ecite Program)	408 TR		\$ 146,514.75	
MSU (SSRC)	408 TR PSDL		\$ 75,265.00	
OHS (Crash Database upgrade)	408 TR		\$ 7,500.00	
<b>TOTALS</b>		<b>\$ 60,000.00</b>	<b>\$ 229,279.75</b>	<b>\$ 289,279.75</b>
<b>AVG FY10/FY11</b>				<b>\$ 144,639.88</b>

		FY 2010	FY 2011	
<b>TOTALS</b>		<b>\$ 60,000.00</b>	<b>\$ 229,279.75</b>	



## **FY14 Public Information and Education**

### **Mississippi Statewide Public Information and Education Plan**

#### **Problem Identification:**

In addition to traffic enforcement, another effective approach to combating driving under the influence is to provide public information and education to people about the consequences driving behaviors. Both NHTSA and MOHS recognize the importance of public information and education, as a means of preventing erratic driving behaviors, such as driving under the influence for vehicles and motorcycles, lack of seat belt use and distracted driving. In 2011 the following fatalities for minorities was reported: (87) African Americans, (11) Hispanics and (2) Native Americans.

The need exist to continue to carry these traffic safety messages beyond the extent of how it has been shared in past years for the MOHS. Program participation included events at faith-based and civic organizations, during school presentations, safety fairs, and conferences. Program participants will converse with individuals at community events, schools and public presentations, who visited tables which contained relevant materials designed to keep participants mindful about the consequences of impaired driving, not wearing seat belts and distracted driving far longer than after talks or presentations were delivered.

Granting funds to organizations and agencies for public information and education efforts encourages more strategized and effective approaches to combat traffic safety. It is hoped that as a result of exposing more people to the consequences of the deadly combination of alcohol consumption and driving, non-use of seat belts and other driver distractions exposed participants will become more responsible and traffic related fatalities will continue to be reduced within the State.

For FY14, the MOHS will create the Mississippi Public Information and Education Collaborative, which will act on behalf of the Mississippi Office of Highway Safety, MS Department of Public Safety, Division of Public Safety Planning as the umbrella organization to provide a comprehensive coordinated PI & E approach to reduce the number of motor vehicle crashes, injuries and fatalities among vehicle or motorcycle operators by providing an innovative technical assistance program designed with an overall goal of strengthening the implementation processes of grantees funded to provide public information and education.

#### **Programs and Projects:**

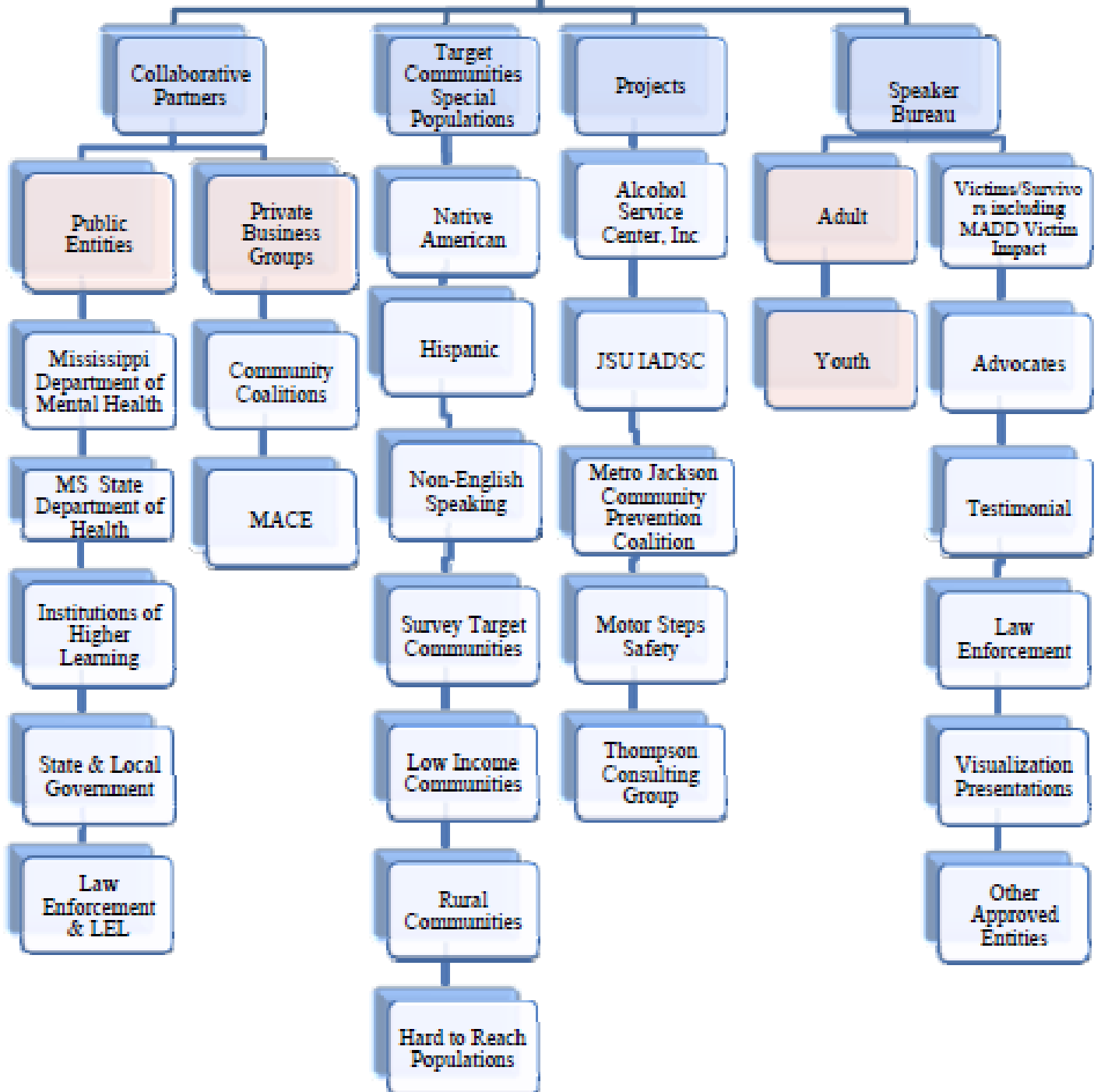
There are approximately nine (9) police traffic service enforcement projects and programs being implemented in MS during FY14. These consist of the following types of programs and projects: enforcement, public information/outreach, education and training.

The MOHS, along with all funded agencies, will implement activities in support of national highway safety goals to reduce motor vehicle related fatalities according to their specific funding source. Programs that will be used to increase seatbelt use include; paid media, enforcement of

primary seat belt laws and participation in State and national mobilizations. All awarded contracts are required to complete the HVE Compliance form of the contract which defines the mobilizations and sustained enforcement activities.

The following chart shows, the efforts of the FY14 Mississippi Public Information and Education Collaborative effort for the State.

# Public Education & Information Collaborative



## **FY14 Public Information and Education Project Descriptions:**

### **FY 14 - Public Information and Education- Impaired Program Area Project Descriptions**

---

**Project Number: 14-ST-526-1**

**Project Title: Alcohol Service Center**

Location: Alcohol Service Center will target the proposed project to focus on the target areas of Hinds, Rankin and Copiah counties. The combined square miles for the location of the projects is 24,247 and the population that will be served will be 423,257.

Hinds, Rankin and Copiah counties were among the top ten counties with the highest fatality rates of auto accidents. One third of high school students have reported at least once in the last month, they have ridden with a driver who had been drinking. To address the apparent need for outreach Alcohol Services Center has chosen to target these three communities.

Problem Identification: Hinds, Rankin and Copiah counties were among the top ten counties with the highest fatality rates of auto accidents. One third of high school students have reported at least once in the last month, they have ridden with a driver who had been drinking. To address the apparent need for outreach Alcohol Services Center has chosen to target these three communities.

Data: There were 24 alcohol-impaired driving fatalities in Mississippi in 2009 alone, and 4.1 percent of these accidents involved drivers under the age of 21. There were 146 fatal crashes among drivers ages 16-20 in 2012. A report from the Underage Drinking Enforcement Center found that risky behaviors associated with youth drinking resulted in \$551.9 million in 2007.

A study found that the average age a youth started drinking in Mississippi was in the 6th grade around 12 years old compared to the national average at 13 years. Underage drinking is a major economic problem in Mississippi costing the state millions of dollars.

Goal: The Alcohol Services Center will implement the Impaired driving program in Hinds, Rankin and Copiah counties. Based on the Mississippi 2010 data, these three counties are among the top ten counties with the highest fatality rates of auto accidents. ASC will:

- ✓ Raise awareness in communities on Impaired driving;
- ✓ Educate communities on risks, dangers and consequences of Impaired Driving;
- ✓ Promote positive social norms in targeted communities;
- ✓ To increase social norms that make Impaired Driving unacceptable in Copiah, Hinds and Rankin County through Media campaigns, youth program and school/community educational program;
- ✓ To increase public awareness on the dangers, risk factors and consequences of Impaired Driving in Copiah, Hinds, and Rankin Counties through presentations;
- ✓ To conduct Safe Driving events in schools and communities utilizing fatal vision equipment and Driving simulator through collaboration with the local Sheriff

Departments & Law Enforcement Liaisons; and Collaborate with the Mississippi Traffic Safety Outreach Coalition to advance the Mississippi Traffic Safety strategies.

Strategy: The Alcohol Service Center will meet the goals by performing the following strategies:

- ✓ Conduct 20 school presentations during FY 14 in Hinds, Copiah, and Rankin counties.
- ✓ Conduct 4 Community based Impaired Driving Campaigns.
- ✓ Participate in 8 Safety/Health Fairs during FY 14.
- ✓ Conduct 3 educational/information sessions for Parent, Teacher, and Student Associations (PTA & PTSA) in the communities.
- ✓ Set-up 4 Information/Educational booths during NHTSA FY 14 media campaigns to educate and inform target population on risk, dangers, and consequences of Impaired Driving.

Use of Funds: The agency will use awarded funds for (1)One Program Director; (1) Impaired Driving Outreach Educator; (1) Driving Data Coordinator; fringe; travel; contractual services; commodities to conduct any and all grant activities for the program.

**Budget: \$86,738.00.00 Federal Funding Source 154**

---

**Project Number: 14-MD-XXX-1**

**Project Title: JSU-Interdisciplinary Alcohol and Drug Studies Center**

Location: The project will be located on the campus of Jackson State University one of the largest HBCU's in the State of Mississippi. The project will target males and females between the ages of 17-25 who attend Jackson State University and reside in the surrounding communities throughout the West Jackson area. Jackson State University is centrally located in the center of the City of Jackson, Mississippi which has a population of over 200,000. Both are located in Hinds County.

Jackson State University has a population of over 8,900 undergraduate and graduate students. Approximately 98% drive automobiles onto the campus, the focus will be on the entire student population. This target group is known for high levels of alcohol use which contributes to impaired driving and auto accidents.

Problem Identification: In 2011, the rate of alcohol-impaired driving fatalities per 100,000 population was 3.2, representing a 65% decrease since 1982, when record keeping began, and 49% since the inception of The Century Council in 1991. What this translates into is, for every 100,000 people in the US in 2011; slightly more than three people were killed in a drunken driving fatal crash, a rate that has been cut almost in half over the past two decades - down from a rate of 6.3 in 1991 involving a driver with an illegal BAC (.08 or greater). Among the people killed in these drunken driving crashes, 66% were drivers (6,507), 27% were motor vehicle occupants (2,661) and 7% were non-occupants (710), with an average of one person dying in an impaired driving fatality every 53 minutes.

Young drivers, both sober and drunk, are involved in an excessive share of accidents. These drivers are inexperienced and exhibit higher levels of reckless driving. Mixing youth and alcohol makes for a disastrous combination. Alcohol impairs reaction time, lowers inhibitions, and drastically affects motor skills. Alcohol also significantly impairs judgment and decision-making. Surveys show that

10.5% of students either rarely or never wear their seat belts. When alcohol is a factor, this number skyrockets.

The only age group in the United States whose death rate has climbed rather than fallen in the last decade is Americans age 15 to 24. The number one cause for deaths in this age range is alcohol-related traffic collisions. In fact, 28% of deaths of young drivers involved alcohol. In 2009, the 21- to 24-year-old age group had the highest percentage of drivers in fatal crashes with BAC levels of .08 or higher – 35 percent. Most college age students fall within this age range.

The most widespread health problem on college and university campuses in the United States is high-risk alcohol use, driving under the influence and not wearing safety belts. Colleges and universities are in a unique position when it comes to dealing with these issues.

College students are more likely than other young adults to practice unsafe driving. National studies have shown that approximately 25 percent of college students report that they have driven while intoxicated in the past month, and an even greater percentage report having driven after having any amount of alcohol and or ridden with a driver believed to be intoxicated. Studies show that nearly 73% of the students drink at least occasionally, according to the Core Institute, the United States' largest national statistics database on alcohol and drug use by college students. And according to the federal Centers for Disease Control figures for 2010, one in four young adults, ages 18-34 drink four or more alcoholic beverages in the span of a few hours.

Research continues to prove that the problem with alcohol consumption by college students and unhealthy behaviors continue to rise among young adults. The following statistics show the urgency of programs to help reduce these problems associated with alcohol use.

Jackson State University is centrally located in the City of Jackson Mississippi and easy accessible to so many party outlets. Jackson State is a target to be at risk for student alcohol use as well as impaired driving. Located on each corner of the institution within a one mile radius is a liquor store or an establishment that sells alcohol. The accessibility to alcohol increases the likely hood that students will drink and possible operate a vehicle. The risky behaviors among college students are prevalent on most campus. College is time where many come to experiment and have fun. A lot of time this funs is associated with alcohol use and most often leads to an individual operating a vehicle while under the influence.

Data: In 2011 Mississippi had 630 fatalities of that number 163 were alcohol related deaths. The impaired driver is the primary factor in fatal traffic crashes every year in Mississippi. Jackson State University and other Universities across the state are known to have high levels of alcohol use among its students. In a recent survey conducted by IADSC, in 2010 showed that at least 20% of the students who completed the survey admitted to operating a vehicle while impaired.

The data presented was derived from the campus crime report log. This log is used to report incident of cases related to the student population. The table below shows the number of students who actually received DUI citations and those who were considered under the influence.

Area	2010	2011	2012
DUI	4	6	8
Impaired Driving	9	13	11

However, over 2000 freshmen students enter Jackson State University each year. According to local Mississippi data these individuals fall within the category of individuals who at risk for driving under the influence. Within the last three years Jackson State has lost over five students to tragic deaths associated with drinking and driving.

The need to create and implement impaired driving programs is essential. Ongoing programs like the one the IADSC Center is proposing to implement will help to increase awareness on impaired driving as well as help to increase collection of pertinent data on the college population that is necessary to address this issue. The outcome is to decrease crashes and fatalities associated with impaired driving throughout our State.

Goal: The main goal of the IADSC is to raise awareness about impaired driving and its dangers among the college population through a campus wide media campaign.

Strategy: The IADSC program will implement ongoing impaired driving awareness programs throughout the project; launch a social media campaign on impaired driving; form a campus task force made up of students, campus police, health center workers and student life officials to address issues involving impaired driving and its dangers; conduct “Drive to Stay Alive Workshops” in various classes, community organizations and schools. This presentation will involve the use of impaired goggles and simulation devices which will be provided by the local sheriff’s department and conduct a campus wide media campaign.

The IADSC will measure the strategies and if the agency has met their goal by email blast will be sent to all students on campus which is over 8900; staff will conduct four campus wide activities per quarter especially during national recognized months.

The IADSC will conduct a one page evaluation with students; the staff will host two “Drive to Stay Alive” workshops per quarter on campus. Workshop will be conducted by student peer educators. Following each event staff will conduct a one page evaluation. Staff will have sign in sheets at each event which will be utilized to record demographics.

All data collected will be disseminated through news print promotional items and fliers. Measurement: Documentation will be kept on all information and materials distributed.

The agency will educate and provide students with interactive means of learning about impaired driving and collaborate at least three other universities to host “what’s Your ID?”; conduct classroom presentations on impaired driving; host a Campus Wide What’s Your ID? Program on campus; to conduct check points on campus during football season, graduation, and Spring Break; participate in national and state wide events such as “Click It or Ticket It”, National Alcohol Awareness Day, Drive Sober or Get Pulled Over, etc.; and train peer educators on the risk associated with impaired driving.

The agency staff will host two “What Your ID? Days in collaboration with other colleges and universities throughout target area once each semester. This will be done through campus check points in collaboration with campus police and measure the result by the collection of data on the number of cars stopped and the number of students who received ID cards.

The agency staff will host two campus wide activities during the Fall/Spring semester for the JSU campus and other colleges in the area. It will entail speakers, exhibitors, and games for the students.



The agency will measure the results by collecting data on number of students attending and number of promotional items and flyers distributed.

Agency staff will conduct no less than (6) presentations on campus per quarter, to include class room and dorm Presentations. The agency will measure the results by the sign sheets that will be used to record number of students attending and demographics, on page surveys will be used to measure awareness and student risk.

The IADSC will also train ten students be impaired driving educators. The students will assist staff in conducting workshops and distributing information across campus. The results will be measured by a log that will be kept on the number of students trained as well as the number of activities that are conducted by the peer educators.

Use of Funds: The agency will use grant funds for the following: a portion of (1) Project Director; (1) full time Prevention Specialist; portion of (1) Administrative Asst.; fringe; travel; training; contractual service; commodities; equipment: (1) laptop & LCD projector; and indirect cost.

**Budget: \$79,591.00 Federal Funding Source-405(d)**

---

**Project Number: 14-ST-400-2**

**Project Title: Metro Jackson Community Prevention Coalition**

Location: The Metro Jackson Community Prevention Coalition is located, in part with Jackson State University. Metro Jackson Community Prevention Coalition, will to continue serving the Mississippi Delta Region during FY 14.

The Mississippi Delta is the distinctive northwest section of the State of Mississippi that lies between the Mississippi and Yazoo Rivers. The Delta Region includes the following counties: Bolivar, Carroll, Coahoma, Desoto, Holmes, Humphreys, Issaquena, Leflore, Panola, Quitman, Sharkey, Sunflower, Tallahatchie, Tate, Tunica, Warren, Washington and Yazoo counties. Major towns include Batesville, Belzoni, Clarksdale, Cleveland, Greenville, Greenwood, Indianola, Marks, Rosedale, Tunica, Vicksburg, and Yazoo City.

The population that will be served will cover 10,974 square miles and cover a combined population of 414,534.

Problem Identification: According to the MS Gaming Commission – there are approximately 15 casinos in the MS Delta. Because they serve alcohol, this is a contributing factor for impaired driving and thus has resulted in a high number of the traffic fatalities and injuries. The Mississippi Delta Region is also faced with several disadvantages, such as education, extreme rates of poverty, high unemployment and the lack health and social services.

Data: The MS Delta Region accounts for nearly 20% of all the fatal crash and a little over 50% of the alcohol fatality crash totals from 2010-2012 in the State of Mississippi.

Goal: MJPCPC's MS Delta Region Impaired Driving Prevention Initiative primary goal is to provide public information and education that will contribute to a reduction in traffic injuries and

fatalities involving vehicle or motorcycle operators with a blood alcohol concentration (BAC) of .08 g/dL or greater (adults); .04 or greater (commercial vehicle operators); and .02 or greater (drivers under the age of 21) in the Mississippi Delta Region by 15% from the 2012 alcohol fatal crashes of (66) to (56) by the end of the FY 14 grant year.

Strategy: The MJCPC will accomplish the goal by conducting fifty (50), 45 minute – 1 hour sessions on impaired driving prevention utilizing best-practices at various high schools/colleges in the MS Delta Region with an average of 20 youth per session, during the FY14 academic year;

Conducting two (2) “*You be the Judge*” Class Action Summer Day Camp with at least 15 high school level students per camp within the MS Delta Region between June – August 2014. Class Action is an evidence-based curriculum. The curriculum consists of 8-10 group sessions;

Conducting quarterly (via phone conferences, web-based, or face-to-face) leadership development sessions with a minimum of 20 select youth, 15-20 years of age who are identified as Peer Educators to enhance their capacity to provide impaired driving prevention education to their peers/community;

Hosting two (2) Impaired Driving Prevention Rallies;

Setup eight (8) information/education booths during health fairs, community festivals, cultural events;

Sponsoring two (2) Cup Coaster Initiatives;

Create and disseminate 5,000 push cards that coincide with the National Highway Traffic Safety Administration (NHTSA) blitz date and themes on impaired driving prevention;

Create and disseminate 2,000 push cards on the consequences of impaired driving to coincide with high school events such as proms, homecoming, sporting events, graduation, etc.;

Disseminate 3,000 “*Drinking and Driving w/Alcohol Level*” sliders during school and community presentations and community events;

Disseminate promotional items during classroom/school presentation, community presentations, community events, etc.; and

Collect *Drive Sober Pledges* (1,000 from youth and 250 from adults).

Use of Funds: The MJCPC will utilize funds for the following: portion of (1) One Project Director; full time (1) Program Coordinator; (1) Prevention Specialist; (1) Office Manager Fringe; Travel; Training; Contractual Services; Commodities; Equipment: (2) laptop and carrying cases; and indirect cost.

**Budget: \$ 220,122.00 Federal Funding Source 154 AL Funds Carry Forward**

---

**Project Number: 14-MD-410-1**

**Project Title: Mississippi Office of Highway Safety/Safety Training and Recognition Symposium (MS/STARS)**

Project Description: The Mississippi Office of Highway Safety/Safety Training and Recognition Symposium (MS/STARS) for FY14 will be implemented during September, 2014.

Goal:

The goal of the MS/Stars program is to address a wide range of safety topics from impaired driving, traffic records, occupant protection to an emphasis on youth. It will offer the latest information on advances in highway safety, highlights from successful programs and address emerging safety issues. The conference will offer a variety of workshops on priority topics in highway safety. This project will bring together non-profit organizations, educational leaders, community leaders, leaders of the Native American Tribal communities, law enforcement, and other groups not yet identified together.

The MS/STARS program will also hold the 100 Club Recognition events. Since 1983, Mississippi law enforcement officers have been recognized by the MOHS for their extended efforts in removing impaired drivers from streets and roadways throughout the state. Officers who have written at least 100 DUI citations are inducted into the DUI 100 Club for the year in which they are honored.

The MS/Stars program will also include the Buckle for Life Recognition event for officers with outstanding work in issuing safety belt violations to unrestrained drivers, front seat passengers as dictated by Mississippi's primary safety belt law, and to drivers operating vehicles in which children less than 8 years of age are unrestrained.

The implementation of the three (3) day conference will assist in bringing the highway safety message to the State of Mississippi.

**Budget: \$60,000.00 Federal Funding Source 405(d)**

**Additional Funding: \$40,000.00 Federal Funding Source 402**

---

**Project Number: 14-MD-XXX-X**

**Project Title: Mississippi Highway Safety Resource Center**

Location and Demographics: The Mississippi Highway Safety Resource Center is the statewide effort designed to provide materials and promotional items to MOHS sub grantees.

Mississippi is located in the southeastern region of the United States, with 46,907 square miles in land area, and 63.3 persons per square mile. Mississippi has 82 counties, which can be divided into the following regions: Gulf Coast, Piney Woods, Southwestern, Central, Delta, Northern Hills, and Northeastern.

The median household income is \$38,718 per year. Approximately 21.6% of Mississippians fall below the poverty level income, compared to 14.3% nationally. Mississippi's demographics are based on the 2012 projected census number of 2,984,926. 25% of Mississippi's 2,984,926 populations are

under the age of 18. The largest Mississippi racial ethnic groups are white (58%), followed by Black (36.9%), and Hispanic (2.7%). There are gender and racial-ethnic variations in Mississippians' risks of vehicular fatalities. An analysis of FARS data from 1996 through 2011 reveals the following potential indicators for youth traffic issues:

- Male Mississippians are roughly about twice as likely to die in an auto crash than are female residents who are involved in such crashes
- Vehicle fatalities are more common among Caucasians than African Americans. Some of this is attributable to whites composing the majority of the population, there are many years for which white-black auto fatality differences eclipse this population differential.
- 

Traffic fatalities among young Mississippians reveal that traffic injuries are common among young women aged 16-20 than among their male counterparts

Problem Identification: The Mississippi Office of Highway Safety seeks to find a more coordinated, cost effective means to provide highway safety materials and resources to its funded programs. Many programs participate in health fairs, community events, special campaign and other events where promotional material is distributed. The MHSRC will serve as the central clearinghouse for this information.

Data: Data indicating the number of highway safety materials and promotional items is currently unavailable. The MHSRC will establish a system for collecting data on numbers of items distributed through the resource center to sub-grantees. Data will reflect the number of items distributed, kinds of items requested, use of the items, event type and other information.

Goal: To establish a centralized resource center within three months that distributes highway safety resources and materials to programs funded by the Mississippi Office of Highway Safety.

Grant Activities/Strategies: The Mississippi Highway Safety Resource Center (MHSRC) is designed to serve MOHS sub grantees by distributing a wide range of highway safety materials, resources and promotional items as these programs work in their communities to reduce motor vehicle injuries, crashes and fatalities. The MHSRC is an efficient and cost effective way to distribute these materials.

Use of Funds: The agency will use funds for (1) Full Time Resource Center Manager, portions of time for personnel and administrative staff; Contractual Services; Supplies and (1) Computer.

**Budget: \$112,594.00 Federal Funding Source 405(d)**

---

**Project Number: 14-ST-526-1**

**Project Title: MS Motosteps**

Location: The Mississippi Motosteps will work Statewide, but will focus on Hinds, Madison, Forrest, and Rankin counties to include Lowndes, Warren, Harrison, Hancock, and Oktibbeha

counties. The population of the target area is 173,707 and covers 877 county and 104.90 city miles.

Data: The number of fatalities with impaired motorcyclists for 2007-2011 was (40). During 2011, there was a total of (58) motorcycle fatalities, with (6) female and (52) males. The average age of the motorcyclist in a fatal crash is 20-29 and 30-39, but there continues to be an increase in the older rider in the 50-59 and 59 years or older population.

During 2012, there was a total of (39) fatalities, with (1) female and (38) males. With the number of impaired riders and fatalities, this indicates there continues to be a problem in the motorcycle community with drinking and riding.

Goal: To attribute to reducing motorcycle fatalities and injuries as a result of impaired riding by raising awareness.

Strategies: The MS Motosteps will attend, setup information booths and dissemination impaired driving related, material at approximately (25) conferences, seminars, rallies and other events.

Incorporate impaired driving emphasis during 8 Basic Rider Course and 10 skill development classes.

Conduct at least (12) mini seminars (approximately 46 participation) using our Motorists Helping Motorists curriculum to provide individuals with the tools to help prevent impaired motorists from operating a motor vehicle.

Attend the Blessing of the Bikes and Riders and Great Southern Motorcycle Expo.

Use of Funds: The program will utilize funds for (2) full time staff; travel; training; contractual services; and commodities.

**Budget: \$30,000.00 Federal Funding Source 154 AL**

---

**Project Number: 14-MD-400-2**

**Project Title: Public Information and Education Collaborative-Coordination**

The MOHS will create the Public Information and Education Collaborative, which will act on behalf of the Mississippi Office of Highway Safety, MS Department of Public Safety, Division of Public Safety Planning as the umbrella organization to provide a comprehensive coordinated PI & E approach to reduce the number of motor vehicle crashes, injuries and fatalities among vehicle or motorcycle operators by providing an innovative technical assistance program designed with an overall goal of strengthening the implementation processes of grantees funded to provide public information and education.

Specifically, the Public Information and Education Collaborative will coordinate with the Mississippi Office of Highway Safety, MS Department of Public Safety, Division of Public Safety Planning to create the expertise, information, and tools needed to improve the capacity of

grantee organizations to be successful in the delivery of highway safety public information and education. This endeavor will be known as the Public Information & Education (PI&E) Collaborative.

The MOHS will have (1) single lead agency serving as the capacity ensuring consistency and standardization of the Public Information and Education Program.

Location: The State of Mississippi is the target service area. *Mississippi* is located in the Southern United States. Jackson is the state capital and largest city. There are 82 counties in the state. The name of the state derives from the Mississippi River, which flows along its western boundary, whose name comes from the Ojibwe word *misi-ziibi* ("Great River"). It was December 10, 1817 when Mississippi was admitted and declared as the 20<sup>th</sup> State of America. Mississippi is the 32<sup>nd</sup> most extensive and the 31<sup>st</sup> most populous of the 50 United States. The state is heavily forested outside of the Mississippi Delta area, which was cleared for cotton cultivation in the 19<sup>th</sup> century. Today, its catfish aquaculture farms produce the majority of farm-raised catfish consumed in the United States. Mississippi has the lowest median household income, making it the poorest state in the nation.

Demographics: According to the United States Census Bureau, Mississippi has a population of 2,984,926 (2012 estimates). Sixty (60% of the population is White, 37.3 % Black, and 2.9% Hispanic or Latino Origin. Females make up 51.4% of the population, and persons 18 years of age and older make up 74.9% of the population.

Problem Identification: Mississippi ranks among the worst states in the country for alcohol-related behaviors, driving under the influence, and deaths of underage drinkers. Data collected by the State Epidemiological Outcomes Workgroup indicates that the state's adults and youth engage in risk-taking behaviors leading to arrests and deaths.

Data: According to the 2010-2012 Crash Data for the State of Mississippi: there were 70,827 total crashes in 2010, 68,437 in 2011, and 18,150 in 2012; there were 18,505 injury crashes in 2010, 18,352 in 2011, and 18,150 in 2012; and 517 fatal crashes in 2010, 565 in 2011, and 463 in 2012. The good news is that there has been a consistent decline in the number of total crashes and injuries crashes. However, after an increase in fatal crashes in 2011 there was a significant decrease in 2012. Unfortunately, there been an increase in alcohol related crashes from 2011 (2,573) to 2012 (2,668). (See attached chart)

Among adults in Mississippi, it was discovered that males are twice as likely to be heavy drinkers as females with males reporting 4.9 percent and females reporting 2.3 percent on the Behavioral Risk Factor Surveillance System.

Goal: To provide a comprehensive coordinated approach to reduce the number of motor vehicle crashes, injuries and fatalities among vehicle or motorcycle operators by providing an innovative technical assistance program designed with an overall goal of strengthening the implementation processes of grantees funded to provide public information and education.

Strategies: Public Information and Education Collaborative will serve as the lead in the collaborative. Having a single lead agency serving in this capacity ensures consistency and standardization in service delivery.

Public Information and Education Collaborative in coordination with MOHS, will provide necessary education and/or training, coordinate the implementation of new processes and procedures, manage relationships and communications across each of the funded sites, and monitor the solutions.

Based upon prioritized technical assistance needs, Public Information and Education Collaborative will support the sharing of data and information for best practice by scheduling bi-monthly face-to-face meetings, more if necessary, of grantees to assist in implementation planning, troubleshooting, process evaluation, and progress reporting. The meetings will also serve as a platform to address specific programmatic challenges, pitfalls, and obstacles as well as an opportunity to engage in information exchanges, formulate strategies for success, identify suitable evidence-based practices for implementation, and share lessons learned.

Public Information and Education Collaborative with input from MOHS, grantees, and other stakeholders will provide proactive (not solicited) and responsive (solicited) technical assistance services, tailored to the unique needs of the grantees to ensure comprehensive support services that will result in standardization of highway safety practices and compliance with *Moving Ahead for Progress in the 21<sup>st</sup> Century Act (MAP-21)*. To ensure delivery of quality technical assistance services, a variety of mechanisms will be utilized: *skills building, information transfer, technology transfer, technical consultation and technical services*.

- Skills building will be delivered via face to face (if necessary) to address common issues related but not limited to implementation of program goals and objectives. Activities associated with this event will be driven by input from MOHS, grantees, and other stakeholders; best practices and desired outcomes.
- Information transfer will include the dissemination of information brochures/pamphlets, fact sheets, a multimedia website, and a list serve for quick transfer of information to communicate/share information and link activities of multi-site grantees.
- Technology transfer will be delivered electronically in conjunction with other delivery mechanisms via factsheets, list serve topics and curriculum dissemination.
- Technical consultation will be delivered off-site via phone or fax in conjunction with
- Technical services which will be the most important component of the collaborative will be delivered on-site as requested from grantees. Both technical consultation and technical services will include using data for decision-making, priority-setting, and evaluation of the process.

Use of Funds: The agency will use funds for the following: (1) Full Time P I & E Director; Portion of (1) Program Advisor; Portion of (1) Administrative Assistant; Travel; Training; Contractual Services; Commodities; and In Direct Costs.

**Budget: \$172,500.00 Federal Funding Source 405(d)**

---

**Project Number: 14-ST-410-6**  
**Project Title: Traffic Safety Material Distribution**

**Project Description:** Centralized purchase of materials for the Mississippi Highway Safety Resource Center which will assist state, local and community partners of the MOHS by supporting all mobilization campaigns, Click It or Ticket National mobilization, various Child Passenger Safety (CPS) programs, Drive Sober or Get Pulled Over and other MOHS initiatives requiring promotional items.

**Budget: \$250,000.00 Federal Funding Source 154 AL**  
**Additional Funding Source: \$50,000.00 Map-21(b)**

---

**Project Number: 14-MB-410-6**  
**Project Title: Traffic Safety Material Distribution**

**Project Description:** Create a central purchasing, storing, and distributing organization for traffic safety and injury prevention material in Mississippi. This will include material planning, development, acquisition, distributing, tracking and budgeting. Centralized purchasing will assist state, local and community partners of the MOHS by supporting all mobilization campaigns, Click It or Ticket National mobilization, various Child Passenger Safety (CPS) programs, Drive Sober or Get Pulled Over and other MOHS initiatives requiring promotional items.

**Budget: \$50,000.00 Federal Funding Source Map-21(b)**  
**Additional Funding Source: \$250,000.00 154 AL**

---

**Project Number: 14-DE-410-1**  
**Project Title: Mississippi Office of Highway Safety/Safety Training and Recognition Symposium (MS/STARS)**

Project Description: The Mississippi Office of Highway Safety/Safety Training and Recognition Symposium (MS/STARS) for FY14 will be implemented during September, 2014.

Goal:

The goal of the MS/Stars program is to address a wide range of safety topics from impaired driving, traffic records, occupant protection to an emphasis on youth. It will offer the latest information on advances in highway safety, highlights from successful programs and address emerging safety issues. The conference will offer a variety of workshops on priority topics in highway safety. This project will bring together non-profit organizations, educational leaders, community leaders, leaders of the Native American Tribal communities, law enforcement, and other groups not yet identified together.

The MS/STARS program will also hold the 100 Club Recognition events. Since 1983, Mississippi law enforcement officers have been recognized by the MOHS for their extended efforts in removing impaired drivers from streets and roadways throughout the state. Officers who have written at least 100 DUI citations are inducted into the DUI 100 Club for the year in which they are honored.



The MS/Stars program will also include the Buckle for Life Recognition event for officers with outstanding work in issuing safety belt violations to unrestrained drivers, front seat passengers as dictated by Mississippi's primary safety belt law, and to drivers operating vehicles in which children less than 8 years of age are unrestrained.

The implementation of the three (3) day conference will assist in bringing the highway safety message to the State of Mississippi.

**Budget: \$40,000.00 Federal Funding Source 402 DE**

Additional Funding Source: \$60,000.00 Federal Funding Source: 405(d)

---

<b>Public Information and Education Funds --Impaired</b>	<b>PI &amp; E Projects &amp; Budget Category(s)</b>	<b>Federal</b>	<b>Match</b>	<b>Local Benefit</b>
Alcohol Service Center 14-ST-526-1	Personnel: (1) Full Time Project Director; (1) Outreach Educator; (1) Data Coordinator; Fringe; Travel; Contractual Services; Commodities	\$86,738.00	\$0.00	\$0.00
Jackson State University- Interdisciplinary Alcohol and Drug (HBCU) 14-MD-XXX-1	Personnel: Portion of (1) Project Director; (1) Full Time Prevention Specialist, Portion of (1) Administrative Assistant; Fringe; Travel; Training; Equipment-(1) LED Projector and (1) Laptop Computer; Commodities; Contractual Services	\$79,591.00	\$15,918.00	\$0.00
Metro Jackson Community Development Coalition 14- ST-400-2	Personnel: (1) One Project Director; full time (1) Program Coordinator; (1) Prevention Specialist; (1) Office Manager Fringe; Travel; Training; Contractual Services; Commodities; Equipment: (2) laptop and carrying cases; and indirect cost.	\$220,122.00	\$0.00	\$0.00
Mississippi Office of Hwy Safety Training and Recognition Symposium 14-MD-410-1	MS Highway Safety Conference	\$60,000.00	\$12,000.00	\$0.00
Mississippi Highway Safety Resource Center 14-MD-XXX-1	Mississippi Highway Safety Resource Center: Coordination	\$112,594.00	\$22,518.80	\$0.00
MS MoToSteps 14-ST-755-1	Personnel: Salary; Travel, Commodities; Contractual Services; Office Supplies; Equipment-Lap Top Computer & LED Monitor;	\$30,000.00	\$0.00	\$0.00
Public Information and Education Collaborative 14-MD-XXX-1	(1) Full Time P I & E Director; Portion of (1) Program Advisor; Portion of (1) Administrative Assistant; Travel; Training; Contractual Services; Commodities; and In Direct Costs.	\$172,500.00	\$34,500.00	\$0.00
Traffic Safety Material Distribution 14-ST-410-6	Purchase of Materials for the Mississippi Highway Safety Resource Center	\$250,000.00	\$0.00	\$0.00
<b>TOTAL PI &amp; E- Impaired</b>		\$924,807.00	\$84,936.80	\$0.00

<b>Public Information and Education Funds Map-21(b)</b>	<b>PI &amp; E Projects &amp; Budget Category(s)</b>	<b>Federal</b>	<b>Match</b>	<b>402 to Local</b>
Traffic Safety Material Distribution 14-MB-410-6	Purchase of Materials for the Mississippi Highway Safety Resource Center	\$50,000.00	\$10,000.00	\$0.00
<b>TOTAL PI &amp; E-MAP-21(b)</b>		\$50,000.00	\$10,000.00	\$0.00
<b>Public Information and Education Funds-402 Funds</b>	<b>PI &amp; E Projects &amp; Budget Category(s)</b>	<b>Federal</b>	<b>Match</b>	<b>402 to Local</b>
Mississippi Office of Hwy Safety Safety Training and Recognition Symposium 14-DE-410-1	MS Highway Safety Conference	\$40,000.00	\$8,000.00	\$0.00
<b>TOTAL PI &amp; E 402</b>		\$40,000.00	\$8,000.00	\$0.00

### 3. SECTION 405 APPLICATION INFORMATION

The MOHS will be applying for Section 405 funding in occupant protection, impaired driving and traffic records. Please see attached FY14 Section 405 application, as Appendix D to the HSP.

### 4. PERFORMANCE REPORT

#### NHTSA/GHSA Core Outcome and Behavior Measures

\*Goals/Measures were based on calendar year, not fiscal year, due to the format of the FY12 Highway Safety Plan.

*>>FY 2012 GOAL: To reduce traffic fatalities to 595 and serious injuries to 5,712 or below by 2012.*

#### *>>C-1 Core Outcome Measure - Fatality Rate*

To decrease traffic fatalities by 15% from the 2009 base calendar year of 700 to 595 by Dec. 31, 2012.

- Fatalities decreased from 641 in 2010 to 630 in 2011. MOHS did not meet the goal of 595, by December 31, 2012.

#### *>>C-2 Core Outcome Measure - Injury Rate*

To decrease serious traffic injuries by 15% from the base calendar year 2009 of 6,720 to 5,712 by Dec. 31, 2012.

- Serious traffic injuries decreased from 6,720 in 2009 to 6,670 in 2011, a 1% decrease over the base calendar year. MOHS did not meet the goal of 5,712 by December 31, 2012.

#### *>>C-3 Core Outcome Measure - Fatality Rate*

To decrease fatalities by vehicle miles traveled (VMT) 15% from the 2009 base calendar year of 1.73 to 1.47 by Dec. 31, 2012.

- The fatality rate decreased from 1.73 in 2009 to 1.61 in 2010, the lowest fatality rate ever recorded in Mississippi according to

state data. MOHS did not meet the goal of 1.47 by December 31, 2012.

To decrease rural fatalities by VMT 15% from the 2009 base calendar year of 2.10 to 1.79 by Dec. 31, 2012.

- Rural fatalities by VMT increased from 2.10 in 2009 to 2.17 in 2011. Rural fatalities increased from 507 in 2009 to 508 in 2011. MOHS did not meet the goal of 1.79 by December 31, 2012.

To decrease urban fatalities by VMT 15% from the 2009 base calendar year of 1.19 to 1.01 by Dec. 31, 2012.

- Urban fatalities by VMT decreased from 1.19 in the 2009 base calendar year to .74 in 2011. Urban fatalities decreased from 193 in 2009 to 122 in 2011. MOHS did reach the goal of 1.01 by December 31, 2012.

#### *>>C-4 Core Outcome Measure - Unrestrained Passengers*

To decrease unrestrained passenger vehicle occupant fatalities in all seating positions by 15% in the 2009 base calendar year of 380 to 323 by Dec. 31, 2012.

- Unrestrained passenger vehicle occupants in all seating positions decreased from 380 in 2009 to 305 in 2011. MOHS did meet the goal of 323 by December 31, 2012.

**>>C-5 Core Outcome Measure - Alcohol/Drugs**

To decrease alcohol-impaired driving fatalities by 15%, from the 2009 calendar year baseline of 234 in 2009 to 199 by Dec. 31, 2012.

- Alcohol-impaired driving fatalities decreased from 234 in 2009 to 158 in 2011. DUI arrests decreased from 32,099 in 2009 to 29,552 in 2011, a 10% reduction over the base calendar year. MOHS did reach the goal of 199 by December 31, 2012.

**>>C-6 Core Outcome Measure - Speed**

To decrease speed-related fatalities by 15% from the 2009 base calendar year of 106 to 90 by Dec. 31, 2012.

- Speed-related fatalities decreased 7% from 106 in 2009 to 99 in 2011. MOHS did not meet the goal of 90 by December 31, 2012.

**>>C-7 Core Outcome Measure - Motorcycles**

To decrease motorcycle fatalities by 15% from the 2009 base calendar year of 47 to 40 by Dec. 31, 2012.

- Motorcycle fatalities increased 23% from 47 in 2009 to 58 in 2011. MOHS did not meet the goal of 40 by December 31, 2012.

**>>C-8 Core Outcome Measure –Un-helmeted Motorcyclists**

To decrease un-helmeted motorcyclist fatalities by 15% from the 2009 base calendar year of 6 to 5 by Dec. 31, 2012.

- Un-helmeted motorcyclist fatalities remained unchanged from 6 in 2009 to 6 in 2011. MOHS did not meet the goal of 5 by December 31, 2012.

## **NHTSA/GHSA Core Outcome and Behavior Measures**

**>>C-9 Core Outcome Measure/ Under 20**

To decrease drivers age 20 or younger involved in fatal crashes by 15% from the 2009 base calendar year of 125 to 106 by Dec. 31, 2012.

- Drivers age 20 or younger involved in fatal crashes decreased 30% from 125 in 2009 to 87 in 2011. MOHS did meet the goal of 106 by December 31, 2012.

**>>C-10 Core Outcome Measures/Pedestrians**

To decrease pedestrian fatalities by 15% from the 2009 base calendar year of 58 to 49 by Dec. 31, 2012.

- Pedestrian fatalities decreased from 58 in 2009 to 47 in 2011, which is a decrease of 19%. MOHS did meet the goal of 49 by December 31, 2012.

**>>B-1 Core Behavior Measure/OP**

To increase statewide observed seat belt use of front seat outboard occupants in passenger vehicles by 5% from the 2011 base calendar year usage rate of 81.8% to 85% by Dec. 31, 2013.

- Statewide seat belt usage of all front seat outboard occupants in passenger vehicles has increased from 81.8% in 2011 to 83.2% in 2012. MOHS did not meet the goal of 85% by December 31, 2012.

**>>Outcome Measure/Traffic Records**

To decrease the number of days it takes crash data to become available electronically from the crash event by 15% from 4.5 days in 2009 to 3.8 days by Dec. 31, 2012.

- The number of days before crash data is available electronically from the crash event

decreased from 4.5 days in 2009 to 2.7 days in 2011. MOHS did meet the goal of 3.8 days by December 31, 2012.

To decrease the number of day's citation data is available electronically from the citation date by 5% from 11.7 days to 9.9 days by Dec. 31, 2012.

- The number of days citation data is available electronically has decreased from 11.7 days in 2008 to 9.5 days in 2011. MOHS did meet the goal of 9.9 days by December 31, 2012.

To increase the percentage of agencies entering data electronically from 98% in 2009 to 99% by Dec. 31, 2012.

- The percentage of agencies entering data electronically has increased from 98% in 2009 to 99.9% in 2011. MOHS did meet the goal of 99% by December 31, 2012.

#### **Achievement Measures\***

##### ***>>Achievement Measure/Speed***

To increase the number of grant-funded speeding citations during state enforcement periods from 32,429 in 2009 to 33,500 by Dec. 31, 2013.

- 186,649 statewide speeding citations were issued in 2012. There were 18,057 grant-funded citations in 2012. MOHS did not meet the goal of 33,500 by December 31, 2012, due to a reduction in PTS grant programs.

##### ***>>Achievement Measure/Seat Belts***

To increase the number of grant-funded seat belt and child passenger citations during state enforcement periods from 17,549 in 2009 to 19,000 by Dec. 31, 2013.

- 43,740 statewide seatbelt citations and 8,000 child restraint citations issued in 2012. There were 20,570 grant-funded citations in

2012 and 3,427 child restraints funded in 2012. MOHS did meet the goal of 19,000 by December 31, 2012.

##### ***>>Achievement Measure/Impaired Driving***

To increase the number of grant-funded impaired driving citations were issued from 32,099 in 2009 to 35,000 by Dec. 31, 2013.

- 29,476 statewide impaired driving citations were issued in 2012. There were 11,245 grant-funded citations in 2012. MOHS did not meet the goal of 35,000 by December 31, 2012. Goal was not met due to a natural disaster during the Labor Day blitz period and the reduction of law enforcement focusing on DUI enforcement for an extended period of time due to condition in local areas.

## **5. HIGHWAY SAFETY PROGRAM COST SUMMARY (HS-217)**

The MOHS provides the State's proposed allocation of funds by program area based on the targets identified in the HSP and the projects and activities identified in the Performance Plan. The Highway Safety Program Cost Summary or HS-217, along with additional financial information is attached to the HSPP, as Appendix B.

## **6. STATE CERTIFICATIONS AND ASSURANCES**

The MOHS has provided all required State certifications and assurances that are required for the submission of the HSPP and FY14 Section 405 application. State certifications and assurances are attached as Appendix A.

## **7. TEEN TRAFFIC SAFETY PROGRAM**

During FY14, the MOHS will begin an enhanced statewide Teen Traffic Safety Program that will focus on seatbelt use; speeding; impaired and distracted driving; underage drinking and reducing behaviors by teens that increase crashes, injuries and fatalities. The Teen Traffic Safety Program is highlighted on pages 299-313 of the HSP, along with strategies and projects that the MOHS will conduct as a statewide focus on teen traffic safety. Certification for the Teen Traffic Safety Program is attached as Appendix C.

## Glossary:

AL	Alcohol and Other Drugs
ARIDE	Advanced Roadside Impaired Driving Enforcement
ATV	All-Terrain Vehicles
BAC	Blood Alcohol Concentration
BIA	Bureau of Indian Affairs
DMV	Driver and Motor Vehicles Services
DRE	Drug Recognition Expert
DUI	Driving Under the Influence of Intoxicants
EMS	Emergency Medical Services
FARS	Fatal Analysis Reporting System
FHWA	Federal Highway Administration
GR	Governor's Representative
GHSA	Governor's Highway Safety Association
HSPP	Highway Safety Performance Plan
IACP	International Association of Chief of Police
JSU	Jackson State University
LEL	Law Enforcement Liaison
MADD	Mothers against Drunk Driving
NHTSA	National Association Traffic Safety Administration
MAP-21	Moving Ahead for Progress in the 21 <sup>st</sup> Century
MDOT	Mississippi Department of Transportation
MHP	Mississippi Highway Patrol
MOHS	Mississippi Office of Highway Safety
MSU	Mississippi State University
OP	Occupant Protection
PAO	Public Awareness Officers
PI & E	Public Information and Education
PM	Program Manager
PTS	Police Traffic Services
SAFETEA-LU	Safe, Accountable, Flexible, Efficient Transportation Equity Act: A Legacy for Users
SFST	Standardized Field Sobriety Testing
SHSP	Strategic Highway Safety Plan
TR	Traffic Records
TRCC	Traffic Safety Coordinating Committee
TSRP	Traffic Safety Resource Prosecutor
USM	University of Southern Mississippi
VMT	Vehicles Miles Traveled