



HIGHWAY SAFETY PERFORMANCE PLAN FY 2013



Developed and Prepared by the Staff of the Traffic Safety Section

TxDOT Traffic Operations Division

125 E. 11th Street

Austin, Texas 78701-2483

http://www.txdot.gov/about_us/administration/divisions/trf.htm

(512) 416-3200

9/26/2012



Governor Rick Perry

Phil Wilson

Governor's Highway Safety Representative

Executive Director

Texas Department of Transportation

Carol T. Rawson, P.E.

Director, Traffic Operations Division

Texas Department of Transportation

Terry A. Pence

Traffic Safety Section Director

Texas Department of Transportation



TABLE OF CONTENTS

<i>Section One</i>	4
INTRODUCTION	4
The Texas Traffic Safety Program	5
The Traffic Safety Grant Process	8
FY 2013 HSPP Planning Calendar	19
Executive Summary	20
Legislative Issues.....	21
<i>Section Two</i>	22
PERFORMANCE PLAN	22
Overview	23
Developing the Performance Plan	23
Step 2: Set Performance Goals	26
Step 3: Prioritize Programs and Strategies.....	67
Data Sources & Glossary for Performance Measures.....	69
<i>Section Three</i>	73
HIGHWAY SAFETY PLAN	73
Planning and Administration - 01	74
Alcohol and Other Drug Countermeasures - 02	77
Emergency Medical Services - 03	109
Motorcycle Safety - 04	111
Occupant Protection - 05	114
Pedestrian and Bicyclist Safety - 06.....	125
Police Traffic Services - 07	128
Speed Control - 08	134
Traffic Records - 09.....	136
Driver Education and Behavior - 10.....	140
Railroad / Highway Crossing - 11	147
Roadway Safety - 12.....	149
Safe Communities - 13	152
School Bus - 14	156
<i>Section Four</i>	166
CERTIFICATIONS AND ASSURANCES	166
<i>Section Five</i>	177
PROGRAM COST SUMMARY	177

Section One
INTRODUCTION



THE TEXAS TRAFFIC SAFETY PROGRAM

The Texas Traffic Safety Program is managed by the Traffic Safety Section (TRF-TS) within the Traffic Operations Division (TRF) of the Texas Department of Transportation (TxDOT). The following table describes the primary mission, goal and strategy of the program.

Mission Statement	Goal	Strategy
The mission of the Texas Traffic Safety Program is to operate in a manner that saves lives and prevents injuries.	The goal of the program is to identify traffic safety problem areas and programs to reduce the number and severity of traffic-related crashes, injuries, and fatalities.	The strategy employed by TRF-TS includes the use of information, technology, resources and skills to identify priority traffic safety issues, plan initiatives, generate coordinated action, and evaluate & communicate results.
This directly supports the TxDOT mission <i>“Work with others to provide safe and reliable transportation solutions for Texas”</i> .		

Program Funding

Funding is from the National Highway Traffic Safety Administration (NHTSA), a division of the U.S. Department of Transportation (USDOT). Over 300 traffic safety grants are awarded annually to state, local and non-profit agencies across Texas.

Traffic Safety Program Areas

- | | |
|--|---|
| 01 - Planning and Administration (PA) | 08 - Speed Control (SC) |
| 02 - Alcohol and Other Drug Countermeasures (AL) | 09 - Traffic Records (TR) |
| 03 - Emergency Medical Services (EM) | 10 - Driver Education and Behavior (DE) |
| 04 - Motorcycle Safety (MC) | 11 - Railroad / Highway Crossing (RH) |
| 05 - Occupant Protection (OP) | 12 - Roadway Safety (RS) |
| 06 - Pedestrian/Bicycle Safety (PS) | 13 - Safe Communities (SA) |
| 07 - Police Traffic Services (PT) | 14 - School Bus Safety (SB) |

Eligibility

In order to be eligible for a Traffic Safety Grant, an organization must be one of the following:

- A state or local government agency
- An educational institution
- A non-profit organization

Grants are awarded based on the merits of the specific proposed project, relevancy to the current traffic safety issues as identified by the state, and the approval of the Texas Transportation Commission.

Organization

The Texas Traffic Safety Program is managed by the Traffic Safety Section of TxDOT’s Traffic Operations Division; with program management staff located at Austin headquarters and traffic safety specialist field staff stationed across the state in support of the 25 TxDOT Districts. The organizational charts show the hierarchy of the traffic safety team; Section, Division, Agency. (See Figures 1.1 – 1.3)

Traffic Safety Section

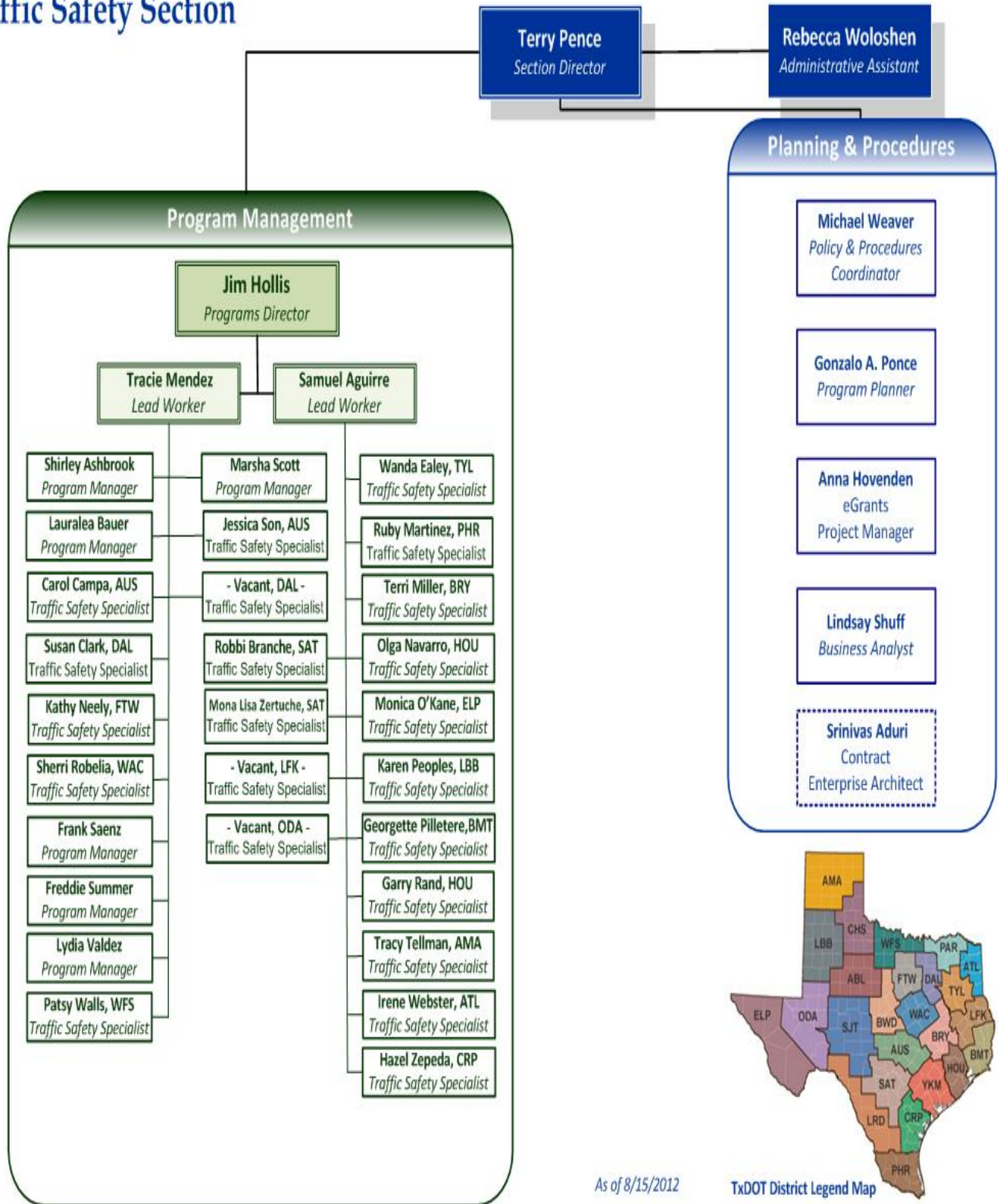
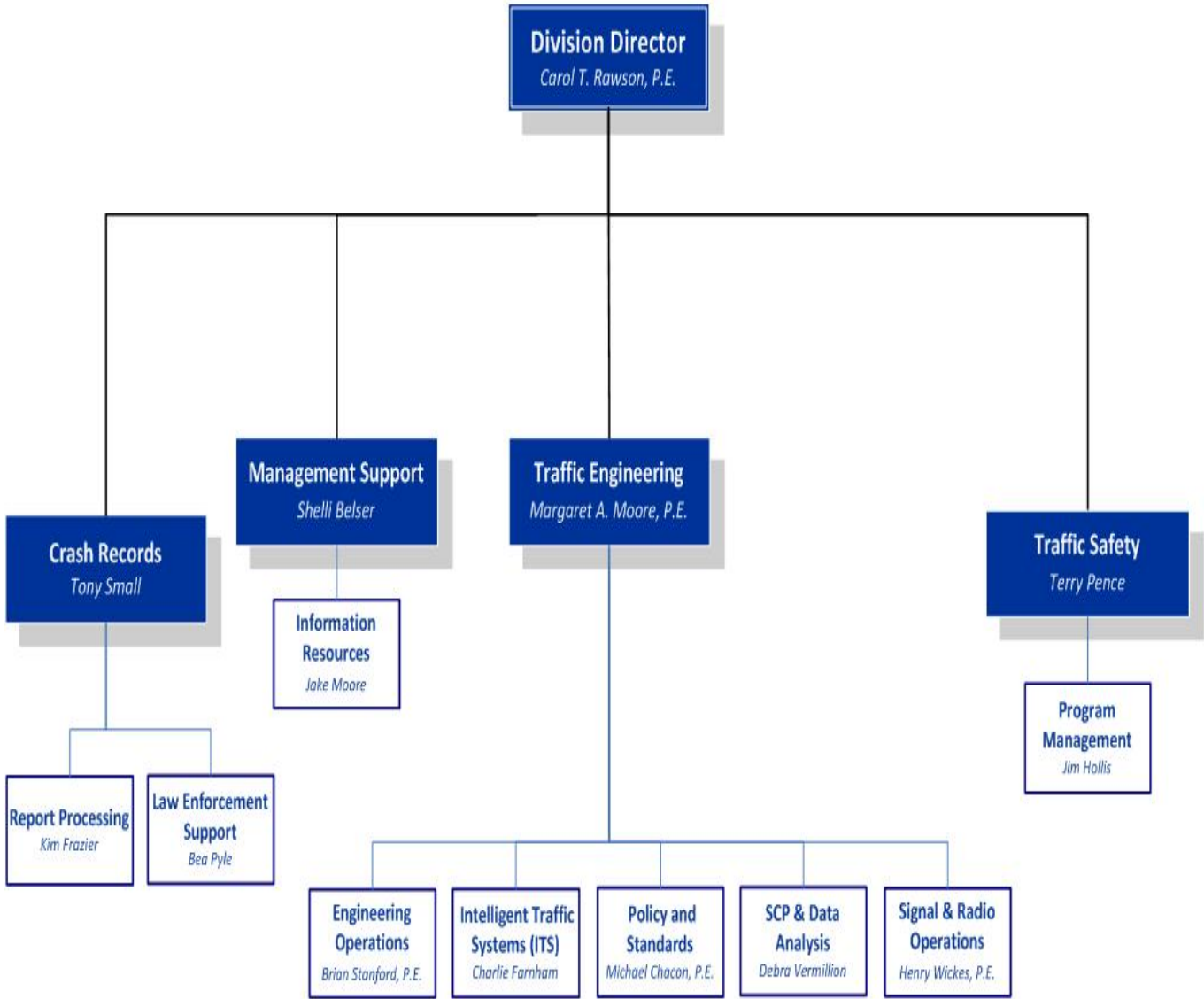


Figure 1.1: TxDOT Traffic Safety Organizational Chart

Texas Department of Transportation

Traffic Operations Division



Current as of August 30, 2012

Figure 1.2: TxDOT Traffic Operations Organizational Chart

Texas Department of Transportation

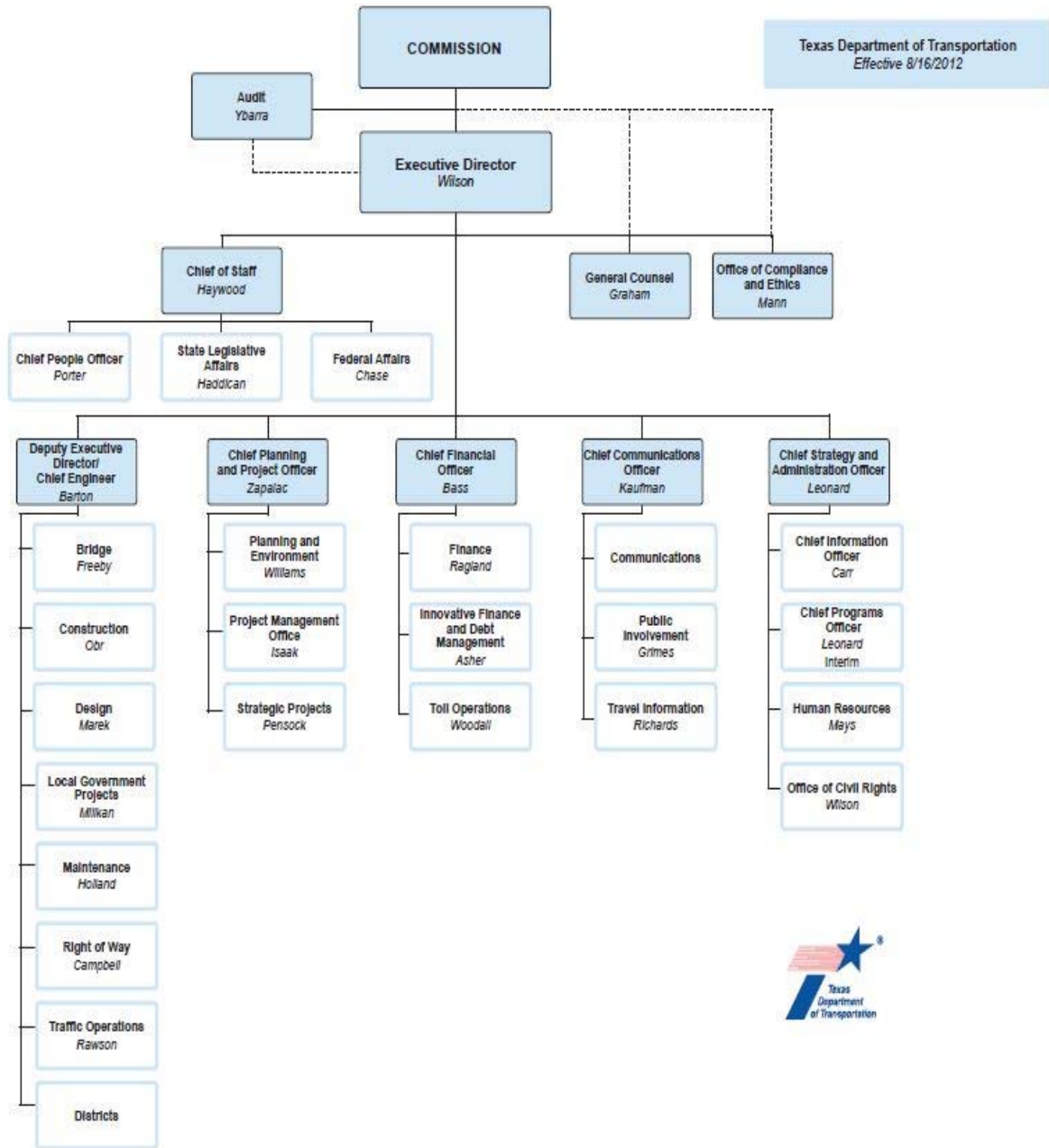


Figure 1.3: TxDOT Organizational Chart

THE TRAFFIC SAFETY GRANT PROCESS

The following section includes a definition of the processes used by Texas to identify its highway safety problems, establish its proposed measurable performance goals, and develop the programs/projects in the FY 2013 Texas Highway Safety Performance Plan (HSPP) that are designed to address highway safety problems in Texas.

The highway safety goals established through these processes, including target dates for attaining the goals and the performance measures used to track progress toward each goal relative to the baseline status of each measure. In addition, the Performance Plan lists other program goals for each of the Texas Traffic Safety Program's Program Areas, specifies the strategies employed to accomplish the goals, and reports the status of the performance measures based on the most current data.

Grant Lifecycle Comparison

The diagram shows the grant lifecycle and a comparison of the current year's lifecycle to the previous and next year's lifecycle. This is intended to both show a high-level definition of the lifecycle, and to show that at any given time, the Traffic Safety Grant Program is involved with at least two, and at some points 3 different yearly lifecycles. (See Figure 1.2)

Traffic Safety Cross Functional Process Map

The diagram shows each major process or activity within the grant lifecycle, and an indication of what organization is responsible for each process. These processes correspond directly with the activities on the grant lifecycle comparison diagram. (See Figure 1.3)

Grant Process Definitions

The next section organizes the processes by their process area (Planning, Grant Development, etc.) and defines each process in more detail. (See Figures 1.4 -1.9)

Texas Traffic Safety Process - Grant Lifecycle Comparison

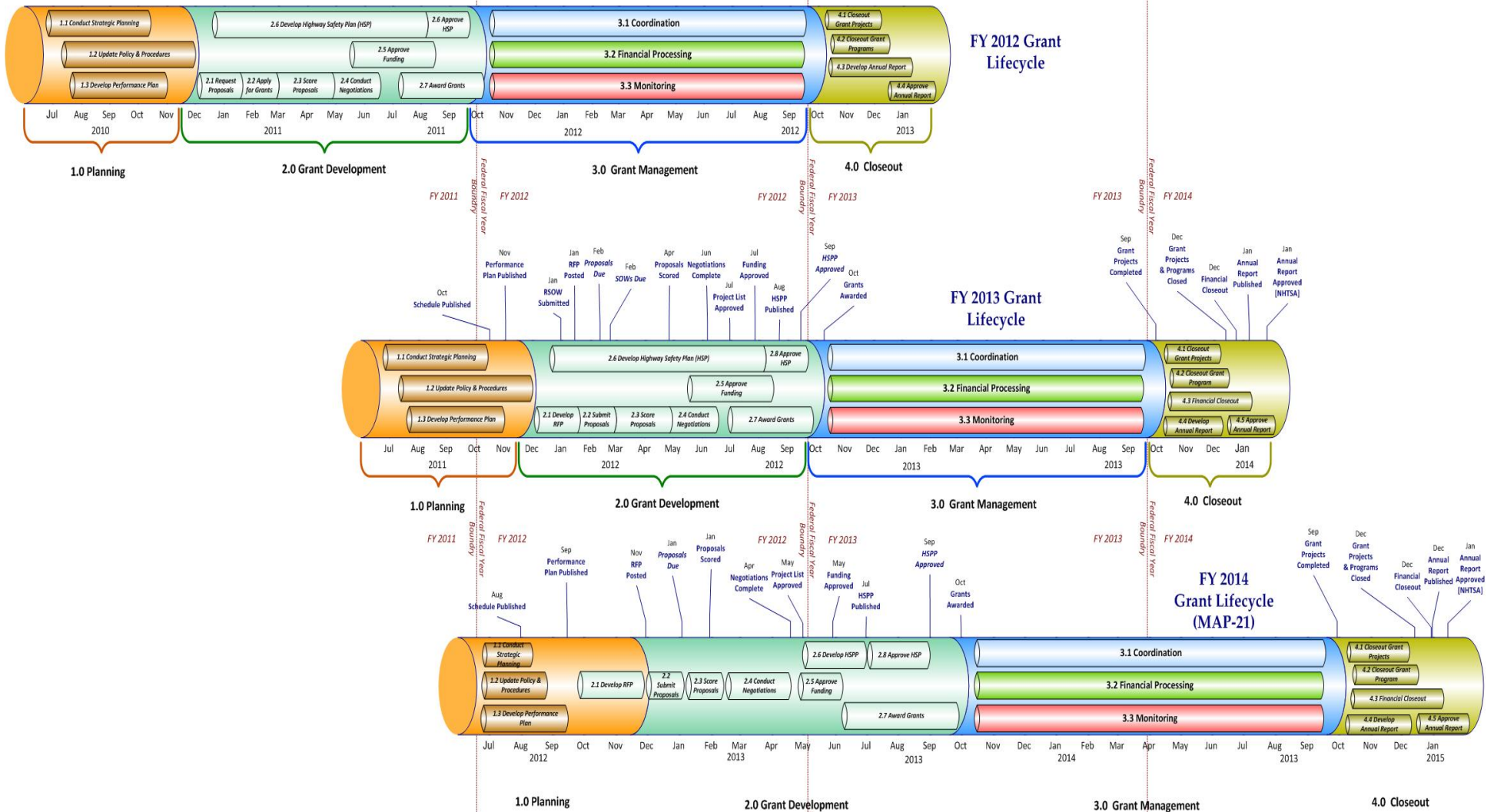
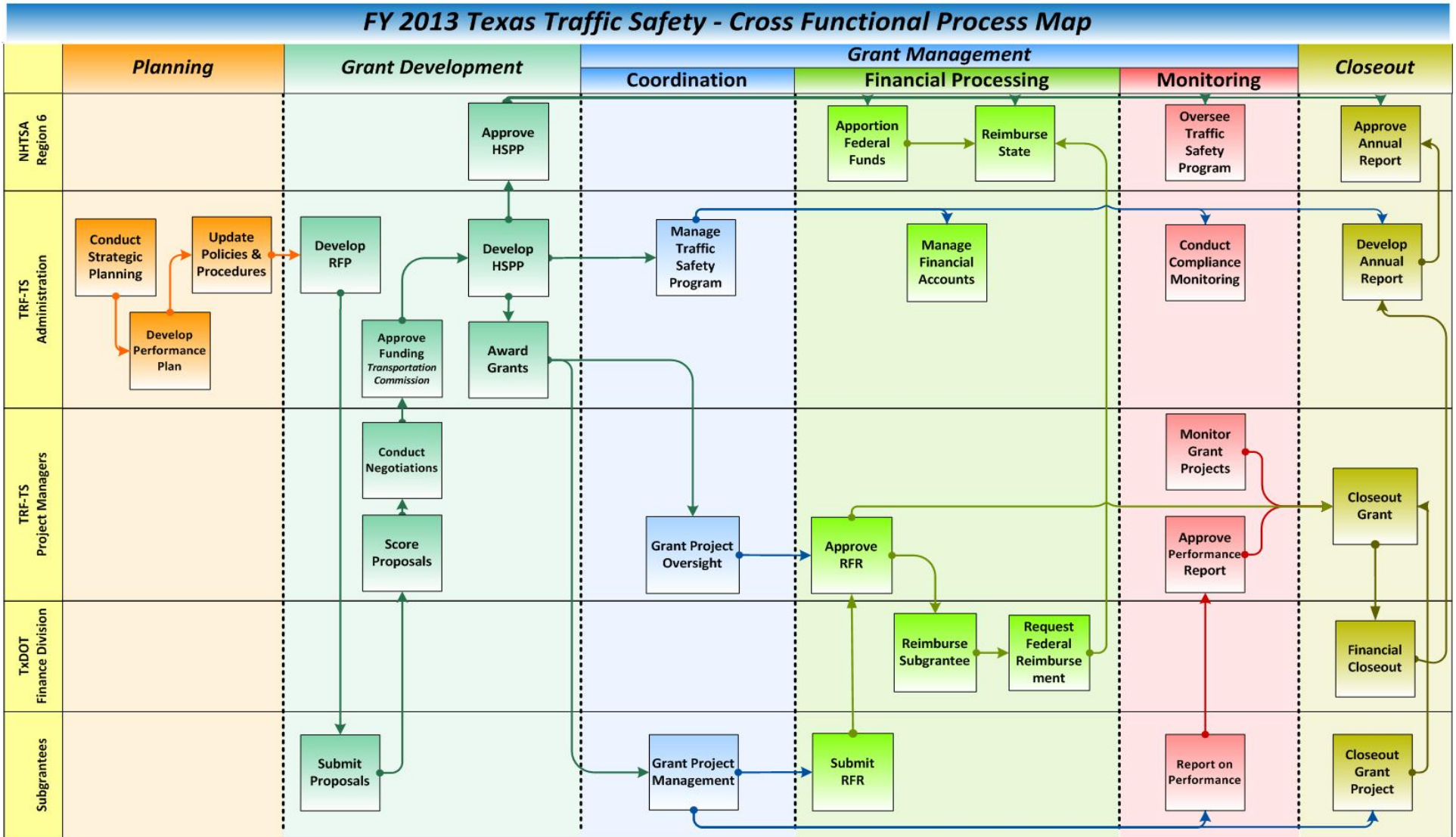


Figure 1.2: Grant Lifecycle



Please Note: While more than one of the organizations on the left may participate in a given process, the process is placed within the organization where the major responsibility for the process resides. This diagram is meant as a general overview only. Please refer to the detailed description of each process for specific information regarding that process.

Figure 1.3: Cross Functional Process Map

Planning

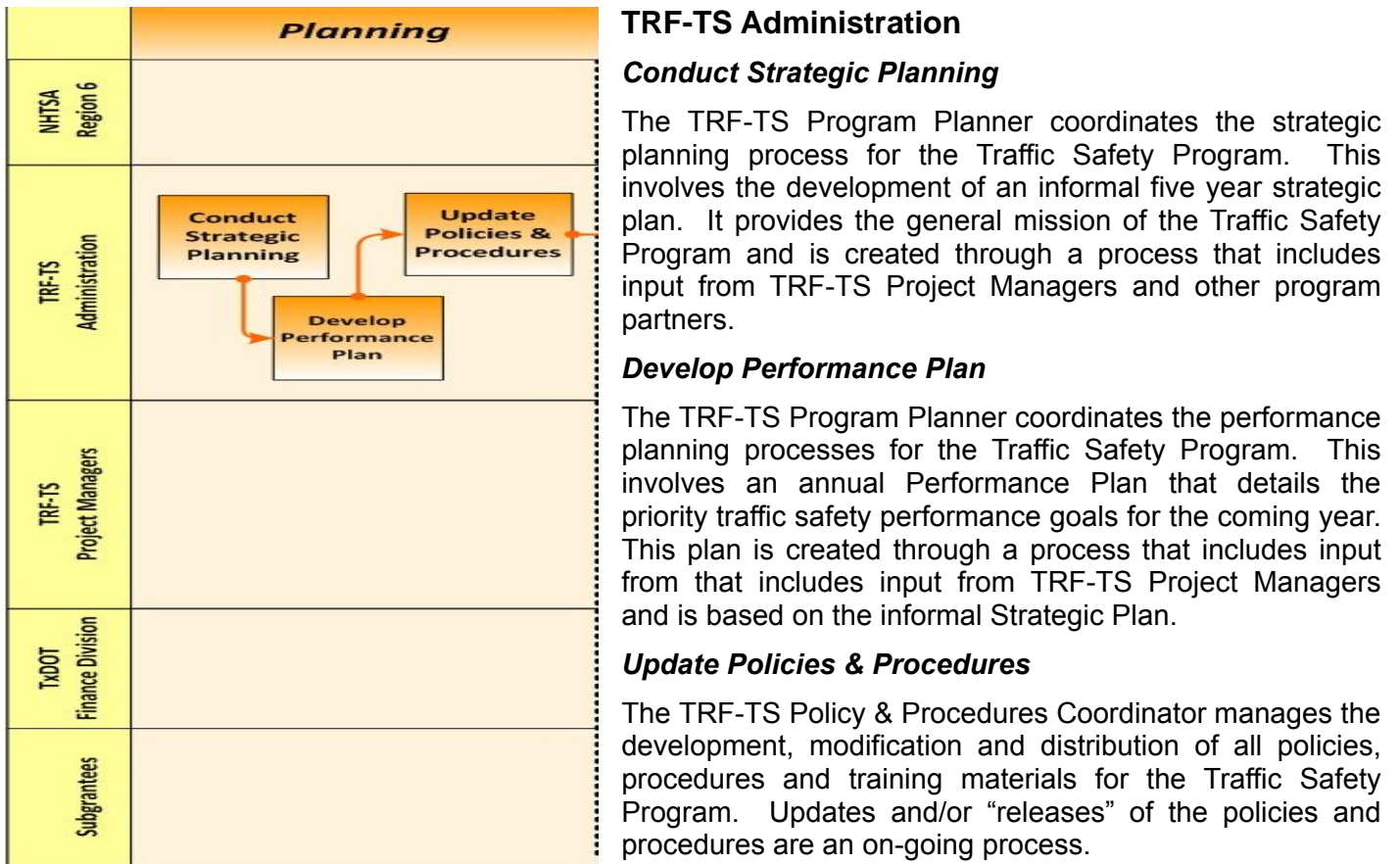
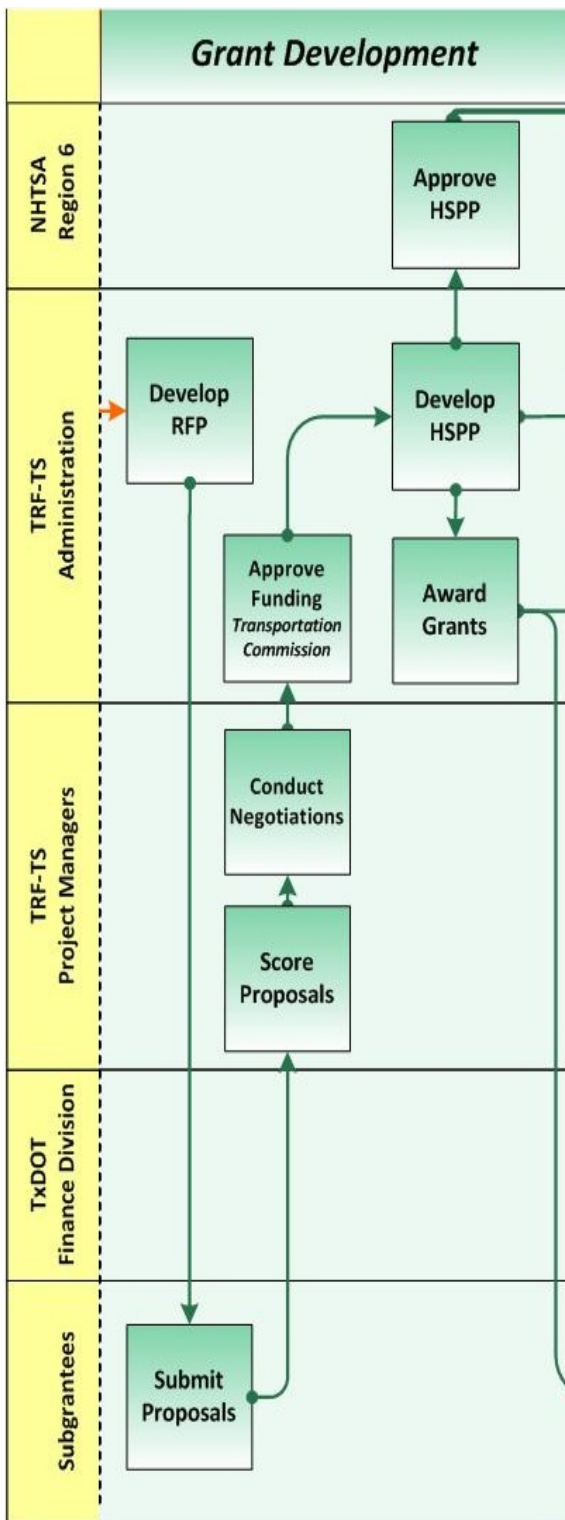


Figure 1.4: Planning

Grant Development



NHTSA Region 6

Approve HSPP

The Certification Statement is signed and submitted to NHTSA Region 6 for review and approval.

TRF-TS Administration

Develop RFP

The TRF-TS Program Planner develops the Request for Proposals (RFP) and associated documents each fiscal year based on the priority traffic safety performance goals detailed in the Performance Plan for that year.

Approve Funding

Funding is approved by the Texas Transportation Commission.

Develop HSPP

The HSPP is developed by TRF-TS Program Planner to describe how federal highway safety funds will be apportioned. The HSPP is intergovernmental in nature, functioning, either directly or indirectly, through grant agreements, contracts, purchase orders, and requisitions.

Award Grants

After the Transportation Commission approves the funding for the HSPP, TRF-TS issues a list of projects authorized for funding. All grant agreements require counter-signatures from TxDOT and subgrantees.

TRF-TS Project Managers

Score Proposals

Scoring teams are comprised of Project Managers (PMs) and other TxDOT staff. Proposals are reviewed, commented on, scored, and ranked. Scores are handled by eGrants. Proposals are ranked and selected.

Conduct Negotiations

Negotiations are conducted with proposers as needed in order to address modifications.

Subgrantees

Submit Proposals

State agencies and other eligible organizations submit proposals in response to the TRF RFP.

Figure 1.5: Grant Development

Coordination

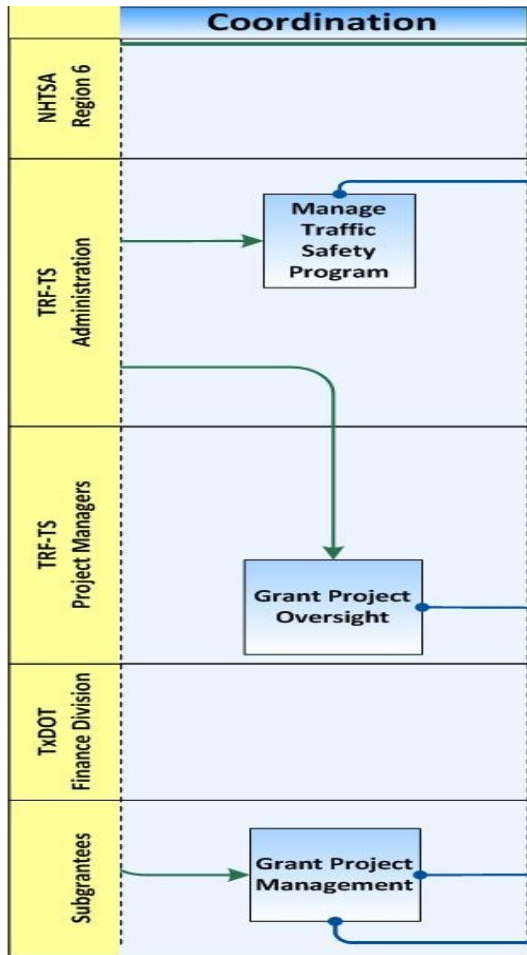


Figure 1.6: Coordination

TRF-TS Administration

Manage Traffic Safety Program

TRF-TS is responsible for coordinating and administering the Traffic Safety Program by managing traffic safety projects in federally designated priority program areas and in other areas as may be assigned or as determined by problem identification processes.

TRF-TS Project Managers

Grant Project Oversight

There are PM staff located at Austin, TX headquarters who typically provide oversight of statewide grant programs; other PM staff are stationed across the state in support of the twenty-five TxDOT district offices to provide oversight in the development and implementation of traffic safety projects at the local level.

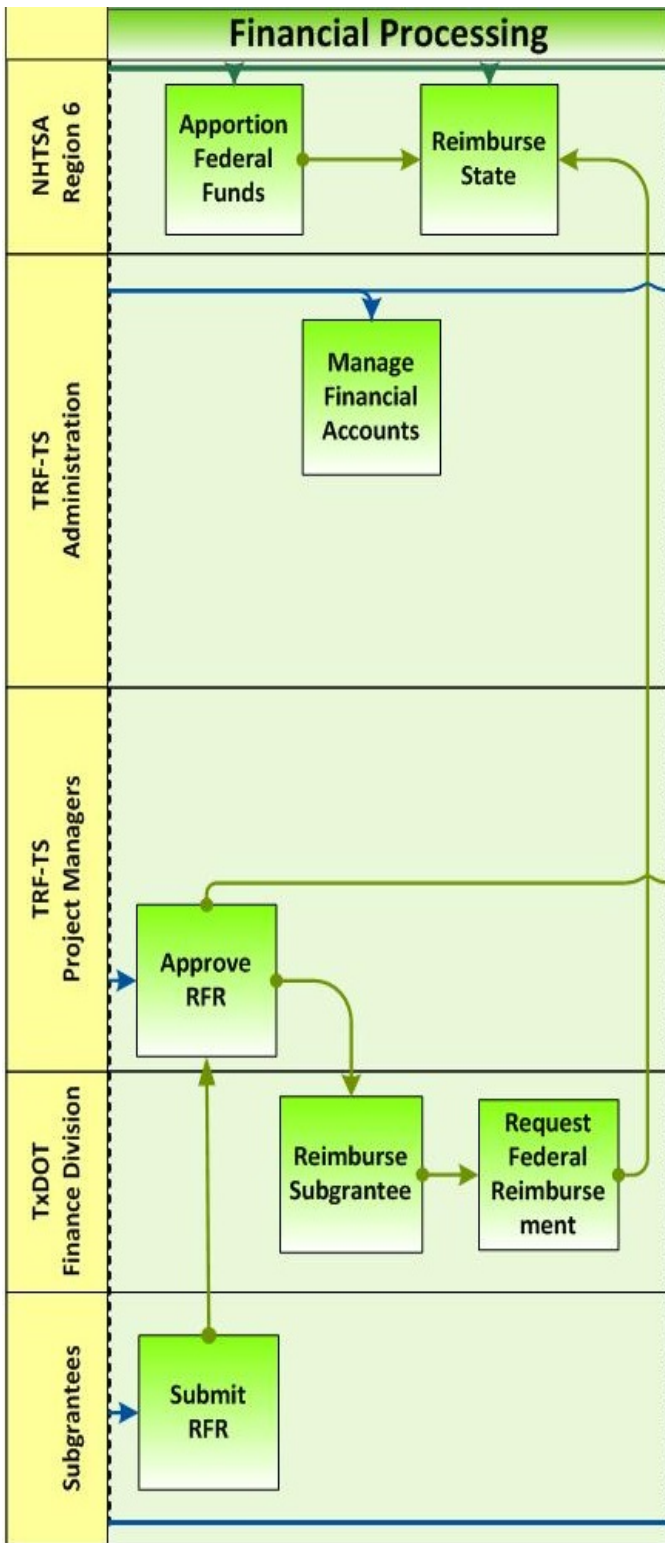
Subgrantees

Grant Project Management

After the authorized TxDOT person signs the agreement, it is considered executed if the subgrantee signed first. The process ends with an executed grant agreement or contract (signed by both TxDOT and the subgrantee).

After grants have been awarded, the subgrantee begins implementing their grant project. This process begins with a Grant Delivery Meeting and continues through the life of the grant.

Financial Processing



NHTSA Region 6

Apportion Federal Funds

NHTSA apportions the traffic safety funds to TxDOT.

Reimburse State

NHTSA reimburses TxDOT via the Grant Tracking System (GTS) for approved expenditures.

TRF-TS Administration

Manage Financial Accounts

TRF Administration sets up, maintains, and closes the necessary financial accounts in both the TxDOT Financial Information Management System (FIMS), and the Federal financial system, and NHTSA GTS.

TRF-TS Project Managers

Approve RFR

In the eGrants grant management system, the PMs review incoming Request for Reimbursements (RFRs) to determine accuracy, eligibility, and completeness. If incomplete or inaccurate, they are returned to subgrantee via eGrants.) If they are complete and accurate, they are approved and sent via eGrants to FIMS for payment.

TxDOT Finance Division

Reimburse Subgrantee

RFR payments are sent to FIMS from eGrants. Within FIMS, a transaction is created and sent to the Texas Comptroller of Public Accounts (TCPA) to send a warrant or direct deposit to the subgrantee to pay them.

Request Federal Reimbursement

The Finance Division requests reimbursements from NHTSA via GTS based on the grant program created during the setup phase.

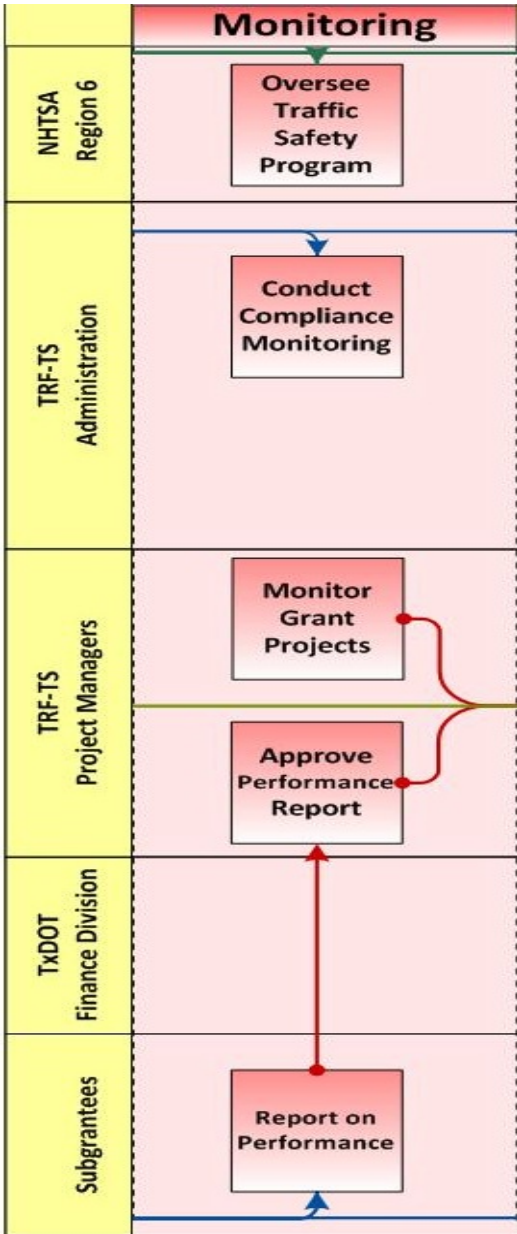
Subgrantees

Submit RFR

The Subgrantees submit an RFR after having satisfied the prerequisite requirement of submitting a Performance Report for work and services provided.

Figure 1.7 Financial Processing

Monitoring



NHTSA Region 6

Oversee Traffic Safety Program

The U.S. Department of Transportation (USDOT) NHTSA Region 6 office monitors TxDOT's Traffic Safety Program to ensure the proper application its grant funds.

TRF-TS Administration

Conduct Compliance Monitoring

The Traffic Safety Section performs periodic reviews of the grant programs, the PM's, and the TSS's, to ensure that the procedures are being followed, to help provide operational consistency, and to ensure compliance with laws and regulations.

TRF-TS Project Managers

Monitor Grant Projects

The PM's and TSS's monitor each grant project assigned to them in order to ensure that they are being properly and efficiently implemented. Monitoring is both a state and federal requirement of the Uniform Grant Management Standards (UGMS). Monitoring is required in order to assure compliance with state and federal requirements, and to assure that objectives and performance measures are being achieved.

Approve Performance Report

The PM's and TSS's review the Performance Reports (PR) to determine accuracy and completeness before accepting them. They work with the subgrantee to correct errors or to add additional information.

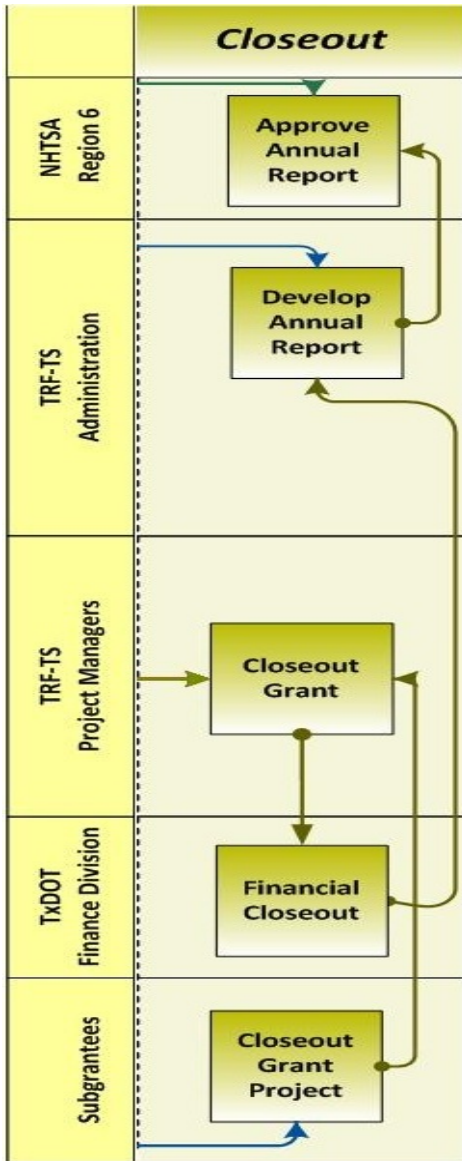
Subgrantees

Report on Performance

The subgrantee provides regular reports on performance, based on the agreed-upon performance measures, in order to receive reimbursement of expenses.

Figure 1.8: Monitoring

Closeout



NHTSA Region 6

Approve Annual Report

The Annual Report is submitted to NHTSA for review and approval.

TRF-TS Administration

Develop Annual Report

The grants projects are evaluated by the PM's, TSS's, and TRF-TS in order to assess project or program effectiveness, improve countermeasures, and allocate scarce resources more efficiently.

This helps the subgrantees, project directors, Program Managers and TSS's to make adjustments to countermeasures development or implementation. It also shows whether or not programs and individual projects are accomplishing their intended results and if one program is more or less effective than another.

TRF-TS Project Managers

Closeout Grant

The TSS's are responsible for closing out the local grant projects and the TRF-TS PM's are responsible for closing out the statewide grant projects and the grant programs once the subgrantees have closed it from their end.

TxDOT Finance Division

Financial Closeout

The Finance Division submits final voucher to NHTSA for approval and carry forward funds are transferred in GTS.

Subgrantees

Closeout Grant Project

The subgrantees are responsible for completing any outstanding work and closing out their grant projects.

Figure 1.9: Closeout

eGrants: Using Technology to Support the Grant Process

Traffic Safety Grant Management

FY 2008 Initial Implementation

In order to streamline the grant management process, TRF-TS procured an automated grants management solution. The Traffic Safety Electronic Grants Management System (eGrants) went live in January of 2007 at the beginning of the FY 2008 Grant Lifecycle. The original implementation included modules for the completion, submission, and scoring of traffic safety grant proposals. It also included modules for the completion, submission and approval of RFR's and PR's. It also included an automated interface with TxDOT FIMS for payments to subgrantees. TRF-TS continues to enhance eGrants, as described below:

FY 2009 Enhancements

- Multi-Year Grant option*

FY 2010 Enhancements

- Implement Project Grading*
- Enhance the 3-year grant process (formerly Multi-Year grants)*
- Incorporate All "Buckle Up Texas" Functionality*

FY 2011 Enhancements

- Implement a new eGrants User Interface – Implemented May 16, 2011.*

FY 2012 Enhancements

- FY 2012 Incentive Grant Modules*
- FY 2012 Project Celebration Grant Modules*
- FY 2013 grant agreements will use the new PDF Tool.*

FY 2013 Enhancements

- Improve the functionality for the proposal review process.*

FY 2013 HSPP PLANNING CALENDAR

The following schedule shows the major activities, tasks, delivery dates, deliverables and responsible parties for the Planning and Grant Development phases of the Traffic Safety Grant Lifecycle.

#	Activity / Task	Delivery Date	Deliverable	Responsible Party
1	Conduct Performance Planning	12/15/2011	FY 2013 Performance Plan	Program Planner
2	Develop RFP	01/20/2012	FY 2013 RFP	Policy & Procedures Coordinator / Program Planner
	<i>Create RFP Document(s) & Instructions</i>	12/01/2011	<ul style="list-style-type: none"> ➤ <i>RFP Document(s) & Instructions</i> ➤ <i>RFP Texas Registry Announcement</i> 	Program Planner
	<i>Create Proposal Templates in eGrants</i>	01/01/2012	<ul style="list-style-type: none"> ➤ <i>eGrants Proposal Templates</i> 	eGrants Team
	<i>Post RFP (on Texas Register)</i>	01/20/2012	<ul style="list-style-type: none"> ➤ <i>Posted RFP Announcement</i> ➤ <i>RFP & Instructions</i> 	Program Planner; TxDOT General Counsel (OGC)
	<i>Open Proposals on eGrants</i>	01/20/2012	<ul style="list-style-type: none"> ➤ <i>eGrants 2013 Proposal Forms</i> 	eGrants Team
3	Conduct RFP	06/25/2012	Completed Proposals	Program Planner
	<i>Apply for Grants</i>	02/17/2012	<ul style="list-style-type: none"> ➤ <i>FY 2013 Completed Proposals</i> 	Potential Subgrantees
	<i>Score Proposals</i>	03/23/2012	<ul style="list-style-type: none"> ➤ <i>FY 2013 Proposal Score Results</i> 	TxDOT TRF Scoring Team
	<i>Conduct Proposal Negotiations</i>	06/25/2012	<ul style="list-style-type: none"> ➤ <i>Modified Proposals</i> 	Potential Subgrantees
4	Approve Funding	06/28/2012	Approved Project List & Funding	Program Planner
	<i>Develop Project List</i>	06/1/2012	<ul style="list-style-type: none"> ➤ <i>Approved Project List</i> 	Program Planner
	<i>Develop Funding List and Minute Order</i>	06/01/2012	<ul style="list-style-type: none"> ➤ <i>Funding List and Minute Order for Commission</i> 	Program Planner
	<i>Approve Funding</i>	06/28/2012	<ul style="list-style-type: none"> ➤ <i>Approved Project Funding</i> 	TRF Division Director; Texas Transportation Commission
5	Develop the HSPP	10/01/2012	FY 2013 Texas Highway Safety Performance Plan	Program Planner
	<i>Draft HSPP Document</i>	06/01/2012	<ul style="list-style-type: none"> ➤ <i>HSPP Draft</i> 	Program Planner
	<i>Review HSPP</i>	08/13/2012	<ul style="list-style-type: none"> ➤ <i>HSPP Comments & Revisions</i> 	TRF-TS; TRF Division Director; NHTSA
	<i>Submit HSPP to NHTSA</i>	09/01/2012	<ul style="list-style-type: none"> ➤ <i>Final HSPP</i> 	TRF Division Director
	<i>Approve HSPP</i>	09/15/2012	<ul style="list-style-type: none"> ➤ <i>Approved HSPP</i> 	NHTSA
	<i>Publish HSPP</i>	10/01/2012	<ul style="list-style-type: none"> ➤ <i>Published HSPP</i> 	TRF-TS
6	Award Grants	10/01/2012	Executed Grant Agreements	TRF-TS Section Director
	<i>Create Grant Agreements</i>	08/01/2012	<ul style="list-style-type: none"> ➤ <i>Grant Agreements</i> 	Subgrantee
	<i>Sign & Submit Grant Agreements</i>	10/01/2012	<ul style="list-style-type: none"> ➤ <i>Signed/Submitted Grant Agreements</i> 	Selected Subgrantees
	<i>Execute Grant Agreements</i>	10/01/2012	<ul style="list-style-type: none"> ➤ <i>Executed Grant Agreements</i> 	TRF Division Director; District Engineers
	<i>Activate Grants in eGrants</i>	10/01/2012	<ul style="list-style-type: none"> ➤ <i>Activated Grants</i> 	eGrants Team

EXECUTIVE SUMMARY

TxDOT's FY 2013 budget of approximately **\$146,600,000 million** will fund an estimated **310** projects during the year. Several program highlights include:

- Texas will implement activities in support of national highway safety goals to reduce motor vehicle related fatalities that also reflect the primary data-related crash factors within the State as identified by the State highway safety planning process, including: National law enforcement mobilizations and sustained enforcement of statutes addressing impaired driving, occupant protection, and driving in excess of posted speed limits.
- Texas will continue to focus on alcohol-related fatalities which continue to be a problem in Texas. NHTSA's Fatality Analysis Reporting System (FARS) reports **1,259 fatalities** in crashes involving a driver or motorcycle operator with a BAC of .08 or above in Texas during 2010.
- Statewide surveys show that safety belt use by drivers and front seat passengers was at **94.04%** in 2012. Texas children ages 0-4 years were restrained **89.5%** in 2011. Texas will continue efforts to increase occupant restraint use in all passenger vehicle and trucks for driver and front seat passengers to **94.05%**, for children ages 5-16 to **79.3%**, and to achieve occupant restraint use for children ages 0-4 at **89.6%** or higher.
- Texas will continue to focus on motorcycle safety through motorcycle safety training, public awareness, public service announcements, and other outreach programs to enhance driver awareness of motorcyclist, such as the "share-the-road" safety messages developed using Share-the-Road model language. In 2013, Texas will dedicate approximately **\$410,000** for one motorcycle focused public awareness campaign.
- Texas will continue to develop and implement the statewide data system Crash Records Information System (CRIS) which will provide timely and effective data analysis to support allocation of highway safety resources. This includes the development and implementation of a Crash Reporting and Analysis for Safer Highways (CRASH) component of CRIS which will allow the local law enforcement community to submit crash reports electronically via the public internet. CRASH has built in real-time data checks and business rules to increase the accuracy. CRASH simplifies the data entry process by prompting the user through a series of menus and options.
- TxDOT will continue to enhance eGrants to simplify the grant process for potential and current subgrantees.
- TxDOT will continue to use Section 402 funds for the enhancement of purchased advertising for highway safety messages.
 - Impaired driving campaigns targeting young adults and college students, Christmas and New Year's holiday campaign, summer months, and Texas Latinos.
 - The advertising will be implemented via grassroots outreach strategy and public and media relations; radio and television public service announcements and billboards.
 - An approximate \$3,215,624 will be allocated for advertising.
 - Media vendors will complete follow-up benchmark studies to measure campaign awareness.

LEGISLATIVE ISSUES

The 83rd Texas Legislature will convene in January 2013. The text, history and status of all bills is available at: <http://www.capitol.state.tx.us/>.

The following are traffic safety related topics the Texas Legislature may consider in 2013:

- Cell Phone Use & Texting
- Sobriety Checkpoints
- Ignition Interlock Devices
- Motorcycle Helmets

The Texas Legislature did not convene in FY 2012.

Section Two
PERFORMANCE PLAN

OVERVIEW

This Performance Plan contains the goals, strategies, performance measures and objectives Texas has set for fiscal year 2013. It is provided as part of the State of Texas' application for FY 2013 federal highway safety funds. Consistent with the requirements for the application for these funds, the FY 2013 Performance Plan contains:

DEVELOPING THE PERFORMANCE PLAN

Step 1: Problem Identification

The most recent strategic planning session occurred October thru December of 2010 for the period FY 2012 - FY 2016. The session re-evaluated the program areas, goals, strategies and reviewed the Traffic Safety Program's mission statement. TxDOT TRF-TS sought public comments by posting a Request for Comments on the Texas Register and sending e-mail notifications to all registered users of the eGrants system. Comments were received from traffic safety and engineering professionals from the TRF at TxDOT headquarters, TxDOT district traffic safety specialists, NHTSA Region 6, representatives from Texas Transportation Institute, San Antonio Metropolitan Planning Organization, Texas Education Agency, Law Enforcement Mobile Video Institute, Texas Tech University, and Texas Center for the Judiciary. As an outgrowth of the strategic planning process, Texas developed 19 specific goals for the traffic safety program, 70 specific strategies, and 39 specific performance measures. Objectives have been established for all 39 performance measures for 2013.

In addition, the following agencies and organizations assisted TxDOT in completing an alcohol self-assessment as a state that identified strategies needed to address impaired driving problems in Texas. These agencies included the following: Texas District and County Attorney's Association, Texas Center for the Judiciary, Texas Department of Criminal Justice (TDCJ), TxDPS, NHTSA Region 6, Texas Alcoholic Beverage Commission, DSHS-Community Mental Health and Substance Abuse and Environmental Epidemiology and Injury, Higher Education Center for Alcohol and Drug Prevention, MADD, Brazos County, Sam Houston State University, TTI, Sherry Matthews Advocacy Marketing, Texas Education Agency, University of Texas Health Science Center at San Antonio, Texas A&M University-Center for Alcohol/Drug Education, Texas Municipal Police Association, Texans Standing Tall, and Texas Commission on Law Enforcement Officer Standards and Education (TCLEOSE).

Problems Needing Special Emphasis

The bulleted list below includes the problems identified by Texas as areas needing special emphasis in order to improve traffic safety and decrease injuries and fatalities. Following this list is a description of the process used to identify the traffic safety problems Texas faces on the roadways. Additional Texas data can be found on the charts included in this plan.

- Overall – In 2010, there were 2,998 traffic fatalities (FARS) and 83,295 serious injuries in traffic crashes (CRIS).
- Impaired Driving – There were 1,206 alcohol related fatalities in 2010 (FARS) in Texas. Texas ranks 5th in the nation for the number of alcohol related fatalities per 100 million vehicle miles traveled. Texas is classified as a high fatality state eligible for additional Section 410 funding.
- Safety Belts – Safety belt usage reached 94.04% in 2012 (TTI statewide survey) for front seat drivers and passengers. Children are restrained at a much lower rate than adults. Usage for children ages 0-4 was 89.5% in 2011 (TTI Survey of Child Restraint Use in Fourteen Texas Cities). The lowest usage rate was for children ages 5-16, with a 79.3% usage rate in 2011 (TTI School age Children Survey in eighteen Texas Cities).

- Motorcycles – Of the 415 motorcyclist fatalities in 2010 (FARS), 244 (59%) were not wearing a helmet.
- Speeding – Of the 2,998 crash fatalities in 2010, 1,190 (40%) were speeding-related (FARS).

Emerging Issues

The issue of distracted driving is in the news on a state, local, and national level at this time. At the forefront of this issue is the use of mobile communication devices such as cell phones, personal digital assistants (PDA) or Smartphones. The use of these devices while driving, including talking, dialing, texting and e-mailing is becoming more prevalent. The task of driving requires full attention and focus. In some cases even one or two seconds can make the difference in avoiding a crash. The following is a list of contributing factors and the number of crashes in 2011 as reported in CRIS:

- Distraction in Vehicle – 70 Fatal and 1,552 Serious Injury Crashes
- Cell/Mobile Phone Use – 46 Fatal Crashes and 690 Serious Injury Crashes
- Driver Inattention – 338 Fatal Crashes and 11,664 Serious Injury Crashes

Data Sources

A variety of data originating from multiple sources is used to assist in problem identification and project and program evaluation. The majority of the data used for problem identification originates from the Department of Transportation's Crash File, which in turn, derives from individual Texas Peace Officers Accident Reports (Form ST-3). Crashes in the TxDOT file are classified as K, A, B or C-level crashes, so named to correspond to the most severe injury resulting from the crash as determined by the investigating officer:

K = at least one person was killed

A = incapacitating injury

B = non-incapacitating injury

C = the most severe injury sustained was a possible injury

Additional roadway inventory data developed and maintained by the TxDOT's Transportation Planning and Programming Division (TP&P) are merged with the crash and injury-related information, thereby allowing analyses relating to vehicle miles traveled and roadway-specific characteristics.

Additional crash data relating to specific location, driver, vehicle, and roadway characteristics, and other contributing factors are collected from the most recently available year's crash data records files compiled and maintained by the TxDOT. Other location-specific crash experience data are also collected at city and county levels. This enables projects to be developed that focus on specific local problem areas, e.g., over-representation of crash causative factors on a specific segment of roadway, different driver age groups, injuries per capita, alcohol, speed, etc. Safety belt and child passenger safety seat use data are obtained from local and statewide observational surveys. Health, injury and emergency response data are collected from the DSHS.

The Texas Crash Records Section (TCRS) continues to enhance the CRIS system. The CRIS data is used in a variety of ways to support problem identification at statewide and local levels by both TxDOT and by potential traffic safety program subgrantees. These range from fixed-format compilations of crash and injury information to special, customized analyses and evaluations directed toward identifying and quantifying specifically targeted local and statewide traffic safety problems. It must be recognized that because of minor differences in coding rules and data certification, FARS data and that reported directly from the Texas Crash File are not always in complete agreement. Each of the performance goal and trend graphical presentations

contains a footnote identifying the sources of the data used for that figure. In addition, the glossary includes a definition/description of each of the performance measures used and the data sources tapped to generate them.

Annual Tracking of Crash and Injury Trends

Texas has presented a series of graphical representations of statewide crash experience trends, with five years data, in each Annual Report to NHTSA on the Texas Traffic Safety Program. These presentations provided a wide variety of crash and casualty information encompassing absolute numbers and mileage-based rates of both crashes and casualties by severity. Over the years, the specific data reported have evolved in response to changing traffic safety priorities at the national level and, at the state level, as a result of on-going internal planning efforts within TxDOT's TRF-TS and the formal strategic planning process initiated in 1997. The current measures tracked and reported annually are enumerated in [Tables 1-15, Goals, Strategies, Performance Measures and Objectives](#).

A key component of the problem identification process is vested in the proposal process for traffic safety funding by prospective traffic safety subgrantees and contractors. This is in addition to the analyses of crash data, tracking of local, state and national trends, application of relevant TxDOT and other research findings, etc. performed under the auspices of TRF.

For each fiscal year, a public announcement for traffic safety project proposals is published in the *Texas Register*. The importance of clear, concise and accurate problem identification, supported with factual crash documentation, is stressed in the requirements provided for potential grantees proposing projects as one of the most important aspects of project proposals. A strong problem identification description accurately defines the nature and magnitude of the specific problem or problems in terms of causes of fatalities, injuries, crashes and property damage. Sufficient source-identified, verifiable data must be provided to justify the traffic safety problem in order for a proposal to be considered. Project proposers also identify specific traffic safety problems through archived and especially collected data from, for example, community assessments, traffic analyses, local speed and occupant restraint use surveys, local law enforcement agencies and hospital and emergency room reports. The proposals must be specific about the site location (city, county, roadway section, statewide), population data, the target audience, and over or under-representations.

It is through analysis and synthesis of the data described above and the stringent requirements placed on potential subgrantees and contractors that the State's traffic safety problems are identified and prioritized for inclusion in the State's annual Highway Safety Performance Plan.

State Demographics Analysis

Geography

Texas, the largest state in the contiguous United States, is bounded by Oklahoma (N); Arkansas (NE); Louisiana (E); the Gulf of Mexico (SE); Mexico, (SW); and New Mexico (W). North to south, Texas stretches 801 miles and the longest east-west distance is 773 miles. The state encompasses 261,797 square miles of land and 6,784 square miles of water.

Population

Texas's population was 25,145,561 as per the 2010 Census. The 2010 U.S. Census indicated that, 46 percent of the population was Anglo, 38 percent Hispanic, 12 percent Black, and 4 percent 'other' racial/ethnic groups. About 27 percent of the population is less than 18 years-old, 63 percent is 18-64, and 10 percent is 65 or older.

Texans live in 254 counties that range in the 2010 U.S. Census population from 82 (Loving) to 4,092,459 (Harris), and approximately 1,215 incorporated cities ranging from 35 (Impact Town) to 2,099,451 (Houston).

Transportation

In 2010, there were 21.9 million registered vehicles in the state, including rental trailers, exempt vehicles and other special categories (TxDMV Vehicle Titles and Registration Division). Licensed drivers numbered 15,157,650 in 2010 (FHWA: Highway Statistics 2010). Of these, 6.5% (982,127) were under 21 years old (with more than 242,724 under 18) and 12.6% were 65 or older (1,913,177).

There are approximately 79,994 centerline miles of state-maintained roadways, including 3,233 miles of Interstate highways, 12,105 miles of US highways and 16,336 miles of Texas State highways. Another 40,939 miles on the state system are designated as Farm or Ranch to Market roads.

In addition to the state-maintained roads, there are approximately 311,249 miles of city and county-maintained streets and highways. While only 26 percent of roadways in Texas are state maintained, 74 percent of all vehicle miles traveled (VMT) occurs on state-maintained highways. In 2010, the average daily VMT on state maintained highways was 475.4 million miles.

The average daily VMT on all roadways in the state was 641 million miles. The average annual VMT on state-maintained highways was 234 billion miles; 230.5 billion on all state roadways (TxDOT – TP&P Division).

STEP 2: SET PERFORMANCE GOALS

Strategic Planning

Beginning with the traffic safety planning process for FY 97, the State initiated periodic, formal traffic safety strategic planning sessions. The most recent strategic planning session occurred October thru December of 2010 for the period FY 2012 - FY 2016. The session re-evaluated the program areas, goals, strategies and reviewed the Traffic Safety Program's mission statement. TxDOT TRF-TS sought public comments by posting a Request for Comments on the Texas Register and sending e-mail notifications to all registered users of the eGrants system. Comments were received from traffic safety and engineering professionals from the TRF at TxDOT headquarters, TxDOT district traffic safety specialists, NHTSA Region 6, representatives from Texas Transportation Institute, San Antonio Metropolitan Planning Organization, Texas Education Agency, Law Enforcement Mobile Video Institute, Texas Tech University, and Texas Center for the Judiciary. As an outgrowth of the strategic planning process, Texas developed 19 specific goals for the traffic safety program, 70 specific strategies, and 39 specific performance measures. Objectives have been established for all 39 performance measures for 2013. These Texas traffic safety goals, strategies, performance measures and objectives for 2013 are outlined in [Tables 1-15, Goals, Strategies, Performance Measures and Objectives](#).

Defining Objectives & Performance Measures

Objectives and performance measures were subsequently developed by TRF-TS to improve safety on Texas roadways and reduce the number of crashes, injuries and fatalities. These objectives and performance measures have been included in the FY 2013 Performance Plan. Several modifications and additions were made to the FY 2013 Plan. TRF-TS has also included the *Traffic Safety Performance Measures for States and Federal Agencies*, defined by NHTSA and the Governors Highway Safety Association (GHSA), as required by NHTSA. The following tables describe these performance measures, and provide a cross reference to TxDOT's measures:

Types of Performance Measures

Type	Description
Core Outcome Measures	<i>Used to set national and State goals, allocate resources and measure overall progress (may include crashes, injuries, or fatalities, and may be presented as numbers, rates, percentages, or ratios).</i>
Behavioral Measures	<i>Provide a link between specific activities and outcomes by assessing whether the activities have influenced behavior (may include observed behavior on the road such as direct observations of seat belt use or vehicle speed, or self-reported behavior, program awareness, and attitudes obtained through surveys).</i>
Activity Measures	<i>Document program implementation and measure specific actions taken to reduce crashes, injuries and fatalities (a variety of actions taken by law enforcement, courts, media, education, and others).</i>
Survey	<i>Periodic surveys to track driver attitudes and awareness concerning impaired driving, seat belt use, and speeding issues.</i>

Performance Measure Description and Cross-Reference

NHTSA Perf. Measure	Description	Data Source	TxDOT Perf. Measure #	Figure #
Core Outcome Measures				
C-1	Number of traffic fatalities (3-year or 5-year moving averages)	FARS	4	4
C-2	Number of serious injuries in traffic crashes	CRIS	5	5
C-3	Fatalities/VMT (including rural, urban, and total fatalities)	FARS	1,2,3	1,2,3
C-4	Number of unrestrained passenger vehicle occupant fatalities, all seat positions	FARS	21	13
C-5	Number of fatalities in crashes involving a driver or motorcycle operator with a blood alcohol concentration of .08 g/dL or higher	FARS	10	8
C-6	Number of speeding-related fatalities	FARS	28	18
C-7	Number of motorcyclist fatalities	FARS	14	10
C-8	Number of un-helmeted motorcyclist fatalities	FARS	15	10
C-9	Number of drivers 20 or younger involved in fatal crashes	FARS	6	6
C-10	Number of pedestrian fatalities	FARS	22	14
Behavioral Measures				
B-1	Observed seat belt use for passenger vehicles, front seat outboard occupants	Survey	18	12
Activity Measures				
A-1	Number of seat belt citations issued during grant-funded enforcement activities	eGrants	17	N/A
A-2	Number of impaired-driving arrests made during grant-funded enforcement activities	eGrants	11	N/A
A-3	Number of speeding citations issued during grant-funded enforcement activities	eGrants	27	N/A
Survey				
Survey-1	NHTSA and GHSA's Survey of Driver attitudes and awareness concerning impaired driving, seat belt use, and speeding issues.	Survey	32	N/A

Note: The information in this table is taken from NHTSA's Traffic Tech publication number 371, April 2009, entitled Traffic Safety Performance Measures for States and Federal Agencies.

As a result of these changes, the thirty-nine performance measures enumerated in [Tables 1-15, Goals, Strategies, Performance Measures and Objectives](#) have been established to track NHTSA state-by-state goals and projections.

Table 1. Goals, Strategies, Performance Measures and Objectives

<i>Goals</i>	<i>Strategies</i>	<i>Performance Measures</i>	<i>Most Recent Status</i>	<i>2013 Objective</i>
Overall State Goal				
<p>To reduce the number of motor vehicle crashes, injuries and fatalities</p>		<ol style="list-style-type: none"> 1. Mileage Death Rate [NHTSA C-3] 2. Mileage Death Rate (FARS – Urban) 3. Mileage Death Rate (FARS – Rural) 4. Number of traffic fatalities (FARS) [NHTSA C-1] 5. Number of serious injuries in traffic crashes (CRIS) [NHTSA C-2] 6. Number of drivers age 20 or younger involved in fatal crashes (FARS) [NHTSA C-9] 	<p>1.28/100M VMT (2011 CRIS) 1.29/100M VMT (2010 FARS)</p> <p>0.92/100 M VMT (2010 FARS)</p> <p>2.12/100M VMT (2010 FARS)</p> <p>2,998 (2010 FARS)</p> <p>79,500 serious injuries in traffic crashes (2011 CRIS)</p> <p>461 drivers age 20 or younger involved in fatal crashes (2010 FARS)</p>	<p>1.27 fatalities per 100M VMT (CRIS) 1.28 fatalities per 100M VMT (FARS)</p> <p>0.91/100 M VMT (FARS) in Urban areas (FARS)</p> <p>2.11/100 M VMT in Rural areas (FARS)</p> <p>2,995 traffic fatalities (FARS)</p> <p>79,495 serious injuries in traffic crashes (CRIS)</p> <p>460 drivers age 20 or younger involved in fatal crashes (FARS)</p>

Table 2. Goals, Strategies, Performance Measures and Objectives

Goals	Strategies	Performance Measures	Most Recent Status	2013 Objective
Planning and Administration Program Area – 01				
<p>To provide effective and efficient management of the Texas Traffic Safety Program</p>	<p>Provide training and assistance for local and statewide traffic safety problem identification.</p> <p>Provide procedures and training on highway safety planning and project development.</p> <p>Ensure availability of program and project management training.</p> <p>Review and update program procedures as needed.</p> <p>Conduct periodic project monitoring and evaluation of traffic safety activities.</p> <p>Perform accurate accounting and efficient reimbursement processing.</p> <p>Maintain coordination of traffic safety efforts and provide technical assistance. Provide technical assistance and support for the Strategic Highway Safety Plan.</p>	<p>7. Publication of Traffic Safety Program deliverables including HSPP, response to Management Review, and Annual Report.</p> <p>8. Number of training sessions provided.</p>	<p>FY 2011 Annual Report</p> <p>FY 2012 Highway Safety Performance Plan</p> <p>FY 2012 Office of Inspector General (OIG) Reviews</p> <p>FY 2012 Highway Safety Program Management Course</p> <p>Proposal Training</p> <p>FY 2011 Annual Report</p>	<p>FY 2012 Annual Report</p> <p>FY 2013 Highway Safety Performance Plan</p> <p>FY 2013 NHTSA Management Review</p> <p>Traffic Safety Staff Training</p> <p>eGrants Trainings</p>

Table 3. Goals, Strategies, Performance Measures and Objectives

Goals	Strategies	Performance Measures	Most Recent Status	2013 Objective
Alcohol and Other Drug Countermeasures Program Area – 02				
<p>To reduce the number of alcohol impaired and driving under the influence of alcohol and other drug-related crashes, fatalities and injuries.</p>	<p>Increase and sustain high visibility enforcement of DWI laws.</p> <p>Improve BAC testing and reporting to the State's crash records information system.</p> <p>Improve anti-DWI public information and education campaigns including appropriate bilingual campaigns.</p> <p>Increase the number of law enforcement task forces and coordinated enforcement campaigns.</p> <p>Increase training for anti-DWI advocates.</p> <p>Increase intervention efforts.</p> <p>Improve and increase training for law enforcement officers. Improve DWI processing procedures.</p> <p>Improve adjudication and processing of DWI cases through improved training for judges, administrative license revocation judges, prosecutors, and probation officers. Increase the use of warrants for mandatory blood draws.</p> <p>Educate the public and stakeholders on the use of interlock devices and other alcohol monitoring technologies for DWI offenders.</p> <p>Improve education programs on alcohol and driving for youth.</p>	<p>9. Number of DUI-related (alcohol or other drugs) KAB crashes (CRIS)</p> <p>10. Number of fatalities in crashes involving a driver or motorcycle operator with a BAC of .08 or above (FARS) [NHTSA C-5]</p> <p>11. Number of impaired-driving arrests made during grant funded enforcement activities (eGrants) [NHTSA A-2]</p>	<p>8,048 DUI-related (alcohol or other drugs) KAB crashes (2011 CRIS)</p> <p>1,259 fatalities involving a driver or motorcycle operator with a BAC of .08 or above (2010 FARS)</p> <p>10,946 impaired-driving arrests made during enforcement activities (2011 eGrants)</p>	<p>8,040 DUI-related (alcohol or other drugs) KAB crashes (CRIS)</p> <p>1,256 fatalities involving a driver or motorcycle operator with a BAC of .08 or above (FARS)</p> <p>NHTSA Activity Measure (No objective set)</p>
<p>To reduce the number of DUI-related crashes where the driver is under age 21</p>	<p>Increase enforcement of driving under the influence by minors laws.</p> <p>Increase public education and information, concentrating on youth age 5-13 and 14-20, including parent education on drinking.</p>	<p>12. Number of 16-20 year old DUI drivers (alcohol or other drugs) in KAB crashes per 100,000 16-20 year-olds (CRIS)year-olds (CRIS)</p>	<p>47.60 16-20 year old DUI drivers (alcohol or other drugs) in KAB crashes per 100,000 16-20 year-olds (2011 CRIS)</p>	<p>47.59 16-20 year old DUI drivers (alcohol or other drugs) in KAB crashes per 100,000 16-20 year-olds (CRIS)</p>

Section Two: PERFORMANCE PLAN

Table 4. Goals, Strategies, Performance Measures and Objectives

Goals	Strategies	Performance Measures	Most Recent Status	2013 Objective
Emergency Medical Services Program Area – 03				
<p>To improve EMS care and support provided to motor vehicle trauma victims in rural and frontier areas of Texas.</p>	<p>To increase the availability of EMS training in rural and frontier areas.</p> <p>Increase EMS involvement in local community safety efforts.</p>	<p>13. Number of students trained in EMS classes</p>	<p>3,733 students trained in EMS classes (2011 eGrants)</p>	<p>750 students trained in EMS classes</p>

Table 5. Goals, Strategies, Performance Measures and Objectives

Goals	Strategies	Performance Measures	Most Recent Status	2013 Objective
Motorcycle Safety Program Area – 04				
<p>To reduce the number of motorcyclist fatalities</p>	<p>Improve public information and education on motorcycle safety, including the value of wearing a helmet.</p> <p>Improve public information and education on the value of not operating a motorcycle while under the influence of alcohol and/or other drugs.</p> <p>Increase public information and education on motorists' responsibility pertaining to motorcycle safety.</p> <p>Increase rider education and training.</p> <p>Improve education and awareness of motorcycle safety among law enforcement and EMS personnel, educators and state & local traffic engineers.</p>	<p>14. Number of motorcyclist fatalities (FARS) [NHTSA C-7]</p> <p>15. Number of un-helmeted motorcyclist fatalities (FARS) [NHTSA C-8]</p> <p>16. Number of motorcyclist fatalities involving a motorcycle operator with a BAC of .08 or above (CRIS)</p>	<p>415 motorcyclist fatalities (2010 FARS)</p> <p>244 un-helmeted motorcyclist fatalities (2010 FARS)</p> <p>94 motorcycle operator fatalities with a BAC of .08 or above (2011 CRIS)</p>	<p>414 motorcyclist fatalities FARS)</p> <p>243 un-helmeted motorcyclists fatalities (FARS)</p> <p>93 motorcycle operator fatalities with a BAC of .08 or above (CRIS)</p>

Table 6. Goals, Strategies, Performance Measures and Objectives

Goals	Strategies	Performance Measures	Most Recent Status	2013 Objective
Occupant Protection Program Area – 05				
<p>To increase occupant restraint use in all passenger vehicles and trucks</p>	<p>Sustain high visibility enforcement of occupant protection laws.</p> <p>Increase public information and education campaigns.</p> <p>Increase intervention efforts by healthcare professionals, teachers, and all safety advocates.</p> <p>Concentrate efforts on historically low use populations.</p> <p>Increase occupant protection education, training, and awareness of safety belt issues for law enforcement, judges and prosecutors.</p> <p>Increase training opportunities and retention of child passenger safety (CPS) technicians and instructors.</p> <p>Increase EMS/fire department involvement in CPS fitting stations.</p> <p>Maintain CPS seat distribution programs for low income families.</p>	<p>17. Number of seat belt citations issued during grant-funded enforcement activities (2009 eGrants) [NHTSA A-1]</p> <p>18. Driver and outboard front seat passenger restraint use [NHTSA B-1]</p> <p>19. Safety belt use rate by children age 5-16</p> <p>20. Child passenger restraint use rate for children ages 0-4</p> <p>21. Number of unrestrained passenger vehicle occupant fatalities, all seat positions (FARS) [NHTSA C-4]</p>	<p>62,658 safety belt citations (2011 eGrants)</p> <p>94.04 percent (2012 TTI)</p> <p>79.2 percent (2011 TTI)</p> <p>89.5 percent (2011 TTI)</p> <p>834 unrestrained passenger vehicle occupant fatalities, all seat positions (2010 FARS)</p>	<p>NHTSA Activity Measure (No objective set)</p> <p>94.05 percent (TTI)</p> <p>79.3 percent (TTI)</p> <p>89.6 percent (TTI)</p> <p>833 unrestrained passenger vehicle occupant fatalities, all seat positions (FARS)</p>

Table 7. Goals, Strategies, Performance Measures and Objectives

Goals	Strategies	Performance Measures	Most Recent Status	2013 Objective
Pedestrian and Bicyclist Safety Program Area – 06				
<p>To reduce the number of motor vehicle-related pedestrian and bicyclist fatalities</p>	<p>Increase public information and education on motorists' responsibilities pertaining to pedestrian and bicyclist safety.</p> <p>Increase public information and education efforts on pedestrian and bicyclist safety.</p> <p>Improve "walkability" and "bikeability" of roads and streets.</p> <p>Improve data collection on pedestrian injuries and fatalities.</p> <p>Improve identification of problem areas for pedestrians</p>	<p>22. Number of pedestrian fatalities (FARS) [NHTSA C-10]</p> <p>23. Number of bicyclist fatalities (CRIS)</p>	<p>345 pedestrian fatalities (2010 FARS)</p> <p>46 bicyclist fatalities (2011 CRIS)</p>	<p>343 pedestrian fatalities (FARS)</p> <p>Maintain 46 bicyclist fatalities (CRIS)</p>

Table 8. Goals, Strategies, Performance Measures and Objectives

Goals	Strategies	Performance Measures	Most Recent Status	2013 Objective
Police Traffic Services Program Area – 07				
<p>To increase effective enforcement and adjudication of traffic safety-related laws to reduce fatal and serious injury crashes</p> <p>To reduce commercial motor vehicle crashes, injuries and fatalities involving vehicles with a Gross Vehicle Weight Rating (GVWR) of 10,000 pounds or greater</p>	<p>Increase public education and information campaigns regarding enforcement activities.</p> <p>Increase and sustain enforcement of traffic safety-related laws.</p> <p>Provide technical and managerial support to local law enforcement agencies and highway safety professionals.</p> <p>Increase and sustain high visibility enforcement of Intersection Traffic Control (ITC) laws.</p> <p>Increase public information and education on intersection related traffic issues.</p> <p>Increase public information and education on sharing the road with commercial motor vehicles (CMV).</p> <p>Increase enforcement of commercial motor vehicle speed limits.</p>	<p>24. Number of intersection and intersection-related KAB crashes (CRIS)</p> <p>25. Number of CMV (large truck) involved fatalities. All crashes involve at least one vehicle with a vehicle body type of "Semi-Trailer" or "Truck-Tractor" (CRIS)</p> <p>26. Number of CMV (large truck) involved: fatal crashes. All crashes involve at least one vehicle with a vehicle body type of "Semi-Trailer" or "Truck-Tractor" (CRIS)</p>	<p>25,021 intersection and intersection-related KAB crashes (2011 CRIS)</p> <p>210 fatalities in crashes involving motor vehicles with a body type of 'semi-trailer' or 'truck-tractor' (2011 CRIS)</p> <p>277 fatal crashes involving motor vehicles with a body type of 'semi-trailer' or 'truck-tractor' (2011 CRIS)</p>	<p>25,018 intersection and intersection-related KAB crashes (CRIS)</p> <p>209 fatalities for vehicles with a body type of 'semi-trailer' or 'truck-tractor' (CRIS)</p> <p>276 fatal crashes for motor vehicles with a body type of 'semi-trailer' or 'truck-tractor' (CRIS)</p>

Table 9. Goals, Strategies, Performance Measures and Objectives

Goals	Strategies	Performance Measures	Most Recent Status	2013 Objective
Speed Control Program Area – 08				
<p>To reduce the number of speed-related fatal and serious injury crashes</p>	<p>Increase and sustain high visibility enforcement of speed-related laws. Provide community training on speed-related issues.</p> <p>Increase public information and education concerning speed-related issues.</p>	<p>27. Number of speeding related citations issued during grant-funded enforcement activities (2010 eGrants) [NHTSA A-3]</p> <p>28. Number of speeding-related fatalities (FARS) [NHTSA C-6]</p>	<p>281,128 speed citations (2011 eGrants)</p> <p>1,190 speeding-related fatalities (2010 FARS)</p>	<p>NHTSA Activity Measure (No objective set)</p> <p>1,187 speeding-related fatalities (FARS)</p>

Table 10. Goals, Strategies, Performance Measures and Objectives

Goals	Strategies	Performance Measures	Most Recent Status	2013 Objective
Traffic Records Program Area – 09				
<p>To improve the timeliness of, quality of, availability of, and linkages of records between crash data bases</p>	<p>Improve the intake, tracking, analysis and reporting of crash data.</p> <p>Improve the integration of traffic records between state agencies and local entities.</p>	<p>29. Days to report local crash data to CRIS after crash occurrence</p> <p>30. Days for crash data to be accessible from CRIS after receiving report of crash from peace officer (CR-3)</p>	<p>Average is 19 business days as of August 2012 (TRF-CR)</p> <p>Average is 7 business days as of August 2012 (TRF-CR)</p>	<p>18 business days average</p> <p>6 business days from CRIS to availability</p>

Table 11. Goals, Strategies, Performance Measures and Objectives

Goals	Strategies	Performance Measures	Most Recent Status	2013 Objective
Driver Education and Behavior Program Area – 10				
<p>To increase public knowledge, perception and understanding of driver education and traffic safety for all road users</p> <p>To reduce the number of crashes and injuries related to distracted driving.</p>	<p>Develop and implement public information and education efforts on traffic safety issues.</p> <p>Provide assistance to update the drivers' education curriculum and administrative standards.</p> <p>Conduct and assist local, state and national traffic safety campaigns.</p> <p>Implement and evaluate countermeasures to reduce the incidence of distracted driving.</p> <p>Conduct public information and education campaigns related to distracted driving.</p> <p>Improve the recording of distracted driving as a contributing factor on crash reports.</p>	<p>31. Number of media impressions reached with traffic safety messages</p> <p>32. Driver Attitudes and Awareness concerning impaired driving, seat belt use, and speeding issues (Survey – 1)</p> <p>33. Number of Distracted Driving related KAB Crashes (CRIS)</p>	<p>Over 1.1 billion media impressions reached with traffic safety messages (2011 Annual Report)</p> <p>Conducted 1 survey in Summer 2012</p> <p>12,353 distracted driving related KAB crashes (CRIS 2011)</p>	<p>Maintain 1.1 billion media impressions reached with traffic safety messages</p> <p>Conduct at least 1 survey in Summer 2013</p> <p>12,350 distracted driving related KAB crashes (CRIS)</p>

Table 12. Goals, Strategies, Performance Measures and Objectives

Goals	Strategies	Performance Measures	Most Recent Status	2013 Objective
Railroad / Highway Crossing Program Area – 11				
To reduce KAB crashes at railroad/highway crossings	Increase education of law enforcement concerning laws governing railroad/highway crossings. Increase public education and Information campaigns.	34. Number of KAB crashes at railroad/highway crossings (CRIS)	124 KAB crashes at railroad/ highway crossings (2011 CRIS)	123 KAB crashes at railroad/highway crossings (CRIS)

Table 13. Goals, Strategies, Performance Measures and Objectives

Goals	Strategies	Performance Measures	Most Recent Status	2013 Objective
Roadway Safety Program Area – 12				
<p>To reduce the number of traffic crashes, injuries, and fatalities in work zones per 100 million vehicle miles traveled</p> <p>To increase knowledge of roadway safety and current technologies among people involved in engineering, construction, and maintenance areas at both the state and local level</p>	<p>Increase public education and information on roadway safety.</p> <p>Provide traffic safety problem identification to local jurisdictions.</p> <p>Improve highway design and engineering through training.</p> <p>Provide training on roadway safety issues.</p>	<p>35. Number of serious injuries in work zones (CRIS)</p> <p>36. Number of fatalities in work zones (CRIS)</p> <p>37. Number of persons trained in roadway safety classes</p>	<p>2,964 serious injuries in work zones (2011 CRIS)</p> <p>115 fatalities in work zones (2011 CRIS)</p> <p>3,500 students in roadway safety classes (2011 Annual Report)</p>	<p>2,961 serious injuries in work zones (CRIS)</p> <p>114 fatalities in work zones (CRIS)</p> <p>3,006 students in roadway safety classes</p>

Table 14. Goals, Strategies, Performance Measures and Objectives

Goals	Strategies	Performance Measures	Most Recent Status	2013 Objective
Safe Communities Program Area -13				
<p>To establish integrated community traffic safety programs to prevent traffic-related fatalities and injuries</p>	<p>Support the Safe Communities Coalitions.</p> <p>Support statewide the Texas Safe Community process by providing education, training, and coordination on how to initiate and conduct community based traffic safety programs and how communities can become designated as a Texas Safe community Coalition.</p>	<p>38. Number of Safe Communities coalitions</p>	<p>16 coalitions (2011 NHTSA)</p>	<p>Maintain a minimum of 16 coalitions</p>

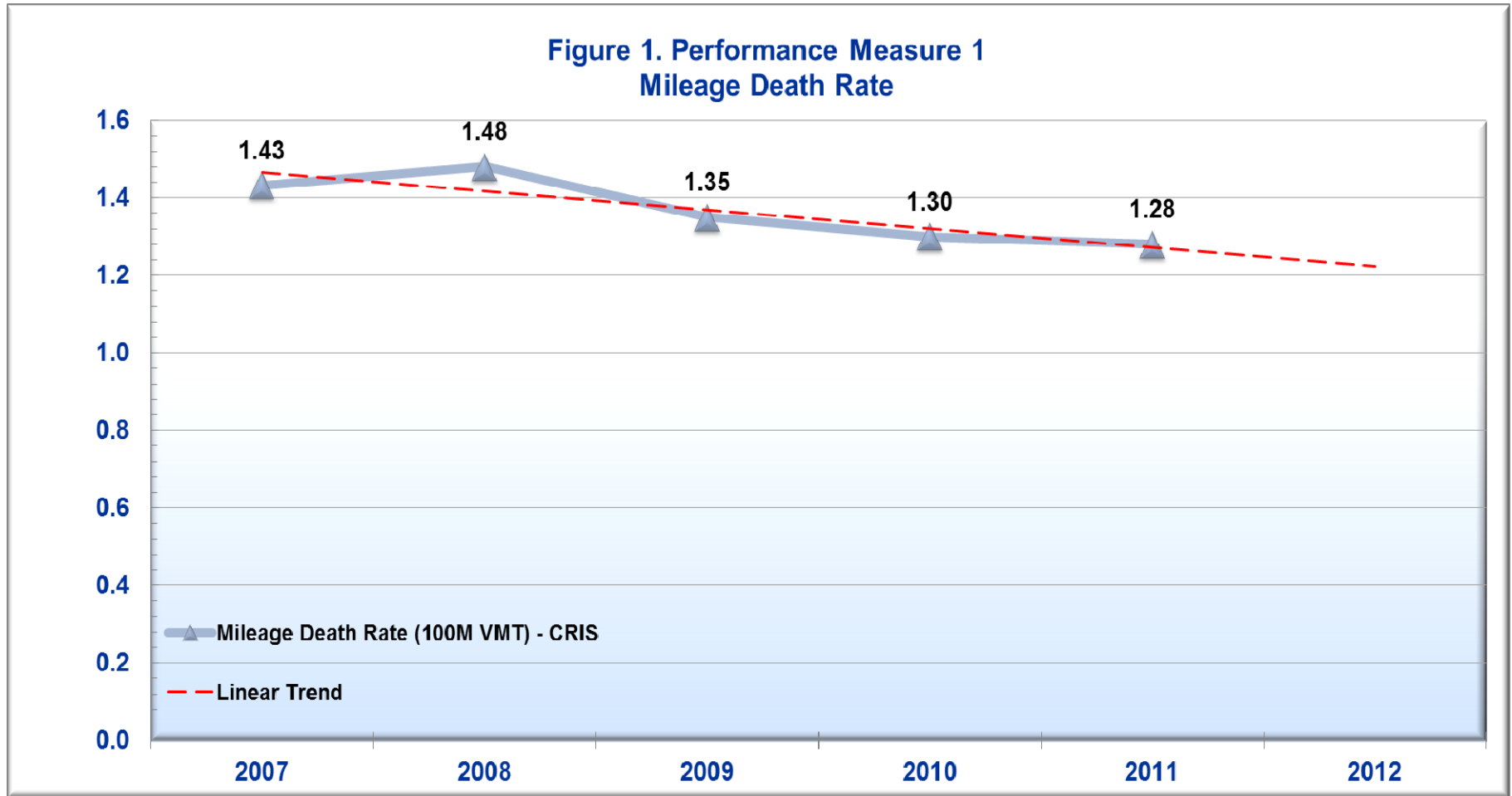
Table 15. Goals, Strategies, Performance Measures and Objectives

Goals	Strategies	Performance Measures	Most Recent Status	2013 Objective
School Bus Program Area -14				
To reduce School bus-related crashes, injuries and fatalities	Provide safe school bus operation training for school bus drivers. Provide public information and education campaigns to promote safe motor vehicle operations around school buses.	39. Number of school bus passenger fatalities per year on a five year average (FARS)	0.4 school bus passenger fatalities (2010 FARS)	Maintain 0.4 school bus passenger fatalities (FARS)

NOTE: Performance Measures in which include a NHTSA number are the National Traffic Safety Performance Measures for States and Federal Agencies as defined by NHTSA. (Numbering: C = Core Outcome Measure, B=Behavioral Measures)

Performance Measure: Mileage Death Rate

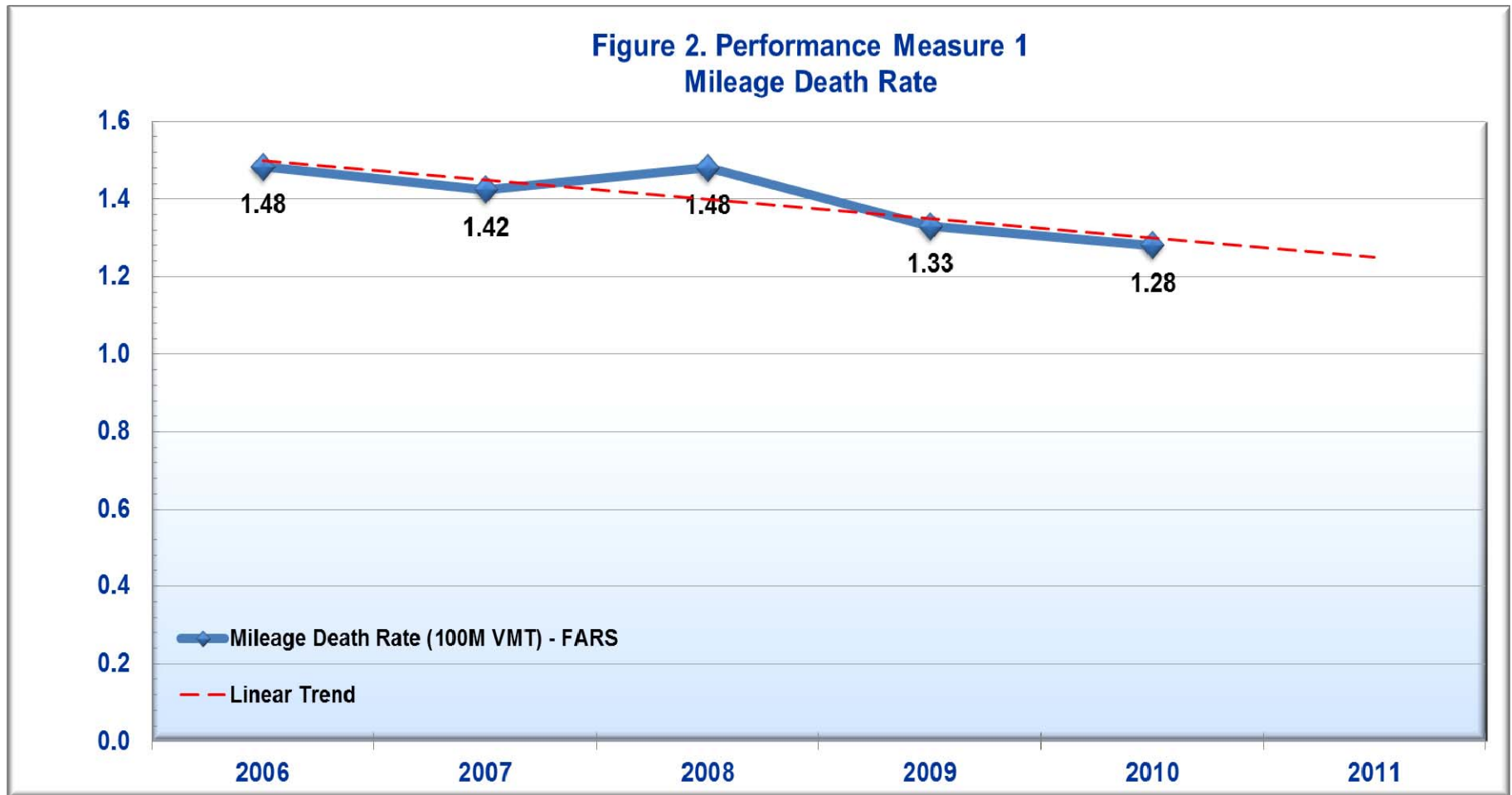
2013 Objective: 1.27 fatalities per 100M VMT (CRIS)



Data Source: CRIS June 8, 2012.

Performance Measure: Mileage Death Rate

2013 Objective: 1.27 fatalities per 100M VMT (FARS)

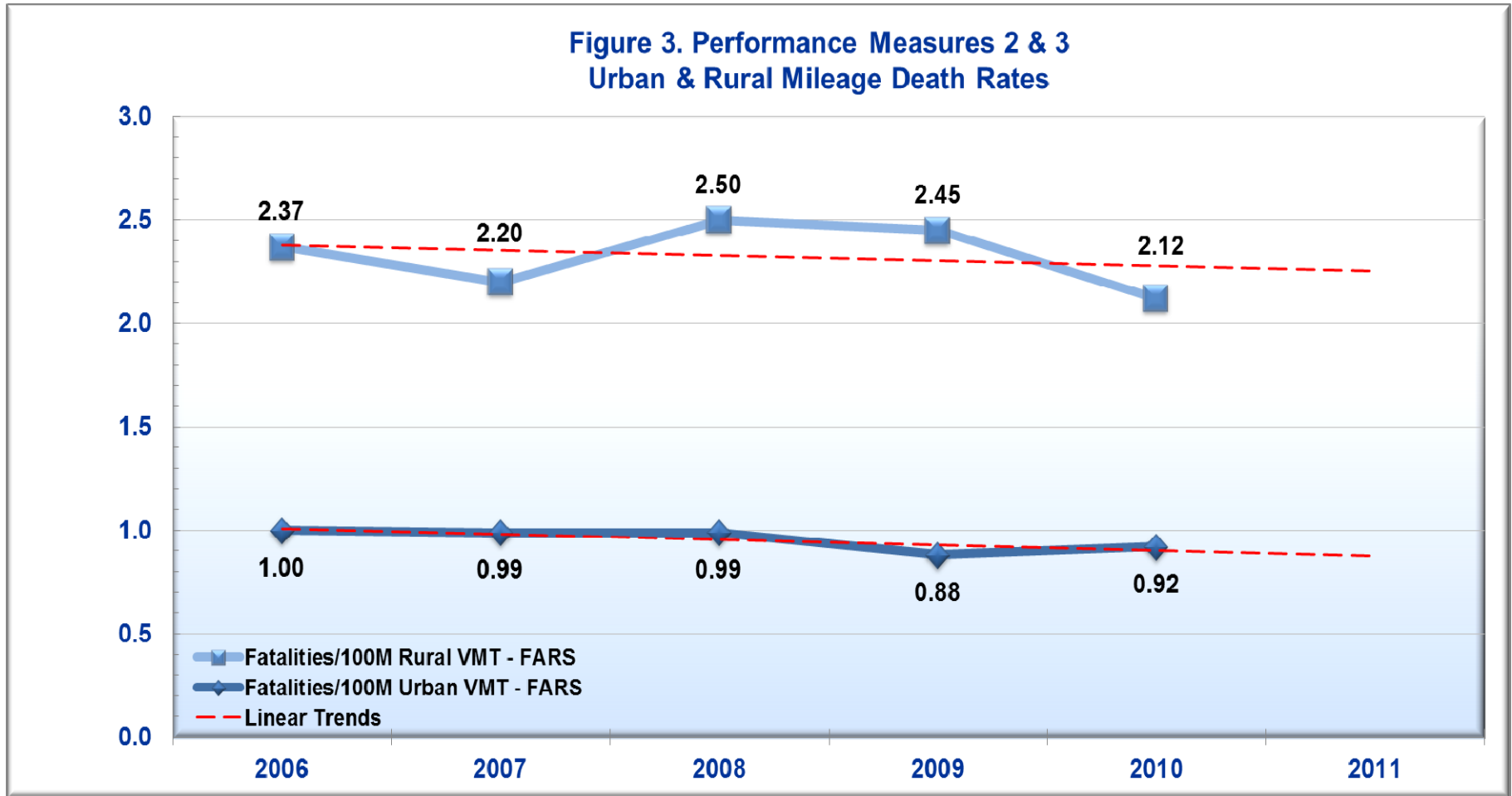


Data Source: NHTSA Traffic Safety Facts Texas 2006-2010

Performance Measures: Urban & Rural Mileage Death Rates

2013 Objective: Urban - 0.91 fatalities per 100M VMT (FARS)

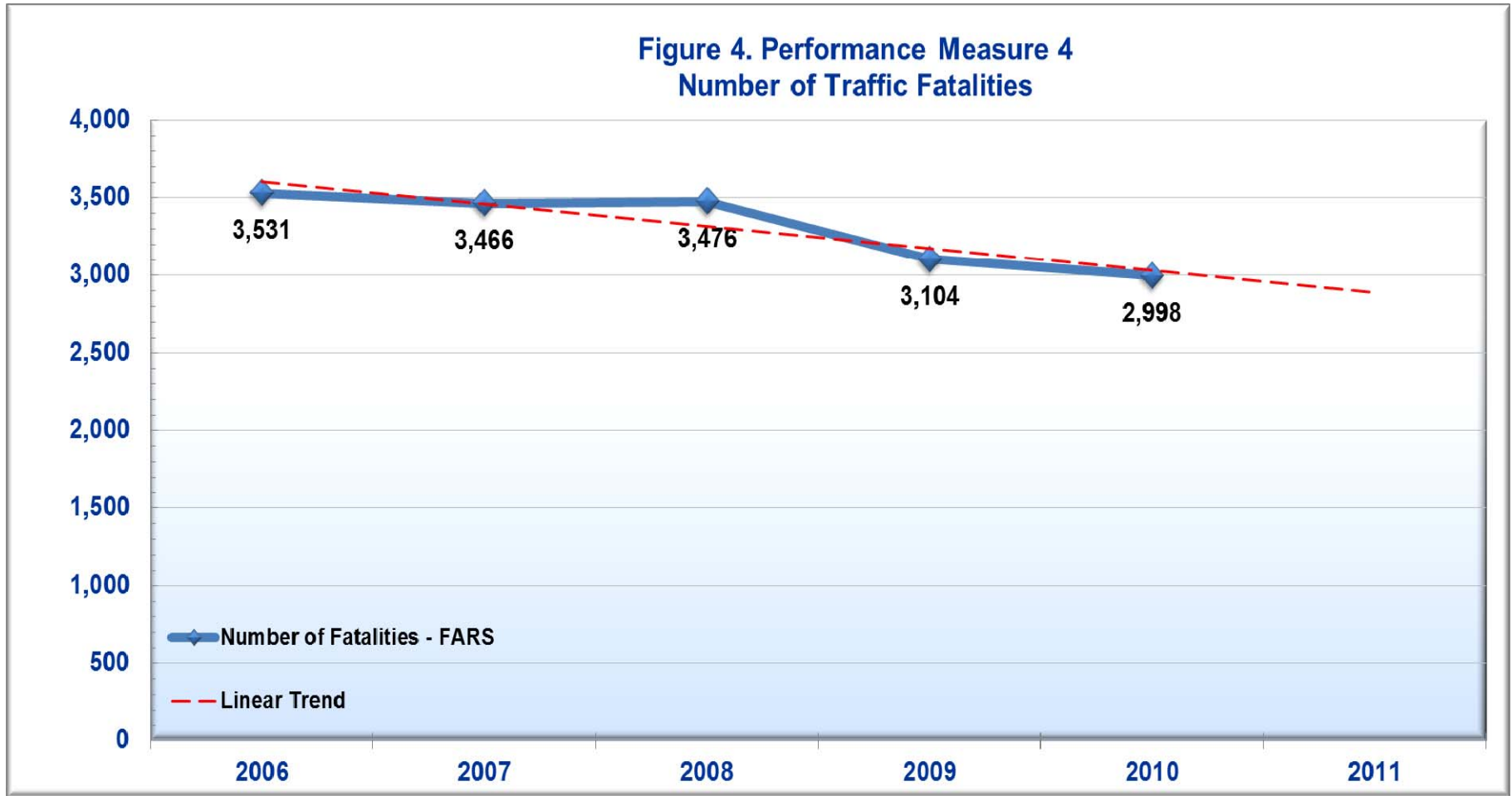
Rural - 2.11 fatalities per 100M VMT (FARS)



Data Source: NHTSA Traffic Safety Facts Texas 2006-2010

Performance Measure: Number of Traffic Fatalities

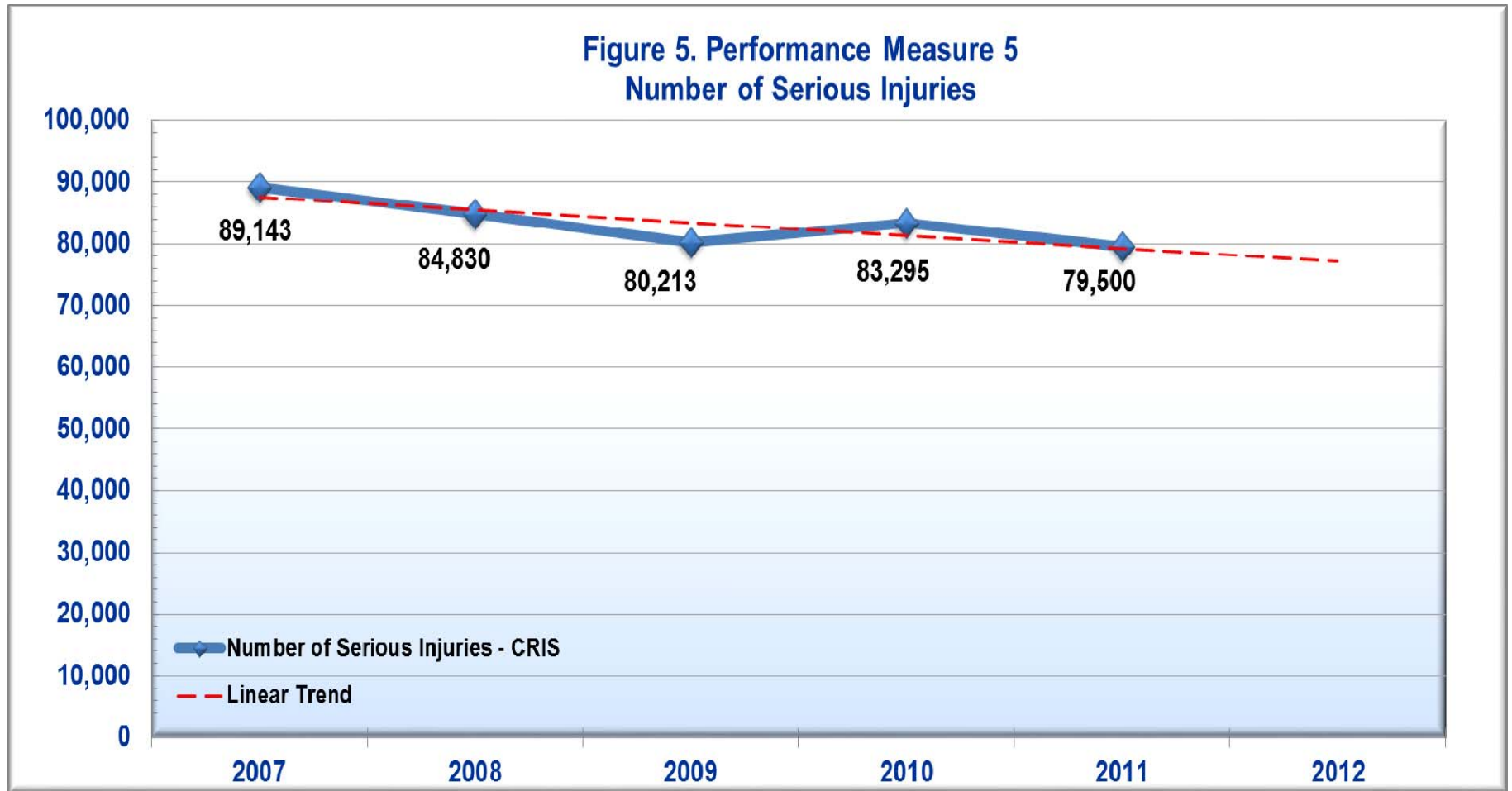
2013 Objective: 2,995 traffic fatalities (FARS)



Data Source: NHTSA Traffic Safety Facts Texas 2006-2010

Performance Measure: Number of Serious Injuries in Traffic Crashes

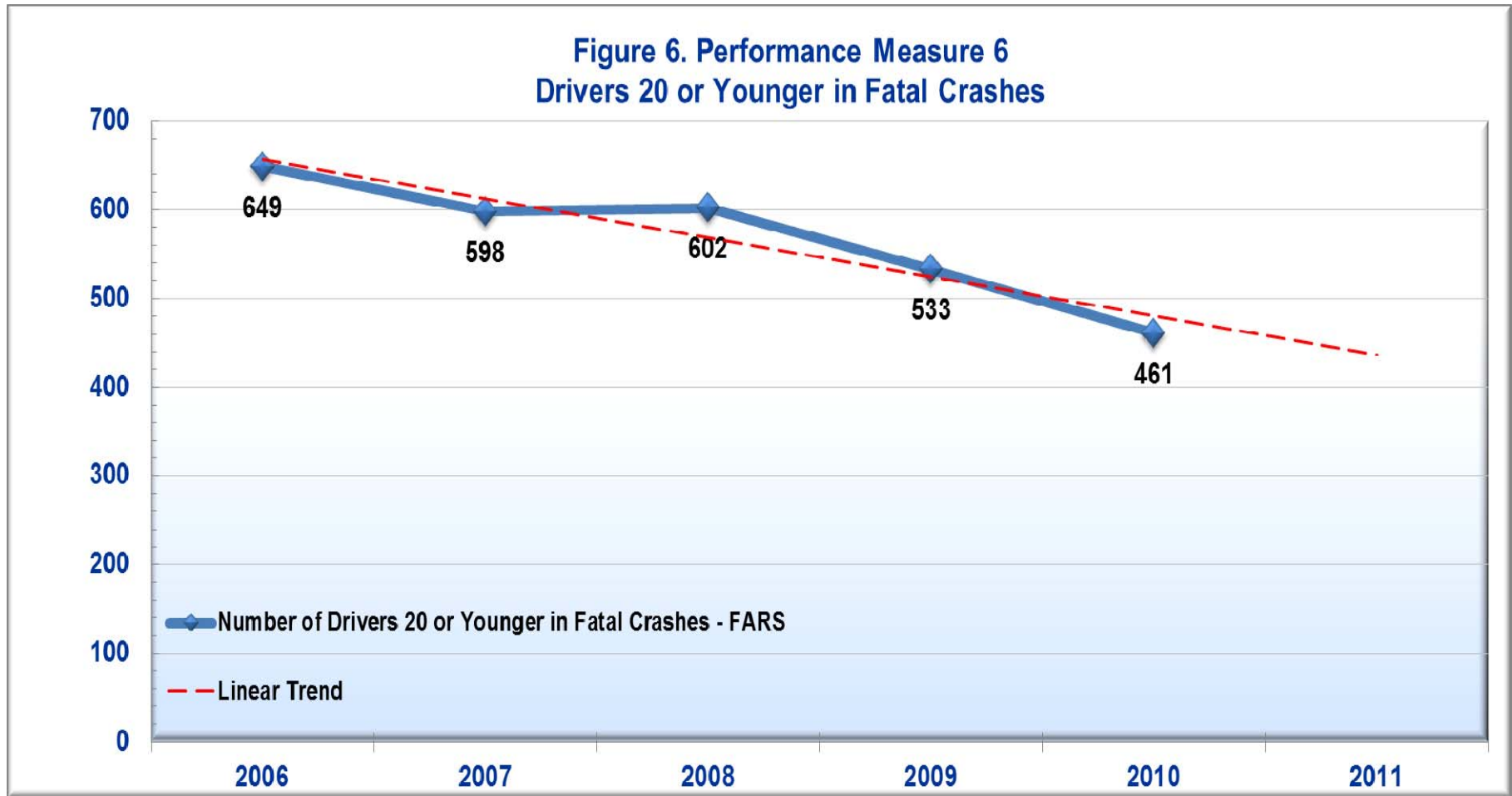
2013 Objective: 79,495 serious injuries (CRIS)



Data Source: CRIS June 8, 2012

Performance Measure: Number of Drivers 20 or Younger in Fatal Crashes

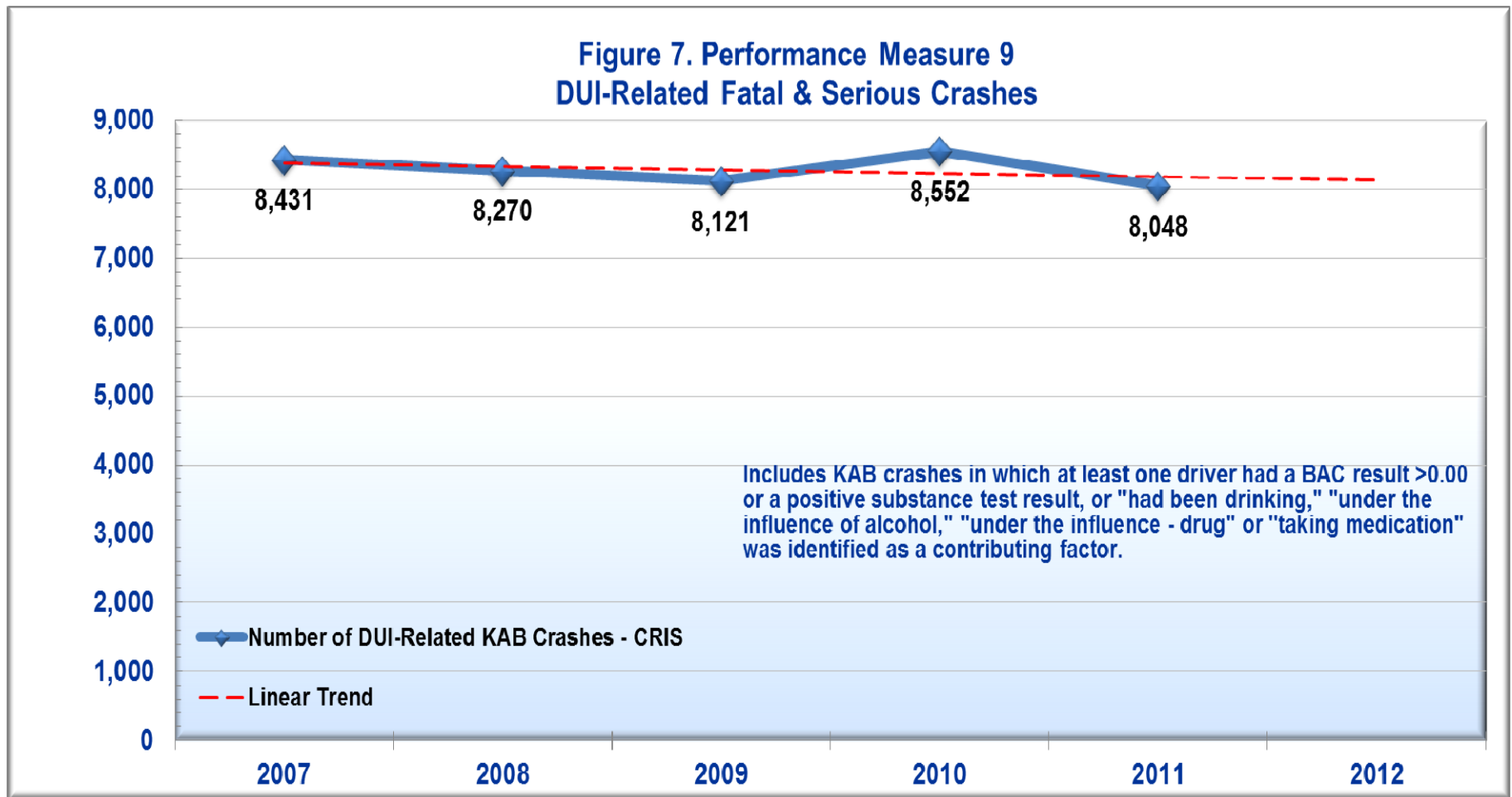
2013 Objective: 460 drivers \leq 20 in fatal crashes



Data Source: NHTSA Traffic Safety Facts Texas 2006-2010

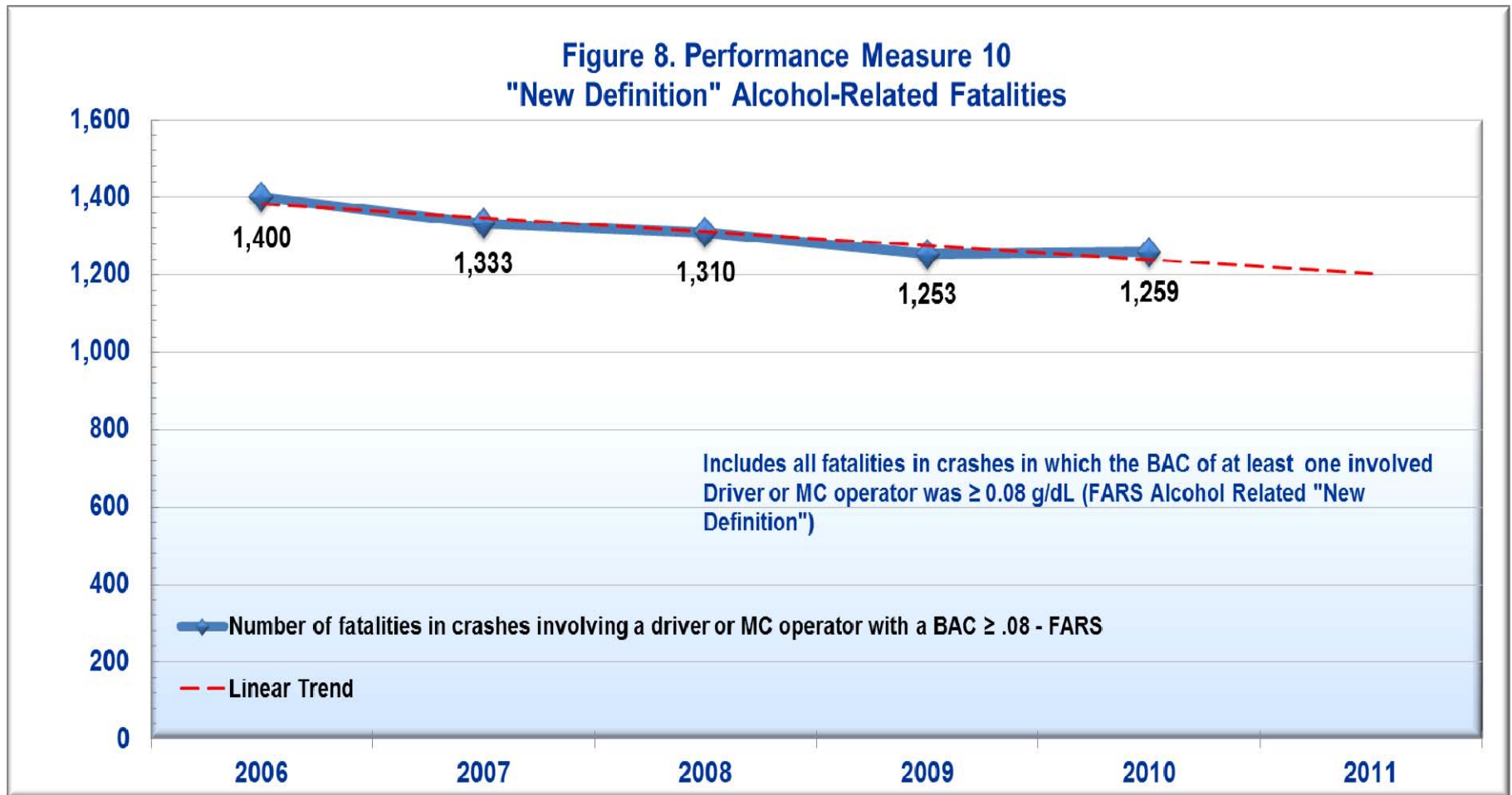
Performance Measure: Number of DUI-Related KAB Crashes

2013 Objective: 8,040 DUI-related KAB crashes (CRIS)



Data Source: CRIS June 8, 2012

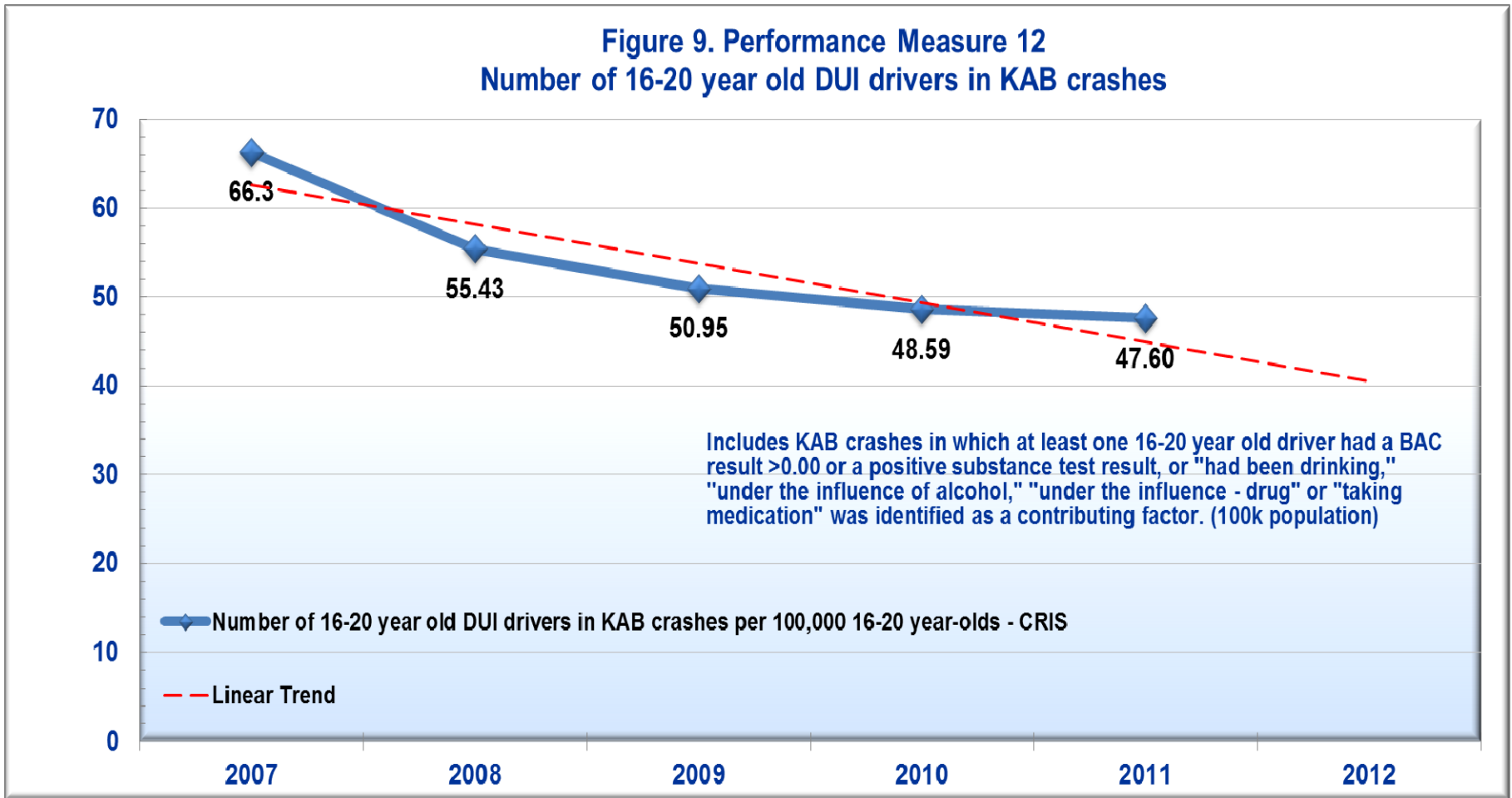
Performance Measure: Number of Alcohol-Related Fatalities in Crashes Involving a Driver or MC Operator with BAC \geq .08 2013 Objective: 1,256 alcohol-related fatalities FARS)



Data Source: NHTSA Traffic Safety Facts Texas 2006-2010

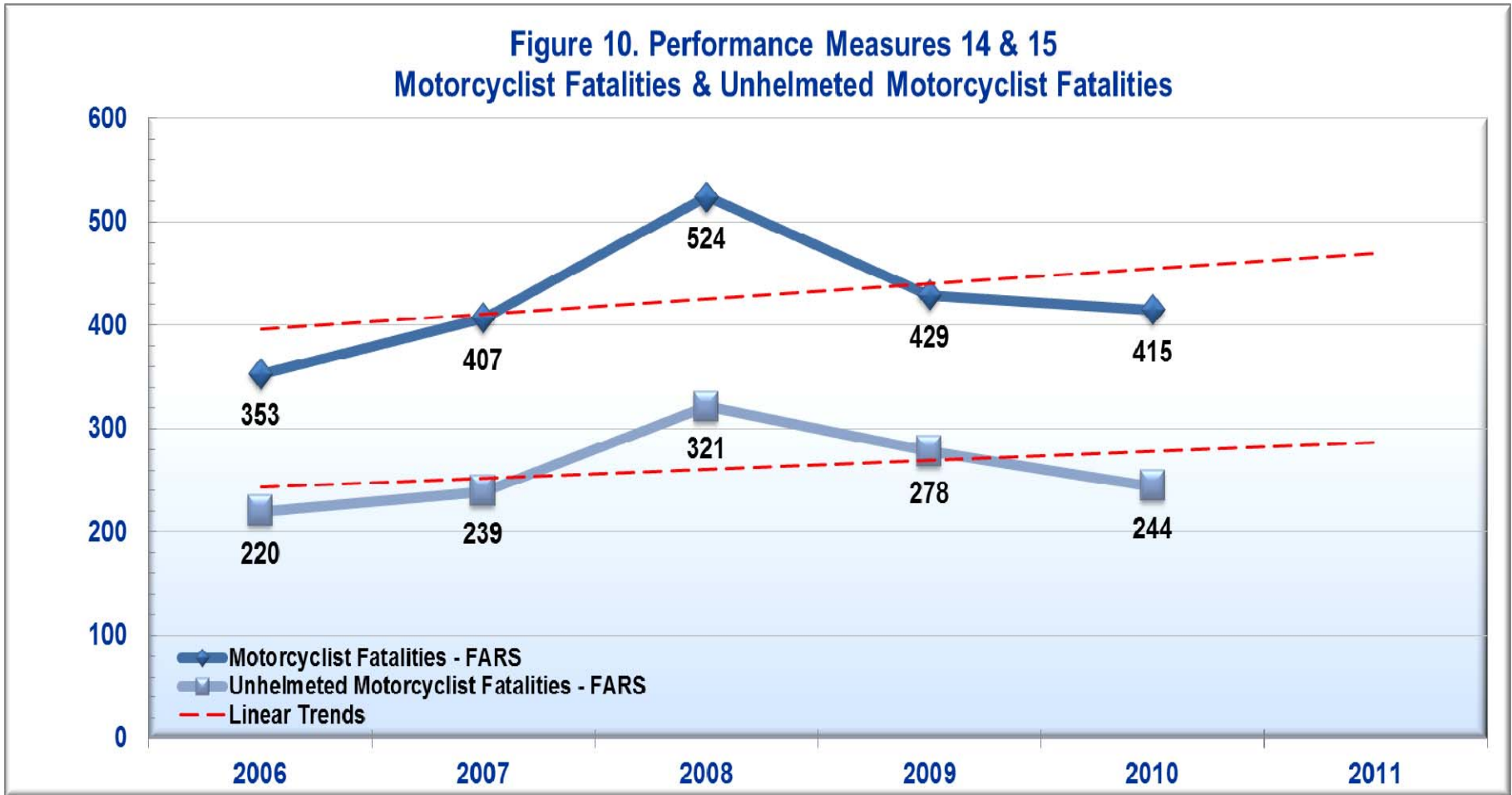
Performance Measure: 16-20 Year Old DUI Drivers in Fatal and Serious Crashes per 100,000 16-20 Year-olds in Texas

2013 Objective: 47.59 DUI-related drivers in KAB crashes/ 100,000 16-20 year-olds (CRIS)



Data Source: CRIS June 8, 2012. U.S. Census Estimated.

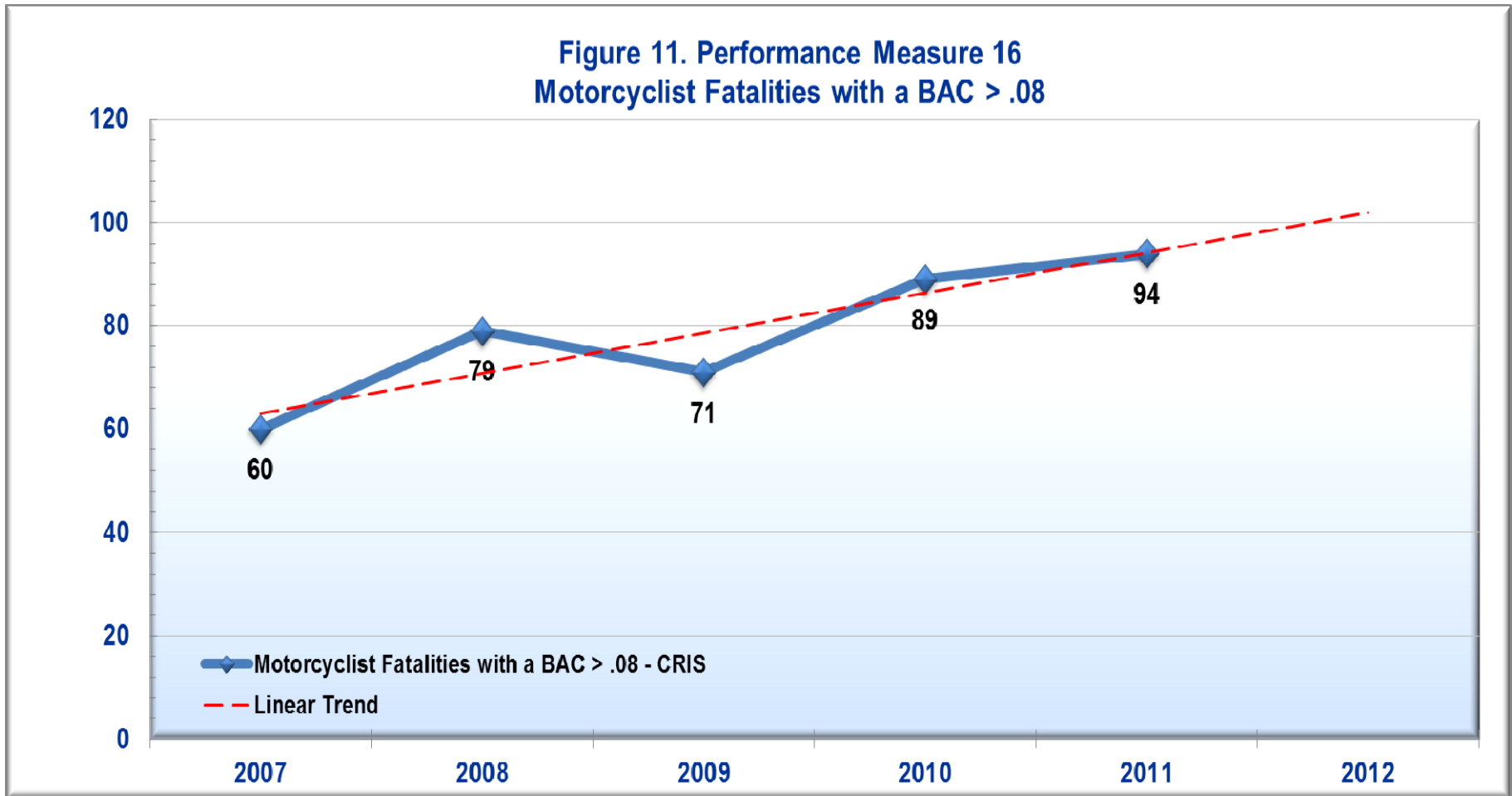
Performance Measures: Number of Motorcyclist Fatalities and Number of Unhelmeted Motorcyclist Fatalities 2013 Objective: 414 motorcyclist fatalities (FARS)
 243 unhelmeted motorcyclist fatalities (FARS)



Data Source: NHTSA Traffic Safety Facts Texas 2006-2010

Performance Measures: Number of motorcyclist fatalities involving a motorcycle operator with a BAC > .08

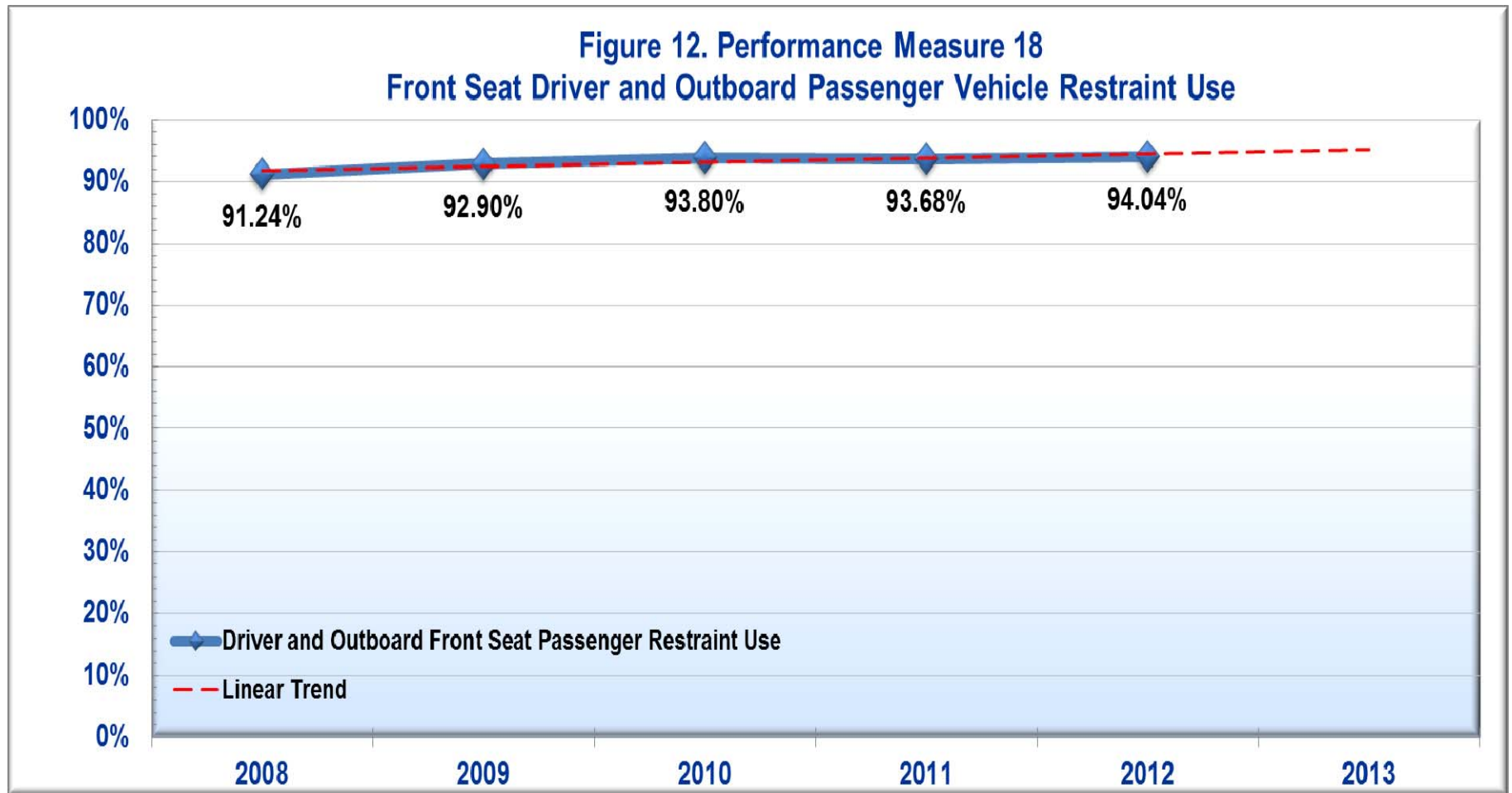
2013 Objective: 93 motorcycle operator fatalities with a BAC of .08 or above (CRIS)



Data Source: CRIS June 8, 2012

Performance Measure: Driver and Outboard Front Seat Passenger Restraint Use

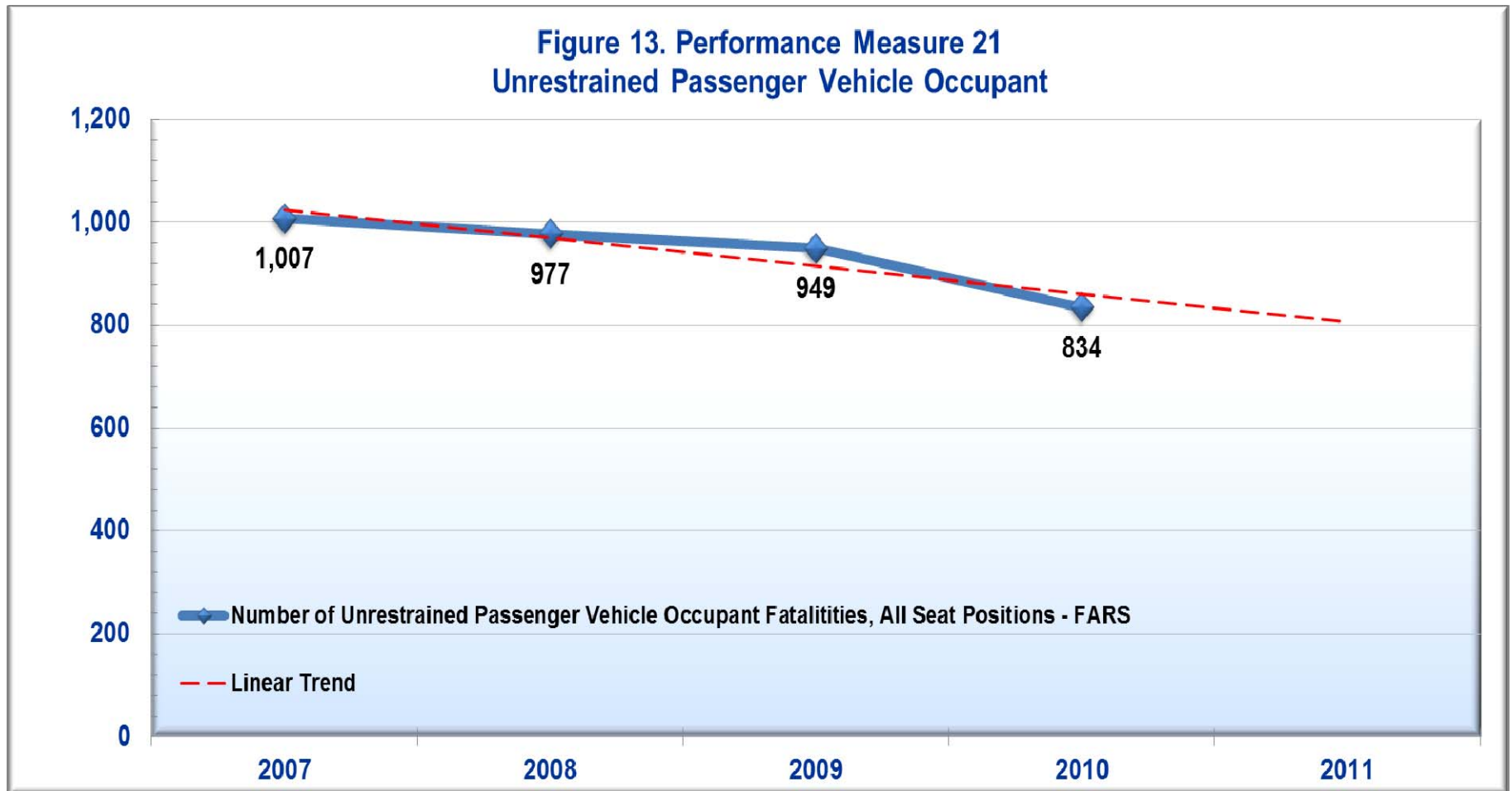
2013 Objective: 94.05 percent restraint use (Observational Surveys)



Data Sources: TTI Observational Surveys

Performance Measure: Unrestrained Passenger Vehicle Occupant Fatalities, All Seat Positions

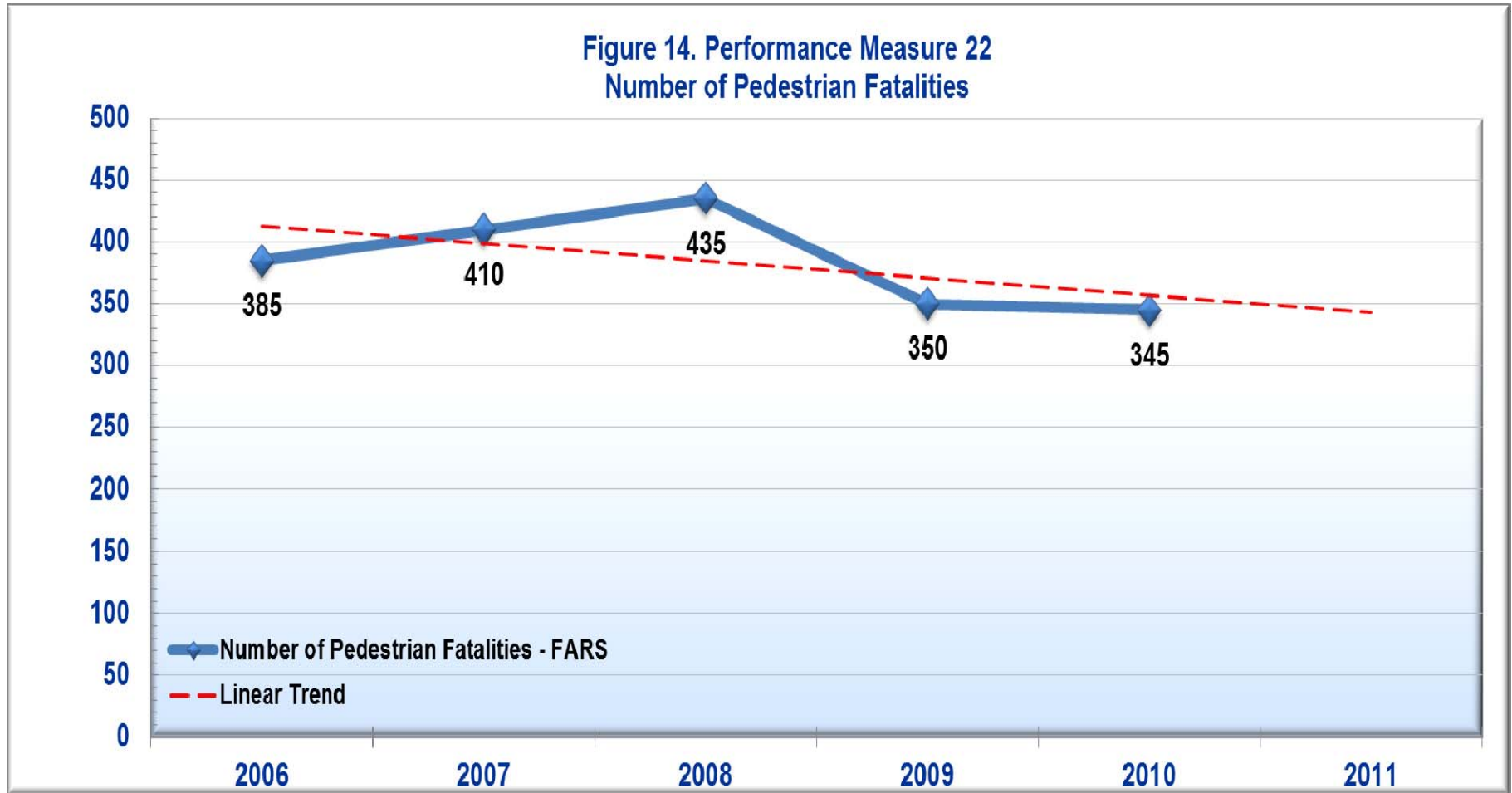
2013 Objective: 833 unrestrained passenger vehicle occupant fatalities, all seat positions (FARS)



Data Source: NHTSA Traffic Safety Facts Texas 2006-2010

Performance Measure: Number of Pedestrian Fatalities

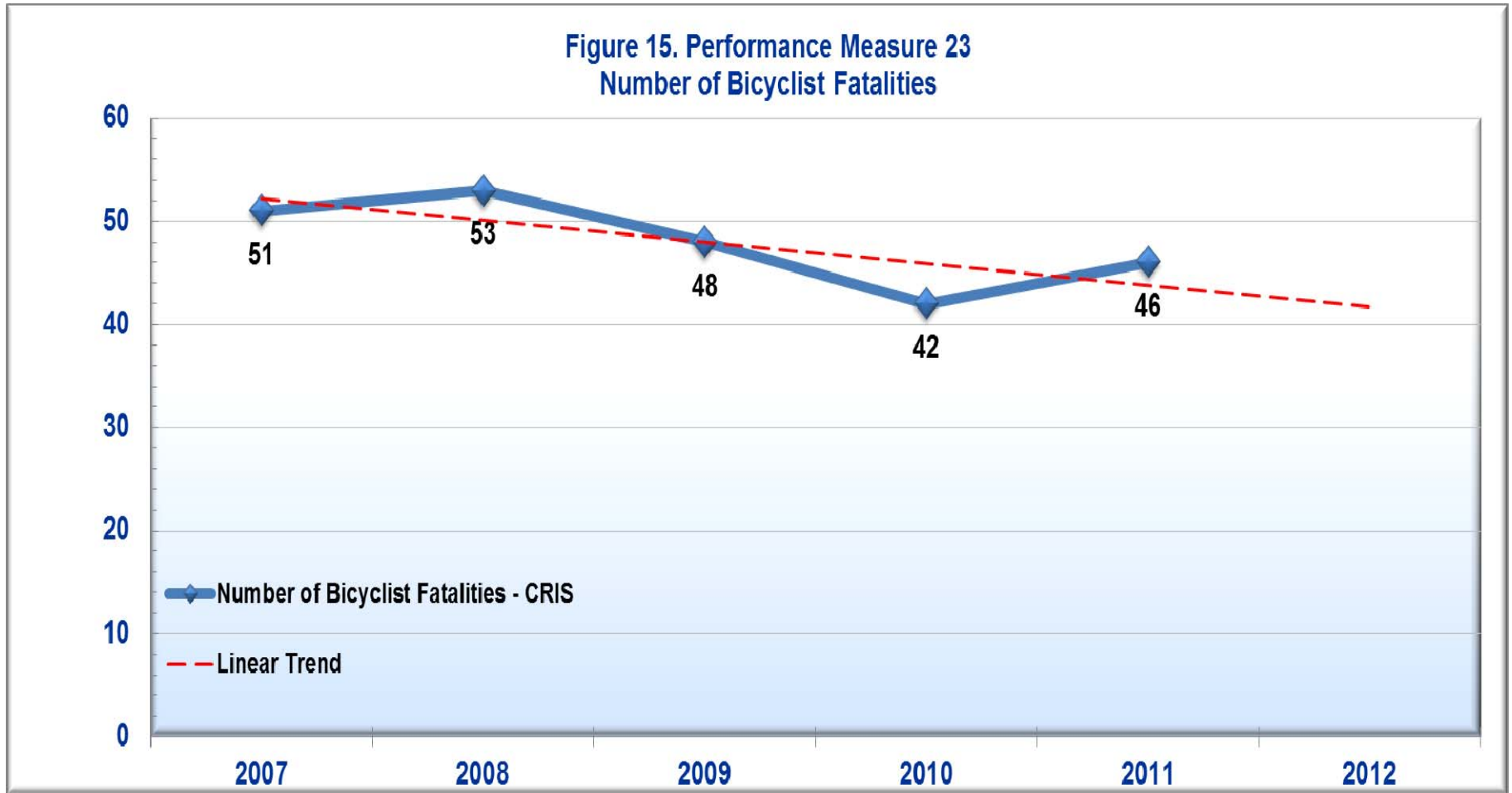
2013 Objective: 343 pedestrian fatalities (FARS)



Data Source: NHTSA Traffic Safety Facts Texas 2006-2010

Performance Measure: Number of Bicyclist Fatalities

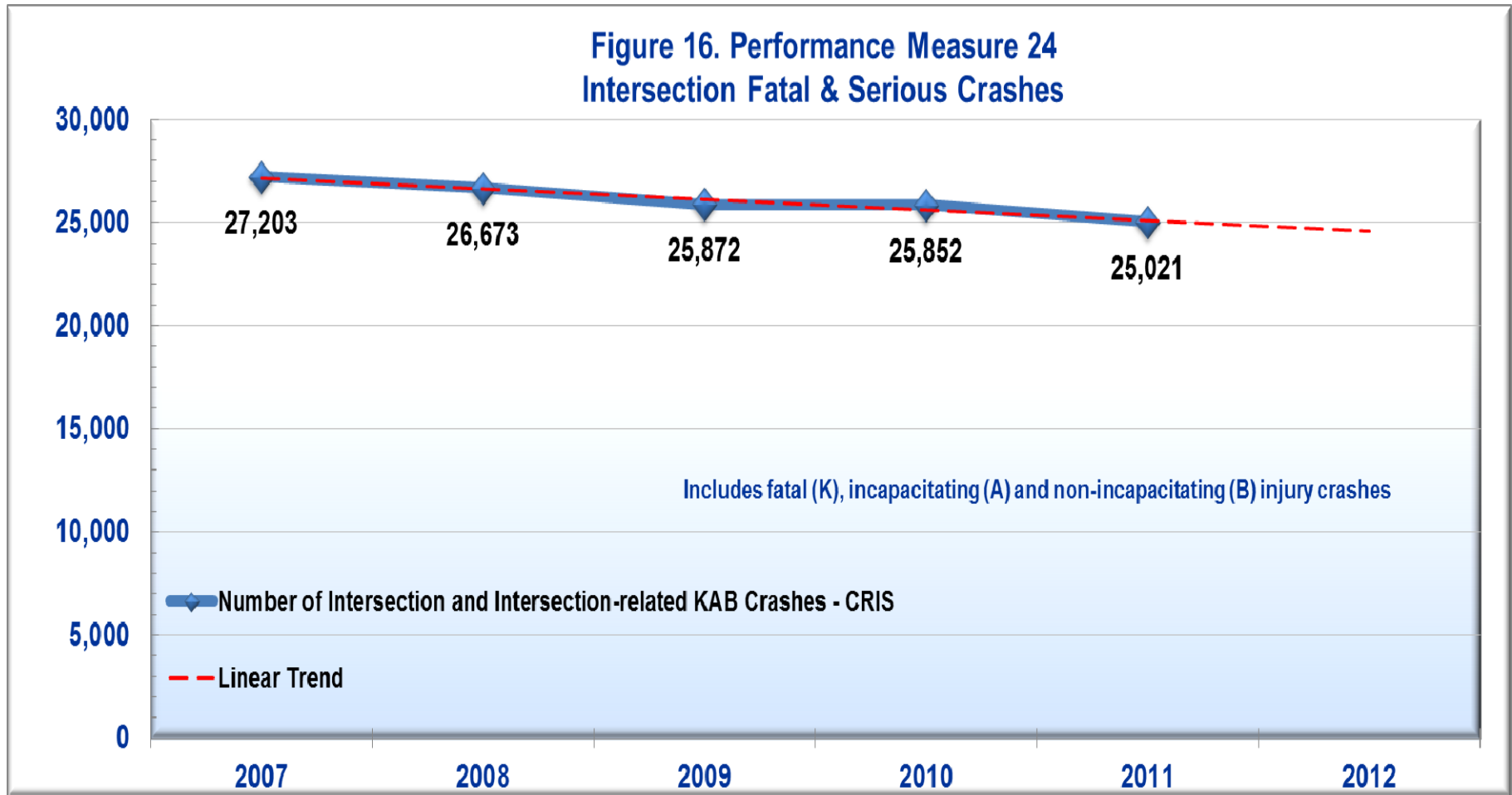
2013 Objective: Maintain 46 bicyclist fatalities (CRIS)



Data Source: CRIS June 8, 2012

Performance Measure: Number of Intersection-Related Fatal and Serious Crashes

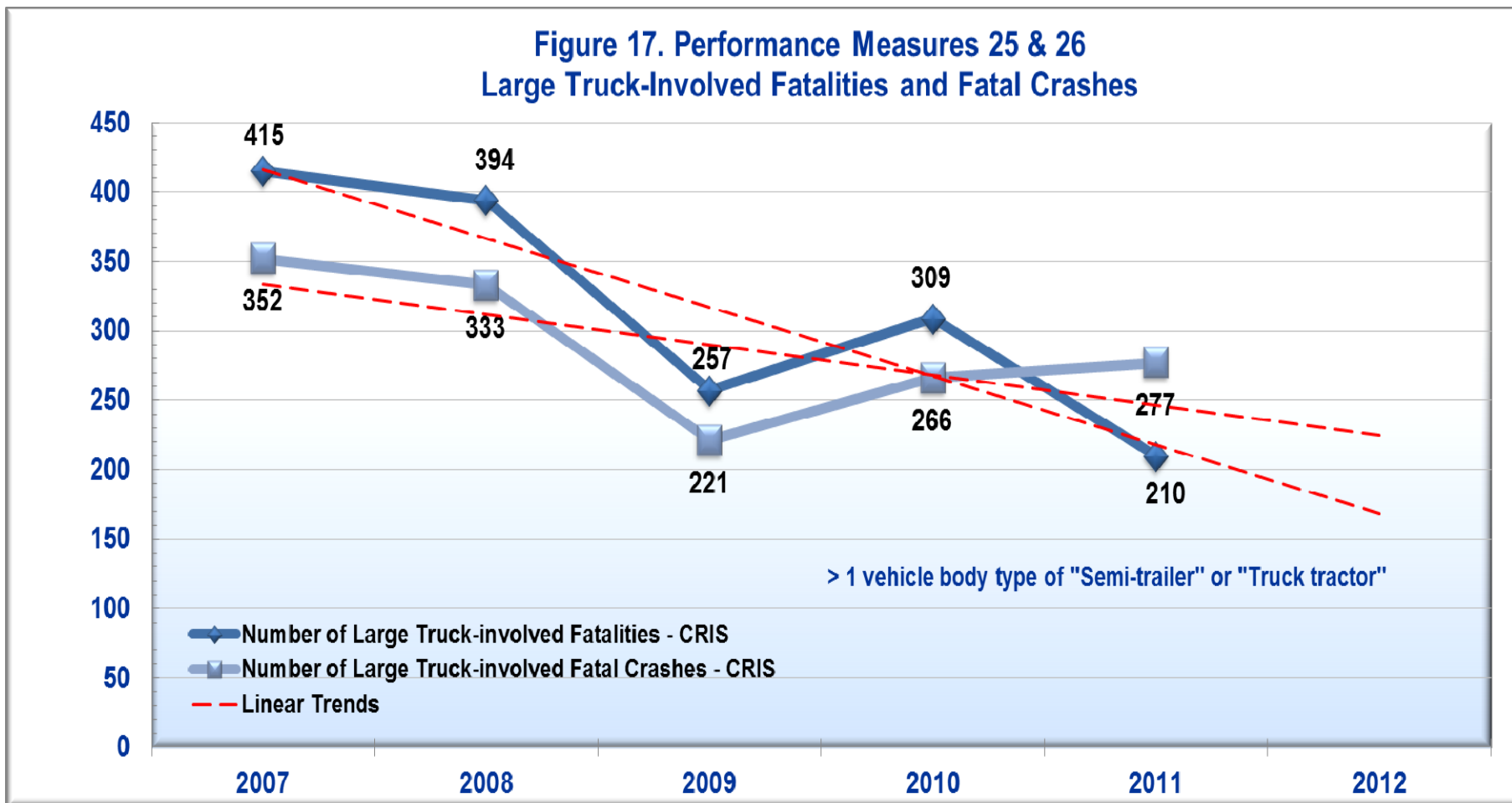
2013 Objective: 25,018 Intersection-related KAB crashes (CRIS)



Data Source: CRIS June 8, 2012

Performance Measure: Large Truck-Involved Fatalities
Large Truck-Involved Fatal Crashes

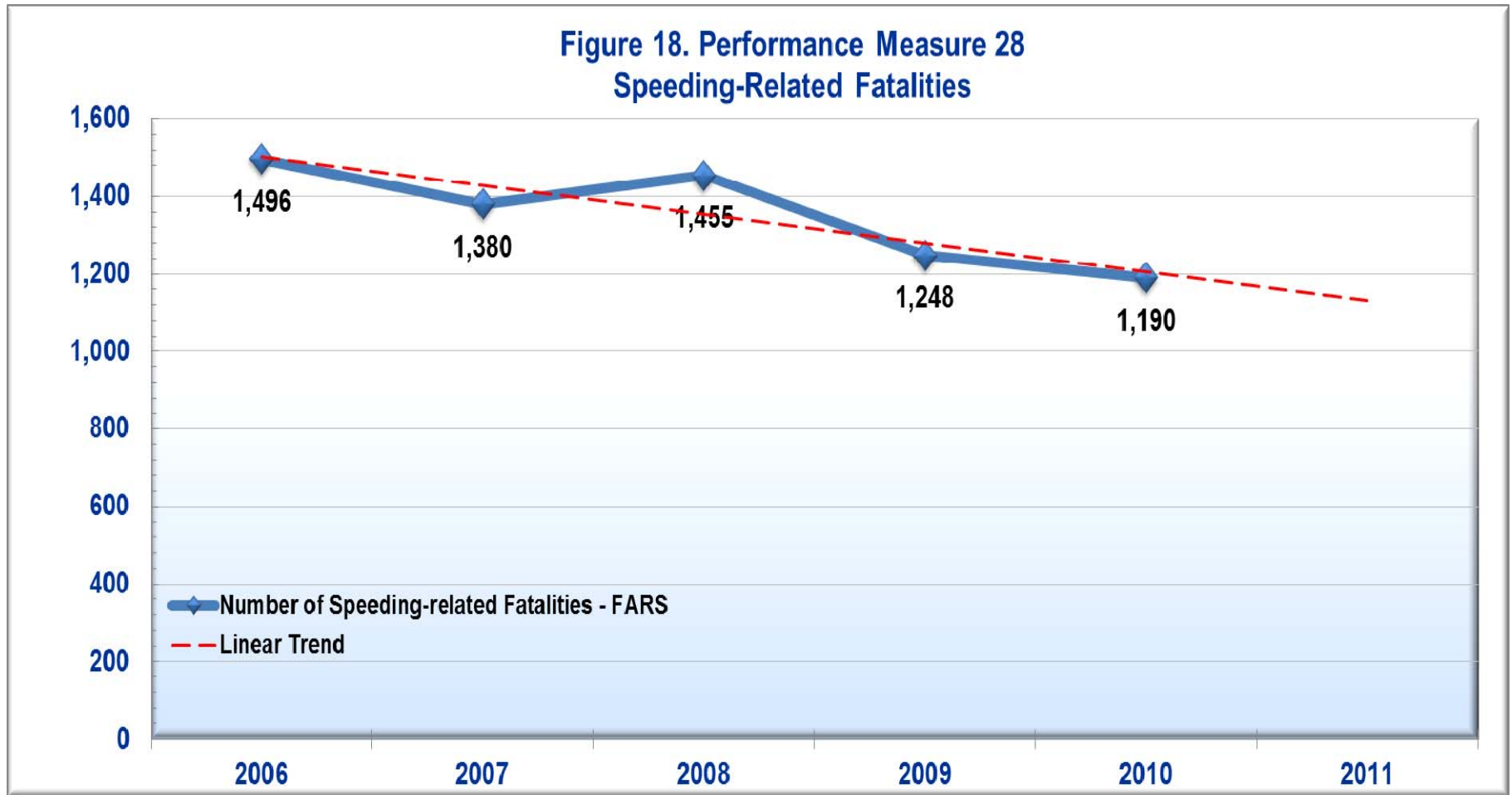
2012 Objective: 209 large truck-involved fatalities (CRIS)
276 large truck-involved fatal crashes (CRIS)



Data Source: CRIS June 8, 2012

Performance Measure: Speeding-Related Fatalities

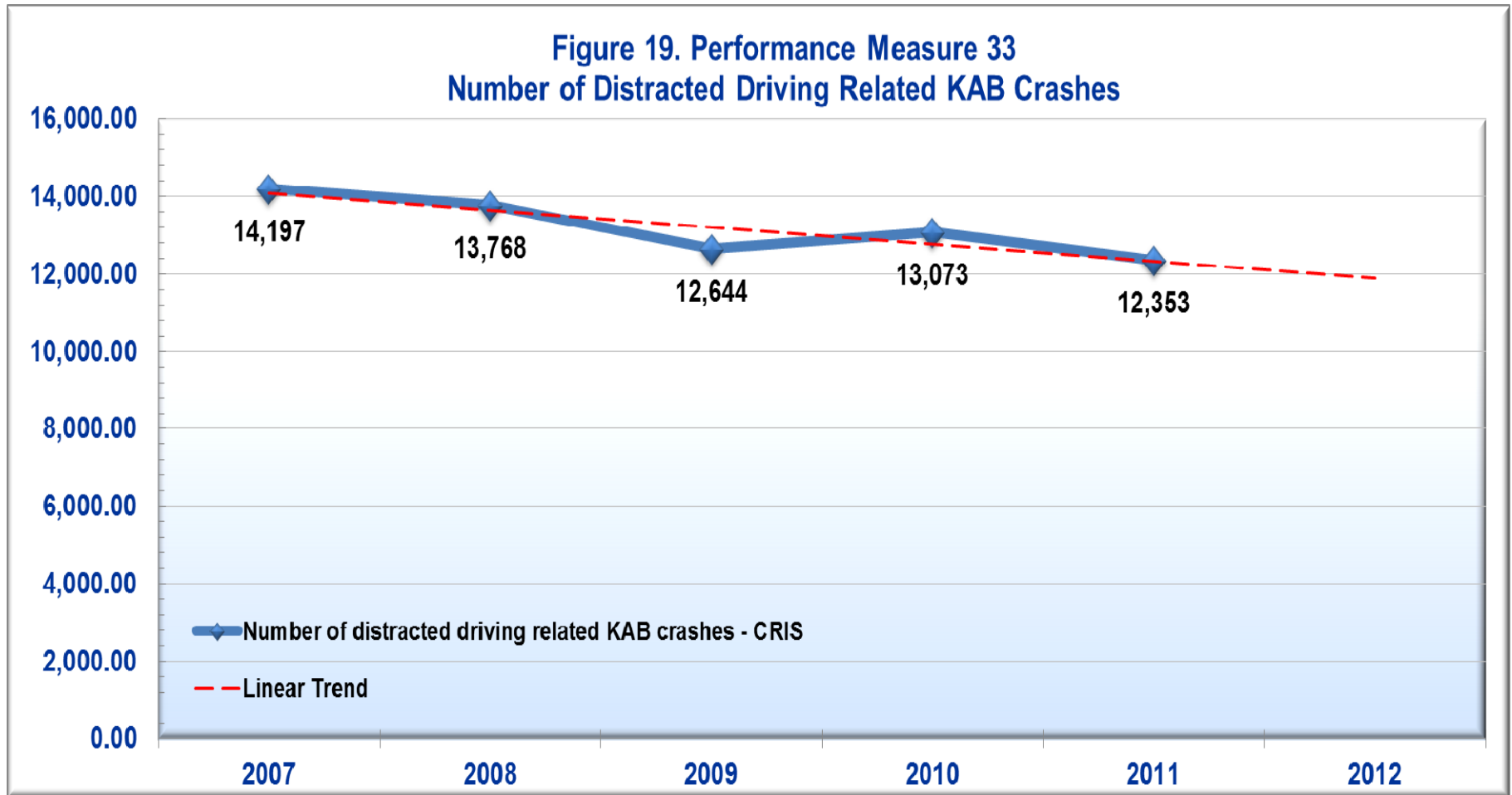
2013 Objective: 1,187 speeding-related fatalities (FARS)



Data Source: NHTSA Traffic Safety Facts Texas 2006-2010

Performance Measure: Number of Distracted Driving Related KAB Crashes

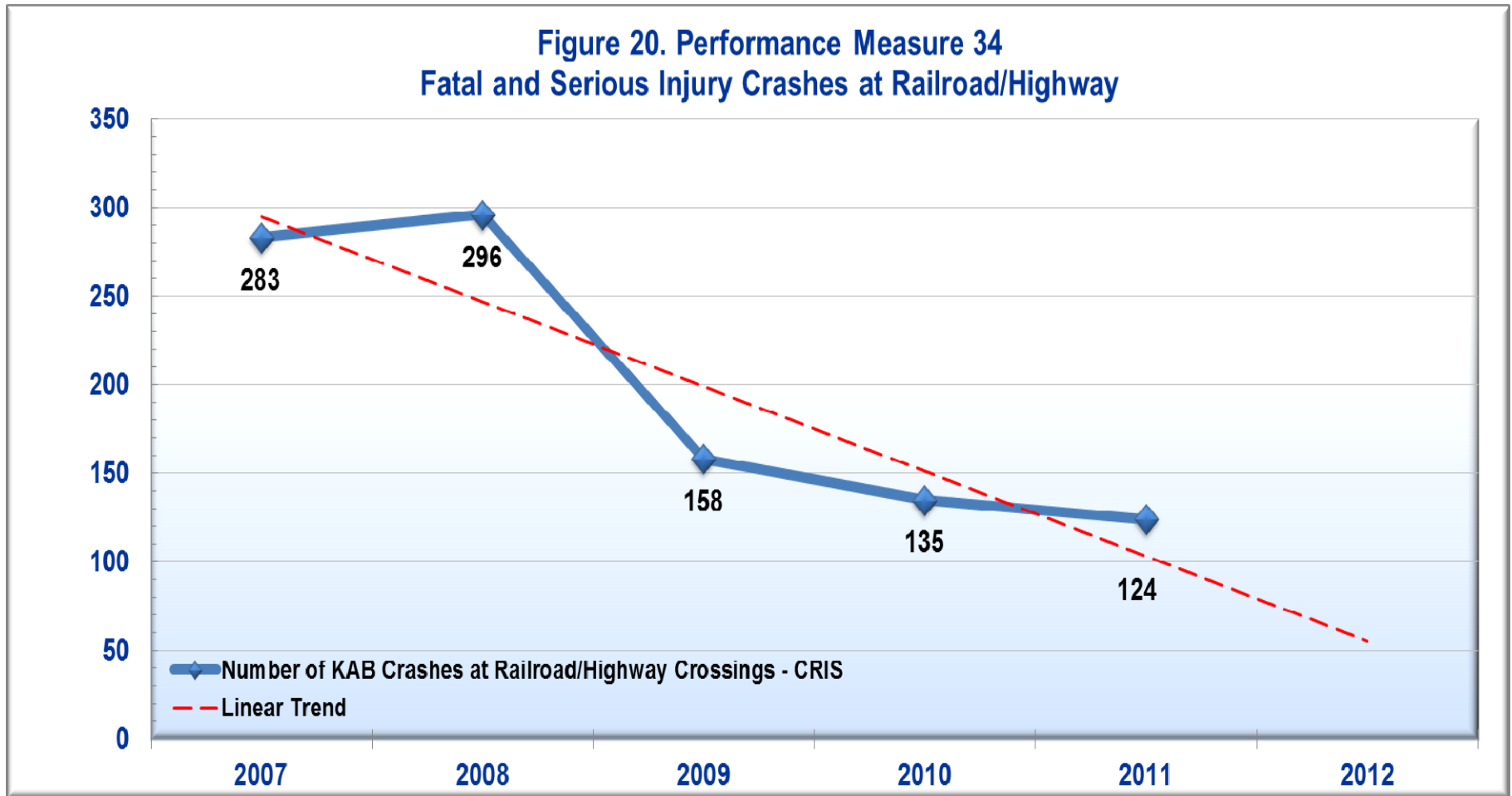
2013 Objective: 12,350 Distracted Driving Related KAB Crashes (CRIS)



Data Source: CRIS June 8, 2012

Performance Measure: Fatal and Serious Crashes
Railroad/Highway Crossings

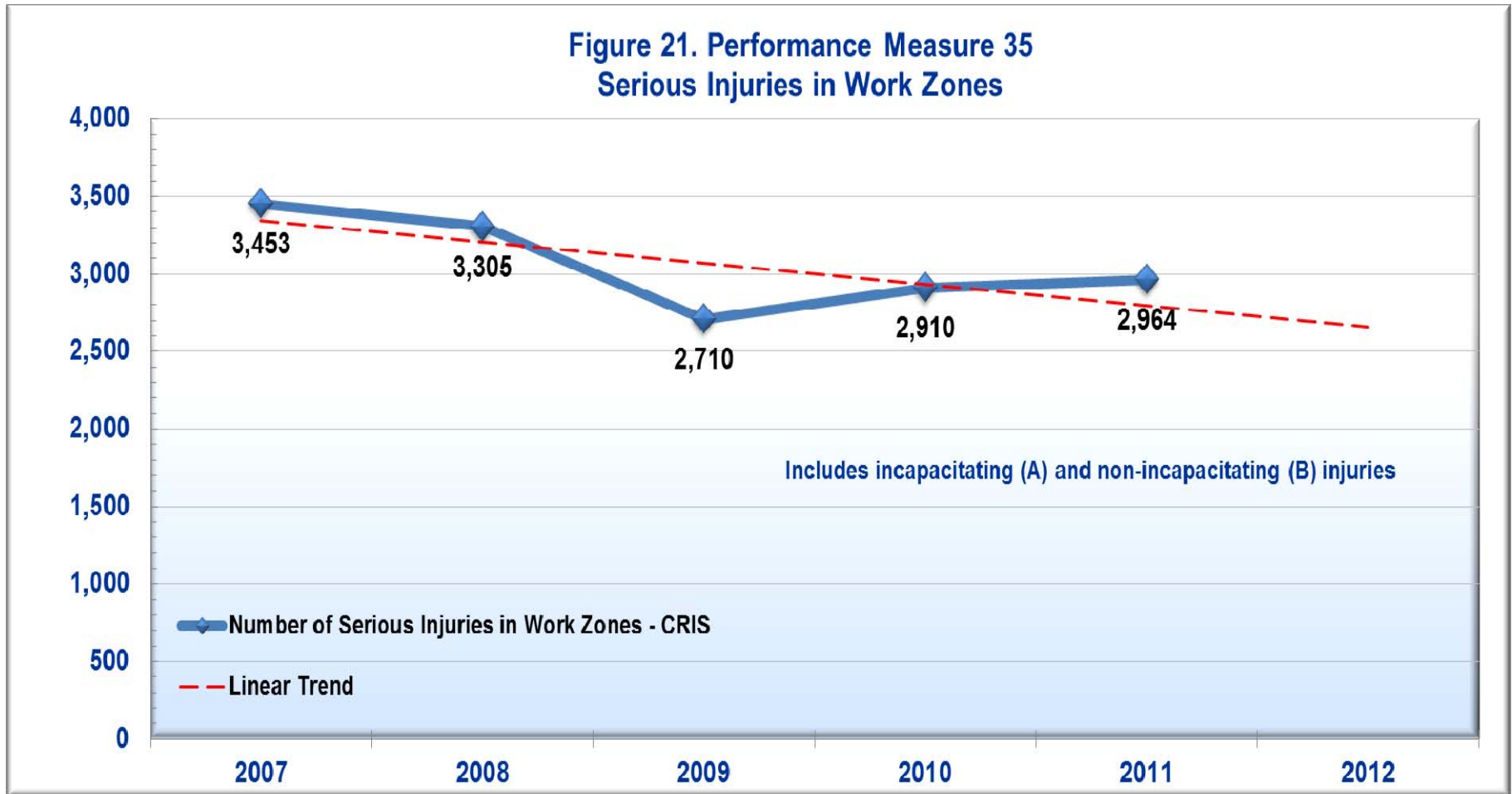
2013 Objective: 123 KAB crashes at railroad/highway
crossings (CRIS)



Data Source: CRIS June 8, 2012

Performance Measure: Serious Injuries in Work Zones

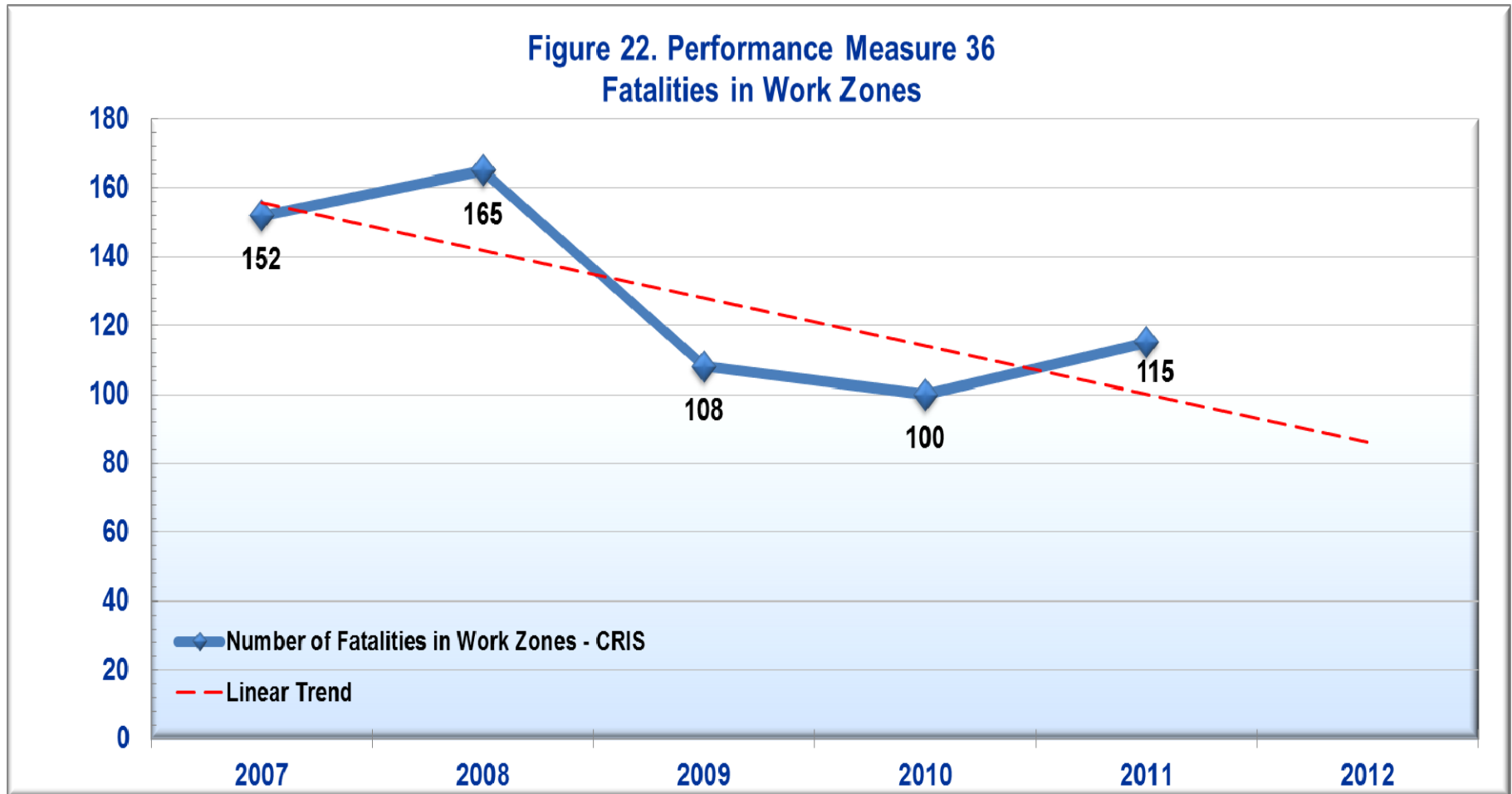
2013 Objective: 2,961 AB injuries in work zones (CRIS)



Data Source: CRIS June 8, 2012

Performance Measure: Fatalities in Work Zones

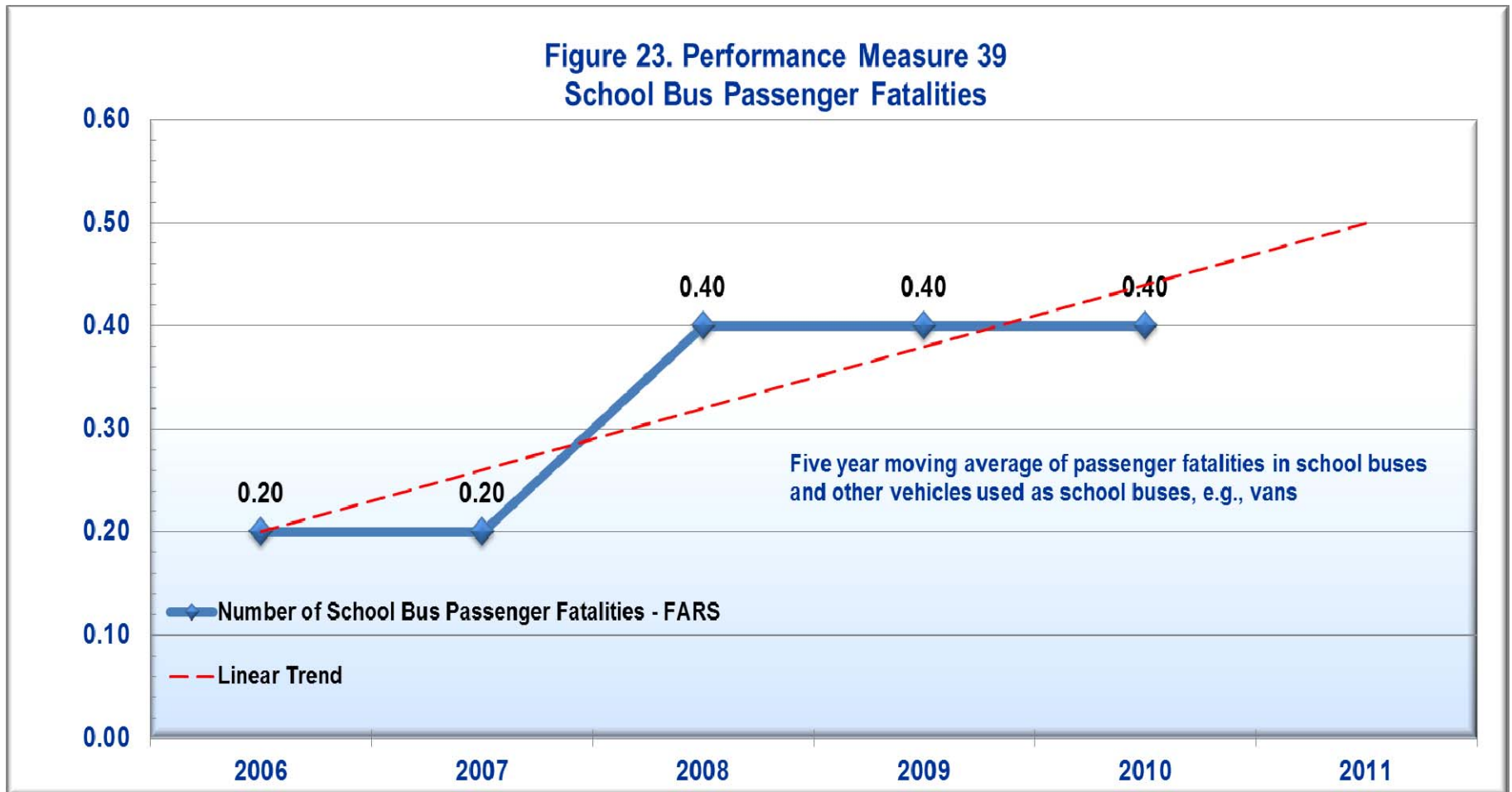
2013 Objective: 114 fatalities in work zones (CRIS)



Data Source: CRIS June 8, 2012

Performance Measure: School Bus Passenger Fatalities

2013 Objective: Maintain 0.4 school bus passenger fatalities 5 year moving average (FARS)



Data Source: NHTSA Traffic Safety Facts Texas 2006-2010

STEP 3: PRIORITIZE PROGRAMS AND STRATEGIES

After analysis of most recently available crash data, and a determination of the most severe traffic safety problems in the state, the Texas traffic safety program was divided into three categories. The definition of the three categories and fund apportionment to each category is as follows:

Core Competencies

These are programs which have the most direct impact on the number of traffic fatalities in the state. Reductions in fatalities caused by factors covered in core competencies have the greatest ability to decrease loss of life significantly in Texas. The core competencies are police traffic services (to include all types of enforcement and Police Traffic Services Support), all alcohol countermeasures, and all occupant protection measures, except public information and education. Core competency funding equates to an estimated 56.7 percent of total 402 and incentive funds divided among:

- a. 33.2 percent to enforcement activities
- b. 18.7 percent to anti-DWI activities
- c. 4.8 percent to occupant protection activities

Core Auxiliaries

These are programs that support the core competencies and have a multiplier effect, meaning the effort expended in the core competency is increased in value and effect. The core auxiliaries are public information and education and traffic records. Core auxiliary funding equates to an estimated 37.5 percent of total 402 and incentive funds divided among:

- d. 29.9 percent to public information and education
- e. 7.6 percent to traffic records

Contiguous Competencies

These are programs that have an effect on the number of traffic fatalities in Texas, but the loss of life in these areas, and therefore the potential saving of life, is less, sometimes by a significant factor, than in the core competencies. The contiguous competencies are emergency medical services support, roadway safety, pedestrian safety, bicycle safety, Safe Communities processes, and motorcycle safety. Contiguous competencies funding equates to an estimated 5.8 percent of total 402 and incentive funds for all non-enforcement activities in the included program areas.

Project Selection

Individual project selection is based on a formal review and scoring procedure. All project proposals are reviewed and scored by the TRF-TS staff.

Each project proposal is reviewed for content, merit and applicability to Texas' traffic safety problems as outlined in the annual traffic safety Performance plan. Each proposal is scored against a pre-established set of criteria, including:

- *how well problem identification is described and defined;*
- *what type of factual historical crash documentation is provided to support the problem identification;*
- *how performance goals, action plans and proposed budgets justify and substantiate the problem identified;*
- *what type of resources or matching funds are committed; and*
- *what kind of subgrantee expertise is available to successfully complete the project proposed.*

Each project proposal is prioritized based on its criteria scores, compliance with state and federal requirements and program needs. Funding recommendations are made for those projects awarded the highest priority. Lower priority projects are either not recommended for funding or are deferred pending the availability of additional funds.

DATA SOURCES & GLOSSARY FOR PERFORMANCE MEASURES

Performance Measure Data Sources	
<p>All crash and casualty data in this document originate from Texas police crash reports as coded in two record systems: the Fatality Analysis and Reporting System and the Texas Crash Record Information System. Differences in coding, the variables coded and definitions of those variables render direct comparisons among the data in the systems problematic. Although in most cases differences among the data in the systems are negligible and practically insignificant, for several variables, the differences are notable. This is especially true for crashes (and the casualties sustained in those crashes) that involve alcohol and/or other drugs and to a lesser extent for crashes involving specific vehicle types. The definitions offered in the glossary are provided both to assist in clarifying those differences and to improve the precision of statements about the crash and casualty experience in Texas.</p>	
<p>Fatality Analysis and Reporting System (FARS)</p>	<p>All FARS data in the HSPP through 2010 are from final FARS data sets. FARS crash and fatality data for periods after 2010 are not final and, therefore, are subject to change.</p>
<p>Texas Crash Record Information System (CRIS)</p>	<p>CRIS, operated by TxDOT, is the replacement for the legacy system (Texas Accident File). All CRIS data in the HSPP through 2011 is from preliminary CRIS data sets.</p>

Performance Measure Glossary	
Term	Definition
<p>Alcohol-Related Crashes (or Casualties) <i>Used for Performance Measure: 8 (FARS new definition, BAC ≥ .08)</i></p>	<p>FARS "New Definition" based on the highest BAC of involved drivers and motorcycle riders (operators) only: Crashes (or fatalities) in which at least one driver or motorcycle operator had a BAC ≥ .08 g/dL. (Also referred to as "Alcohol-impaired driving crashes/casualties). All FARS-based alcohol-related data reported in the HSPP include those crashes in which at least one driver had a <u>known</u> BAC test result and those for which alcohol involvement has been estimated when alcohol test results are unknown, i.e., alcohol involvement based on NHTSA's multiple imputation procedures.</p>
<p>DUI-Related Crashes (or Casualties) - Alcohol or Other Drugs <i>Used for Performance Measure: 9</i></p>	<p>CRIS: A BAC result >0.00 g/dL or a positive substance test result was indicated for at least one driver, or "had been drinking," "under the influence of alcohol," "under the influence - drug" or "taking medication" was identified as a contributing factor</p>
<p>Intersection and Intersection-Related Crashes <i>Used for Performance Measure: 24</i></p>	<p>CRIS: A crash in which the first harmful event occurred on an approach to or exit from an intersection and resulted from an activity, behavior or control related to the movement of traffic units through the intersection. CRIS Codes: INTRST_RELAT_ID = 1 - Intersection, or 2 - Intersection Related.</p>

Performance Measure Glossary	
Term	Definition
<p>Large Truck-Involved Crashes (or Fatalities) <i>Used for Performance Measures: 25 & 26</i></p>	<p><i>CRIS: All crashes Involving at least one vehicle with a vehicle body type of "Semi-Trailer" or "Truck-Tractor." CRIS Codes: VEH_TYPE_ID = 6 - Semi-Trailer, or 24 - Truck-Tractor).</i></p>
<p>Motor Vehicle-Related Bicycle Fatalities <i>Used for Performance Measure: 23</i></p>	<p><i>CRIS: A death of a pedalcyclist resulting from a crash involving a motor vehicle. Bicyclist deaths and injuries unrelated to motor vehicle crashes are not included. CRIS Codes: PERSN_TYPE_ID = 7 – Pedalcyclist.</i></p>
<p>Motor Vehicle-Related Pedestrian Fatalities <i>Used for Performance Measure: 22</i></p>	<p><i>FARS: All deaths of pedestrians resulting from a crash involving a motor vehicle.</i></p>
<p>Motorcyclist Fatalities <i>Used for Performance Measures: 14 & 15</i></p>	<p><i>FARS: Data categorized as motorcyclist fatalities include fatalities to operators and passengers of vehicles identified in FARS as a: motorcycle, moped (motorized bicycle), three-wheel motorcycle or moped - not all-terrain vehicle, off-road motorcycle (2-wheel), other motored cycle type (minibikes, motorscooters), or unknown motored cycle type.</i></p>
<p>Railroad Grade Crossing Crashes <i>Used for Performance Measure: 34</i></p>	<p><i>CRIS: Crashes at at-grade railroad/highway crossings, whether or not a train was involved – not limited to collisions with trains. CRIS Codes: CRASH RAILROAD RELATED FLAG ID = Y, or HARM_EVNT = 3 - RR Train, or Physical Feature = 17, or OBJECT STRUCK = 10 - Hit Train Moving Forward), or 11 - Hit Train Backing), or 12 - Hit Train Standing Still, or 13 - Hit Train-Action Unknown, or 24 - Hit Railroad Signal Pole or Post, or 25 - Hit Railroad Crossing Gates.</i></p>
<p>School Bus Passenger Fatalities <i>Used for Performance Measure: 39</i></p>	<p><i>FARS: All fatalities to passengers of school buses. Included are vehicles identified in FARS as "School Buses" and other vehicles used as School Buses (e.g., vans). Note: Data provided are five year moving averages.</i></p>

Performance Measure Glossary	
Term	Definition
<p>Severity of crash/Severity of injury</p> <p>Used for Performance Measures: All with crash or casualty severity classifications</p>	<p><i>FARS & CRIS: Crashes are coded in accordance with the highest degree of injury suffered in the crash, where:</i></p> <p><i>Incapacitating injury (A) - not able to walk, drive, etc.</i></p> <p><i>Non-incapacitating injury (B) - bump on head, abrasions, minor lacerations, etc.</i></p> <p><i>Possible injury (C) – e.g., limping, complaint of pain</i></p> <p><i>Fatal injury (F or K) - a death resulting from a crash that occurs within 30 days of the crash</i></p> <p><i>Non-injury (N or Property Damage Only- PDO).</i></p> <p><i>“Serious” crashes or injuries are all crashes (casualties) in which the highest level of injury sustained was at least one incapacitating injury (A), plus all crashes in which the highest level of injury sustained was at least one non-incapacitating injury (B).</i></p>
<p>Speeding-Related Crashes (Casualties)</p> <p>Used for Performance Measure: 28</p>	<p><i>FARS: Crashes in which at least one driver was driving too fast for conditions or in excess of the posted maximum limit.</i></p>
<p>Texas Population</p>	<p><i>FARS: Population-based crash and casualty rates use Texas population estimates derived from FHWA's Highway Statistics and/or US Census Estimates for the relevant year.</i></p> <p><i>CRIS: Texas population data used for calculating population-based crash and casualty rates were obtained from the Texas State Data Center and Office of the State Demographer. Population-based crash and casualty rates through CY 2011 are based on Texas State Data Center population <u>estimates</u>. Population-based rates for 2011 and later use population <u>projections</u>. Projections are based on the “One-Half 1990-2000 Migration (0.5) Scenario.” Technical information can be found on-line at: http://txsdc.utsa.edu/.</i></p>
<p>Vehicle Miles Traveled (VMT)</p> <p>Used for Performance Measures: 1 (FARS & CRIS), 2 & 3 FARS)</p>	<p><i>FARS: All annual VMT-based crash and casualty rates, expressed in 100M VMT (100 million vehicles miles traveled, using FARS crash and casualty data are derived from FHWA’s Highway Statistics for the relevant year.</i></p> <p><i>CRIS: All annual VMT estimates used in this document are derived from TXDOT’s Transportation Planning and Programming Division’s (TPP) estimates of daily vehicle miles traveled These estimates include all vehicle miles on all roadways in Texas. Total VMT includes VMT on state, city and county-maintained roads. All mileage-based crash and casualty rates based on CRIS data use TPP VMT</i></p>

Performance Measure Glossary	
Term	Definition
	<i>estimates as the denominator.</i>
Work Zone Injuries and Fatalities Used for Performance Measures: 35 & 36	<i>CRIS: Fatalities and serious injuries in crashes occurring in a Work Zone whether or not construction related. CRIS codes: CRASH ROAD CONSTRUCTION ZONE FLAG_ID = Y, or CRASH ROAD CONSTRUCTION ZONE WORKER FLAG_ID = Y, or OTHR_FACTR = 49 - Construction Zone - Not Construction Related), or 50 - Construction Zone - Construction Related, or 51 - Other Maintenance Area - Not Construction Related, or 52 - Other Maintenance Area - Construction Related.</i>

Section Three
HIGHWAY SAFETY PLAN

Planning and Administration

PA - 01

Goals

- To provide effective and efficient management of the Texas Traffic Safety Program

Project Descriptions

Task: Program Management	Planning and Administration PA - 01
---------------------------------	-------------------------------------

<i>Project #</i>	<i>Division</i>	<i>Organization Name</i>
TRF-TS eGrants Development	TRF-TS	Agate Software, Inc.

Title / Desc. eGrants Software Enhancement and Support Services

Provide software development services for the continued enhancement and support of the TxDOT Traffic Safety Electronic Grants Management System (eGrants) using Agate's IntelliGrants COTS product

Budget:

# Projects	Fund	Source	Federal Funding	State Funding	Program Income	Local Match	Project Total
2	402	PA	\$75,000.00	\$50,000.00	\$0.00	\$0.00	\$125,000.00

<i>Project #</i>	<i>Division</i>	<i>Organization Name</i>
TRF-TS eGrants Business Analysis	TRF-TS	Rhyan Technologies

Title / Desc. eGrants Business Analysis Services

Provide business analysis services for the continued enhancement and support of the TxDOT Traffic Safety Electronic Grants Management System (eGrants)

Budget:

# Projects	Fund	Source	Federal Funding	State Funding	Program Income	Local Match	Project Total
1	402	PA	\$337,920.00	\$0.00	\$0.00	\$0.00	\$337,920.00

<i>Project #</i>	<i>Division</i>	<i>Organization Name</i>
TRF-TS Traffic Safety Program	TRF-TS	Texas Department of Transportation

Title / Desc. TRF-TS Traffic Safety Program Operations

Conduct and manage the Texas Traffic Safety Program in order to identify traffic safety problem areas and implement programs to reduce the number and severity of traffic-related crashes, injuries, and fatalities.

Budget:

# Projects	Fund	Source	Federal Funding	State Funding	Program Income	Local Match	Project Total
1	402	PA	\$0.00	\$1,919,154.00	\$0.00	\$0.00	\$1,919,154.00

Task: Training	<i>Planning and Administration PA - 01</i>
-----------------------	--

<i>Project #</i>	<i>Division</i>	<i>Organization Name</i>
2013-TTI-G-1YG-0069	TRF-TS	Texas Transportation Institute

Title / Desc. **Fifth Statewide Traffic Safety Conference**

TTI will plan and conduct a fifth Statewide Traffic Safety Conference. This project provides support for planning, implementing and reporting on that conference.

Objectives

- Increase total attendance at the 5th Traffic Safety Conference relative to 2012 Conference from 217 to 250 by 9/30/2013
- Conduct 1 Statewide Traffic Safety Conference by 9/30/2013
- Coordinate 1 plan for a fifth Statewide Traffic Safety Conference by 9/30/2013

Budget:

<i># Projects</i>	<i>Fund</i>	<i>Source</i>	<i>Federal Funding</i>	<i>State Funding</i>	<i>Program Income</i>	<i>Local Match</i>	<i>Project Total</i>
1	402	PA	\$49,999.99	\$0.00	\$0.00	\$50,057.41	\$100,057.40

Planning and Administration

**FY 2013
Budget Module: PA - 1**

Program Area	# Proj	Total	FEDERAL						STATE			Fed. 402 to Local	
			402	405	406	408	410	2010	2011	STATE	INCOME		LOCAL
Program Management	4	\$2,382,074.00	\$412,920.00							\$1,969,154.00			
Enforcement	0												
Evaluation	0												
Public Information & Education	0												
Training	1	\$100,057.40	\$49,999.99									\$50,057.41	
TOTALS:	5	\$2,482,131.40	\$462,919.99							\$1,969,154.00		\$50,057.41	

--	--	--	--	--	--	--	--	--	--	--	--	--

Alcohol and Other Drug Counter Measures **AL - 02**

Goals

- To reduce the number of alcohol impaired and driving under the influence of alcohol and other drug-related crashes, fatalities and injuries.
- To reduce the number of DUI-related crashes where the driver is underage 21

Project Descriptions

Task: Enforcement	Alcohol and Other Drug Counter Measures AL - 02
--------------------------	---

<i>Project #</i>	<i>District</i>	<i>Organization Name</i>
2013-BexarCoD-G-1YG-0190	SAT	Bexar County District Attorney's Office

Title / Desc. **Bexar County No-Refusal Initiative**

To expand and improve county DWI enforcement by operating a No-Refusal program every day.

Objectives

- Decrease the number of DWI jury trials where scientific evidence was obtained from 100% to 70% by 9/30/2013
- Increase the number of voluntary breath tests for DWI offenses from 3744 to 5500 by 9/30/2013
- Administer blood draws for 100% of those who refuse voluntary breath or blood test from 70% to 90% by 9/30/2013

Budget:

<i># Projects</i>	<i>Fund</i>	<i>Source</i>	<i>Federal Funding</i>	<i>State Funding</i>	<i>Program Income</i>	<i>Local Match</i>	<i>Project Total</i>
1	410	K8HV	\$180,000.00	\$0.00	\$0.00	\$61,233.47	\$241,233.47

<i>Project #</i>	<i>District</i>	<i>Organization Name</i>
2013-BrazosCA-G-1YG-0021	BRY	Brazos County Attorney's Office

Title / Desc. **Brazos County Comprehensive Underage Drinking Program**

Operation of the Brazos Valley Regional Alcohol Task Force. The Task Force conducts directed enforcement of underage drinking laws, minor stings, and undercover investigations.

Objectives

- Train 20 licensed establishment employees in fake identification detection by 9/30/2013
- Maintain 1 the interagency task force with a minimum of nine (9) law enforcement agencies by 9/30/2013
- Complete 20 investigations and criminal cases on persons who possess fictitious or altered identification by 9/30/2013
- Complete 200 investigations and criminal cases on minors who possess alcohol by 9/30/2013
- Educate 4 community groups on the legal consequences of Social Hosting by 9/30/2013
- Distribute 2000 brochures explaining the legal consequences of Social Hosting by 9/30/2013
- Conduct 110 criminal investigations of licensed establishments for sale to underage or intoxicated persons by 3/30/2013
- Conduct 110 administrative investigations of licensed establishments for sale to underage or intoxicated persons by 9/30/2013
- Conduct 4 Fakeout operations with TABC and regional law enforcement by 9/30/2013

Budget:

<i># Projects</i>	<i>Fund</i>	<i>Source</i>	<i>Federal Funding</i>	<i>State Funding</i>	<i>Program Income</i>	<i>Local Match</i>	<i>Project Total</i>
1	410	K8	\$60,893.34	\$0.00	\$0.00	\$69,922.56	\$130,815.90

Task: Enforcement	Alcohol and Other Drug Counter Measures AL - 02
--------------------------	---

Project # 2013-CollinDA-G-1YG-0285 District DAL Organization Name Collin County - District Attorney's Office

Title / Desc. DWI No-Refusal Mandatory Blood Draw Program

To provide funding for nurses to assist county law-enforcement in DWI enforcement by providing the ability to perform blood draws upon a blood/breath test refusal by a DWI suspect

Objectives

- Decrease the number of alcohol related crashes in Colin County from 562 to 534 by 9/30/2013
- Maintain the number of DWI jury trials in which police officers are required to testify in court from 100% to 100% by 9/30/2013
- Increase the number of public awareness events detailing the No-Refusal Campaign from 2 to 12 by 9/30/2013
- Increase the conviction rate of individuals suspected of DWI that refuse voluntary breath or blood tests from 70% to 100% by 9/30/2013
- Decrease the number of jury trials held in Collin County for the offense of DWI from 169 to 110 by 9/30/2013
- Reduce 2337 the number of DWI offenses submitted to the District Attorney's Office by 9/30/2013

Budget:

# Projects	Fund	Source	Federal Funding	State Funding	Program Income	Local Match	Project Total
1	402	AL	\$59,448.00	\$0.00	\$0.00	\$37,660.14	\$97,108.14

Project # 2013-GCoCDA-G-1YG-0109 District HOU Organization Name Galveston County Criminal District Attorney

Title / Desc. DWI No Refusal - Blood Draw Grant for Holiday and Festival Weekends

To provide prosecutors, nurses and equipment in a central location to draft search warrants and obtain blood samples from DWI suspects in the Galveston County area who refuse a breath test.

Objectives

- Conduct 7 Publicity campaigns to educate the public and the media by 9/30/2013
- Provide 4 Reporting activities to TXDOT to evaluate the effectiveness of No Refusal nights by 9/30/2013
- Evaluate 17 No Refusal nights for the effectiveness in targeting intoxicated drivers by 9/30/2013
- Expand 17 No-Refusal Blood Draw DWI nights from the current 9, an increase of 8 nights by 9/30/2013

Budget:

# Projects	Fund	Source	Federal Funding	State Funding	Program Income	Local Match	Project Total
1	402	AL	\$8,693.60	\$0.00	\$0.00	\$2,973.21	\$11,666.81

Task: **Enforcement**

Alcohol and Other Drug Counter Measures AL - 02

Project # 2011-HarrisDA-G-3YG-0026 District HOU Organization Name Harris County District Attorney

Title / Desc. **Search Warrants Stop Impaired Drivers: Harris County District Attorney's Office's No Refusal Program**

To greatly expand and improve No Refusal by operating the program an additional 41 weekends. No Refusal would then operate every weekend of the year.

Objectives

- Distribute 12 Press Releases about No Refusal Weekends by 9/30/2013
- Collect 12 Data sets obtained pursuant to blood search warrants by 9/30/2013
- Provide 500 Blood Search Warrants to arresting DWI officers by 9/30/2013
- Coordinate 41 Weekends of No Refusal by 9/30/2013

Budget:

# Projects	Fund	Source	Federal Funding	State Funding	Program Income	Local Match	Project Total
1	410	K8FR	\$216,670.51	\$0.00	\$0.00	\$38,235.92	\$254,906.43

Project # 2013-MCDAO-G-1YG-0142 District HOU Organization Name Montgomery County District Attorney's Office

Title / Desc. **Search Warrants Stop Drunk Drivers**

To provide prosecutors, nurses, support staff, and equipment in a central location to draft search warrants and obtain blood samples from all DWI area suspects who refuse to provide a breath test.

Objectives

- Implement 6 Training programs for hospitals and first responders on DWI and privacy/HIPAA laws by 9/30/2013
- Provide 12 Reporting activities to TXDOT to evaluate the effectiveness of No Refusal nights by 9/30/2013
- Conduct 12 Publicity campaigns to educate the public, the media, and police groups by 9/30/2013
- Implement 70 No Refusal nights from the current 56, an increase of 14 from 2011 and 5 from 2012 by 9/30/2013
- Evaluate 70 "No Refusal" nights for the effectiveness in targeting illegally intoxicated drivers by 9/30/2013

Budget:

# Projects	Fund	Source	Federal Funding	State Funding	Program Income	Local Match	Project Total
1	410	K8	\$97,281.90	\$0.00	\$0.00	\$57,843.87	\$155,125.77

Task: **Enforcement** Alcohol and Other Drug Counter Measures AL - 02

Project # 2013-TarrantC-G-1YG-0112 District FTW Organization Name Tarrant County

Title / Desc. **Tarrant County No Refusal Program**

To improve the quality of DWI enforcement by expanding the Tarrant County No Refusal Program from only two holiday weekends a year to every weekend and targeted holidays.

Objectives

- Decrease the number of misdemeanor DWI cases submitted to the District Attorney's Office from 4352 to 4035 by 9/30/2013
- Increase the conviction rate of those suspected of DWI that refuse voluntary breath and blood tests from 35% to 75% by 9/30/2013

Budget:

# Projects	Fund	Source	Federal Funding	State Funding	Program Income	Local Match	Project Total
1	410	K8FR	\$225,000.00	\$0.00	\$0.00	\$75,430.00	\$300,430.00

Project # STEP WAVE DWI Division TRF-TS Organization Name Texas Department of Transportation

Title / Desc. **STEP WAVE DWI**

Increased DWI enforcement and public information and education activities

Related SubProjects:

Project #	Organization	Fund	Source	Federal Funds	Local Match	Project Total
2013-EIPPct4-S-1YG-0082	El Paso County Constable's Office, Pct. 4	402	AL	\$36,540.00	\$4,240.00	\$40,780.00
2013-HGAC-S-1YG-0085	Houston-Galveston Area Council	402	AL	\$231,560.00	\$59,316.50	\$290,876.50

Budget:

# Projects	Fund	Source	Federal Funding	State Funding	Program Income	Local Match	Project Total
2	402	AL	\$268,100.00	\$0.00	\$0.00	\$63,556.50	\$331,656.50

Project # STEP DWI Division TRF-TS Organization Name Texas Department of Transportation

Title / Desc. **STEP DWI**

Increased DWI enforcement and public information and education activities

Related SubProjects:

Project #	Organization	Fund	Source	Federal Funds	Local Match	Project Total
2013-Harris4-S-1YG-0060	Harris County Constable Precinct 4	410	K8FR	\$47,838.21	\$5,997.68	\$53,835.89
2013-SanAntPD-S-1YG-0011	City of San Antonio - Police Department	410	K8FR	\$464,537.41	\$464,538.59	\$929,076.00

Budget:

# Projects	Fund	Source	Federal Funding	State Funding	Program Income	Local Match	Project Total
2	410	K8FR	\$512,375.62	\$0.00	\$0.00	\$470,536.27	\$982,911.89

Task: **Enforcement** Alcohol and Other Drug Counter Measures AL - 02

Project # Division Organization Name
 TRF-TS IDM STEP TRF-TS Texas Department of Transportation

Title / Desc. Impaired Driving Mobilization STEP Grant Program

Coordinate and conduct quarterly mobilizations consisting of increased DWI enforcement and earned media activities.

Budget:

# Projects	Fund	Source	Federal Funding	State Funding	Program Income	Local Match	Project Total
60	410	K8HV	\$3,500,000.00	\$0.00	\$0.00	\$5,225,000.00	\$8,725,000.00

Project # Division Organization Name
 TRF-TS IDM Incentives TRF-TS Texas Department of Transportation

Title / Desc. Impaired Driving Mobilization Incentives STEP Grant Program

Coordinate and conduct an IDM Incentive Project during the Labor Day Crackdown. The Incentive Project will recruit law enforcement agencies to volunteer their enforcement and earned media efforts during the mobilization. TxDOT is planning on distributing twenty \$3,000 awards through a random drawing process to law enforcement agencies that meet eligibility requirements. Winning agencies will be eligible for reimbursement up to \$3,000 for traffic safety related equipment and/or training

Budget:

# Projects	Fund	Source	Federal Funding	State Funding	Program Income	Local Match	Project Total
15	410	K8FR	\$60,000.00	\$0.00	\$0.00	\$0.00	\$60,000.00

Task: **Evaluation** Alcohol and Other Drug Counter Measures AL - 02

Project # Division Organization Name
 2013-TTI-G-1YG-0072 TRF-TS Texas Transportation Institute

Title / Desc. Evaluation of the TX Administrative License Revocation (ALR)

The ALR process will be analyzed to identify strengths, weaknesses, opportunities and threats to the process.

Objectives

- Conduct 1 Cost benefit analysis assessing the impact of no-refusal on ALR process by 9/30/2013
- Acquire 1 IRB approval for the survey and data collection activities by 1/31/2013
- Develop 1 comprehensive final report which summarizes the results of the initial analysis by 9/30/2013
- Evaluate 1000 individual cases to determine the effect of ALR on recidivism (repeat DWI) by 9/30/2013
- Analyze 2 years of ALR hearing data to determine disposition rates & reasons for reversals by 9/30/2013
- Analyze 500 records of individuals previously arrested for DWI in order to access impact of ALR by 8/31/2013
- Survey 500 individuals to determine the public awareness level relative to ALR by 9/30/2013
- Identify 4 counties/regions to use as a basis for the analysis based on # of DWI arrests by 12/31/2012
- Conduct 25 interviews with prosecutors/defense attorneys on ALR impact on criminal trials by 7/31/2013

Budget:

# Projects	Fund	Source	Federal Funding	State Funding	Program Income	Local Match	Project Total
1	402	AL	\$146,879.50	\$0.00	\$0.00	\$16,366.27	\$163,245.77

Task: **Evaluation** Alcohol and Other Drug Counter Measures AL - 02

Project # Division Organization Name
 2013-TTI-G-1YG-0087 TRF-TS Texas Transportation Institute

Title / Desc. Improving Toxicology Reporting in Alcohol Related Fatal Driver Crashes

Identify issues, address problems and assist medical examiners, justice of the peace and law enforcement agencies to report missing BAC toxicology results to TxDOT Crash Records.

Objectives

- Assist 1 TxDOT with coordinating and improving BAC reporting by gathering missing BAC results from ME and JPs by 9/30/2013
- Create 1 process flow for BAC reporting in fatal crashes by 5/30/2013
- Produce 4 technical memorandums/reports by 9/30/2013
- Increase BAC reporting to TxDOT Traffic Records from 42% to 44% by 9/30/2013
- Evaluate 14 BAC/drug reporting processes utilized by Medical Examiner offices in Texas by 5/31/2013

Budget:

# Projects	Fund	Source	Federal Funding	State Funding	Program Income	Local Match	Project Total
1	410	K8	\$84,991.32	\$0.00	\$0.00	\$45,797.89	\$130,789.21

Task: **PI&E** Alcohol and Other Drug Counter Measures AL - 02

Project # Division Organization Name
 2013-EnviroMe-SOW-0040 TRF-TS EnviroMedia Social Marketing

Title / Desc. Labor Day Public Information and Education Impaired Mobilization Alcohol Campaign

Statewide bilingual public awareness and education campaign to decrease impaired driving and alcohol involved crashes coinciding with the NHTSA campaign.

Objectives

- Reduce 8000 Number of crashes and fatalities reported by CRIS by 9/30/2013

Budget:

# Projects	Fund	Source	Federal Funding	State Funding	Program Income	Local Match	Project Total
1	410	K8HV	\$1,600,000.00	\$0.00	\$0.00	\$5,225,080.00	\$6,825,080.00

Project # Division Organization Name
 2013-SMAM-SOW-0033 TRF-TS Sherry Matthews Advocacy Marketing

Title / Desc. Faces of Drunk Driving. Public Information and Education Campaign

This web-based campaign uses victims' stories and testimonials to showcase the devastating toll alcohol-related crashes take on those involved.

Budget:

# Projects	Fund	Source	Federal Funding	State Funding	Program Income	Local Match	Project Total
1	410	K8PM	\$850,000.00	\$0.00	\$0.00	\$884,694.00	\$1,734,694.00

Task: PI&E	Alcohol and Other Drug Counter Measures AL - 02
-----------------------	---

Project # 2013-SMAM-SOW-0032 Division TRF-TS Organization Name Sherry Matthews Advocacy Marketing

Title / Desc. Buzzed Driving Public Information and Education Campaign

This multi-media public education campaign debunks the myths around impaired driving, raises awareness of the dangers of driving "buzzed," and educates Texans on what impairment really means.

Budget:

# Projects	Fund	Source	Federal Funding	State Funding	Program Income	Local Match	Project Total
1	402	AL	\$1,398,570.00	\$0.00	\$0.00	\$971,888.00	\$2,370,458.00

Project # 2013-SMAM-SOW-0029 Division TRF-TS Organization Name Sherry Matthews Advocacy Marketing

Title / Desc. Who's Driving Tonight?. Integrated DWI-Prevention Public Education Campaign

This public education campaign uses paid media, outreach, and online tactics to target young adults and college students to promote the importance of finding a sober ride if they've been drinking.

Budget:

# Projects	Fund	Source	Federal Funding	State Funding	Program Income	Local Match	Project Total
1	402	AL	\$570,965.00	\$0.00	\$0.00	\$594,270.00	\$1,165,235.00

Project # Various Local and Statewide Organizations Division TRF-TS Organization Name Texas Department of Transportation

Title / Desc. Local Match Requirement Fulfillment

Local Match requirement for Section 410 grant application Federal award. To be fulfilled by local and statewide organizations; MADD, Tarrant County, City of San Antonio, TTI, Sherry Matthews, and ThinkStreet.

Budget:

# Projects	Fund	Source	Federal Funding	State Funding	Program Income	Local Match	Project Total
1	410	K8FR	\$0.00	\$0.00	\$0.00	\$6,678,441.00	\$6,678,441.00

Project # Various Local and Statewide Organizations Division TRF-TS Organization Name Texas Department of Transportation

Title / Desc. Local Match Requirement Fulfillment

Local Match requirement for Section 410 grant application Federal award. To be fulfilled by local and statewide organizations; TMPA, SHSU, Travis County, Hillcrest, TTI, Sherry Matthews, and ThinkStreet.

Budget:

# Projects	Fund	Source	Federal Funding	State Funding	Program Income	Local Match	Project Total
1	410	K8	\$0.00	\$0.00	\$0.00	\$13,032,343.00	\$13,032,343.00

Task: **PI&E** Alcohol and Other Drug Counter Measures AL - 02

Project # *Division* *Organization Name*
 Various Local and Statewide Organizations TRF-TS Texas Department of Transportation

Title / Desc. Local Match Requirement Fulfillment

Local Match requirement for Section 410 grant application Federal award. To be fulfilled by local and statewide organizations; Texas DPS, EnviroMedia.

Budget:

# Projects	Fund	Source	Federal Funding	State Funding	Program Income	Local Match	Project Total
1	410	K8HV	\$0.00	\$0.00	\$0.00	\$5,275,000.00	\$5,275,000.00

Project # *Division* *Organization Name*
 TBD - Christmas/New Year Holiday Campaign TRF-TS Texas Department of Transportation

Title / Desc. TBD - Christmas/New Year Holiday Campaign

TxDOT is seeking to execute a 1-year statewide Christmas/New Year Holiday paid media/public education campaign focused on designated driver education

Budget:

# Projects	Fund	Source	Federal Funding	State Funding	Program Income	Local Match	Project Total
1	402	AL	\$0.00	\$2,400,000.00	\$0.00	\$800,000.00	\$3,200,000.00

Project # *Division* *Organization Name*
 Various Local and Statewide Organizations TRF-TS Texas Department of Transportation

Title / Desc. Local Match Requirement Fulfillment

Local Match requirement for Section 410 grant application Federal award. To be fulfilled by local and statewide organizations; Sherry Matthews and ThinkStreet.

Budget:

# Projects	Fund	Source	Federal Funding	State Funding	Program Income	Local Match	Project Total
1	410	K8PM	\$0.00	\$0.00	\$0.00	\$8,451,236.00	\$8,451,236.00

Task: PI&E	Alcohol and Other Drug Counter Measures AL - 02
-----------------------	---

<i>Project #</i> 2013-ThinkSt-SOW-0019	<i>Division</i> TRF-TS	<i>Organization Name</i> ThinkStreet
---	---------------------------	---

Title / Desc. **Know When to Pass: Pass up that drink or pass off those keys.**

A campaign to raise awareness and change behaviors associated with game-day drinking and driving.

Objectives

- Conduct 1 tracking survey to measure behavior changes & problem awareness of sports-related impaired driving by 4/30/2013
- Collect 1 game-day crash data document to measure 2010 and 2011 campaign efforts by 9/30/2013
- Purchase 1 paid media schedule and solicit PSA media to support the campaign message by 9/30/2013
- Implement 1 social media strategy to support campaign by 9/30/2013
- Implement 1 grassroots outreach strategy to support campaign initiatives by 9/30/2013
- Implement 1 public relations and media relations effort by 9/30/2013
- Manage 12 months of PI&E campaign efforts by 9/30/2013
- Develop 1 additional creative elements as needed to support the campaign by 1/7/2013

Budget:

<i># Projects</i>	<i>Fund</i>	<i>Source</i>	<i>Federal Funding</i>	<i>State Funding</i>	<i>Program Income</i>	<i>Local Match</i>	<i>Project Total</i>
1	410	K8PM	\$1,000,000.00	\$0.00	\$0.00	\$3,000,000.00	\$4,000,000.00

<i>Project #</i> 2013-ThinkSt-SOW-0020	<i>Division</i> TRF-TS	<i>Organization Name</i> ThinkStreet
---	---------------------------	---

Title / Desc. **Toma> Maneja> Cárcel**

A Spanish language impaired driving prevention education and awareness program targeted to Texas Latinos, their influencers and community outreach partners.

Objectives

- Complete 1 follow-up benchmark research to measure campaign awareness by 7/20/2013
- Develop 1 partner-oriented resource page by 11/15/2012
- Implement 1 grassroots outreach strategy to support campaign initiatives by 9/30/2013
- Develop 1 additional creative elements as needed to support the campaign. by 9/30/2013
- Implement 1 public relations and media relations effort by 9/30/2013
- Manage 12 months of PI&E campaign efforts by 9/30/2013

Budget:

<i># Projects</i>	<i>Fund</i>	<i>Source</i>	<i>Federal Funding</i>	<i>State Funding</i>	<i>Program Income</i>	<i>Local Match</i>	<i>Project Total</i>
1	402	AL	\$671,089.01	\$0.00	\$0.00	\$1,342,379.00	\$2,013,468.01

Task: PI&E	Alcohol and Other Drug Counter Measures AL - 02
-----------------------	---

Project # 2013-ThinkSt-SOW-0021 Division TRF-TS Organization Name ThinkStreet

Title / Desc. **Summer P.A.S.S. (Person Appointed to Stay Sober) A Summer Impaired Driving Prevention Program**

A public awareness and prevention campaign to decrease the incidence of impaired driving in high-fatality summer months.

Objectives

- Conduct 1 study to analyze available crash data by 9/30/2013
- Manage 1 partner resource page by 9/30/2013
- Purchase 1 paid media schedule and solicit PSA media to support the campaign message by 9/30/2013
- Implement 1 social media strategy to support campaign by 9/30/2013
- Develop 1 additional creative elements as needed to support the campaign. by 5/5/2013
- Implement 1 public relations and media relations effort by 9/30/2013
- Manage 1 months of PI&E campaign efforts by 9/30/2013

Budget:

# Projects	Fund	Source	Federal Funding	State Funding	Program Income	Local Match	Project Total
1	402	AL	\$300,000.00	\$0.00	\$0.00	\$600,000.00	\$900,000.00

Project # 2013-ThinkSt-SOW-0027 Division TRF-TS Organization Name ThinkStreet

Title / Desc. **P.A.S.S. or Fail: A college test market program to curb drinking and driving behavior.**

P.A.S.S. (Person Appointed to Stay Sober): An impaired driving prevention program for three college test markets.

Objectives

- Conduct 1 tracking survey to measure effectiveness of campaign among college students by 9/15/2013
- Conduct 1 tracking survey to measure effectiveness of mobile application by 12/12/2012
- Develop 1 mobile application for college students by 12/12/2012
- Implement 1 outreach strategy to support campaign bilingual initiatives by 9/30/2013
- Develop 1 creative campaign with multiple elements by 11/1/2012
- Implement 1 public relations and media relations effort by 9/30/2013
- Manage 12 months of PI&E campaign efforts by 9/30/2013

Budget:

# Projects	Fund	Source	Federal Funding	State Funding	Program Income	Local Match	Project Total
1	402	AL	\$275,000.00	\$0.00	\$0.00	\$550,000.01	\$825,000.01

Task: **PI&E** Alcohol and Other Drug Counter Measures AL - 02

Project # 2013-ThinkSt-SOW-0026 Division TRF-TS Organization Name ThinkStreet

Title / Desc. **Get a Weekend PASS (Person Appointed To Stay Sober): A Weekend Impaired Driving Prevention Program**

A public awareness and prevention campaign to decrease the incidence of weekend impaired driving and alcohol involved vehicle crashes.

Objectives

- Develop 1 additional creative elements as needed to support the campaign. by 2/28/2013
- Implement 1 public relations and media relations effort by 9/30/2013
- Manage 12 months of PI&E campaign efforts by 9/30/2013
- Conduct 1 bilingual follow-up online and phone survey to measure campaign awareness by 5/30/2013
- Manage 1 partner resource page by 9/30/2013
- Purchase 1 paid media schedule and solicit PSA media to support the campaign message by 9/30/2013
- Implement 1 social media strategy to support campaign by 9/30/2013
- Implement 1 grassroots outreach strategy to support campaign initiatives by 4/30/2013

Budget:

# Projects	Fund	Source	Federal Funding	State Funding	Program Income	Local Match	Project Total
1	410	K8PM	\$960,000.00	\$0.00	\$0.00	\$1,940,000.00	\$2,900,000.00

Task: **Training** Alcohol and Other Drug Counter Measures AL - 02

Project # 2013-ESCVI-G-1YG-0172 Division TRF-TS Organization Name Education Service Center, Region VI

Title / Desc. **Alcohol Drug and Safety Education Program AD-A-STEP for Life.**

This is a 2 hour Alcohol Drug And Safety Education Program for adults identified as under educated by federal guidelines & 21st Century K-12 students and their parents in afterschool programs.

Objectives

- Develop 1 Teacher/Staff resource binder to consist of program lessons, supplementals, games, and activities by 9/30/2013
- Analyze 500 Participant evaluations to determine overall effectiveness of the Alcohol and Drug Education Program by 9/30/2013
- Teach 700 Adult Basic Education, ESL, 21st Century students in the Alcohol Drug and Safety Education Program by 9/30/2013
- Identify 25 Adult Basic Education, ESL, and 21 Century classes that will offer the two hour program by 9/30/2013

Budget:

# Projects	Fund	Source	Federal Funding	State Funding	Program Income	Local Match	Project Total
1	402	AL	\$83,300.21	\$0.00	\$0.00	\$30,000.00	\$113,300.21

Task: Training	Alcohol and Other Drug Counter Measures AL - 02
-----------------------	---

Project # 2013-ESCXIII-G-1YG-0043 Division TRF-TS Organization Name Education Service Center, Region XIII

Title / Desc. Alcohol and Other Drugs Module Revision of the Driver Education Model Program

This traffic safety project will revise the eight topics in Alcohol and Other Drugs Module in the Driver Education Model Program with the most current and up-to-date curricula content and data.

Objectives

- Revise 8 topics in the Alcohol and Other Drugs Module for the Texas Driver Education Model Program by 9/30/2013

Budget:

# Projects	Fund	Source	Federal Funding	State Funding	Program Income	Local Match	Project Total
1	402	AL	\$10,500.00	\$0.00	\$0.00	\$8,776.05	\$19,276.05

Project # 2013-Hillcres-G-1YG-0152 Division TRF-TS Organization Name Hillcrest Baptist Medical Center-Hillcrest

Title / Desc. TeenSafe Program

TeenSafe is a prevention outreach program whose mission is to promote education, responsibility & empowerment concerning traffic safety for preteens, teens, adults, schools & the community.

Objectives

- Conduct 2 TeenSafe Volunteer Certification Classes by 9/30/2013
- Maintain 48 traffic safety and alcohol awareness educational display areas by 9/30/2013
- Attend 1 TxDOT Program Partners Meeting by 9/30/2013
- Conduct 150 traffic safety and alcohol awareness educational presentations to youth by 9/30/2013
- Distribute 17000 PI&E traffic safety and alcohol awareness educational brochures by 9/30/2013
- Distribute 4 TeenSafe Times newsletters by 8/31/2013
- Conduct 3 seasonal safety campaigns by 8/30/2013
- Conduct 100 programs/presentations using technical simulations by 9/28/2013
- Conduct 16 traffic safety and alcohol awareness educational presentations to adults by 9/27/2013
- Assist 40 school-based interventions by 9/27/2013
- Assist 8 events within 3 or more contiguous counties by 9/28/2013
- Collect 2500 traffic safety and alcohol awareness surveys by 9/28/2013
- Maintain 2 databases by 9/27/2013
- Attend 24 community health fairs and events by 9/28/2013
- Participate in 1 coalition focusing on youth outreach by 9/27/2013

Budget:

# Projects	Fund	Source	Federal Funding	State Funding	Program Income	Local Match	Project Total
1	402	AL	\$188,490.00	\$0.00	\$0.00	\$213,516.50	\$402,006.50

Task: Training	Alcohol and Other Drug Counter Measures AL - 02
-----------------------	---

<i>Project #</i> 2013-Hillcres-G-1YG-0187	<i>Division</i> TRF-TS	<i>Organization Name</i> Hillcrest Baptist Medical Center-Hillcrest
--	---------------------------	--

Title / Desc. **Texas RED Program**

The Texas RED—Reality Education for Drivers—Program is an alcohol and other drug countermeasure targeting young drivers through a hospital based educational experience.

Objectives

- Conduct 1 seasonal alcohol and drug countermeasure campaign focusing on summer driving safety by 8/12/2013
- Conduct 1 seasonal alcohol and drug countermeasure campaign during graduation season by 6/14/2013
- Conduct 1 seasonal alcohol and drug countermeasure campaign during prom/formal season by 5/17/2013
- Conduct 1 seasonal alcohol and other drug campaign during spring break by 4/12/2013
- Conduct 1 seasonal alcohol and drug countermeasure campaign during football season by 12/31/2012
- Establish 20 alcohol/drug safety educational displays by 7/19/2013
- Collect 2000 alcohol/drug use assessments by 9/11/2013
- Attend 1 TxDOT alcohol program partners meeting by 9/30/2013
- Distribute 8000 Public Information and Education materials by 8/19/2013
- Coordinate 5 RED program sites for increased intervention efforts by 9/18/2013
- Conduct 9 alcohol education sessions with adult groups by 7/19/2013
- Establish 3 relationships with additional trauma center locations for future RED programs by 7/26/2013
- Conduct 24 RED Programs designed to increase intervention efforts by 9/23/2013

Budget:

<i># Projects</i>	<i>Fund</i>	<i>Source</i>	<i>Federal Funding</i>	<i>State Funding</i>	<i>Program Income</i>	<i>Local Match</i>	<i>Project Total</i>
1	410	K8	\$180,338.20	\$0.00	\$0.00	\$96,196.51	\$276,534.71

Task: Training	Alcohol and Other Drug Counter Measures AL - 02
-----------------------	---

Project #	District	Organization Name
2013-MADD-G-1YG-0055	HOU	Mothers Against Drunk Driving

Title / Desc. TAKE THE WHEEL in Harris and Montgomery Counties.

Increase awareness and reduce alcohol related traffic fatalities in Harris and Montgomery Counties in collaboration with law enforcement, the criminal justice system and the citizens.

Objectives

- Train 20 Volunteers to serve as court monitors by 9/30/2013
- Conduct 80 Roll Call Briefings with law enforcement agencies by 9/30/2013
- Implement 1600 Monitoring of DUI cases in the courts by court monitoring volunteers and staff by 9/30/2013
- Conduct 2 Media events to increase awareness of the problems associated with drunk driving by 9/30/2013
- Conduct 1 Law Enforcement Recognition and Awards Event by 9/30/2013
- Conduct 2 Judiciary and Service Agencies round tables to meet and discuss drunk driving issues by 9/30/2013
- Participate in 12 Monthly HGAC DWI committee meetings by 9/30/2013
- Attend 8 Coalition or TASK FORCE meetings in Harris and Montgomery Counties by 9/30/2013

Budget:

# Projects	Fund	Source	Federal Funding	State Funding	Program Income	Local Match	Project Total
1	402	AL	\$263,006.27	\$0.00	\$0.00	\$276,390.50	\$539,396.77

Project #	District	Organization Name
2013-MADD-G-1YG-0095	SAT	Mothers Against Drunk Driving

Title / Desc. TAKE THE WHEEL in Bexar County

Increase awareness and reduce alcohol related traffic fatalities in Bexar County in collaboration with law enforcement, the criminal justice system and the citizens of Bexar County.

Objectives

- Train 10 Volunteers to serve as court monitors by 9/30/2013
- Conduct 2 Speakers Bureau Training for Volunteers by 8/31/2013
- Conduct 30 Roll Call Briefings with law enforcement agencies by 9/30/2013
- Identify 15 Potential volunteers for training as court monitors by 9/30/2013
- Implement 600 Court Monitoring by 9/30/2013
- Conduct 1 Media Relation activity for TAKE THE WHEEL by 5/31/2013
- Conduct 1 Law Enforcement Recognition and Awards Event by 8/31/2013
- Coordinate 1 Judiciary and Service Agencies meeting to discuss drunk driving cases by 7/31/2013
- Attend 8 Coalition or TASK FORCE meetings in Bexar County by 9/30/2013

Budget:

# Projects	Fund	Source	Federal Funding	State Funding	Program Income	Local Match	Project Total
1	410	K8FR	\$142,849.40	\$0.00	\$0.00	\$50,970.95	\$193,820.35

Task: Training	Alcohol and Other Drug Counter Measures AL - 02
-----------------------	---

Project # 2013-MADD-G-1YG-0093 District ELP Organization Name Mothers Against Drunk Driving

Title / Desc. TAKE THE WHEEL in El Paso County.

Increase awareness and reduce alcohol related traffic fatalities in El Paso County in collaboration with law enforcement, the criminal justice system and the citizens.

Objectives

- Train 15 Volunteers to serve as court monitors by 8/31/2013
- Conduct 2 Speakers Bureau Training sessions for volunteers by 8/31/2013
- Conduct 30 Roll Call Briefings with law enforcement agencies by 9/30/2013
- Identify 15 Potential volunteers for training as court monitors by 9/30/2013
- Implement 600 Court Monitoring by 9/30/2013
- Conduct 1 Media Relation activity for TAKE THE WHEEL by 4/30/2013
- Conduct 1 Law Enforcement Recognition and Awards Event by 8/31/2013
- Coordinate 1 Judiciary and Service Agencies to meet and discuss drunk driving cases by 7/31/2013
- Attend 8 Coalition or TASK FORCE meetings in El Paso County by 9/30/2013

Budget:

# Projects	Fund	Source	Federal Funding	State Funding	Program Income	Local Match	Project Total
1	410	K8FR	\$118,583.60	\$0.00	\$0.00	\$42,086.16	\$160,669.76

Project # 2013-MADD-G-1YG-0092 District TYL Organization Name Mothers Against Drunk Driving

Title / Desc. TAKE THE WHEEL in Smith and Gregg County.

Increase awareness and reduce alcohol related traffic fatalities in Smith and Gregg County in collaboration with law enforcement, the criminal justice system and the citizens.

Objectives

- Train 10 Volunteers to serve as court monitors by 9/30/2013
- Conduct 2 Speakers Bureau Training for Volunteers by 8/31/2013
- Conduct 30 Roll Call Briefings with law enforcement agencies by 9/30/2013
- Identify 15 Potential volunteers for training as court monitors by 9/30/2013
- Implement 600 Court Monitoring by 9/30/2013
- Conduct 1 Media Relation activity for TAKE THE WHEEL by 4/30/2013
- Conduct 1 Law Enforcement Recognition and Awards Event by 8/31/2013
- Coordinate 2 Judiciary and Service Agencies to meet and discuss drunk driving cases by 7/31/2013
- Attend 8 Coalition or TASK FORCE meetings by 9/30/2013

Budget:

# Projects	Fund	Source	Federal Funding	State Funding	Program Income	Local Match	Project Total
1	402	AL	\$145,292.25	\$0.00	\$0.00	\$51,228.88	\$196,521.13

Task: Training	Alcohol and Other Drug Counter Measures AL - 02
-----------------------	---

<i>Project #</i> 2013-MADD-G-1YG-0091	<i>Division</i> TRF-TS	<i>Organization Name</i> Mothers Against Drunk Driving
--	---------------------------	---

Title / Desc. **TAKE THE WHEEL in Dallas, Travis, Cameron and Hidalgo Counties.**

Increase awareness and reduce alcohol related traffic fatalities in Dallas, Travis, Cameron and Hidalgo Counties in collaboration with law enforcement, the criminal justice system and the citizens.

Objectives

- Produce 1 Speaker Bureau training Manual by 9/30/2013
- Train 30 Volunteers to serve as court monitors by 9/30/2013
- Conduct 12 Speakers Bureau Training for Volunteers by 9/30/2013
- Conduct 120 Roll Call Briefings with law enforcement agencies by 9/30/2013
- Implement 3600 Monitoring of DWI/DUI cases in the courts by court monitoring volunteers and staff by 9/30/2013
- Conduct 6 Media events to engage and support community events by 9/30/2013
- Conduct 3 Law Enforcement Recognition and Awards Events in Dallas, Travis, Hidalgo and Cameron Counties by 9/30/2013
- Conduct 6 Judiciary and Service Agencies meetings in Dallas, Travis, Hidalgo and Cameron Counties by 9/30/2013
- Attend 36 Coalition meeting to discuss drunk driving issues by 9/30/2013

Budget:

<i># Projects</i>	<i>Fund</i>	<i>Source</i>	<i>Federal Funding</i>	<i>State Funding</i>	<i>Program Income</i>	<i>Local Match</i>	<i>Project Total</i>
1	410	K8FR	\$800,382.73	\$0.00	\$0.00	\$320,440.00	\$1,120,822.73

<i>Project #</i> 2011-SHSU-G-3YG-0037	<i>Division</i> TRF-TS	<i>Organization Name</i> Sam Houston State University
--	---------------------------	--

Title / Desc. **Drug Impairment Training for Texas Employers**

The primary goal of this proposal is to work with TX employers to educate employees on traffic safety, specifically driving impaired reducing the number of fatalities and injuries on Texas roadways.

Objectives

- Train 300 Texas employers in the 6-hour drug impairment training course by 9/30/2013
- Maintain 1 Sam Houston State University Impaired Driving Initiatives website by 9/30/2013
- Develop 1 DITTE instructor subcontract to be implemented by 9/30/2013
- Conduct 1 Advisory Group meeting to review the Drug Impairment Training for Texas Employers curriculum by 9/30/2013

Budget:

<i># Projects</i>	<i>Fund</i>	<i>Source</i>	<i>Federal Funding</i>	<i>State Funding</i>	<i>Program Income</i>	<i>Local Match</i>	<i>Project Total</i>
1	410	K8FR	\$201,765.49	\$0.00	\$0.00	\$65,510.92	\$267,276.41

Task: Training	Alcohol and Other Drug Counter Measures AL - 02
-----------------------	---

<i>Project #</i>	<i>Division</i>	<i>Organization Name</i>
2013-SHSU-G-1YG-0060	TRF-TS	Sam Houston State University

Title / Desc. Impaired Driving Initiatives - DECP, ARIDE, and DITEP

Maintain network of certified DREs, ensure compliance with DRE standards, and compile data on impaired driving in Texas. Provide DRE, ARIDE and DITEP training in Texas,

Objectives

- Provide 100 Texas prosecutors with DRE updates, materials, list of current DREs and DRE instructors by 9/30/2013
- Train 60 Texas peace officers in the NHTSA/IACP approved DRE course by 9/30/2013
- Train 10 Texas peace officers as DRE instructors in the NHTSA/IACP approved DRE Instructor course by 9/20/2013
- Train 240 Texas peace officers in the NHTSA/IACP approved ARIDE course by 9/30/2013
- Revise 1 Texas DRE Recertification curriculum maintaining IACP standards by 9/30/2013
- Revise 1 set of DRE student and instructor policies by 9/30/2013
- Train 500 secondary educational professionals in the NHTSA/IACP approved DITEP training by 9/30/2013
- Maintain 1 Sam Houston State University Impaired Driving Grant Website by 9/30/2013
- Maintain 1 National DRE Tracking Database (Texas Section) by 9/30/2013
- Provide 2 judicial entities with education information to judicial venues (conferences, meetings, etc.) by 9/30/2013
- Train 60 DREs in the 8 hour Texas DRE Recertification course by 9/30/2013
- Conduct 1 DRE Work Group meeting to review the current DRE, ARIDE, and DITEP program materials by 4/30/2013
- Conduct 1 DRE instructor update course to review DRE, DITEP, ARIDE course materials and NHTSA/IACP updates by 3/31/2013
- Develop 1 DRE Instructor subcontract to be implemented by 12/31/2012
- Conduct 1 Agency coordinator regional meeting to review the Texas DRE Program by 9/30/2013

Budget:

# Projects	Fund	Source	Federal Funding	State Funding	Program Income	Local Match	Project Total
1	410	K8	\$549,213.57	\$0.00	\$6,750.00	\$612,495.21	\$1,168,458.78

<i>Project #</i>	<i>Division</i>	<i>Organization Name</i>
2013-TST-G-1YG-0182	TRF-TS	Texans Standing Tall

Title / Desc. High Visibility Enforcement Campaign to Reduce Underage Social Access to Alcohol

To reduce social access to alcohol by youth through law enforcement trainings on controlled party dispersal, a media campaign publicizing zero tolerance laws and enforcement, and community advocacy.

Objectives

- Create 1 press kit for communities that includes background info and statistics re underage drinking and DUI by 3/1/2013
- Provide 1 media advocacy training for community coalition members tailored to this program by 1/31/2013
- Coordinate 4 trainings for local law enforcement on controlled party dispersal techniques by 3/1/2013

Budget:

# Projects	Fund	Source	Federal Funding	State Funding	Program Income	Local Match	Project Total
1	402	AL	\$148,397.38	\$0.00	\$0.00	\$57,338.00	\$205,735.38

Task: Training	Alcohol and Other Drug Counter Measures AL - 02
-----------------------	---

Project # 2013-TST-G-1YG-0238 Division TRF-TS Organization Name *Texans Standing Tall*

Title / Desc. **Zero Alcohol for Youth Campaign to Reduce DUI-Related Crashes Among Drivers Under 21 Statewide: Yr 2**

TST will add new sites and increase campaign efficacy by providing booster trainings to sites already trained. TST will also form a statewide Youth Advisory Council stemming from the campaign.

Objectives

- Train 4 new sites to implement the Zero Alcohol for Youth Campaign by 9/30/2013
- Utilize 1 TST college campus database to solicit recommendations for the Youth Advisory Council (YAC) by 8/31/2013
- Provide 5 opportunities for YAC engagement with TST in FY 2012-2013 by 8/31/2013
- Create 1 statewide Youth Advisory Council (YAC) to advise TST on Zero Alcohol for Youth campaign by 8/31/2013
- Evaluate 1 Zero Alcohol for Youth Campaign program by 8/31/2013
- Implement 1 booster training assistance program for the 5 steps of the Zero Alcohol for Youth campaign by 8/31/2013

Budget:

# Projects	Fund	Source	Federal Funding	State Funding	Program Income	Local Match	Project Total
1	410	K8PM	\$234,486.19	\$0.00	\$0.00	\$82,018.77	\$316,504.96

Project # 2013-Texas Ag-G-1YG-0155 District BRY Organization Name *Texas AgriLife Extension Service*

Title / Desc. **Texas AgriLife Extension Alcohol and Other Drugs Parent Education Pilot Program**

Education and awareness pilot parent education program designed to improving parenting, family and children's life skills to reduce the number of DUI related crashes where the driver is under age 21.

Objectives

- Evaluate 1 Pilot Project by 9/30/2013
- Conduct 14 Youth Life Skills Education Classes by 9/30/2013
- Conduct 14 Parent Education Classes by 9/30/2013
- Identify 1 Community partner to promote parent classes. by 9/30/2013
- Implement 1 Parent Education Skills Program by 9/30/2013
- Train 1 Group of Volunteer Parent Educators by 9/30/2013
- Identify 1 community group to promote project by 9/30/2013
- Create 1 Project Advisory Group by 9/30/2013
- Conduct 15 Parental influence awareness programs by 9/30/2013
- Develop 1 Parental influence Education Program by 9/30/2013

Budget:

# Projects	Fund	Source	Federal Funding	State Funding	Program Income	Local Match	Project Total
1	402	AL	\$81,247.29	\$0.00	\$0.00	\$18,181.43	\$99,428.72

Task: Training	Alcohol and Other Drug Counter Measures AL - 02
-----------------------	---

<i>Project #</i> 2013-Texas Ag-G-1YG-0081	<i>Division</i> TRF-TS	<i>Organization Name</i> Texas AgriLife Extension Service
--	---------------------------	--

Title / Desc. Texas AgriLife Extension Service Alcohol Awareness Program

Education and awareness program on the dangers of impaired driving to reduce alcohol related crashes and fatalities. Emphasis is on reducing impaired driving among youth, especially in rural counties.

Objectives

- Provide 25 Extension agents or safety advocates with resources to raise awareness of impaired motorcycle riding by 9/30/2013
- Educate 5000 participants on alcohol awareness using DWI simulator, pedal car, and/or other resources by 9/30/2013
- Conduct 80 programs to promote alcohol awareness using DWI simulator or pedal car & other resources by 9/30/2013
- Provide 10 demonstrations to educate the public & stakeholders on the use of interlock technologies by 9/30/2013
- Coordinate 1 pilot program for minors with alcohol-related offenses through peer education by 9/30/2013
- Educate 20 medical providers on screening and brief intervention for reducing impaired driving in rural areas by 9/30/2013
- Attend 1 TxDOT Traffic Safety Program Partners meeting to engage with partners & share program information by 9/30/2013
- Distribute 30000 PI&E to promote alcohol awareness at community events by 9/30/2013
- Maintain 1 website at www.watchurbac.tamu.edu with alcohol awareness information by 9/30/2013
- Provide 60 police agencies with information to increase Standardized Field Sobriety Testing refresher training by 9/30/2013
- Provide 60 police departments or judges with training information to increase enforcement of underage drinking by 9/30/2013
- Maintain 2 social networking sites for information dissemination and marketing of programs by 9/30/2013

Budget:

<i># Projects</i>	<i>Fund</i>	<i>Source</i>	<i>Federal Funding</i>	<i>State Funding</i>	<i>Program Income</i>	<i>Local Match</i>	<i>Project Total</i>
1	410	K8	\$272,200.99	\$0.00	\$0.00	\$117,202.00	\$389,402.99

Task: Training	Alcohol and Other Drug Counter Measures AL - 02
-----------------------	---

Project # 2013-TABC-G-1YG-0002	Division TRF-TS	Organization Name Texas Alcoholic Beverage Commission
-----------------------------------	--------------------	--

Title / Desc. TABC Marketing Practices Educational Project

To reduce DUI and other alcoholic beverage related offenses by providing information and educational opportunities on TABC Marketing Practices for alcoholic beverage businesses and the general public.

Objectives

- Distribute 3 press packages statewide for the general public related to project activities and campaigns by 6/30/2013
- Create 1 Marketing Practices campaign for the alcoholic beverage industry, law enforcement and the public by 9/30/2013
- Create 1 Special Events campaign for alcoholic beverage businesses and law enforcement officers by 9/30/2013
- Create 1 False ID campaign for alcoholic beverage business employees and law enforcement officers by 9/30/2013
- Train 4800 certified peace officers on marketing practices and alcoholic beverage enforcement operations/laws by 9/30/2013
- Educate 8000 retail employees on false IDs, special events, marketing practices and alcoholic beverage laws by 9/30/2013

Budget:

# Projects	Fund	Source	Federal Funding	State Funding	Program Income	Local Match	Project Total
1	402	AL	\$280,000.00	\$0.00	\$0.00	\$154,685.49	\$434,685.49

Project # 2013-TAC-G-1YG-0228	Division TRF-TS	Organization Name Texas Association of Counties
----------------------------------	--------------------	--

Title / Desc. Rural Courts Impaired Driving Liaison Project

Educate Rural County Judges on the effective use of evidence based principles to reduce impaired driving, including the use of alcohol monitoring technology.

Objectives

- Attend 2 TxDOT Program Partners Meeting by 9/30/2013
- Attend 2 Education Committee Meetings by 9/30/2013
- Maintain 1 DWI courts website by 9/30/2013
- Provide 1 DWI courts telephone hotline/help desk by 9/30/2013
- Provide 1 DWI courts annual conference by 9/30/2013
- Educate 195 Constitutional County Judges by 9/30/2013

Budget:

# Projects	Fund	Source	Federal Funding	State Funding	Program Income	Local Match	Project Total
1	410	K8FR	\$233,192.50	\$0.00	\$0.00	\$103,216.00	\$336,408.50

Task: Training	Alcohol and Other Drug Counter Measures AL - 02
-----------------------	---

<i>Project #</i>	<i>Division</i>	<i>Organization Name</i>
2013-TCJ-G-1YG-0015	TRF-TS	Texas Center for the Judiciary

Title / Desc. Texas Judicial Resource Liaison and DWI Judicial Education

This project improves adjudication of DWI cases through education, technical assistance, and support materials for judges, DWI Court teams, Administrative Law Judges and student conduct officers.

Objectives

- Evaluate 6 Texas DWI Courts by 9/30/2013
- Coordinate 1 DWI Court recidivism study by 9/30/2013
- Develop 1 DWI Court monitoring shareware by 9/30/2013
- Manage 1 Texas Judges' DWI Resource website by 9/30/2013
- Distribute 4 DWI Newsletters by 9/30/2013
- Attend 2 Texas Center for the Judiciary's Curriculum Committee meetings as ex-officio member by 7/31/2013
- Conduct 3 DWI judicial education breakout sessions at TCJ's Annual Judicial Education Conference by 9/13/2013
- Conduct 1 DWI College for DWI Court Teams, Administrative Law Judges and Student Conduct Officers by 9/27/2013
- Conduct 1 DWI College for Trial Judges by 7/31/2013
- Conduct 3 DWI technology breakout sessions at the Criminal Justice Conference by 5/31/2013
- Conduct 1 DWI Court Team Training for judicial teams by 6/30/2013
- Conduct 4 DWI judicial education breakout sessions at the Winter Regional Conferences by 4/30/2013
- Coordinate 1 Meeting of Traffic Safety Grant Program Partners by 2/28/2013
- Maintain 1 Judicial Resource Liaison by 9/30/2013

Budget:

# Projects	Fund	Source	Federal Funding	State Funding	Program Income	Local Match	Project Total
1	410	K8	\$761,772.71	\$0.00	\$0.00	\$877,590.26	\$1,639,362.97

<i>Project #</i>	<i>Division</i>	<i>Organization Name</i>
Project Celebration	TRF-TS	Texas Department of Transportation

Title / Desc. Project Celebration

Project Celebration Mini-Grants are state funded grants to approximately 575 high schools to assist in sponsoring alcohol free events around prom and graduation time.

Budget:

# Projects	Fund	Source	Federal Funding	State Funding	Program Income	Local Match	Project Total
1	402	AL	\$0.00	\$200,000.00	\$0.00	\$0.00	\$200,000.00

Task: Training	<i>Alcohol and Other Drug Counter Measures AL - 02</i>
-----------------------	--

<i>Project #</i> 2013-TDCAA-G-1YG-0119	<i>Division</i> TRF-TS	<i>Organization Name</i> Texas District and County Attorneys Association
---	---------------------------	---

Title / Desc. **DWI Resource Prosecutor**

TDCAA will maintain a qualified DWI Resource Prosecutor as trainer and liaison, provide regional prosecutor/officer trainings, publications, articles, case notes, technical assistance, and a web site.

Objectives

- Train 30 medical professionals at a one day Train the Trainer on legally obtaining blood evidence by 9/30/2013
- Create 1 report to TxDOT of a listening session of Texas prosecutors on Traffic Safety issues by 9/30/2013
- Maintain 1 web site with updated DWI-related content at tdcaa.com by 9/30/2013
- Provide 2900 Texas prosecutors with TDCAA's Transportation Code by 9/30/2013
- Provide 2900 Texas prosecutors three Trial Notebook Sheets on Blood Evidence, Drug Toxicology, and Crash Reconstr by 9/30/2013
- Provide 110 technical assistance by e-mail to prosecutors, officers and traffic safety partners by 9/30/2013
- Train 25 prosecutors and prosecutor support staff at a Train the Trainer program by 9/30/2013
- Train 1440 prosecutors and police officers at regional DWI programs by 9/30/2013
- Provide 4 programs to Traffic Safety Partners through qualified speakers on DWI and Traffic Safety topics by 9/30/2013
- Train 250 new Texas prosecutors at Prosecutor Trial Skills courses by 9/30/2013
- Provide 30 new DA investigators with TDCAA's Investigator Manual at the new investigator training by 9/30/2013
- Produce 4 DWI specific articles for TDCAA periodicals by 9/30/2013
- Provide 1 dedicated DWI Resource Prosecutor at the Texas District & County Attorneys Association by 9/30/2013
- Distribute 12 case notes on important DWI appellate decisions by e-mail and archive at tdcaa.com by 9/30/2013

Budget:

<i># Projects</i>	<i>Fund</i>	<i>Source</i>	<i>Federal Funding</i>	<i>State Funding</i>	<i>Program Income</i>	<i>Local Match</i>	<i>Project Total</i>
1	402	AL	\$539,988.06	\$0.00	\$0.00	\$554,052.74	\$1,094,040.80

Task: Training	Alcohol and Other Drug Counter Measures AL - 02
-----------------------	---

<i>Project #</i> 2013-TJCTC-G-1YG-0107	<i>Division</i> TRF-TS	<i>Organization Name</i> Texas Justice Court Training Center
---	---------------------------	---

Title / Desc. **Texas Justice Court Training Center Traffic Safety Initiative**

The project seeks to educate Justices of the Peace, as well as other local and county officials, about legal options and requirements aimed at reducing the incidence of DWI in their communities.

Objectives

- Distribute 1 Guide to Reporting Requirements publication electronically to Texas justices of the peace by 9/30/2013
- Revise 1 Guide to Reporting Requirements publication by 9/30/2013
- Distribute 1 newsletter entirely dedicated to program-related information by 9/30/2013
- Distribute 1 Magistration and Inquest Field Guide publication electronically to Texas judges by 9/30/2013
- Revise 1 Magistration and Inquest Field Guide publication by 9/30/2013
- Send 2 individuals, including program staff, to the Lifesavers Conference by 9/30/2013
- Distribute 3 newsletters containing an article relevant to the program by 9/30/2013
- Maintain 1 internet site dedicated to the program, accessible to judges and court personnel by 9/30/2013
- Train 1 group of newly elected or appointed justices of the peace in program areas at new judge seminars by 9/30/2013
- Conduct 6 four-hour program classes at 16 hour court personnel seminars by 9/30/2013
- Conduct 5 four-hour program classes at 20 hour judge seminars by 9/30/2013
- Enroll 20 additional Texas counties in the bond schematic program by 9/30/2013

Budget:

<i># Projects</i>	<i>Fund</i>	<i>Source</i>	<i>Federal Funding</i>	<i>State Funding</i>	<i>Program Income</i>	<i>Local Match</i>	<i>Project Total</i>
1	410	K8FR	\$127,425.39	\$0.00	\$0.00	\$128,203.01	\$255,628.40

Task: Training	Alcohol and Other Drug Counter Measures AL - 02
-----------------------	---

<i>Project #</i> 2013-TMCEC-G-1YG-0175	<i>Division</i> TRF-TS	<i>Organization Name</i> Texas Municipal Courts Education Center
---	---------------------------	---

Title / Desc. **Municipal Traffic Safety Initiatives**

To provide judicial education with emphasis on alcohol-related traffic safety issues to municipal judges, & court support personnel at the state, regional & local level.

Objectives

- Train 75 magistrates in ts courses at regional & local prog. & webinars related to impaired driving by 9/30/2013
- Coordinate 24 traffic safety exhibits at city and court-related seminars by 9/30/2013
- Conduct 1 statewide traffic safety conference for judges, court support personnel & city officials by 7/31/2013
- Produce 15 newsletter pages on traffic safety for municipal judges & court support personnel by 9/30/2013
- Train 100 municipal prosecutors in ts courses at TMCEC regional conferences, local programs, and webinars by 9/30/2013
- Educate 1200 municipal judges through an awareness (PI&E) campaign on traffic safety by 9/30/2013
- Train 1000 municipal judges in ts courses at reg. conferences, local programs, orientations, clinics, & webinar by 9/30/2013
- Train 800 municipal court sup. pers. in ts courses at reg. & local prog., orientations, clinics, & webinars by 9/30/2013
- Produce 10 information pages and links for the TMCEC website on traffic safety issues by 9/30/2013
- Identify 9 courts as award recipients for the MTSI Traffic Safety Awards by 2/15/2013

Budget:

<i># Projects</i>	<i>Fund</i>	<i>Source</i>	<i>Federal Funding</i>	<i>State Funding</i>	<i>Program Income</i>	<i>Local Match</i>	<i>Project Total</i>
1	402	AL	\$282,411.72	\$0.00	\$6,600.00	\$292,646.96	\$581,658.68

Task: Training	Alcohol and Other Drug Counter Measures AL - 02
-----------------------	---

<i>Project #</i> 2011-TMPA-G-3YG-0004	<i>Division</i> TRF-TS	<i>Organization Name</i> Texas Municipal Police Association
--	---------------------------	--

Title / Desc. **Focus on reducing impaired driving among youth: A statewide approach.**

This program will increase enforcement of laws related to underage drinking through increased law enforcement training and local coalition building. Its goal is to reduce underage impaired driving.

Objectives

- Update 1 Twenty-four hour train-the trainer curriculum by 12/31/2012
- Conduct 2 Train-the-Trainer courses by 4/30/2013
- Attend 1 National conference on underage impaired driving by 4/30/2013
- Develop 10 Local coalitions to reduce underage drinking and underage impaired driving by 9/30/2013
- Conduct 1 Instructor Colloquy by 6/30/2013
- Update 1 Eight hour curriculum by 12/31/2012
- Evaluate 70 Trainers by 9/30/2013
- Train 1400 Texas Peace Officers by 9/30/2013
- Distribute 7000 PI&E Materials by 9/30/2013
- Identify 20 New trainer candidates by 3/31/2013
- Expand 30 Local coalitions to reduce underage drinking and underage impaired driving by 9/30/2013
- Conduct 140 Eight hour courses by 9/30/2013

Budget:

<i># Projects</i>	<i>Fund</i>	<i>Source</i>	<i>Federal Funding</i>	<i>State Funding</i>	<i>Program Income</i>	<i>Local Match</i>	<i>Project Total</i>
1	410	K8	\$516,383.59	\$0.00	\$0.00	\$297,528.00	\$813,911.59

Task: Training	Alcohol and Other Drug Counter Measures AL - 02
-----------------------	---

<i>Project #</i> 2013-TMPA-G-1YG-0003	<i>Division</i> TRF-TS	<i>Organization Name</i> Texas Municipal Police Association
--	---------------------------	--

Title / Desc. Comprehensive Law Enforcement Advanced DUI/DWI Reporting System (LEADRS) Impaired Driving Project

Increase impaired driving reporting (LEADRS cases), integrations, Blood Alcohol Concentration (BAC) support, and continued development of a statewide tracking system utilizing LEADRS.

Objectives

- Conduct 400 Marketing strategies to increase LEADRS usage statewide by 9/30/2013
- Support 100% Blood Alcohol Concentration (BAC) reporting by law enforcement agencies by 9/30/2013
- Conduct 1 Customer satisfaction evaluation of the LEADRS system to measure effectiveness by 9/30/2013
- Collect 8290 DUI/DWI cases entered into LEADRS by 9/30/2013
- Develop 4 LEADRS integrations with agencies or record management systems by 9/30/2013
- Conduct 2 LEADRS steering committee meetings by 8/31/2013
- Complete 3 LEADRS web application enhancements by 9/30/2013
- Maintain 1 LEADRS website and server hosting by 9/30/2013
- Update 1 LEADRS Specialist operating polices and procedures manual by 11/30/2012
- Provide 100% Technical support and maintenance for LEADRS by 9/30/2013
- Support 100% Marketing alcohol related programs by 9/30/2013
- Conduct 6 Meetings with TxDOT Alcohol Program Manager or LEADRS staff by 9/30/2013
- Create 2 News and information articles on LEADRS by 7/31/2013
- Collect 15 Alcohol related articles for LEADRS Facebook page by 8/31/2013
- Train 450 Law enforcement officers on LEADRS by 9/30/2013
- Distribute 10000 Public information and educational (PI & E) program materials by 9/30/2013
- Send 52 Last drink reports to the Texas Alcoholic Beverage Commission by 9/30/2013
- Maintain 1 Team of qualified LEADRS Specialists by 9/30/2013
- Develop 1 Statewide tracking system on LEADRS DWI arrests by 9/30/2013
- Support 100% Local, state, national conferences, workshops, forums, training or seminars by 9/30/2013

Budget:

# Projects	Fund	Source	Federal Funding	State Funding	Program Income	Local Match	Project Total
1	410	K8	\$549,734.31	\$0.00	\$0.00	\$555,065.00	\$1,104,799.31

Task: Training	Alcohol and Other Drug Counter Measures AL - 02
-----------------------	---

Project # 2013-TMPA-G-1YG-0133 Division TRF-TS Organization Name Texas Municipal Police Association

Title / Desc. Standardized Field Sobriety Testing (SFST) Refresher Training Course

To conduct Standardized Field Sobriety Testing Refresher classes throughout the state for Texas peace officers.

Objectives

- Support 10 Alcohol related programs/events by 9/30/2013
- Conduct 110 Standardized Field Sobriety Testing Refresher Courses by 9/30/2013
- Produce 1 Instructor evaluation at the completion of each course by 9/30/2013
- Produce 1 Follow up evaluation to SFST students after six months (or within the grant year) by 9/30/2013
- Produce 1 NHTSA Standardized Field Sobriety Testing Practitioner Refresher manual by 9/30/2013

Budget:

# Projects	Fund	Source	Federal Funding	State Funding	Program Income	Local Match	Project Total
1	410	K8	\$511,697.79	\$0.00	\$0.00	\$521,100.25	\$1,032,798.04

Project # 2013-TMPA-G-1YG-0017 Division TRF-TS Organization Name Texas Municipal Police Association

Title / Desc. Reducing Alcohol and Drug Abuse on Campus

This program will educate law enforcement on and around college and university campuses about better enforcement and prevention of alcohol and drug abuse.

Objectives

- Develop 1 twenty-four hour train-the-trainer curriculum by 1/31/2013
- Identify 1 candidate for program employment by 10/31/2012
- Evaluate 10 instructors by 9/30/2013
- Identify 10 instructors to teach the eight-hour course by 2/28/2013
- Conduct 1 train-the-trainer course by 2/28/2013
- Train 200 Texas peace officers in university/college areas by 9/30/2013
- Distribute 400 PI&E materials by 9/30/2013
- Develop 1 eight-hour curriculum by 1/31/2013
- Conduct 20 eight hour courses in university/college areas by 9/30/2013

Budget:

# Projects	Fund	Source	Federal Funding	State Funding	Program Income	Local Match	Project Total
1	402	AL	\$144,489.12	\$0.00	\$0.00	\$56,990.00	\$201,479.12

Task: Training	Alcohol and Other Drug Counter Measures AL - 02
-----------------------	---

Project # 2013-TTI-G-1YG-0084 Division TRF-TS Organization Name Texas Transportation Institute

Title / Desc. Alcohol and Ignition Interlock Training for Texas Adult Probation Personnel

This project will provide training in a previously approved TxDOT Alcohol/Ignition Intrerlock program for Adult Probation Personnel.

Objectives

- Provide 240 sets of Alcohol/Ignition Interlock materials for probation personnel by 2/28/2013
- Train 240 Adult Probation Personnel by 9/30/2013

Budget:

# Projects	Fund	Source	Federal Funding	State Funding	Program Income	Local Match	Project Total
1	402	AL	\$160,432.97	\$0.00	\$0.00	\$54,208.03	\$214,641.00

Project # 2013-TTI-G-1YG-0101 Division TRF-TS Organization Name Texas Transportation Institute

Title / Desc. Expand Peer-to-Peer Program for Decreasing Alcohol-Impaired Driving by College Students

This project will address the problem of alcohol-impaired driving by college students and will be driven by peer-to-peer communication at no less than five different college campuses in Texas.

Objectives

- Collect 3 reviews of peer-program feedback and evaluation for program refinement by 9/30/2013
- Coordinate 5 separate programs at selected universities in Texas by 9/30/2013
- Identify 5 student networks to lead the implementation of the peer-based program by 3/31/2013
- Produce 1 website by 5/31/2013
- Produce 1 Facebook page by 2/28/2013
- Produce 1 starter kit and communications plan by 2/28/2013

Budget:

# Projects	Fund	Source	Federal Funding	State Funding	Program Income	Local Match	Project Total
1	410	K8	\$162,188.06	\$0.00	\$0.00	\$84,818.97	\$247,007.03

Task: **Training**

Alcohol and Other Drug Counter Measures AL - 02

Project # 2013-TTI-G-1YG-0073 Division TRF-TS Organization Name Texas Transportation Institute

Title / Desc. Statewide Impaired Driving Working Group and Impaired Driving Website

This project facilitates the impaired driving forum, administers the website, manages the impaired driving strategic plan, & oversees the statewide working groups/newly formed expert panel.

Objectives

- Conduct 1 Statewide Impaired Driving Forum in Austin, Texas by 4/30/2013
- Coordinate 2 meetings of the Texas Impaired Driving Expert Panel by 9/30/2013
- Revise 1 set of operational procedures for the interagency working group & expert panel by 12/31/2012
- Develop 1 final report by 9/30/2013
- Conduct 1 impaired driving sub-working group meeting to address specific areas by 8/31/2013
- Develop 6 educational documents for the impaired driving program (1-2 pages each) by 9/30/2013
- Revise 1 internal NHTSA State Alcohol Self-Assessment document by 9/30/2013
- Maintain 1 impaired driving website by 9/30/2013
- Coordinate 1 meeting for Statewide Impaired Driving Interagency Working Group (IWC) by 9/30/2013

Budget:

# Projects	Fund	Source	Federal Funding	State Funding	Program Income	Local Match	Project Total
1	410	K8PM	\$71,224.76	\$0.00	\$0.00	\$18,581.77	\$89,806.53

Project # 2013-TTI-G-1YG-0063 Division TRF-TS Organization Name Texas Transportation Institute

Title / Desc. A Public Awareness Campaign to Educate the Public on Reporting Alcohol Impaired Drivers

To educate the public on identifying and reporting impaired drivers. This project will expand an existing pilot project implemented in Deer Park from FY10-12 into additional areas of Texas.

Objectives

- Attend 4 public events in Travis County to garner recognition and support for the campaign. by 7/30/2013
- Produce 1 final report detailing partnerships and efforts of the campaign by 9/30/2013
- Attend 4 public events in Harris County to garner recognition and support for the campaign by 7/30/2013
- Distribute 20000 pieces of PI&E material in support of the campaign by 9/30/2013
- Produce 1 master copy of the brochure translated into the Spanish language by 1/31/2013
- Update 1 report impaired drivers web-site to reflect current events and statistics by 4/30/2013
- Create 1 support base for the report impaired drivers campaign by 9/30/2013

Budget:

# Projects	Fund	Source	Federal Funding	State Funding	Program Income	Local Match	Project Total
1	410	K8FR	\$54,389.98	\$0.00	\$0.00	\$29,352.27	\$83,742.25

Task: **Training**

Alcohol and Other Drug Counter Measures AL - 02

Project # 2013-Travis C-G-1YG-0008 District AUS Organization Name Travis County Attorney's UDPP

Title / Desc. **Comprehensive Underage Drinking Prevention Program**

To conduct a comprehensive underage drinking prevention program through educational efforts and peer to peer interaction to reduce underage alcohol consumption and underage drinking and driving.

Objectives

- Establish 12 collaboration between existing agencies on underage drinking and anti-DWI issues by 9/30/2013
- Conduct 1 year round public information and education (PI&E) campaign in the tri-county area by 9/30/2013
- Conduct 5 Underage Drinking Prevention Task Force meetings by 9/30/2013
- Collect 12 months of UDPP statistics in Travis, Hays and Williamson Counties by 9/30/2013
- Participate in 40 community events in Travis, Hays and Williamson Counties by 9/30/2013
- Conduct 460 Busted and Why Risk It presentations to youth and adults in Travis, Hays and Williamson Counties by 9/30/2013

Budget:

# Projects	Fund	Source	Federal Funding	State Funding	Program Income	Local Match	Project Total
1	410	K8	\$161,204.58	\$0.00	\$0.00	\$320,328.08	\$481,532.66

Project # 2013-UMCEP-G-1YG-0004 District ELP Organization Name University Medical Center of El Paso

Title / Desc. **Strengthening Our Families**

University Medical Center will initiate a prevention program in Clint ISD to build resiliency with youth/parents, reduce alcohol/drug use, develop local resources, and host a Shattered Dreams project.

Objectives

- Conduct 2 14 weekly 2-hour prevention/skills training with at risk parents and youth by 9/30/2013
- Coordinate 1 Shattered Dreams Program at a Clint ISD High School by 9/30/2013
- Train 4 Parent/Peer Educators to serve as community resource by 9/30/2013

Budget:

# Projects	Fund	Source	Federal Funding	State Funding	Program Income	Local Match	Project Total
1	402	AL	\$67,872.20	\$0.00	\$0.00	\$27,727.63	\$95,599.83

Project # 2013-UHD-G-1YG-0113 Division TRF-TS Organization Name University of Houston/Downtown

Title / Desc. **Mobile Video Instructor Training Course**

Police officer training course for classroom and FTO instructors consisting of the legal and procedural use of in-car mobile video recording equipment for impaired driving countermeasures.

Objectives

- Train 225 Texas peace officers on Mobile Video Instructor curriculum in 9 classes by 9/30/2013

Budget:

# Projects	Fund	Source	Federal Funding	State Funding	Program Income	Local Match	Project Total
1	410	K8	\$167,355.00	\$0.00	\$0.00	\$235,600.02	\$402,955.02

Task: Training	<i>Alcohol and Other Drug Counter Measures AL - 02</i>
-----------------------	--

<i>Project #</i> 2013-UHD-G-1YG-0159	<i>Division</i> TRF-TS	<i>Organization Name</i> University of Houston/Downtown
---	---------------------------	--

Title / Desc. **SFST/Blood Warrant/Mobile Video Updates**

Police officer training for Standardized Field Sobriety Testing Re-Certification, Evidentiary Blood Search Warrants, and Mobile Video updates.

Objectives

- Train 200 Texas peace officers in 10 classes on SFST/Blood Warrant/Mobile Video Updates by 9/30/2013

Budget:

<i># Projects</i>	<i>Fund</i>	<i>Source</i>	<i>Federal Funding</i>	<i>State Funding</i>	<i>Program Income</i>	<i>Local Match</i>	<i>Project Total</i>
1	410	K8	\$58,000.00	\$0.00	\$0.00	\$60,800.00	\$118,800.00

Alcohol and Other Drug Counter Measures **FY 2013**
Budget Module: AL - 2

Program Area	# Proj	Total	FEDERAL						STATE			Fed. 402 to Local	
			402	405	406	408	410	2010	2011	STATE	INCOME		LOCAL
Program Management	0												
Enforcement	86	\$11,290,854.91	\$336,241.60				\$4,852,221.37					\$6,102,391.94	\$336,241.60
Evaluation	2	\$294,034.98	\$146,879.50				\$84,991.32					\$62,164.16	
Public Information & Education	14	\$59,370,955.02	\$3,215,624.01				\$4,410,000.00			\$2,400,000.00		\$49,345,331.01	
Training	34	\$14,898,012.67	\$2,395,427.47				\$5,874,388.84			\$200,000.00	\$13,350.00	\$6,414,846.36	\$908,393.90
TOTALS:	136	\$85,853,857.58	\$6,094,172.58				\$15,221,601.53			\$2,600,000.00	\$13,350.00	\$61,924,733.47	\$1,244,635.50

--

Emergency Medical Services

EM - 03

Goals

- To improve EMS care and support provided to motor vehicle trauma victims in rural and frontier areas of Texas.

Project Descriptions

Task: Training	<i>Emergency Medical Services EM - 03</i>
-----------------------	---

<i>Project #</i>	<i>Division</i>	<i>Organization Name</i>
2013-TEEXESTI-G-1YG-0214	TRF-TS	Texas Engineering Extension Service - ESTI

Title / Desc. Rural / Frontier EMS Education Training Program

Provide education and training to Rural/Frontier response departments in Texas. To enhance responder training in these areas and reduce EMS response times to MVA trauma victims in Rural/Frontier Texas

Objectives

- Distribute 12 Training / Recruitment announcements by 9/30/2013
- Update 36 times, the funded class listing on the Rural / Frontier EMS Education website by 9/30/2013
- Train 150 Students in Continuing Education classes by 9/30/2013
- Train 600 Students in initial EMS classes by 9/30/2013
- Maintain 96620 Student Hours while Attending Course by 9/30/2013
- Attend 2 Conference / Meetings by 9/30/2013

Budget:

<i># Projects</i>	<i>Fund</i>	<i>Source</i>	<i>Federal Funding</i>	<i>State Funding</i>	<i>Program Income</i>	<i>Local Match</i>	<i>Project Total</i>
1	402	EM	\$515,534.39	\$0.00	\$0.00	\$795,412.80	\$1,310,947.19

Emergency Medical Services

FY 2013
Budget Module: EM - 3

Program Area	# Proj	Total	FEDERAL						STATE			Fed. 402 to Local	
			402	405	406	408	410	2010	2011	STATE	INCOME		LOCAL
Program Management	0												
Enforcement	0												
Evaluation	0												
Public Information & Education	0												
Training	1	\$1,310,947.19	\$515,534.39									\$795,412.80	
TOTALS:	1	\$1,310,947.19	\$515,534.39									\$795,412.80	

--	--	--	--	--	--	--	--	--	--	--	--	--	--

Motorcycle Safety

MC - 04

Goals

- To reduce the number of motorcyclist fatalities

Project Descriptions

Task: PI&E	Motorcycle Safety MC - 04
-----------------------	---------------------------

<i>Project #</i>	<i>Division</i>	<i>Organization Name</i>
2013-EnviroMe-SOW-0045	TRF-TS	EnviroMedia Social Marketing

Title / Desc. Motorcycle Public Information and Education Campaign

Bilingual public awareness and education campaign to raise awareness of motorcyclists amongst motorists.

Objectives

- Reduce 416 Number of crashes and fatalities reported by FARS by 9/30/2013

Budget:

# Projects	Fund	Source	Federal Funding	State Funding	Program Income	Local Match	Project Total
1	2010	K6	\$410,000.00	\$0.00	\$0.00	\$1,232,920.00	\$1,642,920.00

Task: Training	Motorcycle Safety MC - 04
-----------------------	---------------------------

<i>Project #</i>	<i>Division</i>	<i>Organization Name</i>
2013-TTI-G-1YG-0071	TRF-TS	Texas Transportation Institute

Title / Desc. Increasing Recruitment / Retention of Motorcyclist Safety Training Instructors

Increase recruitment/retention of motorcyclist safety training instructors through delivery of statewide regional workshops, training videos & deployment of web-based training for instructors.

Objectives

- Conduct 8 Pre and post workshop evaluation by 9/30/2013
- Produce 1 web-based training program by 9/30/2013
- Produce 4 on-bike or classroom instructor training scenarios by 9/30/2013
- Coordinate 8 regional professional development workshops by 9/30/2013

Budget:

# Projects	Fund	Source	Federal Funding	State Funding	Program Income	Local Match	Project Total
1	402	MC	\$174,773.52	\$0.00	\$0.00	\$19,520.50	\$194,294.02

Task: Training	<i>Motorcycle Safety MC - 04</i>
-----------------------	----------------------------------

<i>Project #</i>	<i>Division</i>	<i>Organization Name</i>
2013-TTI-G-1YG-0070	TRF-TS	Texas Transportation Institute

Title / Desc. **Statewide Motorist Awareness & Motorcyclist Safety Outreach and Support**

Public education & information outreach which involves motorcyclists & other safety groups helping to raise motorists' knowledge of safely sharing the road with motorcyclists & rider safety awareness.

Objectives

- Evaluate 1 Statewide Motorist and Rider Awareness Outreach Activities by 9/30/2013
- Provide 10 Public Event Outreach and Support by 9/30/2013
- Maintain 20 Website Content Update and Maintenance by 9/30/2013
- Coordinate 16 Texas Motorcycle Safety Coalition & Board Activities by 9/30/2013
- Develop 1 Statewide Motorist Awareness & Motorcyclist Safety Outreach Plan by 9/30/2013

Budget:

<i># Projects</i>	<i>Fund</i>	<i>Source</i>	<i>Federal Funding</i>	<i>State Funding</i>	<i>Program Income</i>	<i>Local Match</i>	<i>Project Total</i>
1	402	MC	\$211,158.25	\$0.00	\$0.00	\$31,908.05	\$243,066.30

Motorcycle Safety

FY 2013
Budget Module: MC - 4

Program Area	# Proj	Total	FEDERAL						STATE			Fed. 402 to Local	
			402	405	406	408	410	2010	2011	STATE	INCOME		LOCAL
Program Management	0												
Enforcement	0												
Evaluation	0												
Public Information & Education	1	\$1,642,920.00							\$410,000.00				\$1,232,920.00
Training	2	\$437,360.32	\$385,931.77										\$51,428.55
TOTALS:	3	\$2,080,280.32	\$385,931.77						\$410,000.00				\$1,284,348.55

--	--	--	--	--	--	--	--	--	--	--	--	--

Occupant Protection

OP - 05

Goals

- To increase occupant restraint use in all passenger vehicles and trucks

Project Descriptions

Task: Enforcement	Occupant Protection OP - 05
--------------------------	-----------------------------

<i>Project #</i>	<i>Division</i>	<i>Organization Name</i>
TRF-TS CIOT STEP	TRF-TS	Texas Department of Transportation

Title / Desc. Click It Or Ticket STEP Grant Program

Coordinate and conduct yearly mobilizations consisting of increased OP enforcement and earned media activities.

Budget:

# Projects	Fund	Source	Federal Funding	State Funding	Program Income	Local Match	Project Total
35	402	OP	\$500,000.00	\$0.00	\$0.00	\$0.00	\$500,000.00

<i>Project #</i>	<i>Division</i>	<i>Organization Name</i>
TRF-TS CIOT STEP Incentives	TRF-TS	Texas Department of Transportation

Title / Desc. Click It Or Ticket STEP Incentive Program

Coordinate and conduct quarterly mobilizations consisting of increased OP enforcement and earned media activities.

Budget:

# Projects	Fund	Source	Federal Funding	State Funding	Program Income	Local Match	Project Total
20	405	K2	\$60,000.00	\$0.00	\$0.00	\$0.00	\$60,000.00

Task: Evaluation	Occupant Protection OP - 05
-------------------------	-----------------------------

<i>Project #</i>	<i>Division</i>	<i>Organization Name</i>
TRF-TS CIOT Evaluation	TRF-TS	Texas Department of Transportation

Title / Desc. Click-It-or-Ticket Evaluation Project

Conduct surveys of safety belt use to evaluate the CIOT campaign.

Budget:

# Projects	Fund	Source	Federal Funding	State Funding	Program Income	Local Match	Project Total
1	402	OP	\$60,000.00	\$0.00	\$0.00	\$0.00	\$60,000.00

Task: Evaluation	Occupant Protection OP - 05
-------------------------	-----------------------------

Project # 2013-TTI-G-1YG-0088 Division TRF-TS Organization Name Texas Transportation Institute

Title / Desc. OP Observational Surveys

Surveys of occupant restraint use are conducted to estimate statewide belt use, child occupant restraint use, and front seat driver & passenger use & characteristics in 18 cities.

Objectives

- Conduct 1 statewide survey in 22 Texas counties using survey sampling and protocol that is certified by NHTSA by 8/31/2013
- Conduct 1 survey of front seat occupant restraint use in 18 Texas cities by 9/30/2013
- Conduct 1 survey of occupant restraint use among school age children (5-16 years old) in 18 Texas cities by 9/30/2013
- Conduct 1 survey of child restraint use in 14 Texas cities by 9/30/2013

Budget:

# Projects	Fund	Source	Federal Funding	State Funding	Program Income	Local Match	Project Total
1	402	OP	\$325,869.91	\$0.00	\$0.00	\$36,464.96	\$362,334.87

Project # 2013-TTI-G-1YG-0089 Division TRF-TS Organization Name Texas Transportation Institute

Title / Desc. Nighttime OP Observation Surveys

Conduct observational surveys in 18 Texas cities during nighttime hours.

Objectives

- Conduct 1 survey of nighttime safety belt use in 18 cities by 9/30/2013

Budget:

# Projects	Fund	Source	Federal Funding	State Funding	Program Income	Local Match	Project Total
1	402	OP	\$58,681.61	\$0.00	\$0.00	\$6,546.89	\$65,228.50

Task: PI&E	Occupant Protection OP - 05
-----------------------	-----------------------------

Project # 2013-EnviroMe-SOW-0047 Division TRF-TS Organization Name EnviroMedia Social Marketing

Title / Desc. Child Passenger Safety Public Information and Education Campaign

Bilingual public awareness and education campaign to increase the proper selection and use of child safety seats coinciding with the NHTSA Child Passenger Safety Week.

Objectives

- Increase Child Passenger Restraint Use for Children Ages 0-4 (TTI) from 89% to 91% by 9/30/2013

Budget:

# Projects	Fund	Source	Federal Funding	State Funding	Program Income	Local Match	Project Total
1	405	K2PM	\$500,000.00	\$0.00	\$0.00	\$1,516,280.00	\$2,016,280.00

Task: PI&E	Occupant Protection OP - 05
-----------------------	-----------------------------

<i>Project #</i>	<i>Division</i>	<i>Organization Name</i>
TBD - Click It or Ticket Campaign	TRF-TS	Texas Department of Transportation

Title / Desc. TBD - Click It or Ticket Campaign

TxDOT is seeking to execute a 1-year statewide Click It or Ticket (CIOT) project for paid media/public education outreach to coincide with the national NHTSA Memorial Day campaign. Re-bid in progress. Vendor TBD.

Budget:

# Projects	Fund	Source	Federal Funding	State Funding	Program Income	Local Match	Project Total
1	405	K2PM	\$2,000,000.00	\$0.00	\$0.00	\$6,000,000.00	\$8,000,000.00

<i>Project #</i>	<i>Division</i>	<i>Organization Name</i>
2013-ThinkSt-SOW-0018	TRF-TS	ThinkStreet

Title / Desc. Teen Click It or Ticket: An Occupant Protection Program Directed to a High-Risk Audience

A statewide public education and awareness program designed to increase seat belt use among teen drivers and passengers, ages 15-20.

Objectives

- Conduct 1 study to measure campaign awareness by 4/15/2013
- Manage 1 landing page updates by 1/25/2013
- Purchase 1 paid media schedule and solicit PSA media to support the campaign message by 9/30/2013
- Coordinate 1 statewide school outreach effort by 9/30/2013
- Implement 1 grassroots outreach strategy to support campaign initiatives by 9/30/2013
- Develop 1 creative campaign with multiple elements by 1/10/2013
- Implement 1 public relations and media relations effort by 9/30/2013
- Manage 12 months of PI&E campaign efforts by 9/30/2013

Budget:

# Projects	Fund	Source	Federal Funding	State Funding	Program Income	Local Match	Project Total
1	402	OP	\$0.00	\$600,000.00	\$0.00	\$1,000,000.00	\$1,600,000.00

Task: Training	Occupant Protection OP - 05
-----------------------	-----------------------------

Project #	Division	Organization Name
2013-HHS-G-1YG-0191	TRF-TS	Hillcrest Baptist Medical Center-HHS

Title / Desc. Texas KidSafe Program

KidSafe will provide educational opportunities to parents/caregivers, children, and the general public on child passenger safety, safety in and around vehicles, and overall occupant protection.

Objectives

- Coordinate 4 public events focused on children's safety in and around vehicles by 8/30/2013
- Conduct 4 Child Passenger Safety Technician Certification Courses by 9/30/2013
- Conduct 25 Or participate in Child Safety Seat Check-up Events by 9/27/2013
- Distribute 950 Child Safety Seats to families in need by 9/30/2013
- Maintain 50 Child Passenger Safety Educational Displays by 9/27/2013
- Establish 30 Child Passenger Safety Educational Displays by 9/27/2013
- Create 4 Child Passenger Safety focused educational campaigns by 9/27/2013
- Distribute 500 Child Passenger Safety focused educational materials to retailers by 8/30/2013
- Conduct 100 Child Passenger Safety Educational Presentations to Adults by 9/20/2013
- Conduct 100 Child passenger safety educational presentations to youth between the ages of 3-16 by 9/20/2013
- Create 1 Docs on a Roll Medical Child Passenger Safety Toolkit by 2/28/2013
- Distribute 12 Docs on a Roll Medical Child Passenger Safety Toolkit for those completing CME Curriculum by 9/20/2013
- Distribute 10000 Child Passenger Safety Educational Packets by 9/30/2013
- Conduct 500 Fitting Station sessions at fitting station locations by 9/27/2013
- Conduct 4 Nursing for Safety In-Person Training Programs by 8/31/2013
- Maintain 1 database to record data collected on child safety seat inspection checklists and surveys by 9/30/2013
- Provide 500 educational materials to law enforcement, judicial, and public servants by 8/1/2013
- Provide 500 educational materials and resources to first responders, fire, and EMS personnel by 8/1/2013
- Conduct 200 follow-up appt with former KidSafe Program participants to assess misuse and/or increased awareness by 9/27/2013
- Distribute 2 newsletters to child passenger safety technicians by 9/6/2013
- Distribute 2 newsletters to the general community related to child passenger safety information by 9/6/2013
- Conduct 4 child passenger safety educational seminars for teachers and child care providers by 9/6/2013
- Provide 275 educational packets to persons identified by the "Please Be Seated" Program by 9/30/2013
- Participate in 35 health fairs, safety fairs and community events by 8/1/2013
- Coordinate 3 CEU Seminars for Certified Child Passenger Safety Technicians by 9/6/2013
- Conduct 15 child safety seat/seat belt observational surveys by 8/30/2013
- Train 10 Nurses via the "Nursing for Safety" Self-Study CPS Curriculum by 9/14/2013
- Create 1 Nursing for Safety Child Passenger Safety Self-Study Curriculum by 7/31/2013

Budget:

Task: **Training** Occupant Protection OP - 05

# Projects	Fund	Source	Federal Funding	State Funding	Program Income	Local Match	Project Total
1	2011	K3	\$192,315.00	\$0.00	\$0.00	\$252,672.43	\$444,987.43

Project # 2013-IPCOGD-G-1YG-0245 District DAL Organization Name Injury Prevention Center of Greater Dallas

Title / Desc. **Child Passenger Safety Training in Dallas**

The goal of the project is to increase the number of trained child passenger safety technicians in Dallas.

Objectives

- Conduct 200 On-going observational surveys at Parkland during newborn discharge by 9/30/2013
- Develop 1 Final project report by 9/30/2013
- Conduct 1 Child passenger safety (CPS) continuing education unit class by 6/30/2013
- Implement 1 Child passenger safety (CPS) technician retention strategy by 9/30/2013
- Conduct 3 Child passenger safety certification courses among Parkland employees and community stakeholders by 9/30/2013
- Conduct 2 Focus groups with certified child passenger safety technicians and former technicians by 1/31/2013

Budget:

# Projects	Fund	Source	Federal Funding	State Funding	Program Income	Local Match	Project Total
1	2011	K3	\$48,833.73	\$0.00	\$0.00	\$22,096.68	\$70,930.41

Project # 2013-IPCOGD-G-1YG-0162 District DAL Organization Name Injury Prevention Center of Greater Dallas

Title / Desc. **Give Kids a Boost II**

A one-year community-based school intervention to increase booster seat use among children ages 4 to 7 in high risk areas of Dallas.

Objectives

- Develop 1 Final project evaluation report by 9/30/2013
- Implement 1 strategy to increase booster seat use among children 4-7 years of age in the project area by 5/31/2013
- Conduct 2 car seat event (inspection station) at each project school by 6/30/2013
- Conduct 2000 Child restraint observations of children 4-7 years of age at project and comparison schools by 6/30/2013
- Conduct 4 Focus Groups among parents, teachers, safety advocates and community stakeholders by 12/31/2012

Budget:

# Projects	Fund	Source	Federal Funding	State Funding	Program Income	Local Match	Project Total
1	2011	K3	\$90,500.01	\$0.00	\$0.00	\$49,282.71	\$139,782.72

Task: Training	Occupant Protection OP - 05
-----------------------	-----------------------------

<i>Project #</i> 2011-ScottWhi-G-3YG-0038	<i>District</i> AUS	<i>Organization Name</i> Scott and White Memorial Hospital
--	------------------------	---

Title / Desc. **Safety Stop At Scott & White**

To conduct & coordinate child passenger restraint inspection events, provide education, information & training throughout the 11 counties of TxDOT Austin District

Objectives

- Develop 1 new public information & educational item to support the grant project activities by 6/30/2013
- Attend 8 local, state, nat'l child passenger partnership or task force meetings annually by 9/30/2013
- Increase involvement of new partners (EMS, LE, FD's, judges, prosecutors etc) in CPS efforts in each county from 0 to 2 by 9/30/2013
- Participate in 48 in a minimum of (48) community events; resulting in at least (3) in each target county by 9/30/2013
- Assist 15 with 14 or more CPS inspection events in the Austin District and no more 1 in a contiguous county by 9/30/2013
- Conduct 72 child safety inspection events throughout each of the 11 target counties; a minimum of 1 per county by 9/30/2013
- Distribute 800 child passenger safety seats throughout the target counties by 9/30/2013
- Distribute 60000 child passenger safety educational materials throughout each of the 11 target counties by 9/30/2013
- Conduct 11 child passenger restraint use surveys, (1) in each target county by 9/30/2013
- Conduct 1 32 hour NHTSA approved Child Passenger Safety Course with a minimum of (10) class participants by 9/30/2013
- Provide 22 a minimum of 1 " NHTSA 4 Steps for Kids" education activity in each of the (11) Counties by 9/30/2013

Budget:

<i># Projects</i>	<i>Fund</i>	<i>Source</i>	<i>Federal Funding</i>	<i>State Funding</i>	<i>Program Income</i>	<i>Local Match</i>	<i>Project Total</i>
1	2011	K3	\$240,313.83	\$0.00	\$0.00	\$67,286.32	\$307,600.15

Task: Training	Occupant Protection OP - 05
-----------------------	-----------------------------

<i>Project #</i> 2013-Texas Ag-G-1YG-0080	<i>Division</i> TRF-TS	<i>Organization Name</i> Texas AgriLife Extension Service
--	---------------------------	--

Title / Desc. Texas AgriLife Extension Service, Passenger Safety

A program to increase child restraint and seat belt usage among low use populations and alcohol awareness statewide through educational campaigns, trainings, checkup events and fitting stations.

Objectives

- Maintain 1 Website at <http://buckleup.tamu.edu> where parents can locate a local certified technician in Texas by 9/30/2013
- Maintain 1 Online Technician Update Course for technicians to earn continuing education credits. by 9/30/2013
- Distribute 1500 Child safety seats as replacements as needed at checkups, fitting stations and inspections by 9/30/2013
- Support 1 Mentoring program for Extension trained technicians by 9/30/2013
- Conduct 15 Safety seat checkup events to increase child safety seat usage in under-served areas by 9/30/2013
- Conduct 35 Programs to promote occupant protection and other safe driving practices by 9/30/2013
- Support 120 Educational programs on occupant protection and safe driving practices by 9/30/2013
- Provide 100 Rural/suburban employers with information on safe driving campaigns to distribute to employees by 9/30/2013
- Provide 70 Agents and/or safety advocates with resources to promote safety belt usage in pickup trucks by 9/30/2013
- Conduct 1700 Child safety seat inspections at checkup events, fitting stations and individual inspections by 9/30/2013
- Conduct 1 8-hour Technician Renewal Training or a 4-Hour Technician Update. by 9/30/2013
- Maintain 1 Educational program for certified technicians to educate parents at prenatal classes. by 9/30/2013
- Provide 60 Extension agents and/or safety advocates with resources on the dangers of distracted driving by 9/30/2013
- Educate 20000 Participants on the importance of safety belts/child restraints using project Rollover Convincers by 9/30/2013
- Conduct 1 Annual 4-H Round-up Safety Contest for teens to promote traffic safety by 9/30/2013
- Provide 3 Tx. Municipal Court Educ. Center trainings with information on increasing enforcement of OP laws by 9/30/2013
- Conduct 2 National Child Passenger Safety Technician Certification Trainings by 9/30/2013
- Provide 1 Passenger Safety online transportation safety course for childcare providers by 9/30/2013
- Conduct 6 Operation Kids classes for officers to increase child safety seat enforcement. by 9/30/2013
- Establish 1 New fitting station at EMS/Fire Dept. and maintain existing fitting stations by 9/30/2013
- Conduct 20 Booster Seat Campaigns in rural counties to increase the correct use of booster seats by 9/30/2013
- Distribute 60000 Public Information and Education (PI&E) resources to support grant efforts by 9/30/2013
- Provide 12 Child care conferences or child care agencies with information on online transportation courses by 9/30/2013
- Provide 100 Health care providers and/or social service agencies with child safety seat information by 9/30/2013

Task: **Training**

Occupant Protection OP - 05

Budget:

# Projects	Fund	Source	Federal Funding	State Funding	Program Income	Local Match	Project Total
1	402	OP	\$260,571.69	\$0.00	\$0.00	\$262,430.28	\$523,001.97

Project #	District	Organization Name
2013-TCH-G-1YG-0254	HOU	Texas Children's Hospital

Title / Desc. Increasing child restraint usage in greater Houston

This project will increase child restraint usage in the Greater Houston area through community education, assistance with installation of car seats, and distribution of seats to low income families.

Objectives

- Teach 40 Car seat safety classes for parents by 9/30/2013
- Conduct 1 CPS technician 1-day renewal course by 9/30/2013
- Teach 15 CEU and specialized training classes for CPS technicians about new products by 9/30/2013
- Train 45 new child passenger safety technicians by 9/30/2013
- Coordinate 50 Media exposures related to child passenger safety by 9/30/2013
- Educate 100 Law enforcement personnel and/or judges about current child occupant protection standards by 9/30/2013
- Distribute 100000 Educational materials on child passenger safety to the community by 9/30/2013
- Coordinate 20 Community car seat check up events by 9/30/2013
- Distribute 1100 Child restraint systems to low-income and at risk families at inspection stations by 9/30/2013
- Conduct 3300 Child safety seat inspections at network inspections station sites by 9/30/2013
- Conduct 1000 Child safety seat inspections at community car seat check up events by 9/30/2013
- Conduct 3 NHTSA Child Passenger Safety Technician training courses by 8/31/2013

Budget:

# Projects	Fund	Source	Federal Funding	State Funding	Program Income	Local Match	Project Total
1	2011	K3	\$148,062.03	\$0.00	\$10,000.00	\$254,637.30	\$412,699.33

Task: Training	Occupant Protection OP - 05
-----------------------	-----------------------------

<i>Project #</i> 2013-TDSHS-G-1YG-0134	<i>Division</i> TRF-TS	<i>Organization Name</i> Texas Department of State Health Services
---	---------------------------	---

Title / Desc. Statewide Child Passenger Safety Education and Distribution Program

Conduct a statewide child passenger safety (CPS) program, including child seat education and distribution, CPS technician training and retention and coordination of CPS services.

Objectives

- Coordinate 2800 Child seats for subgrantee partners by 9/30/2013
- Maintain 60 Ongoing safety seat distribution and education programs by 9/30/2013
- Provide 200 Technician recertification program by 9/30/2013
- Provide 5000 Telephone technical assistance and/or referrals to distribution programs by 9/30/2013
- Enroll 25 Texans Saved by the Belt members by 9/30/2013
- Conduct 8 Training sessions for distribution program partner agencies by 9/30/2013
- Conduct 10 Middle school interventions for pre-teens by 9/30/2013
- Create 20 New safety seat distribution and education programs by 9/30/2013
- Manage 4 CPS Advisory Committee meetings by 9/30/2013
- Conduct 40 Educational presentations to children and adults regarding occupant protection by 9/30/2013
- Assist 1 Community organization with a CPS workshop by 9/30/2013
- Conduct 4 Safe Riders child passenger safety certification workshops by 9/30/2013
- Assist 12 Community organizations with child seat checkups or inspection stations by 9/30/2013
- Conduct 20 Safe Riders child seat check-ups and/or inspection station events by 9/30/2013
- Assist 2 Click It or Ticket Promotion & CPS Week in Texas by 9/30/2013
- Manage 12 CPS website updates by 9/30/2013
- Provide 350000 Educational or promotional pieces by 9/30/2013
- Train 60 Technicians with update classes by 9/30/2013

Budget:

<i># Projects</i>	<i>Fund</i>	<i>Source</i>	<i>Federal Funding</i>	<i>State Funding</i>	<i>Program Income</i>	<i>Local Match</i>	<i>Project Total</i>
1	402	OP	\$900,000.00	\$0.00	\$0.00	\$900,000.00	\$1,800,000.00

Task: Training	Occupant Protection OP - 05
-----------------------	-----------------------------

<i>Project #</i>	<i>District</i>	<i>Organization Name</i>
2013-UMCEP-G-1YG-0077	ELP	University Medical Center of El Paso

Title / Desc. **Preserving Our Future in El Paso District**

The goal of the project is to increase occupant protection and decrease the risk of death through the use of adult seatbelts and child safety seats in TXDOT El Paso District.

Objectives

- Participate in 5 Health and safety fairs in El Paso District by 9/30/2013
- Conduct 36 Educational classes to underserved parents/caregivers/pregnant mothers/teens by 9/30/2013
- Educate 16 Community agencies that transport children by 9/30/2013
- Establish 12 Partnerships with Pediatric/Family Health Care Clinics by 9/30/2013
- Conduct 12 Prevention and Traffic Safety Education Classes/materials by 9/30/2013
- Conduct 3 CPS Inspection Events in Brewster/Jeff Davis, Culberson, Presidio Counties by 9/30/2013
- Conduct 44 CPS Inspection Events in El Paso and Hudspeth County by 9/30/2013
- Conduct 2 CPS Training Courses for Technicians by 9/30/2013
- Educate 8 Health care professionals on the proper use and installation of the EZ-On vest by 9/30/2013
- Conduct 24 Child Safety Seat and Seat Belt Offender Classes by 9/30/2013

Budget:

<i># Projects</i>	<i>Fund</i>	<i>Source</i>	<i>Federal Funding</i>	<i>State Funding</i>	<i>Program Income</i>	<i>Local Match</i>	<i>Project Total</i>
1	2011	K3	\$82,737.80	\$0.00	\$0.00	\$92,555.02	\$175,292.82

Occupant Protection

**FY 2013
Budget Module: OP - 5**

Program Area	# Proj	Total	FEDERAL						STATE			Fed. 402 to Local	
			402	405	406	408	410	2010	2011	STATE	INCOME		LOCAL
Program Management	0												
Enforcement	55	\$560,000.00	\$500,000.00	\$60,000.00									\$500,000.00
Evaluation	3	\$487,563.37	\$444,551.52									\$43,011.85	
Public Information & Education	3	\$11,616,280.00		\$2,500,000.00						\$600,000.00		\$8,516,280.00	
Training	8	\$3,874,294.83	\$1,160,571.69						\$802,762.40		\$10,000.00	\$1,900,960.74	
TOTALS:	69	\$16,538,138.20	\$2,105,123.21	\$2,560,000.00					\$802,762.40	\$600,000.00	\$10,000.00	\$10,460,252.59	\$500,000.00

--	--	--	--	--	--	--	--	--	--	--	--	--

Pedestrian and Bicyclist Safety

PS - 06

Goals

- To reduce the number of motor vehicle-related pedestrian and bicyclist fatalities

Project Descriptions

Task: Training	<i>Pedestrian and Bicyclist Safety PS - 06</i>
-----------------------	--

<i>Project #</i>	<i>District</i>	<i>Organization Name</i>
2013-LubbockP-G-1YG-0160	LBB	City of Lubbock Parks & Recreation

Title / Desc. **Safety City, Teaching Kids to be Street Smart**

Safety City is dedicated to educating young children the importance of traffic safety. Our facility instructs an average of 5,000 children per year.

Objectives

- Educate 7500 Elementary students in pedestrian, bicycle, motor, bus, and railroad safety by 9/30/2013

Budget:

<i># Projects</i>	<i>Fund</i>	<i>Source</i>	<i>Federal Funding</i>	<i>State Funding</i>	<i>Program Income</i>	<i>Local Match</i>	<i>Project Total</i>
1	402	PS	\$28,079.00	\$0.00	\$0.00	\$28,196.00	\$56,275.00

<i>Project #</i>	<i>District</i>	<i>Organization Name</i>
2013-SanAnton-G-1YG-0168	SAT	San Antonio - Bexar County Metropolitan Planning Organization

Title / Desc. **Healthy Heads Know to Shine the Light on Safety**

Children and adults who participate in the MPO's safety classes are eligible for a helmet and/or a light set.

Objectives

- Educate 1000 bicyclists & motorists in Bexar County on Share the Road Concepts & rules of the road per law by 9/30/2013

Budget:

<i># Projects</i>	<i>Fund</i>	<i>Source</i>	<i>Federal Funding</i>	<i>State Funding</i>	<i>Program Income</i>	<i>Local Match</i>	<i>Project Total</i>
1	402	PS	\$11,997.30	\$0.00	\$0.00	\$1,385.00	\$13,382.30

Task: **Training**

Pedestrian and Bicyclist Safety PS - 06

<i>Project #</i>	<i>Division</i>	<i>Organization Name</i>
2013-TTI-G-1YG-0085	TRF-TS	Texas Transportation Institute

Title / Desc. **Motorists and Bicyclist Safety Awareness Program**

This project develops a PI&E campaign to promote bicycle traffic laws, safety equipment for bicyclists, increase motorist awareness of bicycles, & shared responsibilities of safely sharing the road.

Objectives

- Plan 1 kick-off event to launch the campaign by 9/30/2013
- Develop 1 website to promote campaign messages and link to social media presence by 9/30/2013
- Produce 1 motorist and bicyclist safety campaign materials by 9/30/2013
- Identify 1 campaign theme and message by 5/31/2013
- Conduct 3 focus groups to market-test potential themes and identify potential messages by 5/15/2013
- Identify 3 campaign themes and messages by 3/8/2013
- Develop 1 campaign communications plan by 1/31/2013

Budget:

<i># Projects</i>	<i>Fund</i>	<i>Source</i>	<i>Federal Funding</i>	<i>State Funding</i>	<i>Program Income</i>	<i>Local Match</i>	<i>Project Total</i>
1	402	PS	\$164,660.70	\$0.00	\$0.00	\$18,323.64	\$182,984.34

Pedestrian and Bicyclist Safety

**FY 2013
Budget Module: PS - 6**

Program Area	# Proj	Total	FEDERAL						STATE			Fed. 402 to Local	
			402	405	406	408	410	2010	2011	STATE	INCOME		LOCAL
Program Management	0												
Enforcement	0												
Evaluation	0												
Public Information & Education	0												
Training	3	\$252,641.64	\$204,737.00									\$47,904.64	\$40,076.30
TOTALS:	3	\$252,641.64	\$204,737.00									\$47,904.64	\$40,076.30

--	--	--	--	--	--	--	--	--	--	--	--	--	--

Police Traffic Services

PT - 07

Goals

- To increase effective enforcement and adjudication of traffic safety-related laws to reduce fatal and serious injury crashes
- To reduce commercial motor vehicle crashes, injuries and fatalities involving vehicles with a vehicle body type of "Semi-Trailer" or "Truck-Tractor".

Project Descriptions

Task: Enforcement	Police Traffic Services PT - 07
--------------------------	---------------------------------

<i>Project #</i> STEP CMV	<i>Division</i> TRF-TS	<i>Organization Name</i> Texas Department of Transportation
------------------------------	---------------------------	--

Title / Desc. **STEP CMV**

Provide enhanced enforcement covering multiple offenses, focusing on the following: Speed, Occupant Protection (OP), and Hazardous Moving Violations (HMV) related to commercial motor vehicles.

Related SubProjects:

<i>Project #</i>	<i>Organization</i>	<i>Fund</i>	<i>Source</i>	<i>Federal Funds</i>	<i>Local Match</i>	<i>Project Total</i>
2013-Fortwort-S-1YG-0066	City of Fort Worth - Police Department	402	PT	\$45,498.19	\$26,241.60	\$71,739.79
2013-HoustonP-S-1YG-0037	City of Houston - Police Department	402	PT	\$297,028.60	\$452,464.39	\$749,492.99
2013-LaredoPD-S-1YG-0095	City of Laredo - Police Department	402	PT	\$25,004.00	\$25,650.72	\$50,654.72

Budget:

<i># Projects</i>	<i>Fund</i>	<i>Source</i>	<i>Federal Funding</i>	<i>State Funding</i>	<i>Program Income</i>	<i>Local Match</i>	<i>Project Total</i>
3	402	PT	\$367,530.79	\$0.00	\$0.00	\$504,356.71	\$871,887.50

<i>Project #</i> STEP WAVE Comprehensive	<i>Division</i> TRF-TS	<i>Organization Name</i> Texas Department of Transportation
---	---------------------------	--

Title / Desc. **STEP WAVE Comprehensive**

Participate in special enforcement efforts centered on the holiday periods through STEP Waves.

Related SubProjects:

<i>Project #</i>	<i>Organization</i>	<i>Fund</i>	<i>Source</i>	<i>Federal Funds</i>	<i>Local Match</i>	<i>Project Total</i>
2013-Beaumont-S-1YG-0089	City of Beaumont - Police Department	402	PT	\$17,532.44	\$18,409.09	\$35,941.53
2013-Benbrook-S-1YG-0003	City of Benbrook Police Department	402	PT	\$6,540.18	\$6,540.18	\$13,080.36
2013-Weatherf-S-1YG-0033	City of Weatherford Police Department	402	PT	\$16,200.00	\$8,800.00	\$25,000.00

Budget:

<i># Projects</i>	<i>Fund</i>	<i>Source</i>	<i>Federal Funding</i>	<i>State Funding</i>	<i>Program Income</i>	<i>Local Match</i>	<i>Project Total</i>
3	402	PT	\$40,272.62	\$0.00	\$0.00	\$33,749.27	\$74,021.89

Task: **Enforcement**

Police Traffic Services PT - 07

Project # **STEP Comprehensive** Division **TRF-TS** Organization Name **Texas Department of Transportation**

Title / Desc. STEP Comprehensive

Provide enhanced sustained enforcement covering multiple offenses, focusing on two or more of the following: Speed, DWI, Intersection Traffic Control (ITC), or Occupant Protection (OP) violations. All STEP Comprehensive agencies that have an occupant protection and/or DWI component will participate in the national enforcement mobilizations.

Related SubProjects:

Project #	Organization	Fund	Source	Federal Funds	Local Match	Project Total
2011-HarrisCo-S-3YG-0013	Harris County Sheriff's Office	402	PT	\$352,559.18	\$352,559.18	\$705,118.36
2013-Amarillo-S-1YG-0016	City of Amarillo - Police Department	402	PT	\$112,500.00	\$128,095.08	\$240,595.08
2013-Arlingto-S-1YG-0022	City of Arlington - Police Department	402	PT	\$172,689.80	\$172,881.00	\$345,570.80
2013-AustinPD-S-1YG-0004	City of Austin - Police Department	402	PT	\$506,752.30	\$506,981.87	\$1,013,734.17
2013-BexarCoS-S-1YG-0013	Bexar County Sheriff's Office	402	PT	\$522,994.51	\$63,362.34	\$586,356.85
2013-BryanPD-S-1YG-0038	City of Bryan - Police Department	402	PT	\$37,288.10	\$13,760.24	\$51,048.34
2013-CdrPrkPD-S-1YG-0040	City of Cedar Park	402	PT	\$27,922.29	\$38,445.04	\$66,367.33
2013-CorpusPD-S-1YG-0050	City of Corpus Christi Police Department	402	PT	\$60,528.90	\$68,842.11	\$129,371.01
2013-DallasCO-S-1YG-0064	Dallas County Sheriff's Department	402	PT	\$350,215.50	\$353,138.22	\$703,353.72
2013-Dallas-S-1YG-0058	City of Dallas - Police Department	402	PT	\$999,996.00	\$1,072,736.33	\$2,072,732.33
2013-DentonPD-S-1YG-0068	City of Denton - Police Department	402	PT	\$98,908.00	\$149,802.10	\$248,710.10
2013-EIPasoCO-S-1YG-0031	El Paso County Sheriff's Office	402	PT	\$67,267.95	\$12,396.71	\$79,664.66
2013-EIPasoPD-S-1YG-0055	City of El Paso - Police Department	402	PT	\$395,235.00	\$395,970.36	\$791,205.36
2013-EulesS-S-1YG-0098	City of Eules Police Department	402	PT	\$69,980.00	\$70,055.17	\$140,035.17
2013-Fortwort-S-1YG-0070	City of Fort Worth - Police Department	402	PT	\$242,825.22	\$148,097.10	\$390,922.32
2013-FriscoPD-S-1YG-0078	City of Frisco - Police Department	402	PT	\$40,466.65	\$40,460.14	\$80,926.79
2013-Galvesto-S-1YG-0104	City of Galveston	402	PT	\$60,123.52	\$10,680.42	\$70,803.94
2013-GarlandP-S-1YG-0093	City of Garland - Police Department	402	PT	\$249,360.00	\$258,291.97	\$507,651.97
2013-Georgeto-S-1YG-0074	City of Georgetown	402	PT	\$13,287.55	\$13,287.55	\$26,575.10
2013-GrandPra-S-1YG-0014	City of Grand Prairie - Police Department	402	PT	\$187,768.47	\$187,768.47	\$375,536.93
2013-HaltomPD-S-1YG-0036	City of Haltom City - Police Department	402	PT	\$45,146.74	\$45,219.60	\$90,366.34
2013-Harlinge-S-1YG-0067	City of Harlingen - Police Department	402	PT	\$42,035.00	\$47,766.05	\$89,801.05
2013-HarrisP7-S-1YG-0059	Harris County Constable Precinct 7	402	PT	\$95,036.64	\$55,184.49	\$150,221.13
2013-HoustonP-S-1YG-0015	City of Houston - Police Department	402	PT	\$702,916.61	\$1,505,158.72	\$2,208,075.33
2013-HurstPD-S-1YG-0079	City of Hurst - Police Department	402	PT	\$61,766.50	\$30,566.24	\$92,332.74
2013-Irving-S-1YG-0086	City of Irving - Police Department	402	PT	\$166,382.41	\$209,682.50	\$376,064.91
2013-KellerPD-S-1YG-0084	City of Keller	402	PT	\$26,400.00	\$26,597.04	\$52,997.04
2013-KilleenP-S-1YG-0006	City of Killeen - Police Department	402	PT	\$168,800.00	\$34,653.82	\$203,453.82
2013-LaPorte-S-1YG-0019	City of La Porte Police Department	402	PT	\$49,088.50	\$49,470.46	\$98,558.96
2013-LongviPD-S-1YG-0048	City of Longview Police Department	402	PT	\$42,199.74	\$42,305.33	\$84,505.07
2013-Lubbock -S-1YG-0027	City of Lubbock - Police Department	402	PT	\$71,396.00	\$71,396.00	\$142,792.00
2013-McAllenP-S-1YG-0076	City of McAllen Police Department	402	PT	\$24,976.00	\$24,976.00	\$49,952.00
2013-Midland-S-1YG-0044	City of Midland	402	PT	\$23,876.00	\$24,227.83	\$48,103.83

Task: Enforcement				<i>Police Traffic Services PT - 07</i>			
2013-Mission-S-1YG-0061	City of Mission - Police Department	402	PT	\$31,875.00	\$32,553.16	\$64,428.16	
2013-NewBrau-S-1YG-0075	City of New Braunfels - Police Department	402	PT	\$107,560.43	\$57,920.84	\$165,481.27	
2013-NRichlan-S-1YG-0035	City of North Richland Hills - Police Department	402	PT	\$39,160.22	\$64,161.06	\$103,321.28	
2013-Odessa-S-1YG-0008	City of Odessa - Police Department	402	PT	\$53,218.92	\$53,216.10	\$106,435.02	
2013-PasadePD-S-1YG-0017	City of Pasadena - Police Department	402	PT	\$100,000.00	\$100,000.00	\$200,000.00	
2013-PlanoPD-S-1YG-0065	City of Plano - Police Department	402	PT	\$102,219.63	\$102,218.21	\$204,437.84	
2013-PolkCo-S-1YG-0030	Polk County Sheriff's Office	402	PT	\$42,905.53	\$28,690.86	\$71,596.39	
2013-Rowlet P-S-1YG-0094	City of Rowlett - Police Department	402	PT	\$22,514.94	\$22,516.30	\$45,031.24	
2013-TDPS-S-1YG-0053	Texas Department of Public Safety	402	PT	\$1,367,898.88	\$1,654,232.50	\$3,022,131.38	
2013-TexarkPD-S-1YG-0071	City of Texarkana	402	PT	\$14,544.00	\$21,838.17	\$36,382.17	
2013-Tomgreen-S-1YG-0002	Tom Green County	402	PT	\$27,500.01	\$30,448.10	\$57,948.11	
2013-Tyler PD-S-1YG-0028	City of Tyler - Police Department	402	PT	\$49,450.00	\$52,853.18	\$102,303.18	
2013-WacoPD-S-1YG-0063	City of Waco - Police Department	402	PT	\$88,956.85	\$14,548.54	\$103,505.39	
2013-WichitaP-S-1YG-0024	City of Wichita Falls Police Department	402	PT	\$95,754.79	\$14,227.93	\$109,982.72	

Budget:

<i># Projects</i>	<i>Fund</i>	<i>Source</i>	<i>Federal Funding</i>	<i>State Funding</i>	<i>Program Income</i>	<i>Local Match</i>	<i>Project Total</i>
47	402	PT	\$8,232,248.26	\$0.00	\$0.00	\$8,474,240.42	\$16,706,488.69

Task: Training	Police Traffic Services PT - 07
-----------------------	---------------------------------

<i>Project #</i> 2011-TMPA-G-3YG-0003	<i>Division</i> TRF-TS	<i>Organization Name</i> Texas Municipal Police Association
--	---------------------------	--

Title / Desc. **COMPREHENSIVE LAW ENFORCEMENT LIAISON (LEL) SUPPORT AND TRAINING PROJECT**

Support for traffic safety projects, STEP and trainings on eGrants, child safety seats to law enforcement & distracted driving classes to teens, adults & emergency vehicle operators.

Objectives

- Update 1 course curriculum on teen distracted driving by 9/30/2013
- Support 20 child passenger safety seat inspection events by 9/30/2013
- Conduct 4 Meetings with TxDOT Program Manager(s), LEL's, and stakeholders by 9/30/2013
- Collect 36 news and information articles and publish them on the Buckle Up Texas website by 9/30/2013
- Support 20 Non law enforcement Highway Safety Plan partner events by 9/30/2013
- Enroll 75 Non-Funded law enforcement agencies eligible for IDM incentive award program by 9/30/2013
- Enroll 75 Non-Funded law enforcement agencies eligible to participate in the CIOT incentive by 9/30/2013
- Support 300 Non-funded law enforcement agencies in STEP projects by 9/30/2013
- Purchase 25000 Public information and education (PI&E) program materials by 9/30/2013
- Provide 200 Agencies with technical assistance regarding STEP grant administration by 9/30/2013
- Update 1 course curriculum on child safety seat laws and recognition to law enforcement by 9/30/2013
- Support 100% Blood Alcohol Concentration (BAC) reporting by law enforcement agencies by 9/30/2013
- Educate 1000 emergency vehicle operators on the dangers of distracted driving by 9/30/2013
- Conduct 1 evaluation of the child safety seat course/training for law enforcement by 9/30/2013
- Educate 4000 teen drivers on the dangers of distracted driving by 9/30/2013
- Conduct 1 evaluation of the adult distracted driving course by 9/30/2013
- Educate 250 law enforcement officers on child safety seat laws and recognition by 9/30/2013
- Update 1 course curriculum on adult distracted driving by 12/31/2012
- Update 1 course curriculum on emergency vehicle operator distracted driving by 12/31/2012
- Conduct 1 evaluation of the emergency vehicle operator distracted driving course by 9/30/2013
- Educate 2000 adult drivers on the dangers of distracted driving by 9/30/2013

Budget:

<i># Projects</i>	<i>Fund</i>	<i>Source</i>	<i>Federal Funding</i>	<i>State Funding</i>	<i>Program Income</i>	<i>Local Match</i>	<i>Project Total</i>
1	402	PT	\$1,022,506.32	\$0.00	\$0.00	\$155,860.00	\$1,178,366.32

Task: Training	Police Traffic Services PT - 07
-----------------------	---------------------------------

<i>Project #</i> 2011-TTI-G-3YG-0010	<i>Division</i> TRF-TS	<i>Organization Name</i> Texas Transportation Institute
---	---------------------------	--

Title / Desc. **Data Driven Approaches to Crime and Traffic Safety**

A high visibility law enforcement approach focusing on location based policing and data evaluation. Community resources will be used to address and reduce crime, crashes, and traffic violations.

Objectives

- Develop 1 plans for the continuance of the TxDOT approved enhanced NHTSA DDACTS training program by 9/30/2013
- Implement 1 enhanced NHTSA DDACTS training program curriculum to TS stakeholders and partners in Texas by 9/30/2013

Budget:

<i># Projects</i>	<i>Fund</i>	<i>Source</i>	<i>Federal Funding</i>	<i>State Funding</i>	<i>Program Income</i>	<i>Local Match</i>	<i>Project Total</i>
1	402	PT	\$60,285.14	\$0.00	\$0.00	\$6,753.69	\$67,038.83

Police Traffic Services

**FY 2013
Budget Module: PT - 7**

Program Area	# Proj	Total	FEDERAL						STATE			Fed. 402 to Local	
			402	405	406	408	410	2010	2011	STATE	INCOME		LOCAL
Program Management	0												
Enforcement	53	\$17,652,398.08	\$8,640,051.68									\$9,012,346.40	\$8,640,051.68
Evaluation	0												
Public Information & Education	0												
Training	2	\$1,245,405.15	\$1,082,791.46									\$162,613.69	
TOTALS:	55	\$18,897,803.23	\$9,722,843.14									\$9,174,960.09	\$8,640,051.68

--	--	--	--	--	--	--	--	--	--	--	--	--	--

Speed Control

SC - 08

Goals

- To reduce the number of speed-related fatal and serious injury crashes

Project Descriptions

Task: **Enforcement** Speed Control SC - 08

<i>Project #</i> STEP SPEED	<i>Division</i> TRF-TS	<i>Organization Name</i> Texas Department of Transportation
--------------------------------	---------------------------	--

Title / Desc. **STEP SPEED**

Provide sustained speed enforcement to increase driver compliance with posted speed limits and to reduce the number of speed-related crashes. In addition, the Police Traffic Services (PTS) program area will conduct STEP-Comprehensive and STEP-Wave grants that involve increased speed enforcement.

Related SubProjects:

<i>Project #</i>	<i>Organization</i>	<i>Fund</i>	<i>Source</i>	<i>Federal Funds</i>	<i>Local Match</i>	<i>Project Total</i>
2011-Sugarlan-S-3YG-0009	City of Sugar Land - Police Department	402	SC	\$34,997.00	\$35,000.00	\$69,997.00
2013-LewisvPD-S-1YG-0096	City of Lewisville - Police Department	402	SC	\$44,080.04	\$44,080.77	\$88,160.81
2013-Mesquite-S-1YG-0087	City of Mesquite - Police Department	402	SC	\$43,888.22	\$43,888.22	\$87,776.44
2013-MontgoSO-S-1YG-0020	Montgomery County Sherrifs Office	402	SC	\$31,590.00	\$19,237.31	\$50,827.31
2013-TexasCit-S-1YG-0057	City of Texas City Police Department	402	SC	\$34,756.80	\$34,756.80	\$69,513.60

Budget:

<i># Projects</i>	<i>Fund</i>	<i>Source</i>	<i>Federal Funding</i>	<i>State Funding</i>	<i>Program Income</i>	<i>Local Match</i>	<i>Project Total</i>
5	402	SC	\$189,312.06	\$0.00	\$0.00	\$176,963.10	\$366,275.16

Speed Control

**FY 2013
Budget Module: SC - 8**

Program Area	# Proj	Total	FEDERAL						STATE			Fed. 402 to Local	
			402	405	406	408	410	2010	2011	STATE	INCOME		LOCAL
Program Management	0												
Enforcement	5	\$366,275.16	\$189,312.06									\$176,963.10	\$189,312.06
Evaluation	0												
Public Information & Education	0												
Training	0												
TOTALS:	5	\$366,275.16	\$189,312.06									\$176,963.10	\$189,312.06

--	--	--	--	--	--	--	--	--	--	--	--	--

Traffic Records

TR - 09

Goals

- To improve the timeliness of, quality of, availability of, and linkages of traffic records data bases

Project Descriptions

Task: Program Management	Traffic Records TR - 09
---------------------------------	-------------------------

<i>Project #</i>	<i>Division</i>	<i>Organization Name</i>
2013-TDSHS-IS-G-1YG-0239	TRF-TS	Texas Department of State Health Services - ISG

Title / Desc. Texas EMS/Trauma Registry Replacement Continuation Project

Modifications based on rules changes, requested stakeholder adjustments; added reports and workflows all after system start up.

Objectives

- Manage 1 Injury Surveillance Program- the EMS/Trauma by 9/27/2013
- Participate in 4 Traffic Records Coordinating Committee by 9/20/2013
- Coordinate 1 EMS/Trauma Registry data analysis and dissemination by 9/27/2013
- Manage 1 Budget by 12/31/2012
- Conduct 1 Project Management by 9/27/2013
- Participate in 1 Executive Steering Committee (ESC) by 9/20/2013
- Manage 1 Training by 8/2/2013
- Implement 1 Change Management by 8/30/2013
- Create 1 Test Management by 9/6/2013

Budget:

# Projects	Fund	Source	Federal Funding	State Funding	Program Income	Local Match	Project Total
1	408	K9	\$894,440.84	\$0.00	\$0.00	\$901,815.17	\$1,796,256.01

<i>Project #</i>	<i>Division</i>	<i>Organization Name</i>
TRF-TS Crash Records/Data Analysis Operations and CRIS	TRF-TS	Texas Department of Transportation

Title / Desc. Crash Records/Data Analysis Operations and CRIS

Support and enhance the statewide data system CRIS (Crash Records Information System) which provides timely and effective data analysis to support allocation of highway safety resources.

Budget:

# Projects	Fund	Source	Federal Funding	State Funding	Program Income	Local Match	Project Total
1	402	TR	\$0.00	\$3,224,564.00	\$0.00	\$0.00	\$3,224,564.00

<i>Project #</i>	<i>Division</i>	<i>Organization Name</i>
TRF - CRIS CRASH Help Desk	TRF-TS	Texas Department of Transportation

Title / Desc. TRF - CRIS CRASH Help Desk

Provide 24 hours/7 days a week help desk support to individual law enforcement officers using the online CRASH reporting software. Vendor TBD.

Budget:

# Projects	Fund	Source	Federal Funding	State Funding	Program Income	Local Match	Project Total
1	402	TR	\$692,700.00	\$0.00	\$0.00	\$0.00	\$692,700.00

Task: Program Management	Traffic Records TR - 09
---------------------------------	-------------------------

Project # TRF - CRASH Internal Identity Provider *Division* TRF-TS *Organization Name* Texas Department of Transportation

Title / Desc. **TRF - CRASH Internal Identity Provider**

TxDOT will build and maintain an internal IDP and offer this functionality to specific agencies.

Budget:

<i># Projects</i>	<i>Fund</i>	<i>Source</i>	<i>Federal Funding</i>	<i>State Funding</i>	<i>Program Income</i>	<i>Local Match</i>	<i>Project Total</i>
1	408	K9	\$180,529.00	\$0.00	\$0.00	\$0.00	\$180,529.00

Project # TRF - CRASH Agency Assets *Division* TRF-TS *Organization Name* Texas Department of Transportation

Title / Desc. **TRF - CRASH Agency Assets**

TxDOT will provide agencies the ability to use their own data for specific fields. TxDOT will store data.

Budget:

<i># Projects</i>	<i>Fund</i>	<i>Source</i>	<i>Federal Funding</i>	<i>State Funding</i>	<i>Program Income</i>	<i>Local Match</i>	<i>Project Total</i>
1	408	K9	\$36,906.00	\$0.00	\$0.00	\$0.00	\$36,906.00

Project # TRF-TS CRASH Agency Support *Division* TRF-TS *Organization Name* Texas Department of Transportation

Title / Desc. **CRASH Agency Support**

Provide technical support to law enforcement agencies using CRASH reporting software during the pilot phase, to include user management and data extracts.

Budget:

<i># Projects</i>	<i>Fund</i>	<i>Source</i>	<i>Federal Funding</i>	<i>State Funding</i>	<i>Program Income</i>	<i>Local Match</i>	<i>Project Total</i>
1	408	K9	\$287,000.00	\$0.00	\$0.00	\$0.00	\$287,000.00

Project # TRF - CRASH Locator Service *Division* TRF-TS *Organization Name* Texas Department of Transportation

Title / Desc. **TRF - CRASH Locator Service**

This project allows police officers the ability to select a point on a map where a crash occurred and the component will pre-populate the location fields.

Budget:

<i># Projects</i>	<i>Fund</i>	<i>Source</i>	<i>Federal Funding</i>	<i>State Funding</i>	<i>Program Income</i>	<i>Local Match</i>	<i>Project Total</i>
1	408	K9	\$97,650.00	\$0.00	\$0.00	\$0.00	\$97,650.00

Project # TRF - CRASH Agency Interface to RMS's *Division* TRF-TS *Organization Name* Texas Department of Transportation

Title / Desc. **TRF - CRASH Agency Interface to RMS's**

TxDOT will reimburse pilot agencies for building their RMS interfaces to CRASH.

Budget:

<i># Projects</i>	<i>Fund</i>	<i>Source</i>	<i>Federal Funding</i>	<i>State Funding</i>	<i>Program Income</i>	<i>Local Match</i>	<i>Project Total</i>
1	408	K9	\$164,713.00	\$0.00	\$0.00	\$0.00	\$164,713.00

Task: Program Management	<i>Traffic Records TR - 09</i>
---------------------------------	--------------------------------

<i>Project #</i>	<i>Division</i>	<i>Organization Name</i>
TRF - CRASH Mobile App	TRF-TS	Texas Department of Transportation

Title / Desc. TRF - CRASH Mobile App

TxDOT will build a state of the art CRASH mobile application that will provide agencies the ability to enter crash reports by clicks and voice control on mobile devices.

Budget:

<i># Projects</i>	<i>Fund</i>	<i>Source</i>	<i>Federal Funding</i>	<i>State Funding</i>	<i>Program Income</i>	<i>Local Match</i>	<i>Project Total</i>
1	408	K9	\$540,000.00	\$0.00	\$0.00	\$0.00	\$540,000.00

<i>Project #</i>	<i>Division</i>	<i>Organization Name</i>
TRF-TS TR Program Assessment	TRF-TS	Texas Department of Transportation

Title / Desc. TR Assessment

Conduct a NHTSA supported Traffic Records Assessment.

Budget:

<i># Projects</i>	<i>Fund</i>	<i>Source</i>	<i>Federal Funding</i>	<i>State Funding</i>	<i>Program Income</i>	<i>Local Match</i>	<i>Project Total</i>
1	402	TR	\$35,000.00	\$0.00	\$0.00	\$0.00	\$35,000.00

<i>Project #</i>	<i>Division</i>	<i>Organization Name</i>
TRF - CRASH Pre-Populated Fields	TRF-TS	Texas Department of Transportation

Title / Desc. TRF - CRASH Pre-Population of Fields - License

TRF - CRASH Pre-Population of Fields Associated with the Driver License Number and the License Plate Number

Budget:

<i># Projects</i>	<i>Fund</i>	<i>Source</i>	<i>Federal Funding</i>	<i>State Funding</i>	<i>Program Income</i>	<i>Local Match</i>	<i>Project Total</i>
1	408	K9	\$174,960.00	\$0.00	\$0.00	\$0.00	\$174,960.00

Task: Training	<i>Traffic Records TR - 09</i>
-----------------------	--------------------------------

<i>Project #</i>	<i>Division</i>	<i>Organization Name</i>
TRF-TTI Crash	TRF-TS	Texas Department of Transportation

Title / Desc. Crash Reporting and Analysis for Safer Highways Training

To provide training to law enforcement agencies in "Crash" thus increasing timely reporting, data uniformity and accuracy.

Budget:

<i># Projects</i>	<i>Fund</i>	<i>Source</i>	<i>Federal Funding</i>	<i>State Funding</i>	<i>Program Income</i>	<i>Local Match</i>	<i>Project Total</i>
1	408	K9	\$302,000.00	\$0.00	\$0.00	\$0.00	\$302,000.00

Traffic Records

**FY 2013
Budget Module: TR - 9**

Program Area	# Proj	Total	FEDERAL						STATE			Fed. 402 to Local			
			402	405	406	408	410	2010	2011	STATE	INCOME		LOCAL		
Program Management	11	\$7,230,278.01	\$727,700.00				\$2,376,198.84					\$3,224,564.00		\$901,815.17	
Enforcement	0														
Evaluation	0														
Public Information & Education	0														
Training	1	\$302,000.00					\$302,000.00								
TOTALS:	12	\$7,532,278.01	\$727,700.00				\$2,678,198.84					\$3,224,564.00		\$901,815.17	

--	--	--	--	--	--	--	--	--	--	--	--	--	--	--	--

Driver Education and Behavior

DE - 10

Goals

- To increase public knowledge, perception and understanding of driver education and traffic safety for all road users
- To reduce the number of crashes and injuries related to distracted driving.

Project Descriptions

Task: **Evaluation** Driver Education and Behavior DE - 10

Project # 2013-TTI-G-1YG-0121 Division TRF-TS Organization Name Texas Transportation Institute

Title / Desc. Statewide Mobile Communication Device Use Survey

Conduct observational survey of the use of mobile communication devices to obtain a statewide use estimate.

Objectives

- Conduct 1 statewide survey of mobile communication device use using NHTSA approved methodology by 9/30/2013

Budget:

# Projects	Fund	Source	Federal Funding	State Funding	Program Income	Local Match	Project Total
1	402	DE	\$67,902.08	\$0.00	\$0.00	\$7,559.29	\$75,461.37

Project # 2013-TTI-G-1YG-0090 Division TRF-TS Organization Name Texas Transportation Institute

Title / Desc. Texas Driver Attitudes & Awareness of Traffic Safety Programs

This project will provide a survey of Texas drivers throughout the State to measure awareness of and attitudes toward traffic safety programs in Texas.

Objectives

- Conduct 1 survey of Texas drivers in DL offices throughout Texas by 9/30/2013

Budget:

# Projects	Fund	Source	Federal Funding	State Funding	Program Income	Local Match	Project Total
1	402	DE	\$45,425.23	\$0.00	\$0.00	\$5,073.58	\$50,498.81

Task: **PI&E** Driver Education and Behavior DE - 10

Project # 2013-EnviroMe-SOW-0044 Division TRF-TS Organization Name EnviroMedia Social Marketing

Title / Desc. Distracted Driving Public Information and Education Campaign

Statewide bilingual public awareness and education campaign to reduce traffic fatalities and crashes caused by distracted driving coinciding with NHTSA campaign.

Objectives

- Reduce 12500 Number of distracted driving-related KAB crashes according to CRIS by 9/30/2013

Budget:

# Projects	Fund	Source	Federal Funding	State Funding	Program Income	Local Match	Project Total
1	402	DE	\$0.00	\$450,000.00	\$0.00	\$2,806,000.00	\$3,256,000.00

Task: **PI&E** Driver Education and Behavior DE - 10

Project # Division Organization Name
 2013-SMAM-SOW-0036 TRF-TS Sherry Matthews Advocacy Marketing

Title / Desc. **Street Smarts. TV, Radio and Outdoor PSA Program**

This innovative program generates millions of dollars in free radio, TV and out of home coverage for year 'round statewide traffic safety messages & assistance with meeting federal match requirements.

Budget:

# Projects	Fund	Source	Federal Funding	State Funding	Program Income	Local Match	Project Total
1	402	DE	\$0.00	\$560,172.00	\$0.00	\$1,087,393.00	\$1,647,565.00

Project # Division Organization Name
 2013-ThinkSt-SOW-0017 TRF-TS ThinkStreet

Title / Desc. **DRIVE FRIENDLY. DRIVE SAFE.**

This is a program to raise awareness of the dangers associated with speeding, to include speeding in work zones, and raise motorist awareness of pedestrians and cyclists.

Objectives

- Conduct 1 benchmark tracking survey to measure campaign awareness by 9/30/2013
- Develop 1 partner-oriented resource page by 5/20/2013
- Purchase 1 paid media schedule and solicit PSA media to support the campaign message by 9/30/2013
- Implement 1 grassroots outreach strategy to support campaign initiatives by 9/30/2013
- Develop 1 additional creative elements as needed to support the campaign by 9/30/2013
- Implement 1 public relations and media relations effort by 9/30/2013
- Manage 12 months of PI&E campaign efforts by 9/30/2013

Budget:

# Projects	Fund	Source	Federal Funding	State Funding	Program Income	Local Match	Project Total
1	402	DE	\$600,000.00	\$0.00	\$0.00	\$1,200,000.00	\$1,800,000.00

Task: **Training** Driver Education and Behavior DE - 10

Project # District Organization Name
 2013-AISD-G-1YG-0257 AUS City of Austin - ISD

Title / Desc. **AISD Afterschool Driver Education Program**

Driver's Education classes will serve over 300 students as a part of AISD outside-of-school programs at Akins, Eastside Memorial, Lanier, LBJ, Reagan, and Travis High Schools.

Objectives

- Certify 300 students in Driver's Education and provide certificates of completion to each by 9/30/2013

Budget:

# Projects	Fund	Source	Federal Funding	State Funding	Program Income	Local Match	Project Total
1	402	DE	\$23,705.48	\$0.00	\$0.00	\$28,521.96	\$52,227.44

Task: Training	Driver Education and Behavior DE - 10
-----------------------	---------------------------------------

<i>Project #</i>	<i>Division</i>	<i>Organization Name</i>
2013-ESCXIII-G-1YG-0223	TRF-TS	Education Service Center, Region XIII

Title / Desc. CRUISE: Culturally Responsive Understanding in Safety Education

Project CRUISE: Culturally Responsive Understanding in Safety Education is for the development of a Multicultural Principles Guideline for Driver Education Programs.

Objectives

- Develop 1 Multicultural Educational Principles Guideline document for Texas Driver Education Programs by 9/30/2013

Budget:

# Projects	Fund	Source	Federal Funding	State Funding	Program Income	Local Match	Project Total
1	402	DE	\$11,025.00	\$0.00	\$0.00	\$9,178.26	\$20,203.26

<i>Project #</i>	<i>Division</i>	<i>Organization Name</i>
2013-ESCXIII-G-1YG-0222	TRF-TS	Education Service Center, Region XIII

Title / Desc. Distractions: Revision of the Texas Driver Education Model Program Distraction Module

This traffic safety project will revise the five topics in the Distractions Module of the Texas Driver Education Model Program with the most current and up-to-date curricula content.

Objectives

- Revise 5 topics in the Distraction Module for the Driver Education and Traffic Safety Model Program by 9/30/2013

Budget:

# Projects	Fund	Source	Federal Funding	State Funding	Program Income	Local Match	Project Total
1	402	DE	\$10,500.00	\$0.00	\$0.00	\$8,776.05	\$19,276.05

Task: Training	<i>Driver Education and Behavior DE - 10</i>
-----------------------	--

<i>Project #</i>	<i>Division</i>	<i>Organization Name</i>
2013-Hillcres-G-1YG-0246	TRF-TS	Hillcrest Baptist Medical Center-Hillcrest

Title / Desc. **Mature Driver Program**

A traffic safety injury prevention program for drivers, ages 55 & up, and their family/caregivers. Overarching goal is to assist mature drivers in obtaining optimal safety and comfort while driving.

Objectives

- Conduct 6 CarFit Events by 7/29/2013
- Participate in 30 Health Fairs, Safety Fairs, and Community Events by 9/16/2013
- Attend 26 Civic, Service and Social Club Meetings to promote awareness of MDP and available program services by 9/25/2013
- Distribute 500 Mature Driver Traffic Safety Surveys focused on current driving behaviors and attitudes by 9/26/2013
- Conduct 32 Traffic Safety Awareness Educational Presentations to drivers 55+ by 8/23/2013
- Conduct 16 Traffic Safety Awareness Educational Presentations to families and caregivers of drivers 55+ by 8/29/2013
- Establish 52 Traffic Safety Displays targeting drivers 55+ by 9/27/2013
- Establish 60 Partnerships with Community Resource Agencies by 9/17/2013
- Increase Awareness of and Participate in national and state traffic safety campaigns from 0 to 2 by 9/25/2013
- Conduct 3 CarFit Technician Trainings by 7/17/2013
- Provide 15 Roadwise Review Self-Assessments for drivers 55+ by 9/18/2013
- Participate in 16 Health/Safety Fairs, Community Events, and Local Organizational Meetings in contiguous counties by 9/30/2013
- Establish 10 Partnerships with Community Resource Agencies in contiguous counties by 8/26/2013
- Conduct 1 CarFit Event in a contiguous county by 5/24/2013
- Coordinate 1 Traffic Safety Day for drivers 55+ by 6/28/2013
- Distribute 4000 Traffic Safety Educational Packets for drivers 55+ by 9/18/2013

Budget:

<i># Projects</i>	<i>Fund</i>	<i>Source</i>	<i>Federal Funding</i>	<i>State Funding</i>	<i>Program Income</i>	<i>Local Match</i>	<i>Project Total</i>
1	402	DE	\$82,624.00	\$0.00	\$0.00	\$77,693.61	\$160,317.61

Task: Training	<i>Driver Education and Behavior DE - 10</i>
-----------------------	--

Project # 2013-NSC-G-1YG-0276 *Division* TRF-TS *Organization Name* National Safety Council

Title / Desc. OUR DRIVING CONCERN - Texas Employer Traffic Safety Program

Outreach to employers and implementation of toolkit training program to encourage best practice program and promote safe driving behaviors among employees and their families.

Objectives

- Distribute 7500 Our Driving Concern e-Newsletters to Texas employers, managers, supervisors, and others by 9/30/2013
- Conduct 4 Professional Development Webcasts for Employers, Managers, Supervisors, and others by 9/30/2013
- Conduct 30 Toolkit Training Train-the-Trainer classes by 9/30/2013
- Educate 400 Employer Attendees at Texas Safety Conference & Expo by 4/30/2013
- Manage 7500 Employer Network Members and link between TxDOT Resources and Employers by 9/30/2013
- Conduct 4 Advisory Group Meetings by 8/30/2013

Budget:

<i># Projects</i>	<i>Fund</i>	<i>Source</i>	<i>Federal Funding</i>	<i>State Funding</i>	<i>Program Income</i>	<i>Local Match</i>	<i>Project Total</i>
1	402	DE	\$187,125.48	\$0.00	\$0.00	\$191,163.50	\$378,288.98

Project # 2013-TMCEC-G-1YG-0176 *Division* TRF-TS *Organization Name* Texas Municipal Courts Education Center

Title / Desc. Driving on the Right Side of the Road

To integrate traffic safety, with emphasis on alcohol related traffic-safety issues, into K-12 curriculum while utilizing municipal judges & court personnel as classroom resource persons.

Objectives

- Conduct 1 U-Tube PSA contest for school youth that focuses on alcohol-related & safety belt ts issues by 9/30/2013
- Train 250 Teachers/educators on the DRSR materials at ISDs and regional ESCs programs & webinars by 9/30/2013
- Develop 2 Story-books in English & Spanish on impaired drivers, distracted driving & ts issues by 9/30/2013
- Produce 8 Newsletter pages for municipal judges & court support personnel on the DRSR program by 9/30/2013
- Train 600 Municipal, judges, clerks, & court personnel on serving as classroom resource persons by 9/30/2013
- Revise 4 Levels of DRSR teaching materials that encompass K-12 & the other DRSR resources by 9/30/2013
- Provide 1 DRSR workshop at the LRE annual statewide confernece by 3/31/2013
- Provide 24 DRSR exhibits & distribute PI&E materials on the DRSR project to municipal courts & teachers by 9/30/2013
- Distribute 25 DRSR kits of DRSR materials to civic groups such as Boy & Girl Scouts, 4-H, & others for outreach by 9/30/2013
- Maintain 1 Lending Library of Traffic Safety DVDs by 9/30/2013

Budget:

<i># Projects</i>	<i>Fund</i>	<i>Source</i>	<i>Federal Funding</i>	<i>State Funding</i>	<i>Program Income</i>	<i>Local Match</i>	<i>Project Total</i>
1	402	DE	\$166,668.96	\$0.00	\$0.00	\$166,818.30	\$333,487.26

Task: Training	<i>Driver Education and Behavior DE - 10</i>
-----------------------	--

<i>Project #</i>	<i>Division</i>	<i>Organization Name</i>
2013-TTI-G-1YG-0099	TRF-TS	Texas Transportation Institute

Title / Desc. Teens in the Driver Seat (TDS) Program

Maintain this award-winning, peer-to-peer teen safety program in Texas at the high school and junior high levels, expand partnerships, and continue toward self-sustainment.

Objectives

- Produce 150 Media placements related to teen driving safety by 9/30/2013
- Achieve 20% minimum awareness level for all major teen driving risks by 9/30/2013
- Educate 140000 Students in Texas about safe teen driver and passenger behaviors by 9/30/2013
- Implement 30 Program deployments at Junior High/Middle Schools in Texas by 9/30/2013
- Implement 110 Program deployments at Texas high schools by 9/30/2013
- Acquire 2 Additional funding sources to aid program sustainability by 9/30/2013
- Decrease cell phone use by teen drivers at TDS program schools from 9% to 5% by 9/30/2013
- Increase percentage of seat belt use by teen drivers at TDS schools from 84% to 89% by 9/30/2013

Budget:

<i># Projects</i>	<i>Fund</i>	<i>Source</i>	<i>Federal Funding</i>	<i>State Funding</i>	<i>Program Income</i>	<i>Local Match</i>	<i>Project Total</i>
1	402	DE	\$408,754.76	\$0.00	\$0.00	\$593,386.27	\$1,002,141.03

Driver Education and Behavior

**FY 2013
Budget Module: DE - 10**

Program Area	# Proj	Total	FEDERAL						STATE			Fed. 402 to Local	
			402	405	406	408	410	2010	2011	STATE	INCOME		LOCAL
Program Management	0												
Enforcement	0												
Evaluation	2	\$125,960.18	\$113,327.31									\$12,632.87	
Public Information & Education	3	\$6,703,565.00	\$600,000.00							\$1,010,172.00		\$5,093,393.00	
Training	7	\$1,965,941.63	\$890,403.68									\$1,075,537.95	\$106,329.48
TOTALS:	12	\$8,795,466.81	\$1,603,730.99							\$1,010,172.00		\$6,181,563.82	\$106,329.48

--	--	--	--	--	--	--	--	--	--	--	--	--	--

Railroad / Highway Crossing

RH - 11

Goals

- To reduce KAB crashes at railroad/highway crossings

Project Descriptions

Task: Training	<i>Railroad / Highway Crossing RH - 11</i>
-----------------------	--

<i>Project #</i>	<i>Division</i>	<i>Organization Name</i>
2013-TxOpLife-G-1YG-0169	TRF-TS	Texas Operation Lifesaver

Title / Desc. **Highway-Railroad Safety Awareness**

Provide highway-railroad crossing safety training to Law Enforcement personnel and public rail safety education.

Objectives

- Implement 1 Adopt a Rail Corridor Safety Project by 9/30/2013
- Conduct 2 Field Training and Evaluations by 9/30/2013
- Conduct 300 Rail Safety Presentations to the Public by 9/30/2013
- Conduct 2 GCCI Rail Safety Training Classes for Law Enforcement by 9/30/2013

Budget:

<i># Projects</i>	<i>Fund</i>	<i>Source</i>	<i>Federal Funding</i>	<i>State Funding</i>	<i>Program Income</i>	<i>Local Match</i>	<i>Project Total</i>
1	402	RH	\$29,948.00	\$0.00	\$0.00	\$50,400.30	\$80,348.30

Railroad / Highway Crossing

**FY 2013
Budget Module: RH - 11**

Program Area	# Proj	Total	FEDERAL						STATE			Fed. 402 to Local	
			402	405	406	408	410	2010	2011	STATE	INCOME		LOCAL
Program Management	0												
Enforcement	0												
Evaluation	0												
Public Information & Education	0												
Training	1	\$80,348.30	\$29,948.00									\$50,400.30	
TOTALS:	1	\$80,348.30	\$29,948.00									\$50,400.30	

--	--	--	--	--	--	--	--	--	--	--	--	--

Roadway Safety

RS - 12

Goals

- To increase knowledge of roadway safety and current technologies among people involved in engineering, construction, and maintenance areas at both the state and local level
- To reduce the number of traffic crashes, injuries, and fatalities in work zones.

Project Descriptions

Task: **Training** Roadway Safety RS - 12

<i>Project #</i> 2013-TEEXITSI-G-1YG-0240	<i>Division</i> TRF-TS	<i>Organization Name</i> Texas Engineering Extension Service - ITS
--	---------------------------	---

Title / Desc. **Road Safety Training**

Reduce number of traffic crashes, injuries and fatalities on city/county roads by conducting training for city, county and state agency personnel on proper use of traffic signs & pavement markings.

Objectives

- Train 92 participants in Installation and Maintenance of Pavement Markings courses by 9/30/2013
- Train 92 participants in Installation and Maintenance of Signs courses by 9/30/2013
- Conduct 4 Installation and Maintenance of Pavement Markings courses by 9/30/2013
- Conduct 4 Installation and Maintenance of Signs courses by 9/30/2013

Budget:

# Projects	Fund	Source	Federal Funding	State Funding	Program Income	Local Match	Project Total
1	402	RS	\$30,619.21	\$0.00	\$0.00	\$31,441.92	\$62,061.13

<i>Project #</i> 2013-TEEXITSI-G-1YG-0237	<i>Division</i> TRF-TS	<i>Organization Name</i> Texas Engineering Extension Service - ITS
--	---------------------------	---

Title / Desc. **Work Zone Safety Training**

Reduce the number of traffic crashes, injuries and fatalities in work zones by conducting training on proper work zone design and safety for city, county and state road agency personnel.

Objectives

- Train 200 participants in Flaggers in Work Zones courses by 9/30/2013
- Train 150 participants in Work Zone Traffic Control Refresher courses by 9/30/2013
- Train 150 participants in Work Zone Traffic Control courses by 9/30/2013
- Conduct 6 Work Zone Traffic Control courses by 9/30/2013
- Conduct 6 Work Zone Traffic Control Refresher courses by 9/30/2013
- Conduct 8 Flaggers in Work Zones courses by 9/30/2013

Budget:

# Projects	Fund	Source	Federal Funding	State Funding	Program Income	Local Match	Project Total
1	402	RS	\$78,569.87	\$0.00	\$0.00	\$87,576.00	\$166,145.87

Task: Training	<i>Roadway Safety RS - 12</i>
-----------------------	-------------------------------

<i>Project #</i>	<i>Division</i>	<i>Organization Name</i>
2011-UTatArl-G-3YG-0032	TRF-TS	The University of Texas at Arlington

Title / Desc. **Texas City/County Work Zone Training Program**

Localized Training: Work Zone Safety and Work Zone Traffic Control, Planning, Night Road Work Planning, Installation and Maintenance of Signs and Pavement Markings, Work Zone Construction Site Safety.

Objectives

- Train 324 CCT512R Students in TMUTCD Update/Work Zone Refresher by 9/30/2013
- Conduct 18 CCT512R Classes in TMUTCD Update and Work Zone Refresher by 9/30/2013
- Train 810 CCT401 Students in Work Zone Construction Site Safety by 9/30/2013
- Conduct 45 CCT401 Classes in Work Zone Construction Site Safety by 9/30/2013
- Train 144 CCT515 Students in Installation/Maintenance of Signs/Pavement Markings by 9/30/2013
- Conduct 8 CCT515 Classes in Installation/Maintenance Signs/Pavement Markings by 9/30/2013
- Train 108 CCT210 Students in Planning Work Zone Traffic Control by 9/30/2013
- Conduct 6 CCT210 Classes in Planning Work Zone Traffic Control by 9/30/2013
- Train 126 CCT333 Students in Night Road Work Planning & Implementation by 9/30/2103
- Conduct 7 CCT333 Classes in Night Road Work Planning and Implementation by 9/30/2013
- Train 810 CCT520 Students in Work Zone Traffic Control/Qualified Flagger by 9/30/2013
- Conduct 45 CCT520 Classes in Work Zone Traffic Control/Qualified Flagger by 9/30/2013

Budget:

<i># Projects</i>	<i>Fund</i>	<i>Source</i>	<i>Federal Funding</i>	<i>State Funding</i>	<i>Program Income</i>	<i>Local Match</i>	<i>Project Total</i>
1	402	RS	\$560,247.80	\$0.00	\$0.00	\$676,036.43	\$1,236,284.23

Roadway Safety

**FY 2013
Budget Module: RS - 12**

Program Area	# Proj	Total	FEDERAL						STATE			Fed. 402 to Local	
			402	405	406	408	410	2010	2011	STATE	INCOME		LOCAL
Program Management	0												
Enforcement	0												
Evaluation	0												
Public Information & Education	0												
Training	3	\$1,464,491.23	\$669,436.88									\$795,054.35	\$669,436.88
TOTALS:	3	\$1,464,491.23	\$669,436.88									\$795,054.35	\$669,436.88

--	--	--	--	--	--	--	--	--	--	--	--	--	--

Safe Communities

SA - 13

Goals

- To establish integrated community traffic safety programs to prevent traffic-related fatalities and injuries

Project Descriptions

Task: Training	Safe Communities SA - 13
-----------------------	--------------------------

<i>Project #</i>	<i>District</i>	<i>Organization Name</i>
2013-EIPasSC-G-1YG-0016	ELP	City of El Paso Police Department (Safe Communities)

Title / Desc. **Safe Communities**

To establish integrated community traffic safety programs to prevent traffic-related fatalities and injuries

Objectives

- Conduct 50 Presentations to local youth groups and/or their parents targeting UDI issues by 9/30/2013
- Conduct 24 presentations addressing pedestrian safety by 9/30/2013
- Conduct 24 Presentations addressing motorcycle safety by 9/30/2013
- Conduct 75 Presentations addressing DWI issues by 9/30/2013
- Educate 750 People on proper seat selection, usage and installation of safety seats by 9/30/2013
- Educate 500 People on pedestrian safety by 9/30/2013
- Educate 1500 People on DWI issues by 9/30/2013
- Arrest 125 Minor detectables and/or cite for Underage Drinking Initiative (UDI) issues via UDI initiatives by 9/30/2013
- Distribute 12 Media releases promoting traffic safety events, and programs offered by 9/30/2013
- Conduct 100 Child safety seat fitting stations/educational classes by 9/30/2013

Budget:

<i># Projects</i>	<i>Fund</i>	<i>Source</i>	<i>Federal Funding</i>	<i>State Funding</i>	<i>Program Income</i>	<i>Local Match</i>	<i>Project Total</i>
1	402	SA	\$84,832.00	\$0.00	\$0.00	\$168,266.17	\$253,098.17

Task: Training	Safe Communities SA - 13
-----------------------	--------------------------

<i>Project #</i> 2013-TAMUCC-G-1YG-0244	<i>District</i> CRP	<i>Organization Name</i> Texas A&M University-Corpus Christi
--	------------------------	---

Title / Desc. **Safe Communities Safe Driving Public Education Campaign**

A public education campaign in support of the Nueces County Safe Communities Coalition targeting unsafe driving behaviors in Nueces County by creation and delivery of presentations and PI&E material.

Objectives

- Revise 2 driver//motorcycle/bicycle/pedestrian Pi&e items which may include those in Spanish by 9/30/2013
- Revise 3 driver/motorcycle/bicycle/pedestrian safety presentations by 9/30/2013
- Provide 20 Presentations to younger drivers (college or high school students) on approved safe driving topics by 9/30/2013
- Educate 200 Nueces County young drivers or future drivers through presentations by 9/30/2013
- Utilize 3 promotional items restocked from TxDOT approved ones at events and presentations by 9/30/2013
- Provide 20 Presentations on safe driving to Nueces County organizations or groups by 9/30/2013
- Distribute 100000 Pieces of PI&E materials related to Nueces County safe driving issues by 9/30/2013
- Educate 4000 Nueces County residents through the distribution of PI&E items at community fairs and events by 9/30/2013
- Educate 300 Nueces County drivers, pedestriains, or cyclists though presentations provided in the community by 9/30/2013
- Distribute 16 news releases about meetings, driving safety issues, campaigns, events and presentations by 9/30/2013
- Create 2 driver/motorcycle/bicycle/pedestrian PI&E items which may include translation to Spanish by 9/30/2013
- Conduct 10 meetings of the Nueces County Safe Communities Coalition by 9/30/2013
- Attend 20 community health/safety fairs or other events to distribute PI&E materials by 9/30/2013
- Create 1 driver/motorcycle/bicycle/pedestrian safety presentation by 9/30/2013

Budget:

<i># Projects</i>	<i>Fund</i>	<i>Source</i>	<i>Federal Funding</i>	<i>State Funding</i>	<i>Program Income</i>	<i>Local Match</i>	<i>Project Total</i>
1	402	SA	\$50,789.42	\$0.00	\$0.00	\$53,157.57	\$103,946.99

Task: Training	Safe Communities SA - 13
-----------------------	--------------------------

<i>Project #</i> 2013-Texas Ag-G-1YG-0082	<i>District</i> BRY	<i>Organization Name</i> Texas AgriLife Extension Service
--	------------------------	--

Title / Desc. **Brazos Valley Injury Prevention Coalition**

A Safe Communities coalition to implement and support health initiatives designed to reduce traffic-related injuries and fatalities in the Brazos Valley.

Objectives

- Coordinate 1 Committee to continue to identify and collect community resources for a Safety City by 9/30/2013
- Support 3 Motorcycle safety and awareness events by 9/30/2013
- Support 1 Please Be Seated campaign which helps to raise the awareness of the importance of child safety seats by 9/30/2013
- Conduct 1 Awareness campaign to educate parents and teens on the Graduated Driver License Law by 9/30/2013
- Support 10 Programs on the dangers of distracted driving at high schools, colleges, or community events by 9/30/2013
- Conduct 12 Programs focusing on teens, pickup trucks and occupants using the rollover convincer by 9/30/2013
- Support 1 Educational campaign to raise awareness of the dangers of impaired driving by 9/30/2013
- Conduct 6 Bi-Monthly meetings of the Brazos Valley Injury Prevention Coalition with community partners by 9/30/2013
- Provide 10 Day care centers, schools or social service agencies with resources on best practice for car seats by 9/30/2013
- Provide 20 Employers and/or faith based groups with information on state and national safe driving campaigns by 9/30/2013
- Distribute 12000 Public information and Education (PI&E) resources to support grant objectives by 9/30/2013

Budget:

<i># Projects</i>	<i>Fund</i>	<i>Source</i>	<i>Federal Funding</i>	<i>State Funding</i>	<i>Program Income</i>	<i>Local Match</i>	<i>Project Total</i>
1	402	SA	\$40,468.99	\$0.00	\$0.00	\$40,798.55	\$81,267.54

Safe Communities

**FY 2013
Budget Module: SA - 13**

Program Area	# Proj	Total	FEDERAL						STATE			Fed. 402 to Local	
			402	405	406	408	410	2010	2011	STATE	INCOME		LOCAL
Program Management	0												
Enforcement	0												
Evaluation	0												
Public Information & Education	0												
Training	3	\$438,312.70	\$176,090.41									\$262,222.29	\$176,090.41
TOTALS:	3	\$438,312.70	\$176,090.41									\$262,222.29	\$176,090.41

--	--	--	--	--	--	--	--	--	--	--	--	--	--

School Bus

SB - 14

Goals

- To reduce School bus-related crashes, injuries and fatalities

Project Descriptions

Task: Training	School Bus SB - 14
-----------------------	--------------------

<i>Project #</i>	<i>Division</i>	<i>Organization Name</i>
2013-ESCVI-G-1YG-0171	TRF-TS	Education Service Center, Region VI

Title / Desc. **School Bus Safety Training 101**

This program is designed to identify and implement several safety units that will be utilized in training sessions for school bus drivers.

Objectives

- Identify 1 Set of content materials to be utilized in the various Bus Safety 101 workshops by 9/30/2013
- Analyze 400 Participant evaluations to determine the overall effectiveness of the Bus Safety 101 workshops by 9/30/2013
- Teach 500 School Bus Drivers in Bus Safety 101 by 9/30/2013

Budget:

<i># Projects</i>	<i>Fund</i>	<i>Source</i>	<i>Federal Funding</i>	<i>State Funding</i>	<i>Program Income</i>	<i>Local Match</i>	<i>Project Total</i>
1	402	SB	\$91,820.59	\$0.00	\$0.00	\$94,448.00	\$186,268.59

<i>Project #</i>	<i>Division</i>	<i>Organization Name</i>
2013-TEEXITSI-G-1YG-0242	TRF-TS	Texas Engineering Extension Service - ITSI

Title / Desc. **School Bus Safety Training**

Train trainers of school bus drivers in local districts to teach special safety techniques to local district drivers to reduce crashes, fatalities, and injuries.

Objectives

- Train 144 participants in School Bus Driver Train the Trainer courses by 9/30/2013
- Conduct 12 School Bus Driver Train the Trainer courses by 9/30/2013

Budget:

<i># Projects</i>	<i>Fund</i>	<i>Source</i>	<i>Federal Funding</i>	<i>State Funding</i>	<i>Program Income</i>	<i>Local Match</i>	<i>Project Total</i>
1	402	SB	\$47,973.01	\$0.00	\$19,799.28	\$46,137.60	\$113,909.89

School Bus

**FY 2013
Budget Module: SB - 14**

Program Area	# Proj	Total	FEDERAL						STATE			Fed. 402 to Local	
			402	405	406	408	410	2010	2011	STATE	INCOME		LOCAL
Program Management	0												
Enforcement	0												
Evaluation	0												
Public Information & Education	0												
Training	2	\$300,178.48	\$139,793.60								\$19,799.28	\$140,585.60	\$91,820.59
TOTALS:	2	\$300,178.48	\$139,793.60								\$19,799.28	\$140,585.60	\$91,820.59

--	--	--	--	--	--	--	--	--	--	--	--	--	--

Highway Safety Plan - Project Cross Reference

Enforcement Projects

<i>Project #</i>	<i>Organization</i>	<i>#</i>	<i>PA</i>	<i>Fund</i>	<i>Source</i>	<i>Federal Funds</i>	<i>State Funding</i>	<i>Prog. Income</i>	<i>Local Match</i>	<i>Project Total</i>
2011-HarrisDA-G-3YG-0026	Harris County District Attorney		AL	410	K8FR	\$216,670.51	\$0.00	\$0.00	\$38,235.92	\$254,906.43
2013-BexarCoD-G-1YG-0190	Bexar County District Attorney's Office		AL	410	K8HV	\$180,000.00	\$0.00	\$0.00	\$61,233.47	\$241,233.47
2013-BrazosCA-G-1YG-0021	Brazos County Attorney's Office		AL	410	K8	\$60,893.34	\$0.00	\$0.00	\$69,922.56	\$130,815.90
2013-CollinDA-G-1YG-0285	Collin County - District Attorney's Office		AL	402	AL	\$59,448.00	\$0.00	\$0.00	\$37,660.14	\$97,108.14
2013-GCoCDA-G-1YG-0109	Galveston County Criminal District Attorney		AL	402	AL	\$8,693.60	\$0.00	\$0.00	\$2,973.21	\$11,666.81
2013-MCDAO-G-1YG-0142	Montgomery County District Attorney's Office		AL	410	K8	\$97,281.90	\$0.00	\$0.00	\$57,843.87	\$155,125.77
2013-TarrantC-G-1YG-0112	Tarrant County		AL	410	K8FR	\$225,000.00	\$0.00	\$0.00	\$75,430.00	\$300,430.00
STEP CMV	Texas Department of Transportation		PT	402	PT	\$367,530.79	\$0.00	\$0.00	\$504,356.71	\$871,887.50
STEP Comprehensive	Texas Department of Transportation		PT	402	PT	\$8,232,248.26	\$0.00	\$0.00	\$8,474,240.42	\$16,706,488.69
STEP DWI	Texas Department of Transportation		AL	410	K8FR	\$512,375.62	\$0.00	\$0.00	\$470,536.27	\$982,911.89
STEP SPEED	Texas Department of Transportation		SC	402	SC	\$189,312.06	\$0.00	\$0.00	\$176,963.10	\$366,275.16
STEP WAVE Comprehensive	Texas Department of Transportation		PT	402	PT	\$40,272.62	\$0.00	\$0.00	\$33,749.27	\$74,021.89
STEP WAVE DWI	Texas Department of Transportation		AL	402	AL	\$268,100.00	\$0.00	\$0.00	\$63,556.50	\$331,656.50
TRF-TS CIOT STEP	Texas Department of Transportation		OP	402	OP	\$500,000.00	\$0.00	\$0.00	\$0.00	\$500,000.00
TRF-TS CIOT STEP Incentives	Texas Department of Transportation		OP	405	K2	\$60,000.00	\$0.00	\$0.00	\$0.00	\$60,000.00
TRF-TS IDM Incentives	Texas Department of Transportation		AL	410	K8FR	\$60,000.00	\$0.00	\$0.00	\$0.00	\$60,000.00
TRF-TS IDM STEP	Texas Department of Transportation		AL	410	K8HV	\$3,500,000.00	\$0.00	\$0.00	\$5,225,000.00	\$8,725,000.00

Highway Safety Plan - Project Cross Reference

Evaluation Projects

<i>Project #</i>	<i>Organization</i>	<i>#</i>	<i>PA</i>	<i>Fund</i>	<i>Source</i>	<i>Federal Funds</i>	<i>State Funding</i>	<i>Prog. Income</i>	<i>Local Match</i>	<i>Project Total</i>
2013-TTI-G-1YG-0072	Texas Transportation Institute		AL	402	AL	\$146,879.50	\$0.00	\$0.00	\$16,366.27	\$163,245.77
2013-TTI-G-1YG-0087	Texas Transportation Institute		AL	410	K8	\$84,991.32	\$0.00	\$0.00	\$45,797.89	\$130,789.21
2013-TTI-G-1YG-0088	Texas Transportation Institute		OP	402	OP	\$325,869.91	\$0.00	\$0.00	\$36,464.96	\$362,334.87
2013-TTI-G-1YG-0089	Texas Transportation Institute		OP	402	OP	\$58,681.61	\$0.00	\$0.00	\$6,546.89	\$65,228.50
2013-TTI-G-1YG-0090	Texas Transportation Institute		DE	402	DE	\$45,425.23	\$0.00	\$0.00	\$5,073.58	\$50,498.81
2013-TTI-G-1YG-0121	Texas Transportation Institute		DE	402	DE	\$67,902.08	\$0.00	\$0.00	\$7,559.29	\$75,461.37
TRF-TS CIOT Evaluation	Texas Department of Transportation		OP	402	OP	\$60,000.00	\$0.00	\$0.00	\$0.00	\$60,000.00

Highway Safety Plan - Project Cross Reference

Program Management Projects										
<i>Project #</i>	<i>Organization</i>	<i>#</i>	<i>PA</i>	<i>Fund</i>	<i>Source</i>	<i>Federal Funds</i>	<i>State Funding</i>	<i>Prog. Income</i>	<i>Local Match</i>	<i>Project Total</i>
2013-TDSHS-IS-G-1YG-0239	Texas Department of State Health Services - ISG		TR	408	K9	\$894,440.84	\$0.00	\$0.00	\$901,815.17	\$1,796,256.01
TRF - CRASH Agency Assets	Texas Department of Transportation		TR	408	K9	\$36,906.00	\$0.00	\$0.00	\$0.00	\$36,906.00
TRF - CRASH Agency Interface to RMS's	Texas Department of Transportation		TR	408	K9	\$164,713.00	\$0.00	\$0.00	\$0.00	\$164,713.00
TRF - CRASH Internal Identity Provider	Texas Department of Transportation		TR	408	K9	\$180,529.00	\$0.00	\$0.00	\$0.00	\$180,529.00
TRF - CRASH Locator Service	Texas Department of Transportation		TR	408	K9	\$97,650.00	\$0.00	\$0.00	\$0.00	\$97,650.00
TRF - CRASH Mobile App	Texas Department of Transportation		TR	408	K9	\$540,000.00	\$0.00	\$0.00	\$0.00	\$540,000.00
TRF - CRASH Pre-Populated Fields	Texas Department of Transportation		TR	408	K9	\$174,960.00	\$0.00	\$0.00	\$0.00	\$174,960.00
TRF - CRIS CRASH Help Desk	Texas Department of Transportation		TR	402	TR	\$692,700.00	\$0.00	\$0.00	\$0.00	\$692,700.00
TRF-TS CRASH Agency Support	Texas Department of Transportation		TR	408	K9	\$287,000.00	\$0.00	\$0.00	\$0.00	\$287,000.00
TRF-TS Crash Records/Data Analysis Operations and CRIS	Texas Department of Transportation		TR	402	TR	\$0.00	\$3,224,564.00	\$0.00	\$0.00	\$3,224,564.00
TRF-TS eGrants Business Analysis	Rhyan Technologies		PA	402	PA	\$337,920.00	\$0.00	\$0.00	\$0.00	\$337,920.00
TRF-TS eGrants Development	Agate Software, Inc.		PA	402	PA	\$75,000.00	\$50,000.00	\$0.00	\$0.00	\$125,000.00
TRF-TS TR Program Assessment	Texas Department of Transportation		TR	402	TR	\$35,000.00	\$0.00	\$0.00	\$0.00	\$35,000.00
TRF-TS Traffic Safety Program	Texas Department of Transportation		PA	402	PA	\$0.00	\$1,919,154.00	\$0.00	\$0.00	\$1,919,154.00

Highway Safety Plan - Project Cross Reference

PI&E Projects

<i>Project #</i>	<i>Organization</i>	<i>#</i>	<i>PA</i>	<i>Fund</i>	<i>Source</i>	<i>Federal Funds</i>	<i>State Funding</i>	<i>Prog. Income</i>	<i>Local Match</i>	<i>Project Total</i>
2013-EnviroMe-SOW-0040	EnviroMedia Social Marketing		AL	410	K8HV	\$1,600,000.0 0	\$0.00	\$0.00	\$5,225,080.0 0	\$6,825,080.00
2013-EnviroMe-SOW-0044	EnviroMedia Social Marketing		DE	402	DE	\$0.00	\$450,000.00	\$0.00	\$2,806,000.0 0	\$3,256,000.00
2013-EnviroMe-SOW-0045	EnviroMedia Social Marketing		MC	2010	K6	\$410,000.00	\$0.00	\$0.00	\$1,232,920.0 0	\$1,642,920.00
2013-EnviroMe-SOW-0047	EnviroMedia Social Marketing		OP	405	K2PM	\$500,000.00	\$0.00	\$0.00	\$1,516,280.0 0	\$2,016,280.00
2013-SMAM-SOW-0029	Sherry Matthews Advocacy Marketing		AL	402	AL	\$570,965.00	\$0.00	\$0.00	\$594,270.00	\$1,165,235.00
2013-SMAM-SOW-0032	Sherry Matthews Advocacy Marketing		AL	402	AL	\$1,398,570.0 0	\$0.00	\$0.00	\$971,888.00	\$2,370,458.00
2013-SMAM-SOW-0033	Sherry Matthews Advocacy Marketing		AL	410	K8PM	\$850,000.00	\$0.00	\$0.00	\$884,694.00	\$1,734,694.00
2013-SMAM-SOW-0036	Sherry Matthews Advocacy Marketing		DE	402	DE	\$0.00	\$560,172.00	\$0.00	\$1,087,393.0 0	\$1,647,565.00
2013-ThinkSt-SOW-0017	ThinkStreet		DE	402	DE	\$600,000.00	\$0.00	\$0.00	\$1,200,000.0 0	\$1,800,000.00
2013-ThinkSt-SOW-0018	ThinkStreet		OP	402	OP	\$0.00	\$600,000.00	\$0.00	\$1,000,000.0 0	\$1,600,000.00
2013-ThinkSt-SOW-0019	ThinkStreet		AL	410	K8PM	\$1,000,000.0 0	\$0.00	\$0.00	\$3,000,000.0 0	\$4,000,000.00
2013-ThinkSt-SOW-0020	ThinkStreet		AL	402	AL	\$671,089.01	\$0.00	\$0.00	\$1,342,379.0 0	\$2,013,468.01
2013-ThinkSt-SOW-0021	ThinkStreet		AL	402	AL	\$300,000.00	\$0.00	\$0.00	\$600,000.00	\$900,000.00
2013-ThinkSt-SOW-0026	ThinkStreet		AL	410	K8PM	\$960,000.00	\$0.00	\$0.00	\$1,940,000.0 0	\$2,900,000.00
2013-ThinkSt-SOW-0027	ThinkStreet		AL	402	AL	\$275,000.00	\$0.00	\$0.00	\$550,000.01	\$825,000.01
TBD - Christmas/New Year Holiday Campaign	Texas Department of Transportation		AL	402	AL	\$0.00	\$2,400,000.0 0	\$0.00	\$800,000.00	\$3,200,000.00
TBD - Click It or Ticket Campaign	Texas Department of Transportation		OP	405	K2PM	\$2,000,000.0 0	\$0.00	\$0.00	\$6,000,000.0 0	\$8,000,000.00
Various Local and Statewide Organizations	Texas Department of Transportation		AL	410	K8FR	\$0.00	\$0.00	\$0.00	\$6,678,441.0 0	\$6,678,441.00
Various Local and Statewide Organizations	Texas Department of Transportation		AL	410	K8PM	\$0.00	\$0.00	\$0.00	\$8,451,236.0 0	\$8,451,236.00
Various Local and Statewide Organizations	Texas Department of Transportation		AL	410	K8HV	\$0.00	\$0.00	\$0.00	\$5,275,000.0 0	\$5,275,000.00

Highway Safety Plan - Project Cross Reference

PI&E Projects										
<i>Project #</i>	<i>Organization</i>	<i>#</i>	<i>PA</i>	<i>Fund</i>	<i>Source</i>	<i>Federal Funds</i>	<i>State Funding</i>	<i>Prog. Income</i>	<i>Local Match</i>	<i>Project Total</i>
Various Local and Statewide Organizations	Texas Department of Transportation		AL	410	K8	\$0.00	\$0.00	\$0.00	\$13,032,343.00	\$13,032,343.00

Highway Safety Plan - Project Cross Reference

Training Projects

<i>Project #</i>	<i>Organization</i>	<i>#</i>	<i>PA</i>	<i>Fund</i>	<i>Source</i>	<i>Federal Funds</i>	<i>State Funding</i>	<i>Prog. Income</i>	<i>Local Match</i>	<i>Project Total</i>
2011-ScottWhi-G-3YG-0038	Scott and White Memorial Hospital		OP	2011	K3	\$240,313.83	\$0.00	\$0.00	\$67,286.32	\$307,600.15
2011-SHSU-G-3YG-0037	Sam Houston State University		AL	410	K8FR	\$201,765.49	\$0.00	\$0.00	\$65,510.92	\$267,276.41
2011-TMPA-G-3YG-0003	Texas Municipal Police Association		PT	402	PT	\$1,022,506.32	\$0.00	\$0.00	\$155,860.00	\$1,178,366.32
2011-TMPA-G-3YG-0004	Texas Municipal Police Association		AL	410	K8	\$516,383.59	\$0.00	\$0.00	\$297,528.00	\$813,911.59
2011-TTI-G-3YG-0010	Texas Transportation Institute		PT	402	PT	\$60,285.14	\$0.00	\$0.00	\$6,753.69	\$67,038.83
2011-UTatArli-G-3YG-0032	The University of Texas at Arlington		RS	402	RS	\$560,247.80	\$0.00	\$0.00	\$676,036.43	\$1,236,284.23
2013-AISD-G-1YG-0257	City of Austin - ISD		DE	402	DE	\$23,705.48	\$0.00	\$0.00	\$28,521.96	\$52,227.44
2013-EIPasSC-G-1YG-0016	City of El Paso Police Department (Safe Communities)		SA	402	SA	\$84,832.00	\$0.00	\$0.00	\$168,266.17	\$253,098.17
2013-ESCVI-G-1YG-0171	Education Service Center, Region VI		SB	402	SB	\$91,820.59	\$0.00	\$0.00	\$94,448.00	\$186,268.59
2013-ESCVI-G-1YG-0172	Education Service Center, Region VI		AL	402	AL	\$83,300.21	\$0.00	\$0.00	\$30,000.00	\$113,300.21
2013-ESCXIII-G-1YG-0043	Education Service Center, Region XIII		AL	402	AL	\$10,500.00	\$0.00	\$0.00	\$8,776.05	\$19,276.05
2013-ESCXIII-G-1YG-0222	Education Service Center, Region XIII		DE	402	DE	\$10,500.00	\$0.00	\$0.00	\$8,776.05	\$19,276.05
2013-ESCXIII-G-1YG-0223	Education Service Center, Region XIII		DE	402	DE	\$11,025.00	\$0.00	\$0.00	\$9,178.26	\$20,203.26
2013-HHS-G-1YG-0191	Hillcrest Baptist Medical Center-HHS		OP	2011	K3	\$192,315.00	\$0.00	\$0.00	\$252,672.43	\$444,987.43
2013-Hillcres-G-1YG-0152	Hillcrest Baptist Medical Center-Hillcrest		AL	402	AL	\$188,490.00	\$0.00	\$0.00	\$213,516.50	\$402,006.50
2013-Hillcres-G-1YG-0187	Hillcrest Baptist Medical Center-Hillcrest		AL	410	K8	\$180,338.20	\$0.00	\$0.00	\$96,196.51	\$276,534.71
2013-Hillcres-G-1YG-0246	Hillcrest Baptist Medical Center-Hillcrest		DE	402	DE	\$82,624.00	\$0.00	\$0.00	\$77,693.61	\$160,317.61
2013-IPCOGD-G-1YG-0162	Injury Prevention Center of Greater Dallas		OP	2011	K3	\$90,500.01	\$0.00	\$0.00	\$49,282.71	\$139,782.72
2013-IPCOGD-G-1YG-0245	Injury Prevention Center of Greater Dallas		OP	2011	K3	\$48,833.73	\$0.00	\$0.00	\$22,096.68	\$70,930.41
2013-LubbockP-G-1YG-0160	City of Lubbock Parks & Recreation		PS	402	PS	\$28,079.00	\$0.00	\$0.00	\$28,196.00	\$56,275.00
2013-MADD-G-1YG-0055	Mothers Against Drunk Driving		AL	402	AL	\$263,006.27	\$0.00	\$0.00	\$276,390.50	\$539,396.77
2013-MADD-G-1YG-0091	Mothers Against Drunk Driving		AL	410	K8FR	\$800,382.73	\$0.00	\$0.00	\$320,440.00	\$1,120,822.73
2013-MADD-G-1YG-0092	Mothers Against Drunk Driving		AL	402	AL	\$145,292.25	\$0.00	\$0.00	\$51,228.88	\$196,521.13
2013-MADD-G-1YG-0093	Mothers Against Drunk Driving		AL	410	K8FR	\$118,583.60	\$0.00	\$0.00	\$42,086.16	\$160,669.76
2013-MADD-G-1YG-0095	Mothers Against Drunk Driving		AL	410	K8FR	\$142,849.40	\$0.00	\$0.00	\$50,970.95	\$193,820.35
2013-NSC-G-1YG-0276	National Safety Council		DE	402	DE	\$187,125.48	\$0.00	\$0.00	\$191,163.50	\$378,288.98
2013-SanAnton-G-1YG-0168	San Antonio - Bexar County Metropolitan Planning Organization		PS	402	PS	\$11,997.30	\$0.00	\$0.00	\$1,385.00	\$13,382.30
2013-SHSU-G-1YG-0060	Sam Houston State University		AL	410	K8	\$549,213.57	\$0.00	\$6,750.00	\$612,495.21	\$1,168,458.78

Highway Safety Plan - Project Cross Reference

Training Projects

<i>Project #</i>	<i>Organization</i>	<i>#</i>	<i>PA</i>	<i>Fund</i>	<i>Source</i>	<i>Federal Funds</i>	<i>State Funding</i>	<i>Prog. Income</i>	<i>Local Match</i>	<i>Project Total</i>
2013-TABC-G-1YG-0002	Texas Alcoholic Beverage Commission		AL	402	AL	\$280,000.00	\$0.00	\$0.00	\$154,685.49	\$434,685.49
2013-TAC-G-1YG-0228	Texas Association of Counties		AL	410	K8FR	\$233,192.50	\$0.00	\$0.00	\$103,216.00	\$336,408.50
2013-TAMUCC-G-1YG-0244	Texas A&M University-Corpus Christi		SA	402	SA	\$50,789.42	\$0.00	\$0.00	\$53,157.57	\$103,946.99
2013-TCH-G-1YG-0254	Texas Children's Hospital		OP	2011	K3	\$148,062.03	\$0.00	\$10,000.00	\$254,637.30	\$412,699.33
2013-TCJ-G-1YG-0015	Texas Center for the Judiciary		AL	410	K8	\$761,772.71	\$0.00	\$0.00	\$877,590.26	\$1,639,362.97
2013-TDCAA-G-1YG-0119	Texas District and County Attorneys Association		AL	402	AL	\$539,988.06	\$0.00	\$0.00	\$554,052.74	\$1,094,040.80
2013-TDSHS-G-1YG-0134	Texas Department of State Health Services		OP	402	OP	\$900,000.00	\$0.00	\$0.00	\$900,000.00	\$1,800,000.00
2013-TEEXESTI-G-1YG-0214	Texas Engineering Extension Service - ESTI		EM	402	EM	\$515,534.39	\$0.00	\$0.00	\$795,412.80	\$1,310,947.19
2013-TEEXITSI-G-1YG-0237	Texas Engineering Extension Service - ITSI		RS	402	RS	\$78,569.87	\$0.00	\$0.00	\$87,576.00	\$166,145.87
2013-TEEXITSI-G-1YG-0240	Texas Engineering Extension Service - ITSI		RS	402	RS	\$30,619.21	\$0.00	\$0.00	\$31,441.92	\$62,061.13
2013-TEEXITSI-G-1YG-0242	Texas Engineering Extension Service - ITSI		SB	402	SB	\$47,973.01	\$0.00	\$19,799.28	\$46,137.60	\$113,909.89
2013-Texas Ag-G-1YG-0080	Texas AgriLife Extension Service		OP	402	OP	\$260,571.69	\$0.00	\$0.00	\$262,430.28	\$523,001.97
2013-Texas Ag-G-1YG-0081	Texas AgriLife Extension Service		AL	410	K8	\$272,200.99	\$0.00	\$0.00	\$117,202.00	\$389,402.99
2013-Texas Ag-G-1YG-0082	Texas AgriLife Extension Service		SA	402	SA	\$40,468.99	\$0.00	\$0.00	\$40,798.55	\$81,267.54
2013-Texas Ag-G-1YG-0155	Texas AgriLife Extension Service		AL	402	AL	\$81,247.29	\$0.00	\$0.00	\$18,181.43	\$99,428.72
2013-TJCTC-G-1YG-0107	Texas Justice Court Training Center		AL	410	K8FR	\$127,425.39	\$0.00	\$0.00	\$128,203.01	\$255,628.40
2013-TMCEC-G-1YG-0175	Texas Municipal Courts Education Center		AL	402	AL	\$282,411.72	\$0.00	\$6,600.00	\$292,646.96	\$581,658.68
2013-TMCEC-G-1YG-0176	Texas Municipal Courts Education Center		DE	402	DE	\$166,668.96	\$0.00	\$0.00	\$166,818.30	\$333,487.26
2013-TMPA-G-1YG-0003	Texas Municipal Police Association		AL	410	K8	\$549,734.31	\$0.00	\$0.00	\$555,065.00	\$1,104,799.31
2013-TMPA-G-1YG-0017	Texas Municipal Police Association		AL	402	AL	\$144,489.12	\$0.00	\$0.00	\$56,990.00	\$201,479.12
2013-TMPA-G-1YG-0133	Texas Municipal Police Association		AL	410	K8	\$511,697.79	\$0.00	\$0.00	\$521,100.25	\$1,032,798.04
2013-Travis C-G-1YG-0008	Travis County Attorney's UDPP		AL	410	K8	\$161,204.58	\$0.00	\$0.00	\$320,328.08	\$481,532.66
2013-TST-G-1YG-0182	Texans Standing Tall		AL	402	AL	\$148,397.38	\$0.00	\$0.00	\$57,338.00	\$205,735.38
2013-TST-G-1YG-0238	Texans Standing Tall		AL	410	K8PM	\$234,486.19	\$0.00	\$0.00	\$82,018.77	\$316,504.96
2013-TTI-G-1YG-0063	Texas Transportation Institute		AL	410	K8FR	\$54,389.98	\$0.00	\$0.00	\$29,352.27	\$83,742.25
2013-TTI-G-1YG-0069	Texas Transportation Institute		PA	402	PA	\$49,999.99	\$0.00	\$0.00	\$50,057.41	\$100,057.40
2013-TTI-G-1YG-0070	Texas Transportation Institute		MC	402	MC	\$211,158.25	\$0.00	\$0.00	\$31,908.05	\$243,066.30
2013-TTI-G-1YG-0071	Texas Transportation Institute		MC	402	MC	\$174,773.52	\$0.00	\$0.00	\$19,520.50	\$194,294.02
2013-TTI-G-1YG-0073	Texas Transportation Institute		AL	410	K8PM	\$71,224.76	\$0.00	\$0.00	\$18,581.77	\$89,806.53
2013-TTI-G-1YG-0084	Texas Transportation Institute		AL	402	AL	\$160,432.97	\$0.00	\$0.00	\$54,208.03	\$214,641.00

Highway Safety Plan - Project Cross Reference

Training Projects

<i>Project #</i>	<i>Organization</i>	<i>#</i>	<i>PA</i>	<i>Fund</i>	<i>Source</i>	<i>Federal Funds</i>	<i>State Funding</i>	<i>Prog. Income</i>	<i>Local Match</i>	<i>Project Total</i>
2013-TTI-G-1YG-0085	Texas Transportation Institute		PS	402	PS	\$164,660.70	\$0.00	\$0.00	\$18,323.64	\$182,984.34
2013-TTI-G-1YG-0099	Texas Transportation Institute		DE	402	DE	\$408,754.76	\$0.00	\$0.00	\$593,386.27	\$1,002,141.03
2013-TTI-G-1YG-0101	Texas Transportation Institute		AL	410	K8	\$162,188.06	\$0.00	\$0.00	\$84,818.97	\$247,007.03
2013-TxOpLife-G-1YG-0169	Texas Operation Lifesaver		RH	402	RH	\$29,948.00	\$0.00	\$0.00	\$50,400.30	\$80,348.30
2013-UHD-G-1YG-0113	University of Houston/Downtown		AL	410	K8	\$167,355.00	\$0.00	\$0.00	\$235,600.02	\$402,955.02
2013-UHD-G-1YG-0159	University of Houston/Downtown		AL	410	K8	\$58,000.00	\$0.00	\$0.00	\$60,800.00	\$118,800.00
2013-UMCEP-G-1YG-0004	University Medical Center of El Paso		AL	402	AL	\$67,872.20	\$0.00	\$0.00	\$27,727.63	\$95,599.83
2013-UMCEP-G-1YG-0077	University Medical Center of El Paso		OP	2011	K3	\$82,737.80	\$0.00	\$0.00	\$92,555.02	\$175,292.82
Project Celebration	Texas Department of Transportation		AL	402	AL	\$0.00	\$200,000.00	\$0.00	\$0.00	\$200,000.00
TRF-TTI Crash	Texas Department of Transportation		TR	408	K9	\$302,000.00	\$0.00	\$0.00	\$0.00	\$302,000.00

Section Four

CERTIFICATIONS AND ASSURANCES

Note: This form is based on NHTSA Form (revised 8/2/12)

<http://www.nhtsa.gov/nhtsa/whatsup/TEA21/GrantMan/HTML/StateCertifications080212.docx>

STATE CERTIFICATIONS AND ASSURANCES

Failure to comply with applicable Federal statutes, regulations and directives may subject State officials to civil or criminal penalties and/or place the State in a high risk grantee status in accordance with 49 CFR 18.12.

Each fiscal year the State will sign these Certifications and Assurances that the State complies with all applicable Federal statutes, regulations, and directives in effect with respect to the periods for which it receives grant funding. Applicable provisions include, but not limited to, the following:

- 23 U.S.C. Chapter 4 - Highway Safety Act of 1966, as amended
- 49 CFR Part 18 - Uniform Administrative Requirements for Grants and Cooperative Agreements to State and Local Governments
- 23 CFR Chapter II - (§§1200, 1205, 1206, 1250, 1251, & 1252) Regulations governing highway safety programs
- NHTSA Order 462-6C - Matching Rates for State and Community Highway Safety Programs
- Highway Safety Grant Funding Policy for Field-Administered Grants

Certifications and Assurances

Section 402 Requirements (as amended by Pub. L. 112-141)

The Governor is responsible for the administration of the State highway safety program through a State highway safety agency which has adequate powers and is suitably equipped and organized (as evidenced by appropriate oversight procedures governing such areas as procurement, financial administration, and the use, management, and disposition of equipment) to carry out the program (23 USC 402(b) (1) (A));

The political subdivisions of this State are authorized, as part of the State highway safety program, to carry out within their jurisdictions local highway safety programs which have been approved by the Governor and are in accordance with the uniform guidelines promulgated by the Secretary of Transportation (23 USC 402(b) (1) (B));

At least 40 per cent of all Federal funds apportioned to this State under 23 USC 402 for this fiscal year will be expended by or for the benefit of the political subdivision of the State in carrying out local highway safety programs (23 USC 402(b) (1) (C)), unless this requirement is waived in writing;

This State's highway safety program provides adequate and reasonable access for the safe and convenient movement of physically handicapped persons, including those in wheelchairs, across curbs constructed or replaced on or after July 1, 1976, at all pedestrian crosswalks (23 USC 402(b) (1) (D));

The State will implement activities in support of national highway safety goals to reduce motor vehicle related fatalities that also reflect the primary data-related crash factors within the State as identified by the State highway safety planning process, including:

- **National law enforcement mobilizations and high-visibility law enforcement mobilizations,**
- **Sustained enforcement of statutes addressing impaired driving, occupant protection, and driving in excess of posted speed limits,**
- **An annual statewide safety belt use survey in accordance with criteria established by the Secretary for the measurement of State safety belt use rates to ensure that the measurements are accurate and representative,**
- **Development of statewide data systems to provide timely and effective data analysis to support allocation of highway safety resources,**
- **Coordination of its highway safety plan, data collection, and information systems with the State strategic highway safety plan (as defined in section 148)(a)).**

(23 USC 402 (b)(1)(F));

The State shall actively encourage all relevant law enforcement agencies in the State to follow the guidelines established for vehicular pursuits issued by the International Association of Chiefs of Police that are currently in effect. (23 USC 402(j)).

Other Federal Requirements

Cash drawdowns will be initiated only when actually needed for disbursement. 49 CFR 18.20

Cash disbursements and balances will be reported in a timely manner as required by NHTSA. 49 CFR 18.21.

The same standards of timing and amount, including the reporting of cash disbursement and balances, will be imposed upon any secondary recipient organizations. 49 CFR 18.41.

Failure to adhere to these provisions may result in the termination of drawdown privileges.

The State has submitted appropriate documentation for review to the single point of contact designated by the Governor to review Federal programs, as required by Executive Order 12372 (Intergovernmental Review of Federal Programs);

Equipment acquired under this agreement for use in highway safety program areas shall be used and kept in operation for highway safety purposes by the State; or the State, by formal agreement with appropriate officials of a political subdivision or State agency, shall cause such equipment to be used and kept in operation for highway safety purposes 23 CFR 1200.21

The State will comply with all applicable State procurement procedures and will maintain a financial management system that complies with the minimum requirements of 49 CFR 18.20;

Federal Funding Accountability and Transparency Act (FFATA)

The State will comply with FFATA guidance, OMB Guidance on FFATA Subaward and Executive Compensation Reporting, August 27, 2010, (https://www.fsrs.gov/documents/OMB_Guidance_on_FFATA_Subaward_and_Executive_Compensation_Reporting_08272010.pdf) by reporting to FSRS.gov for each sub-grant awarded:

- Name of the entity receiving the award;
- Amount of the award;
- Information on the award including transaction type, funding agency, the North American Industry Classification System code or Catalog of Federal Domestic Assistance number (where applicable), program source;
- Location of the entity receiving the award and the primary location of performance under the award, including the city, State, congressional district, and country; , and an award title descriptive of the purpose of each funding action;
- A unique identifier (DUNS);
- The names and total compensation of the five most highly compensated officers of the entity if-- of the entity receiving the award and of the parent entity of the recipient, should the entity be owned by another entity;
 - (i) the entity in the preceding fiscal year received—
 - (I) 80 percent or more of its annual gross revenues in Federal awards; and(II) \$25,000,000 or more in annual gross revenues from Federal awards; and(ii) the public does not have access to information about the compensation of the senior executives of the entity through periodic reports filed under section 13(a) or 15(d) of the Securities Exchange Act of 1934 (15 U.S.C. 78m(a), 78o(d)) or section 6104 of the Internal Revenue Code of 1986;
- Other relevant information specified by OMB guidance.

The State highway safety agency will comply with all Federal statutes and implementing regulations relating to nondiscrimination. These include but are not limited to: (a) Title VI of the Civil Rights Act of 1964 (P.L. 88-352) which prohibits discrimination on the basis of race, color or national origin (and 49 CFR Part 21); (b) Title IX of the Education Amendments of 1972, as amended (20 U.S.C. §§ 1681-1683, and 1685-1686), which prohibits discrimination on the basis of sex; (c) Section 504 of the Rehabilitation Act of 1973, as amended (29 U.S.C. §794) and the Americans with Disabilities Act of 1990 (42 USC § 12101, *et seq.*; PL 101-336), which prohibits discrimination on the basis of disabilities (and 49 CFR Part 27); (d) the Age Discrimination Act of 1975, as amended (42U.S.C. §§ 6101-6107), which prohibits discrimination on the basis of age; (e) the Drug Abuse Office and Treatment Act of 1972 (P.L. 92-255), as amended, relating to nondiscrimination on the basis of drug abuse; (f) the comprehensive Alcohol Abuse and Alcoholism Prevention, Treatment and Rehabilitation Act of 1970(P.L. 91-616), as amended, relating to nondiscrimination on the basis of alcohol abuse of alcoholism; (g) §§ 523 and 527 of the Public Health Service Act of 1912 (42 U.S.C. §§ 290 dd-3 and 290 ee-3), as amended, relating to confidentiality of alcohol and drug abuse patient records; (h) Title VIII of the Civil Rights Act of 1968 (42 U.S.C. §§ 3601 *et seq.*), as amended, relating to nondiscrimination in the sale, rental or financing of housing; (i) any other nondiscrimination provisions in the specific statute(s) under which application for Federal assistance is being made; The Civil Rights Restoration Act of 1987, which provides that any portion of a state or local entity receiving federal funds will obligate all programs or activities of that entity to comply with these civil rights laws; and, (k) the requirements of any other nondiscrimination statute(s) which may apply to the application.

The Drug-free Workplace Act of 1988(41 U.S.C. 702;):

The State will provide a drug-free workplace by:

- a. Publishing a statement notifying employees that the unlawful manufacture, distribution, dispensing, possession or use of a controlled substance is prohibited in the grantee's workplace and specifying the actions that will be taken against employees for violation of such prohibition;

- b. Establishing a drug-free awareness program to inform employees about:
 - 1. The dangers of drug abuse in the workplace.

 - 2. The grantee's policy of maintaining a drug-free workplace.

 - 3. Any available drug counseling, rehabilitation, and employee assistance programs.

 - 4. The penalties that may be imposed upon employees for drug violations occurring in the workplace.

- c. Making it a requirement that each employee engaged in the performance of the grant be given a copy of the statement required by paragraph (a).
- d. Notifying the employee in the statement required by paragraph (a) that, as a condition of employment under the grant, the employee will --
 - 1. Abide by the terms of the statement.
 - 2. Notify the employer of any criminal drug statute conviction for a violation occurring in the workplace no later than five days after such conviction.
- e. Notifying the agency within ten days after receiving notice under subparagraph (d) (2) from an employee or otherwise receiving actual notice of such conviction.
- f. Taking one of the following actions, within 30 days of receiving notice under subparagraph (d) (2), with respect to any employee who is so convicted -
 - 1. Taking appropriate personnel action against such an employee, up to and including termination.
 - 2. Requiring such employee to participate satisfactorily in a drug abuse assistance or rehabilitation program approved for such purposes by a Federal, State, or local health, law enforcement, or other appropriate agency.
- g. Making a good faith effort to continue to maintain a drug-free workplace through implementation of paragraphs (a), (b), (c), (d), (e), and (f) above.

BUY AMERICA ACT

The State will comply with the provisions of the Buy America Act (49 U.S.C. 5323(j)) which contains the following requirements:

Only steel, iron and manufactured products produced in the United States may be purchased with Federal funds unless the Secretary of Transportation determines that such domestic purchases would be inconsistent with the public interest; that such materials are not reasonably available and of a satisfactory quality; or that inclusion of domestic materials will increase the cost of the overall project contract by more than 25 percent. Clear justification

for the purchase of non-domestic items must be in the form of a waiver request submitted to and approved by the Secretary of Transportation.

POLITICAL ACTIVITY (HATCH ACT).

The State will comply, as applicable, with provisions of the Hatch Act (5 U.S.C. §§1501-1508 and 7324-7328) which limit the political activities of employees whose principal employment activities are funded in whole or in part with Federal funds.

CERTIFICATION REGARDING FEDERAL LOBBYING

Certification for Contracts, Grants, Loans, and Cooperative Agreements

The undersigned certifies, to the best of his or her knowledge and belief, that:

1. No Federal appropriated funds have been paid or will be paid, by or on behalf of the undersigned, to any person for influencing or attempting to influence an officer or employee of any agency, a Member of Congress, an officer or employee of Congress, or an employee of a Member of Congress in connection with the awarding of any Federal contract, the making of any Federal grant, the making of any Federal loan, the entering into of any cooperative agreement, and the extension, continuation, renewal, amendment, or modification of any Federal contract, grant, loan, or cooperative agreement.
2. If any funds other than Federal appropriated funds have been paid or will be paid to any person for influencing or attempting to influence an officer or employee of any agency, a Member of Congress, an officer or employee of Congress, or an employee of a Member of Congress in connection with this Federal contract, grant, loan, or cooperative agreement, the undersigned shall complete and submit Standard Form-LLL, "Disclosure Form to Report Lobbying," in accordance with its instructions.
3. The undersigned shall require that the language of this certification be included in the award documents for all sub-award at all tiers (including subcontracts, subgrants, and contracts under grant, loans, and cooperative agreements) and that all subrecipients shall certify and disclose accordingly.

This certification is a material representation of fact upon which reliance was placed when this transaction was made or entered into. Submission of this certification is a prerequisite for making or entering into this transaction imposed by section 1352, title 31, U.S. Code. Any person who fails to file the required certification shall be subject to a civil penalty of not less than \$10,000 and not more than \$100,000 for each such failure.

RESTRICTION ON STATE LOBBYING

None of the funds under this program will be used for any activity specifically designed to urge or influence a State or local legislator to favor or oppose the adoption of any specific legislative proposal pending before any State or local legislative body. Such activities include both direct and indirect (e.g., "grassroots") lobbying activities, with one exception. This does not preclude a State official whose salary is supported with NHTSA funds from engaging in direct communications with State or local legislative officials, in accordance with customary State practice, even if such communications urge legislative officials to favor or oppose the adoption of a specific pending legislative proposal.

CERTIFICATION REGARDING DEBARMENT AND SUSPENSION

Instructions for Primary Certification

1. By signing and submitting this proposal, the prospective primary participant is providing the certification set out below.
2. The inability of a person to provide the certification required below will not necessarily result in denial of participation in this covered transaction. The prospective participant shall submit an explanation of why it cannot provide the certification set out below. The certification or explanation will be considered in connection with the department or agency's determination whether to enter into this transaction. However, failure of the prospective primary participant to furnish a certification or an explanation shall disqualify such person from participation in this transaction.
3. The certification in this clause is a material representation of fact upon which reliance was placed when the department or agency determined to enter into this transaction. If it is later determined that the prospective primary participant knowingly rendered an erroneous certification, in addition to other remedies available to the Federal Government, the department or agency may terminate this transaction for cause or default.
4. The prospective primary participant shall provide immediate written notice to the department or agency to which this proposal is submitted if at any time the prospective primary participant learns its certification was erroneous when submitted or has become erroneous by reason of changed circumstances.
5. The terms covered transaction, debarred, suspended, ineligible, lower tier covered transaction, participant, person, primary covered transaction, principal, proposal, and voluntarily excluded, as used in this clause, have the meaning set out in the Definitions and coverage sections of 49 CFR Part 29. You may contact the department or agency to which this proposal is being submitted for assistance in obtaining a copy of those regulations.
6. The prospective primary participant agrees by submitting this proposal that, should the proposed covered transaction be entered into, it shall not knowingly enter into any lower tier covered transaction with a person who is proposed for debarment under 48 CFR Part 9, subpart 9.4, debarred, suspended, declared ineligible, or voluntarily excluded from participation in this covered transaction, unless authorized by the department or agency entering into this transaction.
7. The prospective primary participant further agrees by submitting this proposal that it will include the clause titled "Certification Regarding Debarment, Suspension, Ineligibility and Voluntary Exclusion-Lower Tier Covered Transaction," provided by the department or agency entering into this covered transaction, without modification, in all lower tier covered transactions and in all solicitations for lower tier covered transactions.
8. A participant in a covered transaction may rely upon a certification of a prospective participant in a lower tier covered transaction that it is not proposed for debarment under 48 CFR Part 9, subpart 9.4, debarred, suspended, ineligible, or voluntarily excluded from the covered transaction, unless it knows that the certification is erroneous. A participant may decide the method and frequency by which it determines the eligibility of its principals. Each participant may, but is not required to, check the list of Parties Excluded from Federal Procurement and Non-procurement Programs.

9. Nothing contained in the foregoing shall be construed to require establishment of a system of records in order to render in good faith the certification required by this clause. The knowledge and information of a participant is not required to exceed that which is normally possessed by a prudent person in the ordinary course of business dealings.

10. Except for transactions authorized under paragraph 6 of these instructions, if a participant in a covered transaction knowingly enters into a lower tier covered transaction with a person who is proposed for debarment under 48 CFR Part 9, subpart 9.4, suspended, debarred, ineligible, or voluntarily excluded from participation in this transaction, in addition to other remedies available to the Federal Government, the department or agency may terminate this transaction for cause or default.

Certification Regarding Debarment, Suspension, and Other Responsibility Matters-Primary Covered Transactions

(1) The prospective primary participant certifies to the best of its knowledge and belief, that its principals:

(a) Are not presently debarred, suspended, proposed for debarment, declared ineligible, or voluntarily excluded by any Federal department or agency;

(b) Have not within a three-year period preceding this proposal been convicted of or had a civil judgment rendered against them for commission of fraud or a criminal offense in connection with obtaining, attempting to obtain, or performing a public (Federal, State or local) transaction or contract under a public transaction; violation of Federal or State antitrust statutes or commission of embezzlement, theft, forgery, bribery, falsification or destruction of record, making false statements, or receiving stolen property;

(c) Are not presently indicted for or otherwise criminally or civilly charged by a governmental entity (Federal, State or Local) with commission of any of the offenses enumerated in paragraph (1)(b) of this certification; and

(d) Have not within a three-year period preceding this application/proposal had one or more public transactions (Federal, State, or local) terminated for cause or default.

(2) Where the prospective primary participant is unable to certify to any of the Statements in this certification, such prospective participant shall attach an explanation to this proposal.

Instructions for Lower Tier Certification

1. By signing and submitting this proposal, the prospective lower tier participant is providing the certification set out below.

2. The certification in this clause is a material representation of fact upon which reliance was placed when this transaction was entered into. If it is later determined that the prospective lower tier participant knowingly rendered an erroneous certification, in addition to other remedies available to the Federal government, the department or agency with which this transaction originated may pursue available remedies, including suspension and/or debarment.

3. The prospective lower tier participant shall provide immediate written notice to the person to which this proposal is submitted if at any time the prospective lower tier participant learns

that its certification was erroneous when submitted or has become erroneous by reason of changed circumstances.

4. The terms covered transaction, debarred, suspended, ineligible, lower tier covered transaction, participant, person, primary covered transaction, principal, proposal, and voluntarily excluded, as used in this clause, have the meanings set out in the Definition and Coverage sections of 49 CFR Part 29. You may contact the person to whom this proposal is submitted for assistance in obtaining a copy of those regulations.

5. The prospective lower tier participant agrees by submitting this proposal that, should the proposed covered transaction be entered into, it shall not knowingly enter into any lower tier covered transaction with a person who is proposed for debarment under 48 CFR Part 9, subpart 9.4, debarred, suspended, declared ineligible, or voluntarily excluded from participation in this covered transaction, unless authorized by the department or agency with which this transaction originated.

6. The prospective lower tier participant further agrees by submitting this proposal that it will include the clause titled "Certification Regarding Debarment, Suspension, Ineligibility and Voluntary Exclusion -- Lower Tier Covered Transaction," without modification, in all lower tier covered transactions and in all solicitations for lower tier covered transactions. (See below)

7. A participant in a covered transaction may rely upon a certification of a prospective participant in a lower tier covered transaction that it is not proposed for debarment under 48 CFR Part 9, subpart 9.4, debarred, suspended, ineligible, or voluntarily excluded from the covered transaction, unless it knows that the certification is erroneous. A participant may decide the method and frequency by which it determines the eligibility of its principals. Each participant may, but is not required to, check the List of Parties Excluded from Federal Procurement and Non-procurement Programs.

8. Nothing contained in the foregoing shall be construed to require establishment of a system of records in order to render in good faith the certification required by this clause. The knowledge and information of a participant is not required to exceed that which is normally possessed by a prudent person in the ordinary course of business dealings.

9. Except for transactions authorized under paragraph 5 of these instructions, if a participant in a covered transaction knowingly enters into a lower tier covered transaction with a person who is proposed for debarment under 48 CFR Part 9, subpart 9.4, suspended, debarred, ineligible, or voluntarily excluded from participation in this transaction, in addition to other remedies available to the Federal government, the department or agency with which this transaction originated may pursue available remedies, including suspension and/or debarment.

Certification Regarding Debarment, Suspension, Ineligibility and Voluntary Exclusion -- Lower Tier Covered Transactions:

1. The prospective lower tier participant certifies, by submission of this proposal, that neither it nor its principals is presently debarred, suspended, proposed for debarment, declared ineligible, or voluntarily excluded from participation in this transaction by any Federal department or agency.

2. Where the prospective lower tier participant is unable to certify to any of the statements in this certification, such prospective participant shall attach an explanation to this proposal.

POLICY TO BAN TEXT MESSAGING WHILE DRIVING

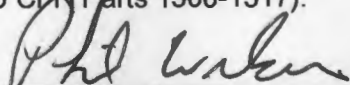
In accordance with Executive Order 13513, Federal Leadership On Reducing Text Messaging While Driving, and DOT Order 3902.10, Text Messaging While Driving, States are encouraged to:

- (1) Adopt and enforce workplace safety policies to decrease crashes caused by distracted driving including policies to ban text messaging while driving—
 - a. Company-owned or –rented vehicles, or Government-owned, leased or rented vehicles; or
 - b. Privately-owned when on official Government business or when performing any work on or behalf of the Government.

- (2) Conduct workplace safety initiatives in a manner commensurate with the size of the business, such as –
 - a. Establishment of new rules and programs or re-evaluation of existing programs to prohibit text messaging while driving; and
 - b. Education, awareness, and other outreach to employees about the safety risks associated with texting while driving.

ENVIRONMENTAL IMPACT


The Governor's Representative for Highway Safety has reviewed the State's Fiscal Year highway safety planning document and hereby declares that no significant environmental impact will result from implementing this Highway Safety Plan. If, under a future revision, this Plan will be modified in such a manner that a project would be instituted that could affect environmental quality to the extent that a review and statement would be necessary, this office is prepared to take the action necessary to comply with the National Environmental Policy Act of 1969 (42 USC 4321 et seq.) and the implementing regulations of the Council on Environmental Quality (40 CFR Parts 1500-1517).



Phil Wilson, Executive Director

Texas
State or Commonwealth

2013
For Fiscal Year



Date

Section Five
PROGRAM COST SUMMARY

SUMMARY OF PLANNED FUNDING

Program Area	# Proj	Total	FEDERAL							MATCH			Fed. 402 to Local	
			402	405	406	408	410	2010	2011	STATE	INCOME	LOCAL		
Planning and Administration	5	\$2,482,131.40	\$462,919.99								\$1,969,154.00	\$0.00	\$50,057.41	
Alcohol and Other Drug Counter	136	\$85,853,857.58	\$6,094,172.58					\$15,221,601.53			\$2,600,000.00	\$13,350.00	\$61,924,733.47	\$1,244,635.50
Emergency Medical Services	1	\$1,310,947.19	\$515,534.39								\$0.00	\$0.00	\$795,412.80	
Motorcycle Safety	3	\$2,080,280.32	\$385,931.77						\$410,000.00		\$0.00	\$0.00	\$1,284,348.55	
Occupant Protection	69	\$16,538,138.20	\$2,105,123.21	\$2,560,000.00						\$802,762.40	\$600,000.00	\$10,000.00	\$10,460,252.59	\$500,000.00
Pedestrian and Bicyclist Safety	3	\$252,641.64	\$204,737.00								\$0.00	\$0.00	\$47,904.64	\$40,076.30
Police Traffic Services	55	\$18,897,803.23	\$9,722,843.14								\$0.00	\$0.00	\$9,174,960.09	\$8,640,051.68
Speed Control	5	\$366,275.16	\$189,312.06								\$0.00	\$0.00	\$176,963.10	\$189,312.06
Traffic Records	12	\$7,532,278.01	\$727,700.00				\$2,678,198.84				\$3,224,564.00	\$0.00	\$901,815.17	
Driver Education and Behavior	12	\$8,795,466.81	\$1,603,730.99								\$1,010,172.00	\$0.00	\$6,181,563.82	\$106,329.48
Railroad / Highway Crossing	1	\$80,348.30	\$29,948.00								\$0.00	\$0.00	\$50,400.30	
Roadway Safety	3	\$1,464,491.23	\$669,436.88								\$0.00	\$0.00	\$795,054.35	\$669,436.88
Safe Communities	3	\$438,312.70	\$176,090.41								\$0.00	\$0.00	\$262,222.29	\$176,090.41
School Bus	2	\$300,178.48	\$139,793.60								\$0.00	\$19,799.28	\$140,585.60	\$91,820.59
TOTALS:	310	\$146,393,150.25	\$23,027,274.02	\$2,560,000.00		\$0.00	\$2,678,198.84	\$15,221,601.53	\$410,000.00	\$802,762.40	\$9,403,890.00	\$43,149.28	\$92,246,274.19	\$11,657,752.90



U.S. Department
of Transportation
**National Highway
Traffic Safety
Administration**

Region 6
Louisiana, Mississippi, New Mexico,
Oklahoma, Texas, Indian Nations

819 Taylor Street
Room 8A38
Fort Worth, TX 76102-6177
Phone: 817-978-3653
Fax: 817-978-8339

September 27, 2012

Phil Wilson
Executive Director
Governor's Highway Safety Representative
Texas Department of Transportation
125 E. 11th Street
Austin, Texas 78701-2483

Dear Mr. Wilson:

We have reviewed Texas fiscal year 2013 Performance Plan, Highway Safety Plan, Certification Statement, and Cost Summary (HS217) as received on September 1, 2012. Based on these submissions and the subsequent revisions, we find your State's highway safety program to be in compliance with the requirements of the Section 402 program.

This determination does not constitute an obligation of Federal funds for the fiscal year identified above or an authorization to incur costs against those funds. The obligation of Section 402 program funds will be effected in writing by the NHTSA Administrator at the commencement of the fiscal year identified above. However, Federal funds reprogrammed from the prior-year Highway Safety Program (carry-forward funds) will be available for immediate use by the State on October 1, 2012. Reimbursement will be contingent upon the submission of an updated HS Form 217 (or its electronic equivalent), consistent with the requirement of 23 CFR §1200.14(d), within 30 days after either the beginning of the fiscal year identified above or the date of this letter, whichever is later.

In our review of the documents submitted, we did not identify any proposed purchase of equipment with an acquisition cost of \$5,000 or more, therefore, no approval is provided for purchase of such equipment with federal funds.

The efforts of the personnel of the Texas Department of Transportation, Traffic Safety Section, in the development of the FY 2013 Highway Safety Plan are appreciated and we look forward to its implementation. We also appreciate the State's efforts to reduce traffic deaths, injuries, and economic costs by implementing Click It or Ticket, and by participating in the national Drive Sober or Get Pulled Over campaign. If we can be of assistance to you in achieving your traffic safety goals, please do not hesitate to contact us.

Sincerely,

R. Gary Taylor
Acting Regional Administrator

cc: Carol T. Rawson, TxDOT
Terry Pence, TxDOT
Janice Brown, FHWA





U.S. Department
of Transportation

**National Highway
Traffic Safety
Administration**

Region 6
Louisiana, Mississippi, New Mexico,
Oklahoma, Texas, Indian Nations

819 Taylor Street
Room 8A38
Fort Worth, TX 76102-6177
Phone: 817-978-3653
Fax: 817-978-8339

September 27, 2012

The Honorable Rick Perry
Governor of Texas
State Capitol
Post Office Box 12428
Austin, Texas 78711

Dear Governor Perry:

We have reviewed Texas' fiscal year 2013 Performance Plan, Highway Safety Plan, Certification Statement, and Cost Summary (HS217) as received on September 1, 2012. Based on these submissions and the subsequent revisions, we find your State's highway safety program to be in compliance with the requirements of the Section 402 program. Details regarding funding will be provided to your Highway Safety Representative, Phil Wilson.

We would like to thank the Texas Department of Transportation, Traffic Safety Section for their cooperation and efforts devoted to the development of the State's FY 2013 Highway Safety Plan. The State's efforts to reduce traffic deaths, injuries, and economic costs by participating in the national "Click It or Ticket" and "Drive Sober or Get Pulled Over" campaigns are also appreciated.

Thank you for your support. If NHTSA may be of assistance to you, please do not hesitate to contact me.

Sincerely,

R. Gary Taylor
Acting Regional Administrator

cc: Phil Wilson, TxDOT
Janice Brown, FHWA