

State of Mississippi

FY – 2012 Highway Safety Plan & Performance Plan



**Submitted
September 1, 2011**

**Haley Barbour
Governor**

**Albert Santa Cruz, Commissioner
Department of Public Safety**

**Mark Allen, Executive Director
Public Safety Planning, Governor's Representative**

**Shirley Thomas, Director
Governor's Office of Highway Safety**

TABLE OF CONTENTS

MISSISSIPPI HIGHWAY SAFETY PERFORMANCE PLAN	1
FIGURE 1: HSPP FLOWCHART	1
FIGURE 2: MS GOVERNOR’S OFFICE OF HIGHWAY SAFETY ORGANIZATIONAL CHART	2
FIGURE 3: HSPP PROGRAM PLANNING CALENDAR	3
MISSION STATEMENT:	3
EXECUTIVE SUMMARY:	4
TABLE 1: MISSISSIPPI TRAFFIC SAFETY DATA 1990 - 2010	4
LEGISLATIVE ISSUES	5
PROBLEM IDENTIFICATION PROCESS	5
DESCRIPTION OF DATA SOURCES	6
STATE DEMOGRAPHICS ANALYSIS	7
PROBLEM IDENTIFICATION SUMMARY	8
CHART 1: FATALITIES VS FATAL CRASHES 1995 - 2010	9
CHART 2: TRAFFIC FATALITIES BY ROAD SYSTEM	10
OCCUPANT PROTECTION:	11
CHART 3: 2010 MISSISSIPPI TRAFFIC FATALITIES BY PERSON TYPE - 641 TOTAL FATALITIES	11
TABLE 2: MISSISSIPPI OCCUPANT PROTECTION FACTS 2008 – 2010	12
CHART 4: CHILD RESTRAINT AND SAFETY USE RATES 2005 – 2010	12
CHART 5: MISSISSIPPI OCCUPANT FATALITIES BY AGE – 2010	14
IMPAIRED DRIVING:	15
CHART 6: DUI ARRESTS IN MISSISSIPPI IN 2003 – 2010	15
TABLE 3: 2000 - 2010 DUI ARRESTS	16
TABLE 4: MISSISSIPPI TRAFFIC FATALITIES AND ALCOHOL-IMPAIRED DRIVING FATALITIES - 2005 - 2010	16
CHART 7: TOTAL FATALITIES VS. ALCOHOL-IMPAIRED DRIVING FATALITIES	17
TABLE 5: MISSISSIPPI DUI ARREST ANALYSIS BY RATES	19
CHART 8: MHP DUI ARRESTS 2000 – 2010	20
TRAFFIC SAFETY PROBLEM IDENTIFICATION:	22
TABLE 6: 2010 RANKING OF TOP TWENTY COUNTIES IN MISSISSIPPI FOR CRASHES	22
TABLE 7: 2010 RANKING OF TOP 25 CITIES AND COUNTIES FOR SERIOUS INJURY CRASHES	23
SPEED:	24
TABLE 8: SPEED RELATED CRASHES 2001 - 2010	24
TABLE 9: ECONOMIC IMPACT OF MOTOR VEHICLE TRAFFIC CRASHES, 2000	24
MOTORCYCLE SAFETY:	26
TABLE 10: 2006 - 2010 MOTORCYCLE FATALITIES BY HELMET USAGE	26
CHART 9: MOTORCYCLE FATALITIES 2003-2010	26
TABLE 11: 2004 – 2010 MOTORCYCLIST FATALITIES BY AGE	27
TABLE 12: 2004 – 2010 MOTORCYCLIST FATALITIES PER 10,000 REGISTERED MOTORCYCLES	27
SETTING OF PERFORMANCE GOALS:	27
PARTICIPATION IN PLANNING PROCESS:	28

GRANT APPLICATION PROCESS:	28
PROJECT DEVELOPMENT DESCRIPTION:	30
HIGHWAY SAFETY PLAN 2012	31
GOALS AND PERFORMANCE MEASURES	31
MS HIGHWAY SAFETY PLAN CHART OF SHORT TERM & LONG TERM PERFORMANCE MEASURES & GOALS	33
PLANNING AND ADMINISTRATION	35
ALCOHOL/DRUG COUNTERMEASURES	38
OCCUPANT PROTECTION	77
TRAFFIC RECORDS	85
POLICE TRAFFIC SERVICES	100
DRIVER EDUCATION	101
STATE CERTIFICATIONS AND ASSURANCES	111
_____ FOR HIGHWAY SAFETY	SIGNATURE OF GOVERNOR'S REPRESENTATIVE 122

MISSISSIPPI HIGHWAY SAFETY PERFORMANCE PLAN

FIGURE 1: HSPP FLOWCHART

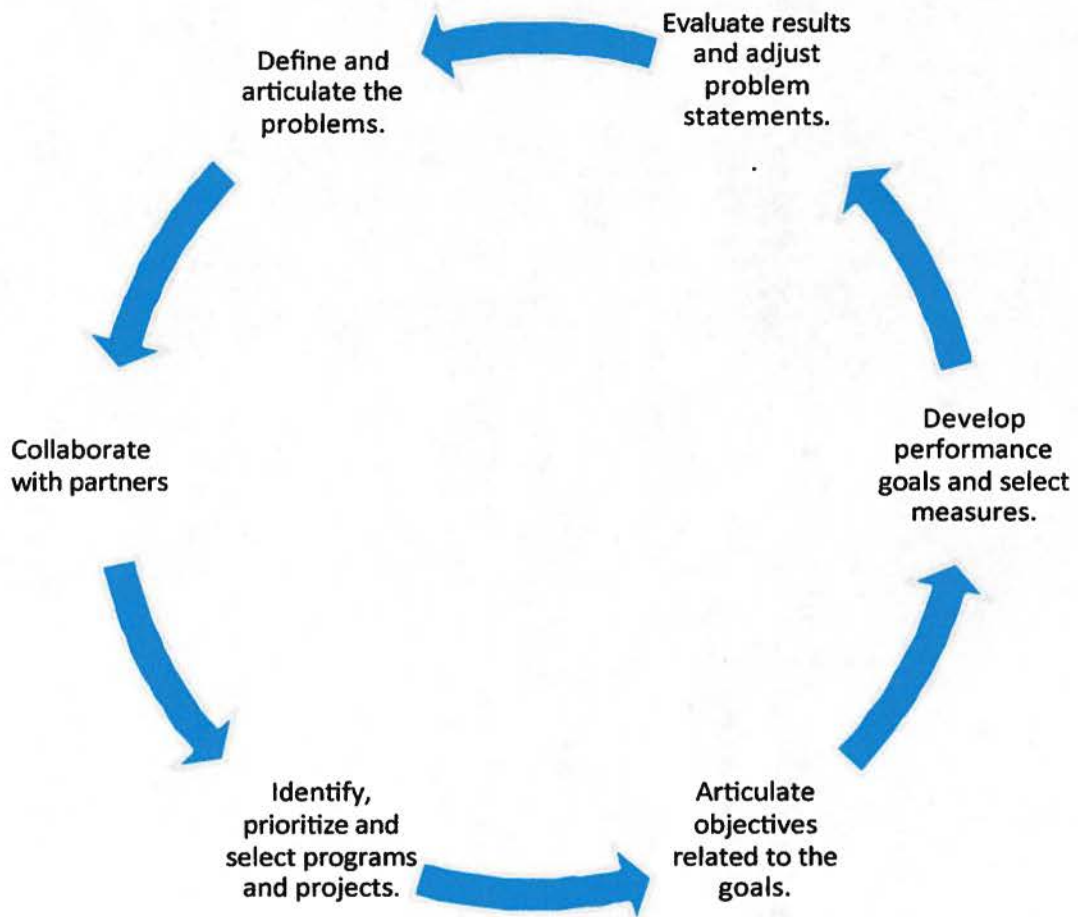


FIGURE 2: MS GOVERNOR'S OFFICE OF HIGHWAY SAFETY ORGANIZATIONAL CHART

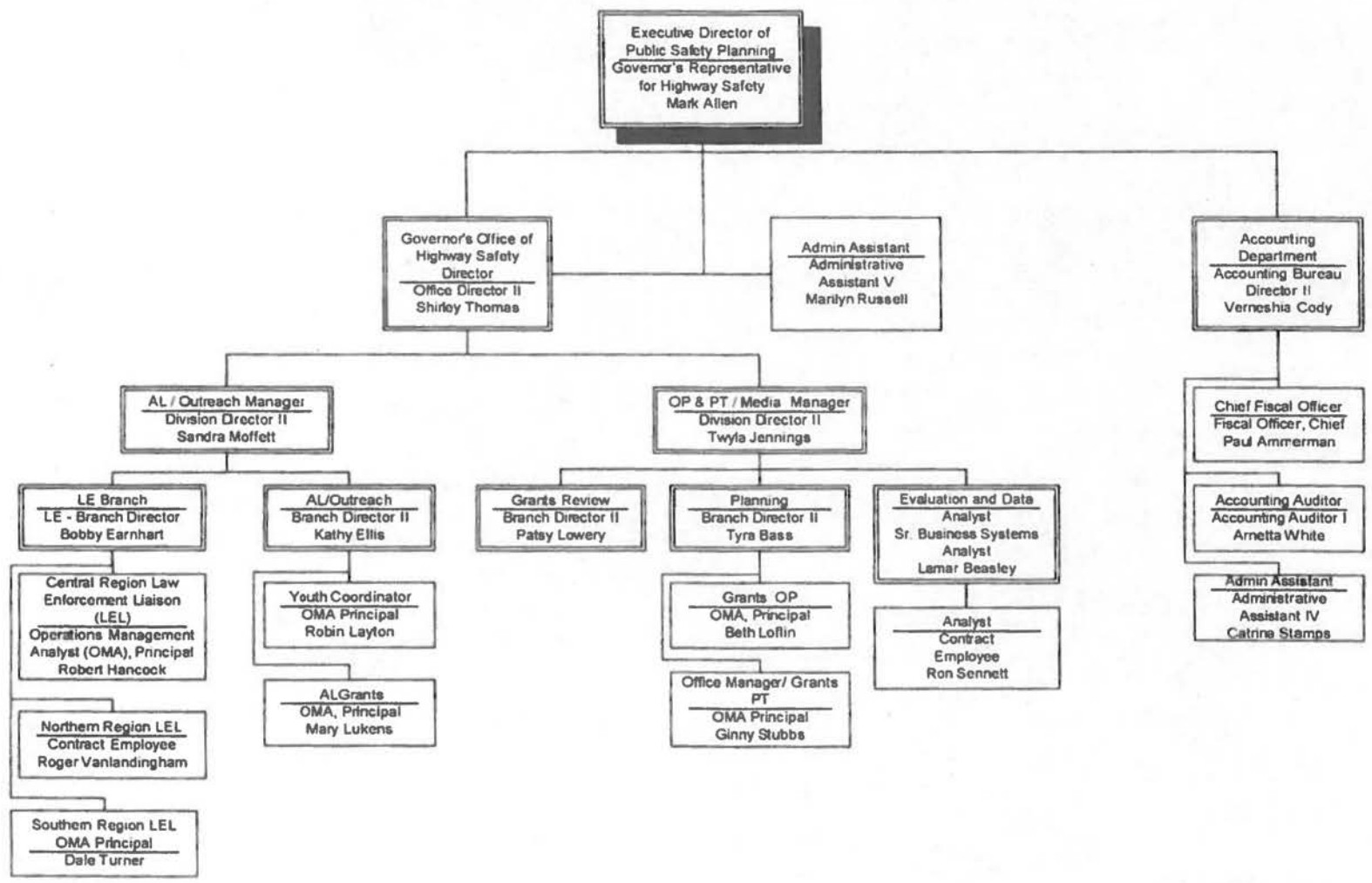


FIGURE 3: HSPP PROGRAM PLANNING CALENDAR

January	Debrief the previous year's programs with SHSO staff and review the NHTSA Priority Letter to set goals. Determine revenue estimates and gain input from multiple partner agencies and stakeholders on program direction.
February	Begin distribution of Requests for Proposals to OHS proposed continuation grants.
March	Convene program area sessions to create specific plans and projects within each program area. Analyze city and county data to identify new potential problem localities, and solicit participation in OHS grant programs.
April-May	Grants due to OHS by April 30 th . Begin grant rating and review cycle to determine funding. Convene program areas to discuss proposed projects for HSP.
June	Finalize projects for inclusion in the HSP. Begin incorporating projects and data section in the HSP.
July	Revision and review process for proposed grant applications. Gain approval for grants and contracts from the appropriate officials.
August	Submit the final Performance Plan to NHTSA and FHWA. Complete in-house review process for OHS grants.
September	Implement grants and contracts.
October	Begin work on the Annual Report.
November	Begin close out process for subgrantees.
December	Submit annual report and financial closeout to NHTSA.

MISSION STATEMENT:

The mission of the Office of Highway Safety is to encourage and assist state and local agencies, institutions and the private sector in establishing or expanding cooperative highway safety programs based on specifically identified traffic safety problems. The overall goal is to reduce traffic crashes which result in death, injury and economic loss in the state. In order to accomplish this goal, activities are carried out in the areas of alcohol/drug countermeasures, police traffic services including speed, occupant protection, traffic records, roadway safety, and motorcycle safety(funded through the National Highway Traffic Safety Administration [NHTSA]).

EXECUTIVE SUMMARY:

The Office of Highway Safety is responsible for administering all federally funded programs aimed at reducing traffic fatalities, traffic injuries and the associated economic losses from property damage crashes in the state. The federal funds are received from the U.S. Department of Transportation, National Highway Traffic Safety Administration (NHTSA). Each year projects are developed and implemented in the following areas of traffic safety: (1) Impaired driving, (2) Occupant Protection, (3) Traffic Records, and (4) Police Traffic Services (Includes Speed).

Table 1: Mississippi Traffic Safety Data 1990 - 2010

Year	Fatal Crashes	Deaths	Injury Crashes	Injuries	Property Damage Only Crashes	Crash Totals	Licensed Drivers	Registered Vehicles	Population	Vehicular Miles Traveled (Millions)	Fatality Rate
1990	625	750	17,453	29,527	49,087	67,165	2,009,323	1,892,941	2,573,216	24,389	3.08
1991	606	714	13,768	22,407	53,706	68,080	2,020,276	1,895,845	2,592,131	24,872	2.87
1992	649	766	17,703	31,198	51,165	69,517	2,057,480	1,969,602	2,611,459	26,114	2.93
1993	697	813	18,903	33,678	56,113	75,713	2,176,579	2,007,800	2,631,899	27,089	3.00
1994	689	791	20,671	34,158	59,306	80,666	2,273,908	2,069,835	2,669,110	28,551	2.77
1995	738	868	21,505	34,412	62,571	84,814	2,047,399	2,150,214	2,693,053	29,561	2.94
1996	695	811	19,484	27,784	65,523	85,702	2,069,522	2,188,302	2,716,115	30,516	2.66
1997	741	861	24,543	26,125	63,346	88,630	2,048,731	2,238,728	2,731,644	31,245	2.76
1998*	842	948		26,399			2,158,981	2,259,172	2,752,092	34,226	2.77
1999*	832	927		26,321			2,232,753	2,340,071	2,799,036	34,955	2.65
2000	846	949	25,124	39,432	65,947	91,917	1,859,487	2,442,607	2,844,658	35,552	2.67
2001	704	784	24,529	38,384	66,431	91,664	2,244,895	2,320,749	2,845,178	35,894	2.18
2002	769	885	25,100	38,840	69,927	95,796	2,269,200	2,367,592	2,858,029	36,273	2.44
2003	786	871	24,228	37,174	66,673	91,687	2,306,805	2,413,386	2,881,281	37,718	2.31
2004†	786	900								38,915	2.31
2005	840	931	19,220	25,872	58,528	78,588	2,507,298	2,519,328	2,921,088	39,899	2.33
2006	812	911	21,997	31,996	55,597	78,406	2,576,977	2,581,145	2,910,540	41,030	2.22
2007	804	884	21,519	31,601	55,341	77,664	2,586,939	2,607,221	2,918,785	42,755	2.07
2008	711	783	19,613	28,684	53,798	74,122	2,676,493	2,608,525	2,938,618	43,561	1.80
2009	631	700	18,391	26,345	50,787	69,809	2,516,899	2,660,398	2,951,996	40,341	1.74
2010	581	641	18,568	27,565	50,713	69,862	2,545,707	2,650,247	2,967,297	39,842	1.61

* Incomplete data due to excessive backlog at DPS for manual records.

† Incomplete data due to change in Uniform Crash from OpScan to ReportBeam in mid-year.

The preceding table entitled Mississippi Traffic Safety Data gives a historical account of traffic safety in Mississippi for the years 1990-2010. Growth can be seen in the areas of population, registered vehicles, and the amount of vehicular miles traveled (VMT). The most important downward trend has been the fatality rate per hundred million VMT, as it has declined from a high of 4.39 in 1981, to below 3.00 at 2.87 for 1991, then to 1.80 in

2008, which is below 2.0 for the first time. In 2009, the rate fell to 1.74. It fell again in 2010 to a 1.61 fatality rate representing the lowest fatality rate ever recorded in Mississippi.

Traffic fatalities decreased by 59 from 700 in 2009 to 641 in 2010, an 8.4% reduction. The vehicular miles traveled for 2010 (39,842) decreased by 1.2% from 2009 (40,341).

The national fatality rate for 2009 was 1.16, the lowest rate ever recorded. Unfortunately Mississippi remains above the national rate at 1.61. Fatal crashes had been in the seven hundred range since 2001 but rose to 840 in 2005, almost matching the most fatal crashes of 846 in 2000. The 581 fatal crashes for 2010 is a 7.9% decrease from 2009 (631).

On May 27, 2006, Mississippi became the 22nd state to implement a primary safety belt law. With its adoption, Mississippi qualified for \$8.7M dollars in incentive funds for traffic safety. The Office of Highway Safety received \$1M and MDOT received \$7.7M for safety infrastructure. The OHS funds were used to participate in the National Click It or Ticket Campaign for paid media and seat belt enforcement efforts.

Alcohol-related traffic crashes accounted for 36% of the total number of fatalities in year 2010, making this the MS Office of Highway Safety's first priority in program planning. Teen drivers present another problem area in this state. Teenagers (ages 16 to 20) accounted for 10.3% of occupant deaths while being only 6.2% of the licensed drivers. The teen drivers and passengers were unbelted 76.7% of the time when killed. Our seat belt usage rate increased over 5% from 76% in 2009 to 81.88% in 2011.

Legislative Issues

The Mississippi Legislature passed a primary seat belt law in May 2006 and a booster seat law in 2008 for ages 4-6. OHS would like to see an increase in the \$25 fine for both laws, as well as increasing the age for booster seats to 4-7 during the 2009 Legislative session, and enhancing our current graduated licensing law.

In Mississippi, county sheriffs and deputies are not allowed to use radar (except in Lowndes County). A bill to allow sheriffs to use radar has been introduced into the legislature for the past several years, but has not passed the House. OHS will continue in its efforts to support the sheriffs in passage of this important piece of legislation.

Problem Identification Process

To determine the causes of Mississippi's traffic related fatalities, crashes, and injuries, current crash data and other relevant health and economic data are continually analyzed. In addition, motor vehicle laws are examined, and traffic safety policies reviewed for needed modification.

The purpose of problem identification and assessment is (1) to understand the scope of the crash problem and causation factors, (2) to develop effective countermeasures to reduce or eliminate the problem, (3) to design evaluation mechanisms to measure changes in problem severity, and (4) to manage influencing factors, such as using statistical crash data to highlight a particular problem area in order to obtain the necessary support for instituting an effective countermeasures in a jurisdiction.

Using the sources of information and the analytical processes described later in this section, the OHS systematically analyzes data to determine whether a proposed project is the best alternative among the available options. Conclusions must support the available data is site specific, whether that site is a county, city, or roadway section. OHS Program Managers proceed as follows with problem identification and analysis:

- Collect available data reflecting the problems, so a target population/site can be determined.
- Identify problems and look for over-representation factors.
- Problems to be addressed can be ranked by population, crashes, injuries, and other related factors.
- Identify potential strategies and partners.
- Ensure strategies and projects are within the national priority areas and will address the identified problems.
- Determine goals and objectives that can be used to measure the progress of the project.

Description of Data Sources

To begin the process of problem identification, the Traffic Records Coordinator produces the studies to identify the state's highway safety problems using the most current traffic records information. Crashes involving traffic fatalities are based on information from the State Fatal Analysis Reporting System (FARS) data. The Department of Public Safety (DPS), where the FARS system is housed, is the repository for all crashes and has a state-of-the-art system, ReportBeam, for collection, storage and retrieval of all reportable crashes. Statistical analyses are prepared to produce tables, charts and summaries to identify traffic safety problems by geographic area, as well as systemic components (occupant protection, impaired drivers, aggressive drivers, youth, etc.).

Citation data is also maintained by DPS in the Driver History database, which includes all hazardous and non-hazardous citations in addition to DUI offenses. The Driver License files contain demographics and license status data and are used to normalize data by age, race and gender. Motor vehicle files are maintained by the State Tax Commission and roadway files are kept by the Department of Transportation (MDOT). The VMT data from MDOT is used by the Coordinator to compute rates showing highest numbers of crashes for county data by road system.

Counties and cities are ranked using fatal, injury and total crashes to produce various rates by population, VMT and crashes per mile of road system. This ranking allows appropriate problem identification when the data is normalized to remove inherent biases. These rankings are used in project selection and development of the Highway Safety Plan for the upcoming year.

The Social Science Research Center at Mississippi State University (MSU) produces the occupant protection surveys, based on statistical samples of 16 surveyed counties, and overall state rates for both seat belts and child safety seat restraints. A motorcycle helmet usage survey is also included in the MSU survey. The Center houses the Mississippi Alcohol Safety Education Program (MASEP), which is the state's first offender DUI safety education school. The Coordinator produces many DUI data studies in conjunction with the Center to identify impaired driver problems.

The Mississippi Highway Safety Information System (MHSIS) describes the total automated traffic records system which includes traffic crashes, citations, drivers, vehicles, roadways, EMS data, vital statistics, coroner reports, crime laboratory data, demographics and travel density. The MHSIS is an evolutionary records system which is a complex, volume-intensive, data collection, storage, and retrieval system. The goal is to achieve uniformity and compatibility of traffic records while reducing inefficiency of record keeping. The system will continue to support national priority areas defined by the National Highway Traffic Safety Administration (NHTSA).

State Demographics Analysis

Mississippi is located in the southeastern region of the United States, with 46,906.96 square miles in land area, and 63.3 persons per square mile. Based on the 2010 Census, Mississippi's current population is 2,967,297. The population by race is 59.1% white, 37.0% African American, and 3.9% other, including Hispanic, Asian, and American Indian. The median household income is \$36,764 per year. Approximately 21.8% of Mississippians fall below the poverty level income.

Mississippi has 82 counties, which can be divided into the following regions: Gulf Coast, Piney Woods, Southwestern, Central, Delta, Northern Hills, and Northeastern. Mississippi's Delta region has long been classified as the poorest region in the Nation, with a population of over 70% African American, most of which fall below the poverty line in income.

With the passage of legalized gaming in 1992, the Delta Region saw a resurrection of their economy with the development of nine casinos and hotels in Tunica County, once listed as the poorest county in the nation.

The Mississippi Gulf Coast is still in recovery from the devastation of Hurricane Katrina. With the return of the casinos along this 26 mile stretch of white, sandy beaches, the tourists are returning to this area. In addition, Mississippi has 25 State Parks located throughout the state in every region.

Mississippi's major industries include gaming, tourism, manufacturing, and agriculture. There is only one Level One Trauma Center in the State of Mississippi, the University Medical Center, in Jackson, which is located in the Central region of the state. There are 82 Co. Sheriff Offices (SO's), one State Highway Patrol, and approximately 262 Police Departments (PDs) in the state. Some of the PDs range in size from one part time officer to over 480 officers.

According to the State Tax Commission and the Department of Public Safety, Mississippi has 2,545,707 licensed drivers, 56,406 motorcycle registrations (includes antique, disabled and vanity tags), and 2,650,247 registered vehicles. There are 74,887 miles of roadway, with VMT of 39,842 in millions.

Problem Identification Summary

The Office of Highway Safety is responsible for administering all federally funded programs aimed at reducing traffic fatalities, traffic injuries and the associated economic losses from property damage crashes in the state. The federal funds are from the U.S. Department of Transportation, National Highway Traffic Safety Administration (NHTSA). Each year projects are developed and implemented in the following areas of traffic safety: (1) Impaired driving, (2) Occupant Protection, (3) Traffic Records, and (4) Police Traffic Services (Includes Speed).

Fatalities by road system for the last five years show a trend that has been established for quite a long time with moderate fluctuations among the components. Historically about 50% of all deaths occur on highways coming under the jurisdiction of the MS Highway Patrol, which include interstates, as well as state and federal routes where speeds range from 55 mph to 70 mph. Mississippi's highways accounted for 49.9% of the fatalities in 2010 (320 out of 641).

Most of our state is rural, so vehicle miles driven per year are well above the national average based on our population. Also, there are more occupants per vehicle per trip than the national average. The gaming industry has accounted for significant increases in VMT, which has also increased congestion on highways. The factors of speed, occupancy and congestion contribute to the number of fatalities on MHP patrolled highways and interstates.

County road deaths had remained level at an average of 235 for the years 2000 to 2002. However, in 2003 these rose to 281, dropped to 228 in year 2004, and rose again to 279 in 2005. The increase in county road fatalities from 2000 to 2005 is a staggering 21.8%. Recently, there were 232 county road deaths in 2007 and these rose to 254 in 2008.

In 2009 the number of fatalities on county roads dropped to 189 (a 25.6% decrease from 2008), and in 2010 that number dropped again to 172 (a 9.0% decrease from 2009). County sheriffs are prohibited from using radar on their roads. There is no uniform method

of posting speeds on county roads, which are usually set by local county supervisors, with little input from traffic safety engineers.

Deaths on city streets have averaged about 200 per year. Since 2000, the lowest total has been 170 in 2008 and the highest was 223 in 2006. In 2009 the total was 181 fatalities. The 181 city street fatalities accounted for 25.9% of the total fatalities in 2009, and in 2010 there were 149 fatalities on city streets. Police jurisdictions had a 17.7% decrease in traffic fatalities from the previous year.

There were 27,565 persons injured in traffic crashes during 2010, with an injury rate of 69.2 per 100 million VMT. Persons injured by type last year were: 18,648 drivers, 8,836 passengers, 49 pedestrians, 16 bicyclists and 16 other non-motorists. About 2.5% or 679 of the injuries were life threatening, incapacitating trauma, sometimes resulting in permanent spinal cord or head injury. Many will be disabled for life. About 25.6% or 7,066 of the injuries were serious trauma resulting in costly needs for services such as ambulance, police, fire, emergency room treatment, or hospitalization. About 74.4% or 20,499 of these persons involved had a minor injury and/or complaint of pain.

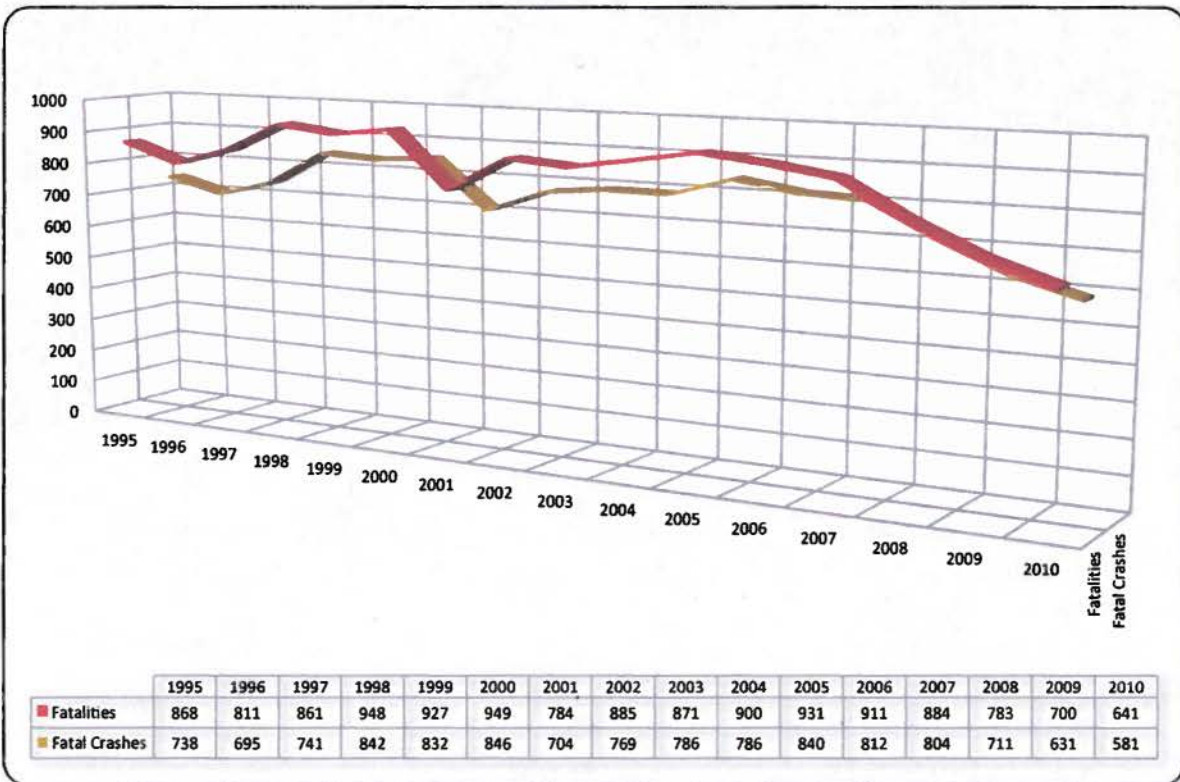
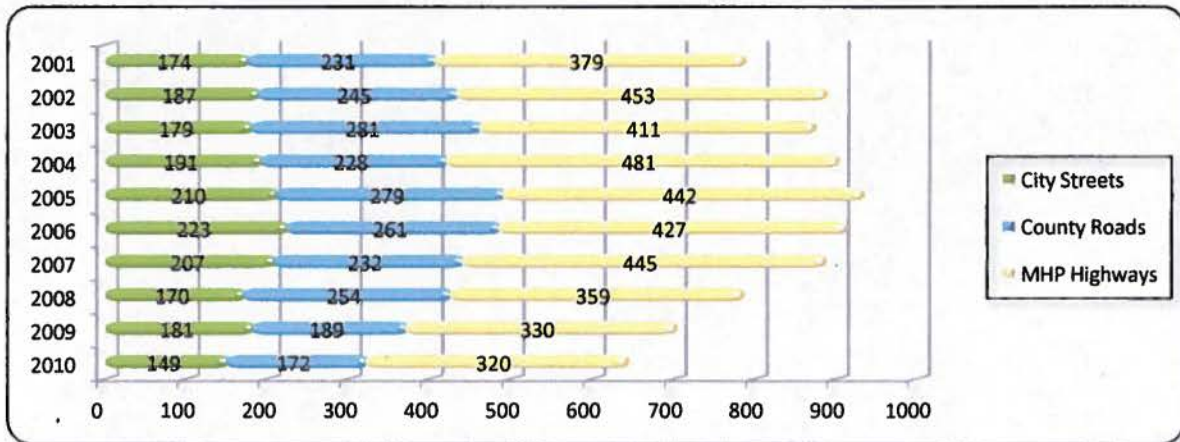


Chart 1: Fatalities vs Fatal Crashes 1995 - 2010

During 2010 in Mississippi, there were 581 fatal traffic crashes, 18,568 injury crashes and 50,713 crashes involving only property damage. This equates to 69,862 total traffic crashes for our state in 2010. Although fatal crashes and property damage decreased in 2010, injury crashes increased slightly. The total crashes for 2009 were 69,809 with 631 fatal crashes, 18,391 injury crashes and 50,787 with property damage.

Chart 2: Traffic Fatalities by Road System



OCCUPANT PROTECTION:

On Mississippi roadways, fatal crashes and traffic fatalities during 2010 decreased by significant percentages over 2009. There were 50 fewer fatal traffic crashes, a 7.9% reduction. Moreover, there were 59 fewer traffic fatalities, an 8.4% reduction. This is the first year since 2001 that fatalities have been below 700. Recently, the largest number of fatalities was 949 in year 2000.

On May 27, 2006, Mississippi became the 22nd state to implement a primary safety belt law. With its adoption, Mississippi qualified for \$8.7 million dollars in incentive funds for traffic safety. We commend our legislature for enacting this bill and the governor for his support and signature.

Chart 3: 2010 Mississippi Traffic Fatalities by Person Type - 641 Total Fatalities

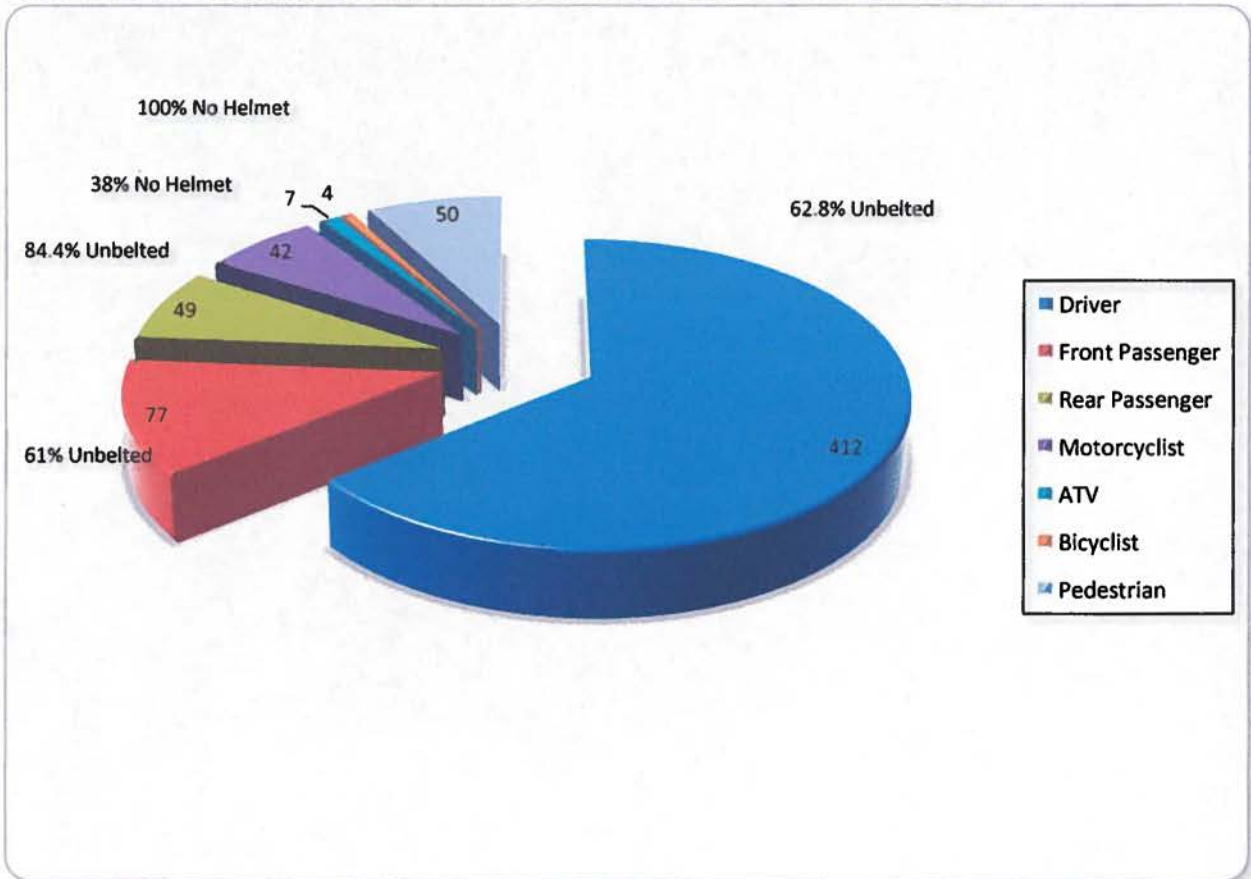
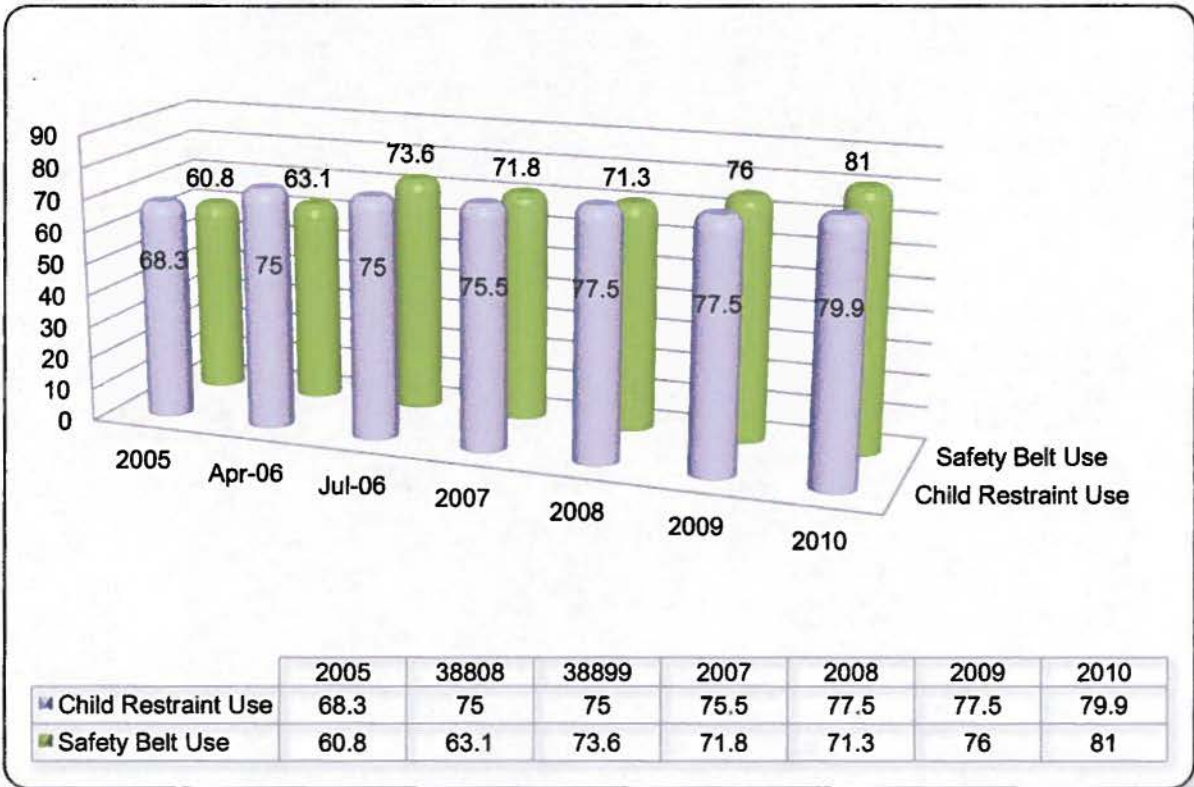


Table 2: Mississippi Occupant Protection Facts 2008 – 2010

	2008	2009	Change	2010	Change
Fatal Crashes	711	631	-11.25%	581	-7.92%
Fatalities	783	700	-10.60%	641	-8.43%
Seat Belt Citations	37,386	46,414	24.15%	53,680	15.65%
Child Restraint Citations	8,706	11,237	22.52%	10,970	-2.38%
Fatalities not Belted	66.30%	67.70%	1.40%	62.40%	-5.30%
Ages 16 – 20 Killed and not Belted	72.00%	77.30%	5.30%	81.30%	4.00%

	2008	2009	Change	2010	Change
Fatal Crashes	711	631	-11.25%	581	-7.92%
Fatalities	783	700	-10.60%	641	-8.43%
Seat Belt Citations	37,386	46,414	24.15%	53,680	15.65%
Child Restraint Citations	8,706	11,237	22.52%	10,970	-2.38%
Fatalities not Belted	66.30%	67.70%	1.40%	62.40%	-5.30%
Ages 16 – 20 Killed and not Belted	72.00%	77.30%	5.30%	81.30%	4.00%

Chart 4: Child Restraint and Safety Use Rates 2005 – 2010

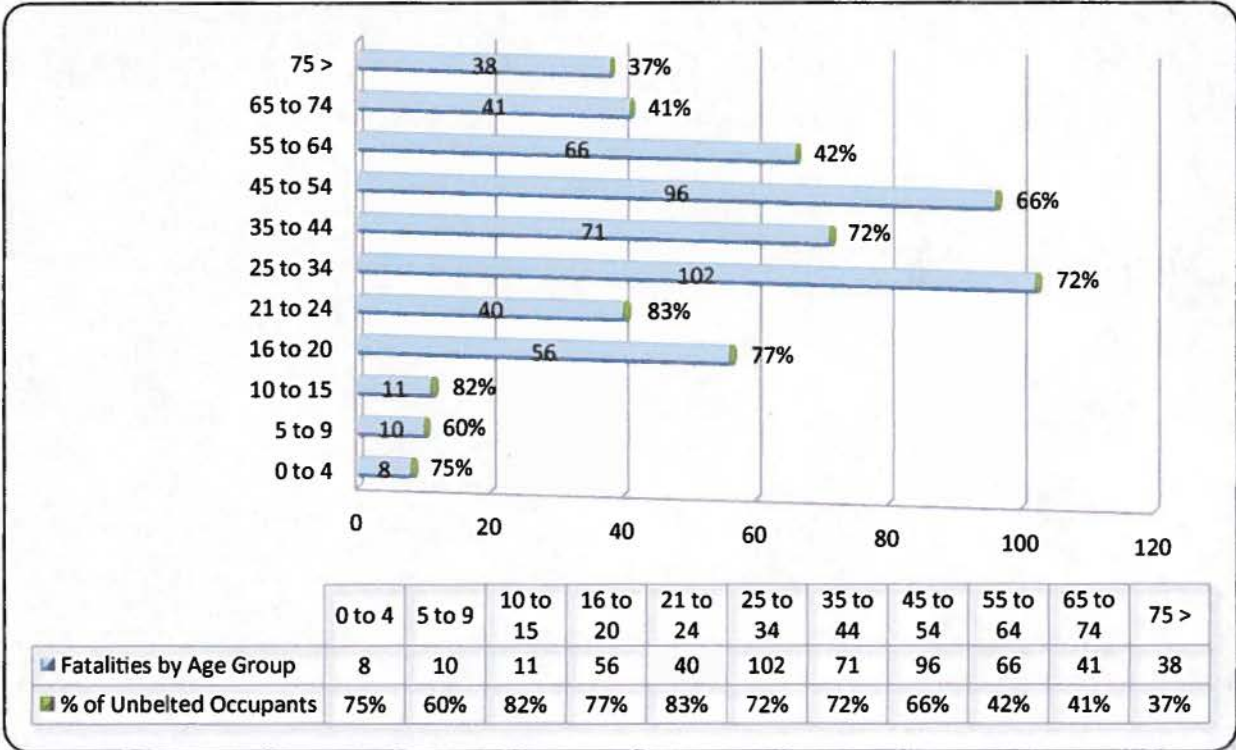


Historically, most of the drivers and passengers that die in traffic crashes were not belted. Although, safety belts cannot save all persons, it is estimated that fatalities are in fact reduced by 50 to 65 percent by those using safety belts and becoming injured rather than killed. In 2010, there were 7,092 serious injuries and 77.7%, or 3 out of every 4, were using safety belts. Young drivers and passengers ages 16 to 20 that were killed were unbelted at an alarming rate of 76.8%. There were 440 drivers sustaining life threatening injuries (A level) in 2010. These constituted those persons that would have died if not for EMS response within the "golden" hour after traumatic injury. Forty-seven percent were belted and subsequently, did not become a fatality.

During 2010, there were 4,395 drivers with moderate injuries (B level) and over four out of five were belted (80.7%). Most of these were transported by EMS to medical centers for observation and/or emergency room care. Moreover, there were 13,349 drivers with minor injuries (C level) because they were belted at a rate of 92.9%. These statistics document the fact that as belt use increases, the severity of injury decreases. There is no doubt that seat belts save lives and/or reduce injury. With sustained statewide law enforcement, coupled with public information and education, Mississippi stands poised to save hundreds of lives and reduce thousands of injuries each year from increased safety belt usage by motorists.

Chart 5: Mississippi Occupant Fatalities by Age – 2010

There were 545 driver and passenger fatalities of which 62.4% were unrestrained.



The chart above shows occupant fatalities by age and occupant protection. There were eight deaths of very young children, ages 0 to 4, with only two out of eight in child restraint devices (75% unrestrained). There were 10 fatalities ages 5 to 9 with 60% unrestrained. The ages of 10 to 15 had 11 deaths with an overwhelming 81.9% unbelted. Our legislature is debating a measure to mandate all juveniles under 18 be restrained in all seating positions. Presently, our law only covers to age eight in the rear seats.

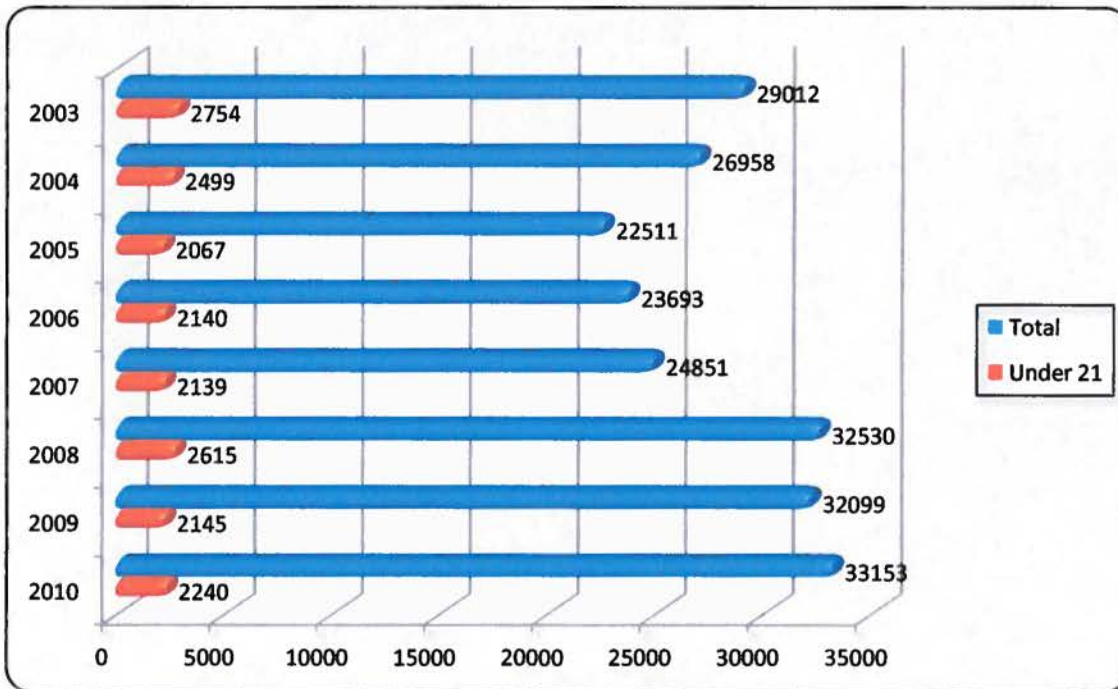
Mississippi teenagers and young adults under age 35 represent significant traffic safety problems concerning seat belts. Teenagers (ages 16 to 20 actually) were 10.3% of occupant deaths while being only 6.2% of the licensed drivers. They were unbelted 76.7% of the time when killed. Young adults, ages 21 to 24, were 7.4% of occupant deaths with 82.5% unbelted. Of the occupant deaths ages 25 to 34, 102 young adults were killed and had an unbelted rate of 71.6%. Deaths of the ages from 35 to 44 were unbelted 71.8% of the time. Adults ages 55 to 64 had the best occupant protection rates of those killed at 40.6%. The most senior adults killed (75 >) were belted 36.4% of the time.

IMPAIRED DRIVING:

DUI arrests of Mississippi drivers are maintained on our automated driver history file, but out-of-state driver arrests are not because we do not have jurisdiction over their driver licenses. Mississippi shares many border miles with Alabama, Tennessee, Arkansas and Louisiana. In addition, our gaming industry is located in some of these border areas and establishments offer free alcoholic drinks, thus raising out-of-state DUI arrests from 22% of the total arrests to almost 30% since gaming began.

Projections are made for out-of-state DUI arrests from MHP trooper activity reports and selected major P.D.s in border cities and tourist areas. This gives us the capability to compute estimates of total arrests for each year. In 2010, there were 23,903 Mississippians arrested for DUI. Applying a 27.9% out-of-state arrest rate, this produces an estimate of total arrests to be 33,153.

Chart 6: DUI Arrests in Mississippi in 2003 – 2010



The 2005 year arrests (22,511) were impacted by hurricane Katrina and its aftermath. However, in 2008 DUI arrests increased to 32,530. DUI arrests for 2009 fell slightly to 32,099. DUI arrests are up 3.2% for 2010 over 2009. DUI arrests have increased a staggering 47.2% since 2005.

Underage drinking and driving constitutes a major traffic safety problem. In fact, the

percentage of total teenage DUI's is really greater than the 7% to 11% shown in Table 3 on the following page. This is true because the under 21 count stated is the actual number of young Mississippi drivers arrested, but the total, as noted, includes Mississippi and out-of-state drivers. We have no way of estimating the number of underage out-of-state arrests.

Mississippi underage drivers accounted for 9.3% of the total Mississippi drivers arrested for DUI in 2010. The most alarming fact is that these young drivers are committing two serious offenses. First, drinking alcohol illegally and then driving under the influence!

Table 3: 2000 - 2010 DUI Arrests

Year	Total DUI Arrests	Underage 21 DUI	% Underage DUI
2000	31,681	3,384	10.7 %
2001	30,771	3,457	11.2 %
2002	32,121	3,442	10.7 %
2003	29,012	2,754	9.5%
2004	26,958	2,499	9.3%
2005	22,511	2,067	9.2%
2006	23,693	2,140	9.0%
2007	24,851	2,139	8.6%
2008	32,530	2,615	8.0%
2009	32,099	2,145	6.7%
2010	33,153	2,240	6.7%

The impaired driver is the primary factor in fatal traffic crashes every year in Mississippi. Although speeding and other aggressive driving behaviors cause deadly traffic crashes too, alcohol remains the predominant enemy of traffic safety. When DUI arrests decrease, there are usually corresponding increases in traffic fatalities.

Table 4: Mississippi Traffic Fatalities and Alcohol-Impaired Driving Fatalities - 2005 - 2010

Year	Fatal Crashes	Fatalities	Alcohol-Impaired Driving Fatalities*	% of Alcohol-Impaired Driving Fatalities
2005	840	931	322	35 %
2006	812	911	335	37 %

2007	804	884	316	36 %
2008	711	783	251	32 %
2009	631	700	234	33 %
2010	581	641	187**	36 %

* FARS data based on the BAC of All Involved Drivers and Motorcycle Riders Only

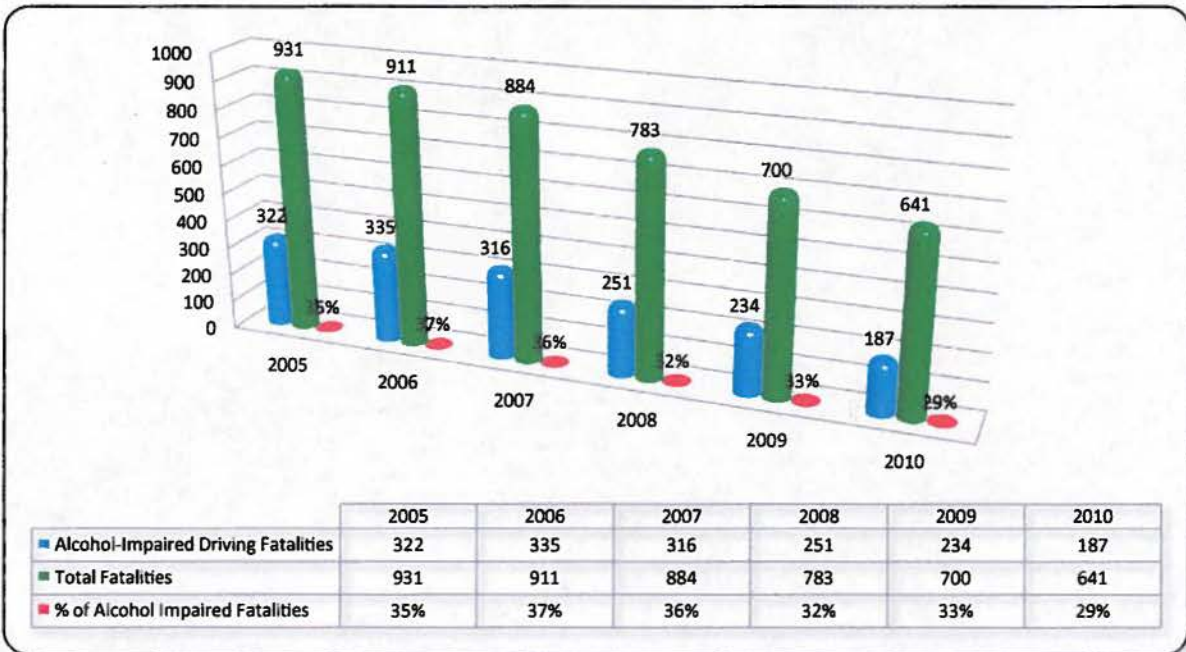
** 2010 FARS current data (not final)

For the years 2005 through 2006, the number of alcohol-impaired driving fatalities increased from 322 to 335, which is a net rate increase of 2% (35% to 37%). In 2006 through 2010, alcohol-impaired driving fatalities decreased from 335 to 231, a 31% decrease. Both total fatalities and alcohol-impaired driving fatalities decreased from the years 2006 through 2010. Total traffic fatalities fell by 29.6% from 2006 to 2010 (911 to 641).

It is significant that in 2009, the total fatalities decreased from 783 to 700, a 10.6% reduction. The joint DPS and MDOT Strategic Highway Safety Plan was developed in 2006 and contained the following goal statement: "reduce the number of traffic fatalities from the current number of 931 fatalities in 2005 to 700 by 2011". It is obvious that we met the goal, but also, that it was accomplished ahead of schedule!

The average (mean) BAC for all DUI arrests during 2010 was .138, down from .141 in 2008. This is evidently well above the per se BAC of .08 and .02 for under age 21. The proximity of the mean for DUI arrests to .08 is a direct measure of the potential impact of DUI enforcement to raise the perception of risk for arrest among persons prone to drink and drive. The fines assessed for DUI are above \$7M dollars annually.

Chart 7: Total Fatalities vs. Alcohol-Impaired Driving Fatalities



* 2010 Alcohol-Impaired Driving Fatalities is based on the current FARS data (not final)

The DUI refusal rate recently has been increasing to almost one in four (23.9%). Historically, the conviction rate has remained about 91%. However, in 2008 the rate fell to 86.4%. In 2009, the conviction rate increased to 90.4% then fell to 88.9% for 2010.

Felony DUI's (3rd offense) are supposed to be reported by the Circuit Court where the conviction occurred. However, most DUI abstracts come from Justice or Municipal courts. Therefore, the reported felony rate is very low (less than 1%). Historically, first offense DUI's have been about 67% of the total DUI offenses, before third offenses became a felony. During 2009, a local district attorney became so concerned about the felony DUI situation that he met with the state MAHSL members to address this problem. He developed a special reporting form to require the Circuit judge be notified to contact the Circuit Clerk and ensure the record is sent to DPS for posting of the DUI felony to the driver's file. This led to the significant increase in the conviction rate to 2.4% from 0.4% of DUI 3rd offenses in 2009. However, this rate for 2010 decreased to .6%.

This under-reporting of felony DUI's accounts for the first offense DUI statistics being over 80% of arrests. Hopefully, the majority of those caught for the first time will learn a life lesson during the Mississippi Alcohol Safety Education Program (MASEP) and not become a repeat offender. During the 2008 legislative session, the Implied Consent law was amended to require completion of MASEP in order to get a driver license reinstatement after the first DUI offense. The hard-core drinking driver, if not rehabilitated, will end up killing or maiming themselves or worse yet - innocent victim(s).

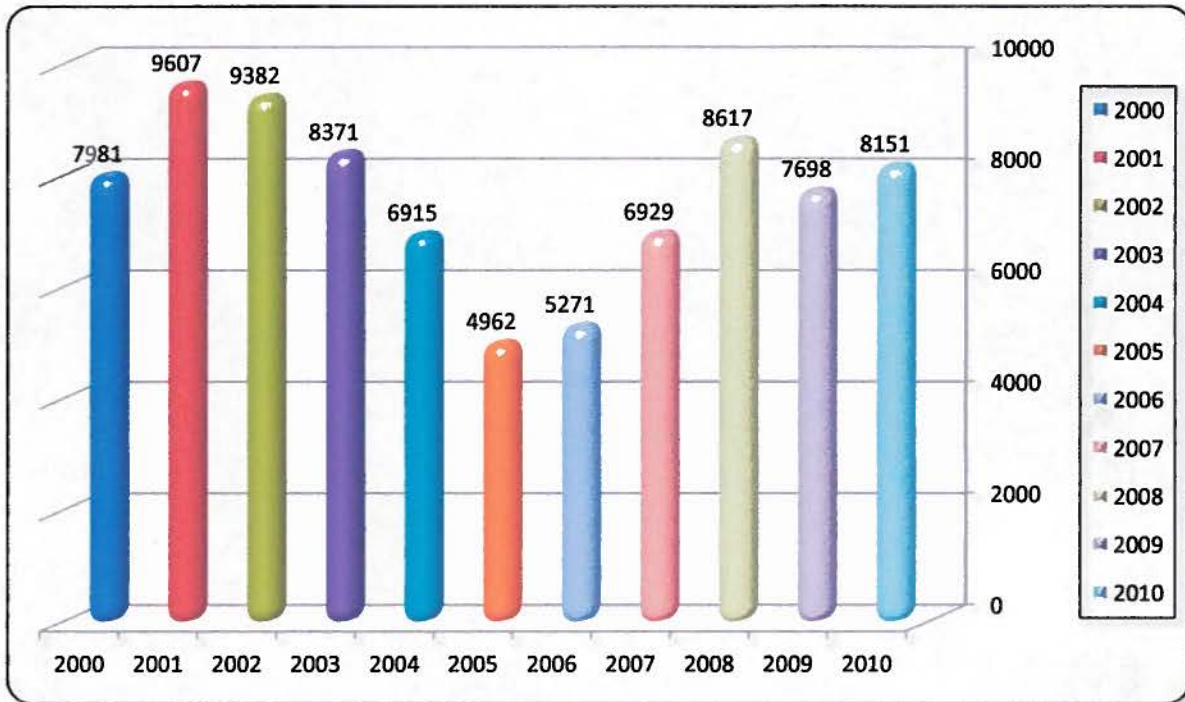
Table 5: Mississippi DUI Arrest Analysis by Rates

Year	Police %	Sheriff %	MHP %	Refusal Rate	Conviction Rate	DUI 1st	DUI 2nd	DUI 3rd
2000	54.1%	19.2%	26.7%	18.3%	91.7%	80.4%	18.2%	1.4%
2001	47.5%	21.2%	31.3%	17.3%	91.2%	82.7%	16.1%	1.2%
2002	48.5%	22.1%	29.4%	19.2%	90.7%	84.1%	14.7%	1.2%
2003	49.1%	23.2%	27.7%	20.0%	90.1%	84.5%	14.4%	1.2%
2004	49.5%	25.6%	24.9%	21.0%	90.5%	84.8%	14.3%	0.9%
2005	51.7%	26.8%	21.5%	23.7%	90.5%	85.8%	13.3%	0.9%
2006	48.6%	28.8%	22.6%	24.1%	91.1%	86.9%	12.6%	0.5%
2007	48.9%	24.0%	27.1%	24.5%	97.3%	87.6%	12.0%	0.4%
2008	46.4%	30.6%	23.0%	23.3%	86.4%	88.5%	11.1%	0.4%
2009	45.6%	27.6%	26.8%	24.2%	90.4%	88.0%	9.6%	2.4%
2010	44.7%	30.0%	25.3%	23.9%	88.9%	89.3%	10.1%	0.6%

DUI arrests by Highway Patrol troopers remained above 7,500 per year from 2000 through 2003. The year of Hurricane Katrina (August, 2005), the MHP DUI arrests fell to 4,962, the lowest year in the 21st century. From 2006 through 2008, arrests rose from 5,271 to 6,929. In 2008, MHP arrests mirrored the 2003 numbers back to above 8,000 per year. The number for 2009 fell about 1,000 to 7,698. In 2010, MHP troopers made 8,151 DUI arrests.

As shown, the number of MHP DUI arrests has increased from 23.0% of the total in 2005 to 25.3% in 2010. This increase can be attributed to the sustained DUI enforcement projects initiated with OHS funding during those years. During 2010, OHS had a substantial amount of impaired driving funds for the MHP to continue with the sustained DUI enforcement program, and to expand it to include a DUI dedicated unit with federal funds. Hopefully, with the development of the MHP DUI task force, DUI arrests will continue to be above 8,000 annually.

Chart 8: MHP DUI Arrests 2000 – 2010



In summary, all the alcohol traffic safety indicators show a positive change from 2008 to 2010. The "Over the Limit - Under Arrest" public information and education campaign, coupled with strict traffic enforcement by state and local departments, document that our state has made significant progress in reducing deaths on our roadways. For 2009, not only were traffic fatalities decreased, but fatal traffic crashes were reduced 11.3% from 711 to 631. For 2010, the fatal crashes fell to 581, a decrease of 7.9% and fatalities fell to 641, a decrease of 8.4%.

The impaired driver data shows when DUI arrests increase, there is an inevitable decrease in both total traffic deaths and alcohol related deaths. In 2010, DUI arrests remained above 32,000 and total traffic deaths declined by 59 while alcohol related fatalities declined by 33.

Traffic enforcement not only saves lives, it also supplements many criminal enforcement activities. Reducing the incidence of DUI and increasing the use of occupant protection are two of the most cost effective methods to reduce death and injury on our roadways. Seat belts remain one of our best defenses against impaired drivers. Whether being a crime victim or crash victim, all citizens ultimately pay the societal costs for health care and public safety resources.

TRAFFIC SAFETY PROBLEM IDENTIFICATION:

Table 6: 2010 Ranking of Top Twenty Counties in Mississippi for Crashes

2010 Rank	Total Crash Rate Per 10,000 Population	Fatality Rate Per 10,000 Population	Injury Rate Per 10,000 Population	Injuries Per Mile of County Roads
1	Forrest	Sharkey	Tunica	Jackson
2	Alcorn	Marshall	Forrest	Tunica
3	Lauderdale	Holmes	Harrison	Lamar
4	Lowndes	Perry	Coahoma	DeSoto
5	Jackson	Montgomery	Lauderdale	Harrison
6	Warren	Jefferson	Adams	Warren
7	Lafayette	Copiah	Alcorn	Hinds
8	Oktibbeha	Attala	Warren	Lee
9	Hinds	Covington	Jackson	Forrest
10	Neshoba	George	George	Rankin
11	Rankin	Clarke	Covington	Lowndes
12	Madison	Tate	Pike	Pearl River
13	Grenada	Simpson	Lowndes	Lauderdale
14	Harrison	Yalobusha	Hancock	Hancock
15	Tunica	Scott	Lee	Pike
16	Lee	Leake	Neshoba	George
17	DeSoto	Lamar	Grenada	Stone
18	Adams	Panola	Leflore	Jones
19	Pike	Tunica	Panola	Madison
20	Leflore	Neshoba	Franklin	Oktibbeha

These Four rankings by various rates can be utilized to determine the counties where specific traffic safety problems need to be further studied and/or addressed. Obviously, when a county appears in the top twenty multiple times, there are definite safety concerns. The higher the ranking the more prevalent the problem is. The use of both population and VMT normalization yields unbiased rates.

Table 7: 2010 Ranking of Top 25 Cities and Counties for Serious Injury Crashes

2010 Rank	City	Population	2010 Crashes	2010 Rate/10K	County	Population	2010 Crashes	2010 Rate/10K
1	Corinth	14573	42	2.88	George	22,578	130	57.58
2	Pascagoula	22392	57	2.55	Tunica	10,778	55	51.03
3	Vicksburg	23856	60	2.52	Carroll	10,597	48	45.30
4	Moss Point	13704	32	2.34	Covington	19,568	84	42.93
5	Hattiesburg	45989	103	2.24	Marion	27,088	111	40.98
6	Pearl	25092	54	2.15	Benton	8,729	35	40.10
7	Tupelo	34546	72	2.08	Simpson	27,503	103	37.45
8	Biloxi	44054	86	1.95	Stone	17,786	65	36.55
9	Gautier	18572	35	1.88	Union	27,134	95	35.01
10	Natchez	15792	28	1.77	Monroe	36,989	128	34.60
11	Gulfport	67793	120	1.77	Prentiss	25,276	84	33.23
12	Columbus	23640	40	1.69	Marshall	37,144	120	32.31
13	Oxford	18916	32	1.69	Alcorn	37,057	119	32.11
14	Meridian	41148	63	1.53	Warren	48,773	155	31.78
15	Ocean Springs	17442	25	1.43	Hancock	43,929	137	31.19
16	Brandon	21705	31	1.43	Lawrence	12,929	40	30.94
17	McComb	12790	18	1.41	Franklin	8,118	25	30.80
18	Jackson	173514	228	1.31	Forrest	74,934	230	30.69
19	Laurel	18540	24	1.29	Panola	34,707	104	29.97
20	Clarksdale	17962	21	1.17	Copiah	29,449	88	29.88
21	Greenwood	15205	17	1.12	Kemper	10,456	30	28.69
22	Greenville	34400	36	1.05	Jackson	139,668	393	28.14
23	Southaven	48982	51	1.04	Tippah	22,232	62	27.89
24	Starkville	23888	21	0.88	Lincoln	34,869	97	27.82
25	Cleveland	12334	5	0.41	Perry	12,250	34	27.76

Ranking of Mississippi cities and counties was performed for serious injury crashes (Injury Levels A and B). Injury level C (Minor) and PDO crashes were removed from this study in order to reduce the reporting bias and, more significantly, to pinpoint the most hazardous crashes. The table above discloses the rankings by city P.D.s investigating crashes on municipal streets. The counties are ranked by all serious crashes reported by all law enforcement jurisdictions.

SPEED:

NHTSA defines speeding as driving too fast for conditions or exceeding the posted speed limit.

Table 8: Speed Related Crashes 2001 - 2010

Crash Year	Total Fatalities	VMT (Millions)	Speed-Related Fatalities	Speed-Related Fatality Rate by Vehicle Miles Traveled (VMT)
2001	794	35,894	149	.4
2002	885	36,273	232	.6
2003	872	37,718	170	.45
2004	900	38,915	173	.44
2005	931	39,899	254	.64
2006	911	41,030	365	.89
2007	884	42,755	349	.82
2008	783	43,561	327	.75
2009	700	40,341	106	.26
2010	641	39,842	129	.32

Table 9: Economic Impact of Motor Vehicle Traffic Crashes, 2000

	Overall Costs	Due to Speeding-Related Crashes
Mississippi	\$2.106 Billion	\$.414 Billion
United States of America	\$230.568 Billion	\$40.390 Billion

Although much of the public concern about speeding has been focused on high-speed Interstates, they actually have the best safety record of all roads and the lowest speeding fatality rate.

- Almost 50 percent of Speed-related fatalities occur on lower speed collector and local roads with limits of 50 mph or less.
- For drivers involved in fatal crashes, young males are the most likely to be speeding.
- Law enforcement officials consistently report that speeding is the number 1 or 2 traffic complaint from citizens to their agencies.
- Speeding is responsible for 27% of all contacts between drivers 16 and older and law enforcement.

Engineering, enforcement, and education must be integrated and coordinate for speed management programs to be successful and sustainable. We are proposing to conduct a series of projects on setting and enforcing rational speed limits to demonstrate this approach.

- Set speed limits between the 50th and 85th percentile speed based on crash history, pedestrian activity and other factors.
- Implementation of strict enforcement with a low tolerance for speeds exceeding the limit.
- Integrate with PI & E explaining the purpose of the revised limits and the consequences for violators.

MOTORCYCLE SAFETY:

Mississippi has a strong motorcycle helmet law. However, with high fuel costs, more and more Mississippians are riding motorcycles, with the number of motor cycle registrations climbing each year. In 2009, motorcycle registrations were 55,418, with 47 motorcycle fatalities. In 2010, motorcycle fatalities decreased by 10.6% to 42 with an increase in motorcycle registrations to 56,406. In 2010, 38% of the motorcyclists killed were not wearing helmets. Mississippi consistently maintains a 99% motorcycle helmet usage in the annual Motorcycle Survey conducted by Mississippi State University.

Table 10: 2006 - 2010 Motorcycle Fatalities by Helmet Usage

Year	No Helmet Used	Helmet Used	Helmet Used Improperly	Percent of Fatalities with no Helmet Use	Total Fatalities	Registered Motorcycles
2006	11	44	0	20.00%	55	35,837
2007	17	33	1	33.33%	51	39,599
2008*	8	32	0	20.00%	40	55,951
2009*	6	41	0	12.80%	47	55,418
2010* **	16	26	0	38.00%	42	56,406

*Includes antique, disabled and vanity tags in the number of registered motorcycles; ** State Data

Chart 9: Motorcycle Fatalities 2003-2010

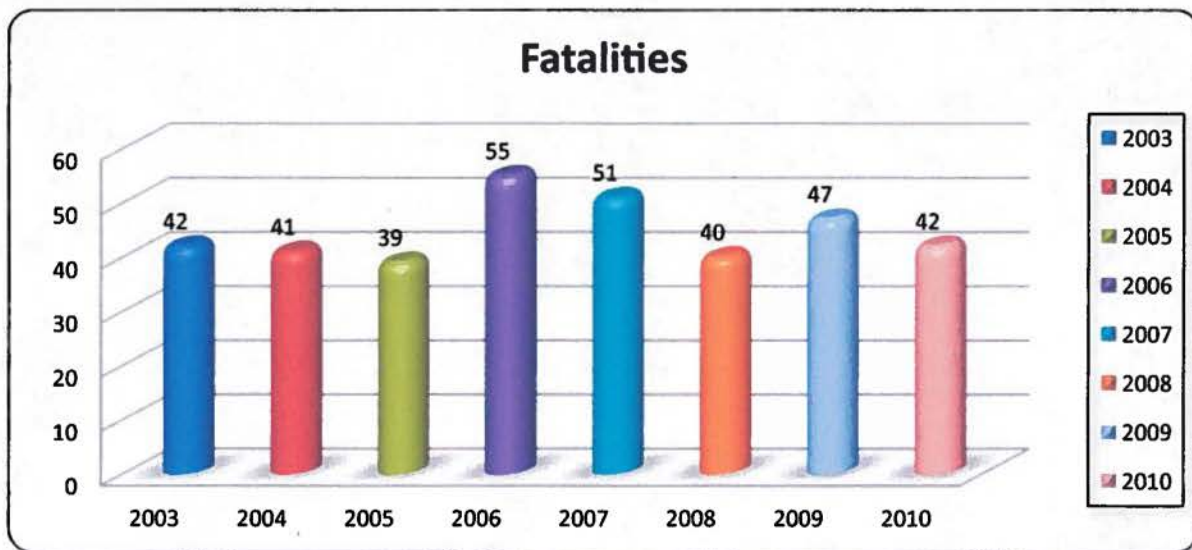


Table 11: 2004 – 2010 Motorcyclist Fatalities by Age

Year	Age						Total
	< 20	20-29	30-39	40-49	50-59	> 59	
2004	3	14	11	8	3	1	40
2005	3	10	9	10	3	4	39
2006	0	14	10	18	8	5	55
2007	6	12	13	8	10	2	51
2008	3	10	10	8	6	3	40
2009	2	9	12	10	7	7	47
2010	1	11	10	9	5	6	42

Table 12: 2004 – 2010 Motorcyclist Fatalities per 10,000 Registered Motorcycles

Year	Motorcyclist Fatalities	Total Motorcycle Registrations	Motorcyclist Fatalities Per 10,000 Motorcycle Registrations
2004	40	27,162	14.7
2005	39	32,153	12.1
2006	55	35,837	15.4
2007	51	39,599	12.9
2008*	40	55,951	7.1
2009*	47	55,418	8.5
2010*	42	56,406	7.5

*Includes Antique, Disabled and Vanity tags

SETTING OF PERFORMANCE GOALS:

Goals and performance measures are developed after reviewing all the problem identification studies. Comparisons are made of rates and trends over time (3 to 5 years) and goals are set and performance measures are derived. With input from each of the program coordinators, the traffic records coordinator, and the OHS Director. Projects and activities are developed based on the highway safety problems identified since our plans are always data driven. The reduction of traffic fatalities and injuries constitutes our mission and priorities are set by selecting activities that address the stated problems. All project activities must strive to incorporate at least one of the following countermeasures: decrease impaired driving, increase belt use, attack aggressive driving including speeding, or focus on demographic populations that are over-represented for traffic safety issues.

There are many users of traffic records each year. They include traffic administrators to deploy enforcement units, engineers to identify roadway hazards, judges to determine sentencing and prosecutors to determine appropriate charges. Additionally, they include licensing agencies to identify problem drivers, emergency response teams to improve response times, health care organizations to understand implications of patient care and costs, motor carrier officials to identify problem commercial drivers and carriers. Federal, state and local administrators and elected officials need and use the traffic information to set public policy or make laws.

The Mississippi Highway Safety Information System (MHSIS) describes the total automated traffic records system which includes traffic crashes, citations, drivers, vehicles, roadways, EMS data, vital statistics, coroner reports, crime laboratory data, demographics and travel density. MHSIS is an evolutionary records system which is a complex, volume-intensive, data collection, storage, and retrieval system. The goal is to achieve uniformity and compatibility of traffic records while reducing inefficiency of record keeping. The system will continue to support national priority areas defined by the National Highway Traffic Safety Administration (NHTSA).

PARTICIPATION IN PLANNING PROCESS:

The OHS staff, with input from the Department of Public Safety and the Mississippi Highway Patrol, develops the Highway Safety Plan, which includes the goals, objectives, and performance measures. Highway Safety staff involved in the planning process include all program coordinators, the program analyst, the traffic records coordinator, and the OHS Director.

GRANT APPLICATION PROCESS:

Letter notification regarding the application process is mailed in April to agencies statewide as well as local continuation grantees that are eligible for another grant year. The letter provides information on how to access the electronic application packet via state website as well as contact information for Office of Highway Safety where application packets can be requested and sent via email. The Program Analyst also emails the notification along with the application packet to contact lists for current and continued funded projects. The Law Enforcement Liaisons Network Coordinators distributes notifications in person, collects information from prospective applicants and emails application packets to those who request the information during network meetings, training classes and direct request they receive and areas which have been identified by the traffic records as having a significant traffic safety problem. When data is available for the previous year, usually in May, they are examined, and agencies with a high incident of traffic related fatalities and injuries are contacted if not currently in the grant system. The FY12 application was completed in electronic word format which allowed the review of the applications to be completed by conducting track changes, add comments, and request additional information if applicable within the actual application document. The applications were due by May 16, 2011 which is 45 days sooner than previous year deadline of June 30th.

The Mississippi Association of Highway Safety Leaders (MAHSL) has over 100 members and represents various traffic safety disciplines, such as law enforcement, engineering, planning, public health, judiciary, insurance, and consumers. Requests for Proposals are distributed at the MAHSL meeting in April and May. Members recognize the value of traffic records in identifying problems, establishing performance measures (goals and objectives) and using statistical techniques to evaluate program outcomes.

The Associations of Chiefs of Police and Sheriffs have meet two times a year for conferences and OHS representatives are on program to present our highway safety issues each year. These groups are invited to apply for highway safety projects, and the LELs discuss possible funding options during the meeting. The police chiefs and sheriffs are invited to suggest other highway safety funding initiatives, to be included in the planning process.

As the grant applications were received via email by the program analyst, the date received along with the program manager assigned for review were documented in an Excel data base. The data base also collected required date in which application was received back from program manager after initial review for the program analyst review process. Each competitive grant application will be rated by OHS staff. By Mid- June, the initial review process should be completed. The OHS staff meets to discuss each grant on an individual basis. Program Coordinators make recommendations to the OHS Director for grants to be included in the Highway Safety Plan for the upcoming year. These grants are then incorporated into the Highway Safety Plan and the Performance Plan.

The electronic applications (containing all track changes, comments requesting additional information and/or recommendations) are sent back to the potential sub-grantees with specific revision requests, both technical and programmatic. After all corrections are made, the grant enters the Highway Safety review process, with review by the program manager, the program analyst, the fiscal manager, and the OHS Director. Once final approval is made the sub-grantee is then advised to submit three (3) original signed copies to OHS by the scheduled deadline. Upon receipt of the original signed contract agreements, the FY12 data base is updated and the contracts are given to the assigned program manager for each specific project. The program manager then verifies the contract agreements are correct, the program manager prints award letters and seeks signatures by the director for the contract agreements as well as the award letters for each assigned project. Upon completion of this process, the program manager along with the office manager and other staff members begin creating the implementation packets for each contract agreement. One (1) original copy of agreement is placed in each packet which is given to the sub-grantee during implementation meeting, one (1) original copy is given to the finance/accounting department and the final original copy is placed in the programmatic file. The finance/accounting department then obligates the funds by project in the Grant Tracking System, and other state accounting data base systems. The implementation conference is held for all grant recipients during mid-September. The implementation process is conducting in three separate conferences in the North, South and Central areas

of the state. The conference is conducted to discuss all state and federal requirements/guidelines associated with each funding sources for each of the awarded projects. The Implementation conference is interactive and allows the opportunity for a question and answer session between OHS staff and the sub-grantees for the upcoming grant period. Projects are monitored throughout the year.

PROJECT DEVELOPMENT DESCRIPTION:

Projects are selected based on emphasis areas as determined by the National Highway Traffic Safety Administration (NHTSA), and data analysis as stated earlier. Each year projects are developed in the following areas of traffic safety: (1) Impaired driving, (2) Occupant Protection, (3) Traffic Records, and (4) Police Traffic Services (Includes Speed). City and county rankings for traffic related fatalities and injuries, and alcohol-related fatalities are used to determine project locations, as well as the problem identification section located within each grant.

HIGHWAY SAFETY PLAN 2012

Goals and Performance Measures

Goal: To reduce traffic fatalities to 595 and serious injuries to 5,712 or below by 2012.

- **C-1 Core Outcome Measure/Fatality Rate:** To decrease traffic fatalities 15% from the calendar year 2009 base of 700 to 595 by December 31st, 2012.
- **C-2 Core Outcome Measure/Injury Rate:** To decrease serious traffic injuries 15% from the calendar year 2009 of 6,720 to 5,712 by December 31st, 2012.
- **C-3 Core Outcome Measure/Fatality Rate:** To decrease fatalities by VMT 15% from the 2009 base calendar year of 1.73 to 1.47 by December 31st, 2012.
 - To decrease rural fatalities by VMT 15% from the 2009 calendar year of 2.10 to 1.79 by December 31st, 2012.
 - To decrease urban fatalities by VMT 15% from the 2009 calendar year of 1.19 to 1.01 by December 31st, 2012.
- **C-4 Core Outcome Measure/Unrestrained Passengers:** To decrease unrestrained passenger vehicle occupant fatalities in all seating positions 15% from the 2009 calendar year of 380 to 323 by December 31st, 2012.
- **C-5 Core Outcome Measure/Alcohol and Other Drugs:** To decrease alcohol impaired driving fatalities by 15%, from the 2009 calendar year baseline of 234 to 199 by December 31st, 2012.
- **C-6 Core Outcome Measure/ Speed:** To decrease speeding-related fatalities 15% from the 2009 calendar year of 106 to 90 by December 31st, 2012.
- **C-7 Core Outcome Measure/Motorcycles:** To decrease motorcyclist fatalities 15% for the 2009 calendar year of 47 to 40 by December 31st, 2012.
- **C-8 Core Outcome Measure/Unhelmeted Motorcyclists:** To decrease un-helmeted motorcyclist fatalities 15% from the 2009 calendar year of 6 to 5 by December 31st, 2012.
- **C-9 Core Outcome Measure/Under 21:** To decrease drivers age 21 or younger involved in fatal crashes by 15% from the 2009 calendar year of 125 to 106 by December 31st, 2012.

- **C-10 Core Outcome Measures/Pedestrians:** To decrease pedestrian fatalities 15% from the 2009 calendar year of 58 to 49 by December 31st, 2012.
- **B-1 Core Behavior Measure/Occupant Protection:** To increase statewide observed seat belt use of front seat outboard occupants in passenger vehicles by 5% from the 2011 calendar year usage rate of 81.8% to 85% by December 31st, 2013.
- **Outcome Measure/Traffic Records:** To decrease the number of days crash data is available electronically from the crash event by 15% from 4.5 days in 2009 to 3.8 days by December 31st, 2012.
- **Outcome Measure/Traffic Records:** To decrease the number of days citation data is available electronically from the citation date by 15% from 11.7 days to 9.9 days by December 31st, 2012.
- **Outcome Measure/Traffic Records:** To increase the percentage of agencies entering crash and citation data electronically by 1% from 98% in 2009 to 99% by December 31st, 2012.

Achievement Measures

- **Achievement Measure/Speed:** In FY2009, 32,429 grant funded speeding citations were issued, and in FY2010 there were 43,941 issued which represents a 26.2% increase. †
- **Achievement Measure/Seat Belts:** In FY2009, 17,549 grant funded seatbelt citations were issued, and in FY2010 there were 21,036 issued which represents a 16.6% increase. †
- **Achievement Measure/Impaired Driving:** In Calendar Year 2009, 32,099 grant funded impaired driving citations were issued, and in Calendar Year 2010 there were 33,153 issued which represents a 3.2% increase. ††

† OP/Speeding Citations issued during FY2009 & SY2010 CIOT and DDOTLUA Campaigns

†† Based on total DUI arrests for 2009

MS HIGHWAY SAFETY PLAN CHART OF SHORT TERM & LONG TERM PERFORMANCE MEASURES & GOALS

Performance Measures & Goals	Baseline 2009*	Current Status 2010**	Short Term Goal 2012	Long Term Goal 2014
Overall				
Number of traffic fatalities - Total	700	641	595	525
Number of traffic fatalities - Rural	507	505	430	380
Number of traffic fatalities - Urban	193	136	165	145
Number of serious traffic injuries	6,720	7,092	5712	5040
Fatalities/VMT – Total	1.73	1.61	1.47	1.30
Fatalities/VMT – Rural	2.10	2.15	1.79	1.58
Fatalities/VMT – Urban	1.19	0.83	1.01	0.89
Alcohol-Impaired Driving				
Number of fatalities involving driver or motorcycle operator with .08+ BAC	234	187***	199	176
Number of grant-funded impaired driving arrests †	32,099	33,153	36,914	40,124
Occupant Protection				
Number of unrestrained occupant fatalities (all seat positions)	380	336	323	285
Observed seat belt use (front seat outboard occupants) ††	81.04%	81.88%	89.14%	97.25%
Number of grant-funded seat belt citations (includes CPS) †††	17,549	21,036	20,181	21,936
Speed				
Number of speeding-related fatalities	106	129	90	80
Number of grant-funded speeding citations †††	32,429	43,941	37,293	40,536
Motorcycle Safety				
Number of motorcyclist fatalities	47	42	40	35
Number of un-helmeted motorcyclist fatalities	6	16	5	4
Pedestrian Safety				
Number of pedestrian fatalities	58	50	49	43
Youth				
Number of drivers age 21 or younger involved in fatal crashes	125	109	106	94
Traffic Records				
Number of days crash data available electronically from event	4.5	4.1	3.8	3.4
Number of days citation data available electronically from event	11.7	10.5	9.9	8.8
Percentage of agencies entering crash & citation data electronically	98%	99.9%	100%	100%

- * 2009 FARS data from final file
- ** 2010 State Data from current file
- *** 2010 FARS current data (not final)

† Based on total DUI arrests for Calendar Years 2009 and 2010 respectively
†† Baseline is from 2010 OP survey and current is from 2011 OP survey
††† OP/Speeding Citations issued during FY2009 & SY2010 CIOT and DDOTLUA Campaigns

PA FY 2012-01
PLANNING AND ADMINISTRATION

Through the planning and administration grant, continuous efforts will be made to provide the resources necessary for planning, administration and coordination of a statewide Highway Safety Program. The planning and administration grant will provide for the salaries, fringe benefits, and travel expenses for the Bureau Director, the Program Analyst/Planner and an Office Manager (50%), and the salaries and fringe benefits for the Office of Highway Accounting Branch Director (100%). In addition, it provides costs associated with operating the Highway Safety Program for both P & A personnel and project personnel located in the OHS office, including contractual services, commodities, and indirect costs for administrative support. The administrative assistant (33% 402), provides administrative assistance to all division directors including OHS. The assigned duties consist of collecting and maintaining all time and attendance records, receives and distributes all incoming/outgoing correspondence, records minutes for all staff meetings, transcribes minutes/notes for MAHSL and the like, answers phone, orders office supplies and toner for all printers/copiers on inventory for OHS, along with other clerical duties as needed and requested by division director(s).

The Mississippi Office of Highway Safety is responsible for development and implementation of the annual Highway Safety Plan based on an evaluation of highway safety problems within the state, the involvement of local units of government in the improvement of their highway safety planning and administrative efforts, the monitoring of progress and associated expenditures on the state and local levels, and the collection and analysis of statistics and other data relevant to highway safety in the state.

The day-to-day internal management of the Highway Safety Program is coordinated under the Executive Director by the Bureau Director. Programs under the Bureau Director are Alcohol Countermeasures, Occupant Protection, Traffic Records, and Police Traffic Services. Please refer to the appropriate sections in the Planning Document for a description of program area staffing and coordination. P & A costs are matched 50/50 with state funds.

The OHS staff for state fiscal year 2011 consists of the following: (See Organizational Chart)

1 Office Director	(100% 402 P & A: Shirley Thomas)
1 Program Analyst/Planner	(100% 402 P & A: Tyra M. Bass)
1 Office Manager	(50% 402 P & A / 50% 402 PTS: Ginny Stubbs)
1 Executive Director	(33% 402 P & A: Mark Allen)
1 Administrative Assistant	(33% 402 P & A: Marilyn Russell)
1 Accounting Bureau Director	(33% 402 P & A: Verneshia Cody)
3 Accounting support	(33% 402 P & A: Paul Ammerman, Catrina Stamps, Arnetta White)

1 Accounting Branch Director	(100% 402 P & A: Patsy Lowery)
1 Alcohol/Outreach Division Director	(25% Split 154AL, 402DE, PTS, OP: Sandra Moffett)
1 OP/PTS/TR Division Director	(33.3% Split 402 OP, PTS, TR: Twyla Jennings)
1 PT Program Manager	(100% PT 402: Kathy Ellis)
1 DE Special Projects Coordinator	(100% DE 402: Robin Layton)
1 PTS Branch Director	(100% PT 402: Bobby Earnhart)
1 PTS Program Manager	(100% PT 402: Robert Hancock)
1 Traffic Records Coordinator	(100% 402 Traffic Records: Lamar Beasley)
3 AL Program Managers	(100% 154: Mary Lukens, Roger Vanlandingham, & Dale Turner)
1 OP Program Managers	(100% 402 OP: Beth Loflin)

(Additional Staff paid through contractual arrangements with the University of Southern Mississippi are: 5 Law Enforcement Liaisons 100% PTS - Markas Marbury, Tammy Moore, Mike Hemrick, Rob Banks, Melissa Harvey; 1 Administrative Assistant - Dianne Byrd.)

**FY 2012-01
PLANNING AND ADMINISTRATION (P&A)**

	TOTAL (100%)	FEDERAL (50%)	MATCH (50%)
PERSONAL SERVICES			
Salaries & Wages:	\$239,785.88	\$119,892.94	\$119,892.94
(Office Director; Program Analyst/Planner; (1) Executive Director (33%); (1) Administrative Assistants (33%) & (1) Office Manager (50%); (1) Accounting Bureau Director (33%), 1 Accounting Auditor I (33%); Accounting Branch Director (100%); 1 Fiscal Officer (33%))			
Fringe Benefits	\$ 61,814.72	\$ 30,907.36	\$ 30,907.36
(24.9% of Salaries which consist of: Social Security, State Retirement, Group Insurance, Unemployment Insurance, and Workman's Compensation)			
Travel	\$ 15,000.00	\$ 7,500.00	\$ 7,500.00
Total Personal Services	\$316,600.60	\$158,300.30	\$158,300.30
CONTRACTUAL SERVICES			
Utilities	\$ 8,200.00	\$ 4,100.00	\$ 4,100.00
Telephone	12,000.00	6,000.00	6,000.00
Office Rent	95,000.00	47,500.00	47,500.00
Accounting Services	45,000.00*	22,500.00	22,500.00
Other Fees	10,000.00**	5,000.00	5,000.00
Total Contractual Services	\$170,200.00	\$ 85,100.00	\$ 85,100.00
GRAND TOTAL P&A	\$486,800.60	\$243,400.30	\$243,400.30

*Accounting Services include:

1. State Personnel Board
2. SAAS
3. Tann, Brown & Russ (GAAP & Single Audits)
4. MMRS Fees
5. Audit Fees

**Other Fees include ITS fees

FY 2012-02

ALCOHOL/DRUG COUNTERMEASURES

Problem Identification:

On Mississippi roadways, fatal crashes and traffic fatalities during 2009 decreased by significant percentages over 2008. There were 80 fewer fatal traffic crashes, an 11.25% reduction from 711 to 631. Moreover, there were 83 fewer traffic fatalities, a 10.6% reduction. Total fatality crashes went from a total of 783 in 2008 to 700 in 2009. This is the second year since 2001 that fatalities have been below 800. Recently, the largest number of fatalities was 931 in year 2005. For 2010, the fatal crashes fell to 581, a decrease of 7.9% and fatalities fell to 641, a decrease of 8.4%. In summation, all the alcohol traffic safety indicators show a positive change from 2008 to 2010. The "Drive Sober or Get Pulled Over" public information and education campaign, coupled with strict traffic enforcement by state and local departments, document that our state has made significant progress in reducing deaths on our roadways.

The percentage of alcohol-related fatalities decreased as well, for the years 2003 through 2006, the rate of alcohol deaths increased from 35% to 39%. Moreover, the number of alcohol deaths for this period had increased from 308 to 358 because total traffic fatalities had risen from 871 to 911. In Mississippi for 2008, 38% of the fatalities were alcohol related, while the national average was 37%. Also, in 2009, 38% of the fatalities were alcohol related matching the national average. Both total fatalities and alcohol related deaths decreased from years 2008 through 2010. Traffic fatalities fell by 18.1% from 2008 to 2010 (783 to 641). Alcohol related fatalities fell by 22.2% from 2008 to 2010 (297 to 231). Alcohol-related traffic crashes accounted for 36% of the total number of fatalities in year 2010, making these crashes the MS Office of Highway Safety's first priority in program planning.

The total number of DUI arrests increased, from 24,851 in 2007 to 32,530 in 2008. There was a slight decrease in arrest for 2009 with a total of 32,099. DUI arrests are up 3.2% over 2009 to 33,153 in 2010. The average (mean) BAC for all DUI arrests during 2010 was .138, down from .141 in 2008 and .139 in 2009. This is evidently well above the per se BAC of .08 and .02 for under age 21. The proximity of the mean for DUI arrests to .08 is a direct measure of the potential impact of DUI enforcement to raise the perception of risk for arrest among persons prone to drink and drive. The fines assessed for DUI are above 7 million dollars annually.

Alcohol countermeasures projects proposed for this fiscal year includes designated DUI enforcement units in problem localities. As a part of all funding sources, as well as 402 alcohol countermeasures project in FY 2012, applicants are required to establish and implement seat belt use policies for their individual agencies, attend the Mississippi Association of Highway Safety Leaders meetings, the DUI Officer Association, the Blitz initiatives including two national and statewide campaigns during the new "Drive Sober or

Get Pulled Over". Applicants are encouraged to attend STORM during the Spring & Fall training conferences along with utilization of resources and training offered by the LEL office.

Mississippi will participate in the National Impaired Driving Law Enforcement Crackdown as determined by NHTSA for FY 2012. In addition, Mississippi will conduct high visibility enforcement campaigns on a quarterly basis at high risk times throughout the year. A high visibility DUI enforcement initiative for the first quarter of FY 2012 is planned for the Christmas/New Year's Eve holiday period, December 18- December 31, 2011. High visibility DUI enforcement for the second quarter is scheduled for New Year's, January 1- January 4, 2012 and for Super Bowl Weekend, February 5, 2012. The third quarter high visibility initiative includes MEMORIAL HOLIDAY PERIOD MAY 24 – JUNE 6, 2012. Fourth quarter HV initiatives will continue July 1-5, 2012 for the July 4th holiday, and Labor Day which will be held during the 2012 National Impaired Driving campaign (August 20 - September 6, 2012). Participating law enforcement agencies, including State police, will be involved in conducting these six high visibility enforcement blitz efforts which will include checkpoints, saturation patrols and other detailed activities in a joint effort to reduce the number of alcohol-related fatalities in Mississippi.

OHS, along with all awarded agencies, will implement activities in support of national highway safety goals to reduce motor vehicle related fatalities according to their specific funding source. The requirements include: National law enforcement mobilizations and sustained enforcement of statutes addressing impaired driving, occupant protection and driving in excess of posted speed limits activities dependent upon the funding source of the contract. All awarded contract are required to complete the HVE Compliance form at implementation which defines the mobilizations and sustained enforcement activities.

Law enforcement will use the following criteria to help identify locations in each county and city for intensified enforcement including sobriety checkpoints and saturation patrols. Selection of intensified enforcement areas will be determined by:

- Unusual incidence of alcohol/drug related crashes,
- Alcohol/drug impaired driving violations,
- Unusual number of nighttime single vehicle crashes and/or
- Any other documented alcohol/drug related vehicular incidents

Enforcement agencies will be strongly advised to ensure the site itself has maximum visibility from each direction and has sufficient illumination to ensure safety during night inspection along with the use of reflective vest (use of vest outlined by MDOT).

Enforcement efforts from county, local law enforcement and the Mississippi Highway Patrol will be concentrated in the thirty counties which have been identified as having 65%

of the total impaired driving fatalities and severe injuries crashes in Mississippi. Local Office of Highway Safety DUI projects will engage in saturation patrols and sobriety checkpoints. High visibility law enforcement campaigns will be conducted within the state on a quarterly basis at high-risk times throughout the year.

Outcome Measures:

- **C-5 Core Outcome Measure/Alcohol and Other Drugs:** To decrease alcohol impaired driving fatalities by 15%, from the 2009 calendar year baseline of 234 to 199 by December 31st, 2012.

Activity Measures:

- **Activity Measure/Impaired Driving:** To increase the number of grant funded DUI arrests during state enforcement periods by 15% from 32,099 in 2009 to 36,914 by December 31st, 2012.

Strategies:

To increase the number of DUI arrests from 33,153 in 2010 to 35,000 by December 31, 2012.

- MS OHS will participate in the National Drunk Driving Crackdowns as set forth by the section 410 guidelines by way of funded state and local agencies as well as media campaigns.
- Fund a comprehensive alcohol countermeasures coordination project to oversee alcohol/drug countermeasures including DUI enforcement statewide.
- Provide logistics for the statewide Standardized Field Sobriety Training, Advanced Roadside Impaired Driving Expert, Drug Recognition Expert, and Complete Traffic Stops.
- To fund DUI enforcement projects which utilize high visibility enforcement activities such as checkpoints, roadblocks and/or saturation patrols.
- All local OHS DUI project agencies within a high risk location will conduct at least one special impaired driving enforcement operation per month.
- During the FY 12 contact period, sustained enforcement by the MHP, in conjunction with the local jurisdictions, will conduct at least two safety checkpoints per month within each of the thirty top counties ranked highest for alcohol related fatalities in the state.

- Each local OHS DUI project will continue to do monthly multi-jurisdictional sobriety checkpoints, giving priority to high risk locations identified in the SES counties.
- Each local project will generate earned media and shall utilize the earned media before, during and after planned high visibility enforcement efforts conducted during the National Impaired Driving Blitz Campaigns and state holiday campaigns.
- OHS will conduct an attitudinal survey based on the NHTSA/GHSA agreed upon questions to track driver attitude and awareness related to impaired driving by conducting surveys during the fourth quarter of FY 2012.

2012 Section 154 Project Descriptions:

Project Number: 12-TA-202-1

Project Title: Bay St. Louis DUI Enforcement Program

Project Descriptions: The DUI Enforcement Project will be implemented by the Bay St. Louis P.D. which is located in Hancock County on the Mississippi Gulf Coast. Hancock County is currently ranked 14th out of the top twenty counties for injuries per mile of county roads, as well as, 15th of the top twenty five counties for serious injury crashes. The continued funding for this project will provide the additional enforcement hours for officers to conduct high visibility DUI checkpoints and saturation patrols along with educational projects within the community. Bay St. Louis P.D. has reported 204 DUI/Impaired driving arrests from 2008 to 132 in 2010. The decrease in DUI arrest is attributed to the activities and efforts of this project through education and enforcement programs specific to alcohol impaired driving. The project will be funded for overtime, fringe, contractual services, commodities (for educational purposes) and equipment: Two Portable Breath Tests (PBT's).

Budget: \$15,000.00 Federal 154

Project Number: 12-TA-108-1

Project Title: Carroll County DUI Enforcement Program

Project Description: Motorists driving under the influence of alcohol continues to be a major problem in Carroll County. Patrons frequent numerous night clubs and bars, engaging in the consumption of alcohol and then depart these establishments by getting behind the wheel of a motor vehicle. Carroll County had 191 crashes, 4 fatalities, and 82 DUI arrests in 2010. The county is no longer ranked in the top 25/30 for 2010 for fatality and/or serious injury crashes. The continued funding of this DUI project will allow the sheriff's department to maintain the current ranking thereby continuing to reduce the number of

fatal and serious crashes within the county. The funding awarded for this project will continue to fund one (1) DUI officer, overtime, fringe, travel, commodities, and contractual services, providing the resources necessary for the department to continue their efforts in alcohol impaired driving programs through education and enforcement activities.

Budget: \$50,500.00 Federal 154

Project Number: 12-TA-255-1

Project Title: Carthage DUI Enforcement Program

Project Description: To combat the growing problem of DUI-related crashes, the City of Carthage Police Department created a DUI unit in an effort to remove alcohol impaired drivers from the roadways. Carthage is located in Leake County, which is ranked 16th in the top twenty counties for fatality rate per 10,000 population during 2010. In addition to arresting DUI offenders, public information and education programs will be conducted throughout the city during the grant period. The Police Department has requested continued funds for One (1) Full Time DUI Officer, overtime, fringe, travel, commodities, contractual services and equipment: 1 In-car camera.

Budget: \$54,220.80 Federal 154

Project Number: 12-TA-261-1

Project Title: Collins DUI Enforcement Program

Project Description: Collins is a growing city located on a major highway, Highway 49 South, within Covington County. Covington County is ranked 4th in the top twenty five (25) counties in the state for serious injury crashes per 10K population, 11th in the top twenty counties for injury rate and 9th for fatality rate per 10K population. The Collins Police Department made 66 DUI arrest in 2010, exceeding the total number of 47 arrests made in 2009. Collins Police Department will continue to implement a DUI enforcement program which funds overtime and fringe needed to participate in the National Impaired Driving Campaigns for "Drive Sober or Get Pulled Over", as well as, other holiday campaigns specified by the state and NHTSA. The project will continue to conduct high visibility enforcement (HVE) DUI checkpoints and saturation patrols throughout the grant year. The funding received will provide the resources necessary for the purchase of 4 PBTs to be utilized during the DUI HVE activities as well as overtime, fringe, contractual services and commodities.

Budget: \$27,164.00 Federal 154

Project Number: 12-TA-262-1

Project Title: Columbia DUI Enforcement Project/LEL Troop J Coordinator

Project Description: The City of Columbia is located approximately 33 miles west of Hattiesburg. Hattiesburg is a major city which has three (3) college campuses, including the University of Southern Mississippi. Approximately 12,000 vehicles travel through Columbia on US Highway 98 each day. The City of Columbia is located within Marion County, which is located between two "dry" counties. Marion County is ranked 5th in the top twenty five counties for serious injury crashes for 2010. The Columbia Police Department made 204 DUI arrest for 2010 through the implementation of the project by

conducting DUI high visibility enforcement and educational programs related to the danger of drinking and driving. The Columbia Police Department also implements the Law Enforcement Liaison program for the Troop J Network located in the southern region of the state. The LEL officer implements all aspects of the program by conducting quarterly luncheons, networking with local agencies within the Troop J network as well as all other networking activities. The continued funding of this project will allow for the continued employment of two (2) full time DUI officers, overtime, fringe, travel, contractual services and commodities along with the continuation of the LEL Network program.

Budget: \$104,000.00 Federal 154

Project Number: 12-TA-116-1

Project Title: Covington County DUI Enforcement Program

Project Description: Covington County is ranked 4th in the top twenty five (25) counties in the state for serious injury crashes per 10K population, 11th in the top twenty counties for injury rate and 9th for fatality rate per 10K population. The Covington County Sheriff's Department made 207 DUI arrest in 2010. The continued funding of this project will provide the sheriff's department with the resources needed to continue to employ a full time dedicated DUI deputy needed to maintain the activities of this project. The funding will continue for overtime which is utilized by the department to conduct DUI high visibility checkpoints and saturation patrols during national blitz and holiday campaigns; fringe; travel; contractual service; commodities; and equipment: 4 spike strips and 2 PBTs; to adequately address drinking and driving behavior during road blocks, checkpoints and saturation patrol.

Budget: \$46,271.72 Federal 154

Project Number: 12-TA-269-1

Project Title: D'Iberville DUI Enforcement Program

Project Description: The City of D'Iberville is located in Harrison County, which is ranked 3rd in the top twenty counties for their injury rate, 5th in injuries per mile on county roads, and 14th for total crash rate per 10K population in 2010. The city is located overlooking Biloxi's Back Bay in the geographic center of the Mississippi Gulf Coast. Events in this area, such as "Cruising the Coast" and "Mardi Gras" consist of alcohol consumption and driving which is a deadly combination. D'Iberville has a significant D.U.I. problem that can best be described by the D'Iberville Police Department's data which indicates 24 alcohol-related crashes occurred between January 1, 2010 and December 31, 2010. The D'Iberville Police Department also reports making 238 DUI arrest during the 2010 grant period. In order to continue to make strides in reducing these crash numbers by removing alcohol impaired drivers from the roadways, the D'Iberville Police Department is requesting continued funding for two (2) full time DUI officers, overtime and fringe benefits. The funding will provide the resources necessary to continue the DUI Enforcement efforts for FY12 and allow officers to continue to conduct high visibility enforcement, education and training throughout the FY12 grant year.

Budget: \$90,318.90 Federal 154

Project Number: 12-TA-117-1

Project Title: Desoto County DUI Enforcement Program

Project Description: Desoto County is directly adjacent to the City of Memphis, Tennessee and is rated the fastest growing county in Mississippi. The casinos have a direct effect and contribute greatly to impaired driving caused by alcohol consumption. The department dispatches over 50,000 law enforcement calls per year. Desoto County is ranked 4th in the top twenty counties for injuries per mile of county roads and 17th for total crash rate per 10K population. There were a total of 546 crashes in 2010 which includes 3 fatalities. The Desoto County Sheriff's Department made 267 DUI arrest during the 2010 grant period. Upon approval, Desoto County will continue to use federal funds for three (3) full time DUI officers, overtime, travel, contractual services, commodities and equipment: 3 laptops and 3 printers which will be utilized by the 3 Full Time DUI Officers. The continued funding will allow the county to continue efforts to reduce fatal and serious injury crashes by removing alcohol impaired drivers from the roadways.

Budget: \$165,063.00 Federal 154

Project Number: 12-TA-277-1

Project Title: Florence DUI Enforcement Program

Project Description: Although still a 'dry' county (except for beer and light wine sales) the City of Florence has a high volume of traffic from numerous 'wet' counties, making liquor readily available and easy to obtain. The present population is estimated at 7,823 according to 2010 U.S. Census, which represents a 69% increase from 2,396 reported in the 2000 census. The funding for the DUI project has allowed the Police Department to step up patrol and traffic enforcement related to DUI. The fulltime DUI officer has greatly benefited the department's enforcement ability; as a result, 86 DUI arrests were made during the 2010 grant period. The Police Department is requesting continued funding for the implementation of the education and enforcement activities of this project by funding one (1) full time DUI officer, overtime, fringe, travel, contractual and commodities.

Budget: \$46,637.00 Federal 154

Project Number: 12-TA-118-2

Project Title: Forrest County DUI Prosecution Felony District Attorney's Office

Project Description: Based upon inconsistencies shown between reporting of DUI felonies (17 cases) by the Forrest County District Attorney's office and data reported to the Office of Highway Safety (zero cases), clearly there is a break-down in reporting. As a result of this, among other problems indicated by the district court, the 12th Judicial District is requesting funding for a dedicated DUI focused Assistant District Attorney at 75% time. The ADA will handle all aspects of felony DUI related cases as well as assist law enforcement during investigations; review cases for Grand Jury presentation; present the case to the Grand Jury on a monthly basis in Forrest County and a quarterly basis in Perry County. The ADA will prepare the cases for trial and prosecute the cases at trial. Legal technical assistance will also be provided to other prosecutors' law enforcement officers, judges and clerks in the district.

Budget: \$88,053.91 Federal 154

Project Number: 12-TA-213-1

Project Title: Greenwood DUI Enforcement Project - LEL Troop D Coordinator

Project Description: The City of Greenwood ranked 21st in the top twenty five cities for serious injury crashes for 2010. Greenwood is located in Leflore County which is ranked 18th in the top twenty counties for injury and 20th for total crash rate per 10K population. The Greenwood Police Department made 237 DUI arrest during the 2010 grant period. The city worked approximately 649 total crashes in the same year with one (1) fatality. There is a need to continue federal highway safety funding in order to adequately address the city's major traffic problems brought on by alcohol impaired driving. The City of Greenwood plans to utilize the approved funding to continue the activities of the Troop D LEL Network Coordinator which includes networking, quarterly luncheons, and all other network activities; one (1) full time dedicated DUI officer; overtime to be utilized during high visibility DUI enforcement activities throughout the grant period, especially during national impaired driving blitz and holiday campaigns; fringe; travel; contractual services; commodities; and equipment: two (2) Portable Breath Testers (PBT) and one (1) set of six (6) rechargeable flares for night time enforcement.

Budget: \$67,599.00 Federal 154

Project Number: 12-TA-284-1

Project Title: Grenada DUI Enforcement Program

Project Description: The City of Grenada is the only incorporated area in Grenada County and as such is the hub for shopping, recreation, medical care, and dining for the 23,263 residents of its county as well as for surrounding counties. The City of Grenada is located within Grenada County which is ranked 13th of the top twenty counties for total crash rate and 17th for injury rate per 10K population in 2010. The Grenada Police Department plans to utilize the continued funding to provide one (1) DUI officer; overtime to conduct high visibility DUI enforcement during the national and holiday blitz campaigns; fringe; commodities; and equipment: one (1) gologht stryker and one (1) digital camera.

Budget: \$50,703.53 Federal 154

Project Number: 12-TA-214-1

Project Title: Gulfport DUI Enforcement Project - LEL Troop K Coordinator

Project Description: The City of Gulfport is the 2nd largest city in the state. Gulfport is ranked 11th of the top twenty five cities for serious injury crashes for 2010. The advent of the gaming industry, the sudden dramatic economic and population growth has turned the City of Gulfport into a cosmopolitan area with big city traffic problems. The city is midway between New Orleans and Mobile and is served by the area's only major route to the coast from the north - Highway 49. One casino is located on scenic Highway 90. The traffic problems-inadequate infrastructure, traffic congestion, and an industry that encourages patrons to consume alcohol-comes increased numbers of DUI related crashes-injuries and fatalities. There were a total of 3,132 crashes in 2010 which includes 8 fatalities and 867 injury crashes. The department reported making 1,135 DUI arrest during the 2010 grant period. The Gulfport Police Department has also assigned one officer as the designated

LEL Troop K Network Coordinator for the Mississippi Gulf Coast. The department allows this officer to conduct all activities for the LEL program such as networking with local agencies, quarterly luncheons, and all other network activities required to make the LEL program successful. The Gulfport Police Department is requesting continued funding for two (2) full time DUI officers; overtime which will allow for significant patrol hours to engage in saturation patrols, checkpoints and other special DUI enforcement details; fringe; travel; contractual services; and commodities.

Budget: \$187,925.53 Federal 154

Project Number: 12-TA-386-1

Project Title: Guntown P.D. DUI Enforcement Program

Project Description: The Guntown Police Department will utilize the funds for overtime and fringe to conduct high visibility DUI enforcement and educational activities. The overtime will be utilized to assist with the enhanced DUI enforcement effort by the department to conduct DUI checkpoints and saturation patrol during the national impaired driving and holiday blitz campaigns. The goal of the agency is to increase DUI arrest within our jurisdiction. The department made 78 DUI arrests in 2010. The City of Guntown is located in Lee County, which ranked 8th in the top twenty counties for injuries per mile of county roads, 15th for injury rate per 10K population and 16th for total crash rate per 10K population in 2010. The continued funding for overtime will allow the department to continue the enhanced DUI enforcement efforts throughout the grant period, going above and beyond the departments regular duties.

Budget: \$14,528.00 Federal 154

Project Number: 12-TA-123-1

Project Title: Hancock Co. S.O. DUI Enforcement Program

Project Description: Hancock County is listed 15th in the top twenty five county rankings for serious injury crashes in 2010. The county is also ranked 14th in the top twenty counties for both injury rate per 10K population and injuries per mile of county roads in 2010. Hancock County is located on the Mississippi Gulf Coast, bordering the Louisiana line. Hancock County has three major highways running through the county which are Interstate 10, Highway 90 and U.S. Highway 43. All three are used as gateways to the Mississippi Gulf Coast. There are multiple casinos in and around Hancock County which serve patrons alcohol 24/7. Alcohol impaired driving is a serious problem in the county and the Sheriff's Department made 207 DUI arrests in 2010 in an effort to remove these drivers from the roadways. Continued funding of this DUI project will continue the placement of two (2) Full Time DUI Officers; overtime to conduct enhanced enforcement for DUI checkpoints and saturation patrol during the national and holiday blitz campaigns; fringe; and travel. The funding received will be utilized to continue this project in an effort to reach our yearly goal of 228 DUI arrests for FY12.

Budget: \$99,859.03 Federal 154

Project Number: 12-TA-124-1

Project Title: Harrison County DUI Enforcement Program

Project Description: Harrison County is ranked 3rd in the top twenty counties for their injury rate, 5th in injuries per mile on county roads, and 14th for total crash rate per 10K population in 2010. Harrison County Sheriff's Department worked 766 crashes in 2010 which included 2 alcohol related fatalities, and 35 alcohol related injury crashes. The Harrison County Sheriff's Department made 604 DUI arrest in this same year. The Sheriff's Department is requesting continued funding for four (4) full time DUI officers, overtime and fringe which will be utilized to actively engage in more saturation patrols and safety checkpoints for alcohol impaired drivers during the FY12 grant period. The sheriff's department will continue these efforts to remove the impaired drivers from our roadways, thereby reducing the number of fatal and serious injury crashes within our county.

Budget: \$201,942.42 Federal 154

Project Number: 12-TA-286-1

Project Title: City of Hernando

Project Description: Hernando is located in Desoto County which is one of the fastest growing counties in Mississippi. Desoto County is ranked 4th in the top twenty counties for injuries per mile of county roads and 17th for total crash rate per 10K population. Hernando had a population of 9,600 in 2000 which had increased to 14,090 in 2010, according to the U.S. Census. The Hernando Police Department worked 436 crashes with 92 of those being injury crashes. The department also made 55 DUI arrest during the 2010 grant period. The approval of funding under section 154 verses 402 PTS will allow the department to focus on alcohol impaired driving enforcement during the FY12 grant period. The funding will provide resources for one (1) full time dedicated DUI officer and overtime which will be used to conduct high visibility DUI impaired driving checkpoints and saturation patrols during the national and holiday campaigns as well as throughout the year. The department is also requesting equipment purchase for two (2) portable breath Tests to assist in the downtime of officers after initial stop. Hernando will be able to decrease the number of crashes by removing alcohol impaired drivers from the roadways.

Budget: \$45,000.00 Federal 154

Project Number: 12-TA-125-1

Project Title: Hinds County DUI Enforcement Project - LEL Troop C Coordinator

Project Description: Hinds County is home to nine (9) incorporated municipalities as well as numerous unincorporated communities. Hinds County is ranked 7th for injuries per mile of county roads and 9th for total crash rate per 10K population in 2010. An increase in the number of impaired drivers is a logical expectation. The department made 508 DUI arrests in 2010 and worked a total of 576 crashes which included 2 fatal and 87 injury crashes. There were 28 crashes out of the 576 which were positive for impairment. The department requests continued funding for a central LEL officer not only to deal with DUI traffic issues within its boundaries but also to organize, coordinate and conduct regional DUI enforcement activities among agencies throughout central Mississippi and the Troop C Network. Funding received will continue to fund three (3) full time officers, one (1) part time coordinator; overtime; travel; contractual services, commodities; and equipment purchase of one (1) laptop computer.

Budget: \$193,000 Federal 154

Project Number: 12-TA-218-1

Project Title: Horn Lake DUI Enforcement Project – LEL Troop E Coordinator

Project Description: In addition to being close to Memphis, Tennessee, the City of Horn Lake is within a few miles of Tunica which is home to over eight (8) major casinos noted for providing free alcohol for consumption to its patrons. Horn Lake is located in Desoto County which is ranked 4th in the top twenty counties for injuries per mile of county roads and 17th for total crash rate per 10K population. The problem continues to worsen with the fast growing population. Horn Lake worked 817 crashes in 2010 with 2 being fatal and 139 injury crashes. The department, along with two (2) dedicated DUI officers, made 196 DUI arrests in 2010 which is down from 239 in 2009. The decrease is from the high visibility educational and enforcement activities of the department related to alcohol impaired driving. The department also implements the Law Enforcement Liaison program for the Troop E Network located in the Northern region of the state. The LEL officer implements all aspects of the program by conducting quarterly luncheons, networking with local agencies within the Troop E network as well as all other networking activities. Horn Lake plans to continue to engage the Police Department in all aspect of high visibility DUI educational and enforcement activities throughout the year. This includes aggressively engaging in the national and holiday impaired driving campaigns. The continued funding for this project will provide resources for two (2) full time DUI officers; overtime for blitz campaigns; fringe; travel; contractual services; commodities; and equipment purchase for 2 laptops and 2 flare kits which will be utilized by the officers to conduct DUI record keeping and night time checkpoint activities.

Budget: \$137,043.00 Federal 154

Project Number: 12-TA-288-1

Project Title: Indianola DUI Enforcement Program

Project Description: The City of Indianola has seven night clubs from which a significant number of impaired drivers emerge. Indianola shows an average of 195 crashes from 2008 to 2010. There were 123 total crashes in 2010 with 1 being fatal and 47 with injuries. In 2010 the agency made 60 DUI arrest which is a slight decrease from the 80 arrests made in 2009. The Indianola Police Department will continue to address the DUI problem and requests financial assistance for one (1) full time officer dedicated to DUI enforcement; overtime for HVE during national and holiday blitz campaigns; fringe; travel; contractual services; commodities and equipment purchase of one (1) In-car camera which will be utilized to further enhance the program through evidence collection and increased prosecution of DUI cases within the city.

Budget: \$55,168.24 Federal 154

Project Number: 12-TA-130-1

Project Title: Jackson County DUI Enforcement Program

Project Description: Overtime money through the DUI Enforcement Program will permit assigned deputies of the Jackson County Sheriff's Department to work overtime DUI details conducting checkpoints and saturations during the national and holiday impaired

driving blitz campaigns as well as throughout the year. More importantly, funding will serve to assist the area where the county ranks 22nd out of top twenty five counties for serious injury crashes; ranks 5th of top twenty counties for total crash rate and 9th for injury rate per 10K population. Funding will continue to provide overtime; fringe; contractual services; and commodities for DUI Enforcement activities in Jackson County for 2012.

Budget: \$34,055.00 Federal 154

Project Number: 12-TA-137-1

Project Title: Lamar County DUI Enforcement Program

Project Description: Lamar County is ranked 3rd in the top twenty counties for injuries per mile of county roads as well as 17th in fatality rate per 10K population for 2010 crashes. Lamar County Sheriff's Department worked 567 crashes in 2010 which includes 1 fatality, 75 injury and 31 alcohol related crashes. The department, along with the dedicated DUI officers, made 191 DUI arrests in 2010. Continued funding will allow Lamar County Sheriff's Department to continue providing two (2) full time DUI Officers; one (1) part time grant administrator; overtime for checkpoints and saturation patrol enforcement during the national and holiday impaired driving campaigns; fringe; travel; and equipment purchase of one (1) In-car camera and two (2) Portable Breath Tests which will be utilized in reducing downtime of officers, the collections of evidence, and assist in the prosecution of DUI offenders by the department.

Budget: \$103,182.84 Federal 154

Project Number: 12-TA-138-1

Project Title: Lauderdale County DUI Enforcement Program

Project Description: Lauderdale County is ranked 3rd in top twenty counties for total crash rate, 5th in injury rate per 10K population as well as 13th for injuries per mile of county roads for 2010 crashes. The department, along with the two (2) full time dedicated DUI officers, made 338 DUI arrests in 2010. The department worked 656 crashes with 2 being fatal and 166 with injuries. Since the inception of the county's DUI Enforcement Division, driving under the influence arrests have increased, down-time has decreased, and felony DUI convictions have increased. The department plans to utilize funding to continue to conduct checkpoints and saturation patrols by the two (2) full time DUI Officers; overtime for national and holiday impaired driving campaigns; fringe; travel; contractual services; and commodities in an effort to continue reducing the number of impaired drivers on the roadways through high visibility enforcement and education throughout the year.

Budget: \$100,000 Federal 154

Project Number: 12-TA-140-1

Project Title: Leake DUI Enforcement Program

Project Description: According to statistics, the Leake County Sheriff's Office has had a tremendous increase in DUI arrests since the inception of the DUI enforcement grant. Although reasons for the increase can be attributed to several factors, motorists en route to the Pearl River Resort and Casinos in Philadelphia is the primary cause for this increase.

A new addition to the resort is the Beach Club, which is essentially the only bar in any of the surrounding counties, offers a pool side bar which is accessible from the new water theme park. This raises concerns for the Sheriff's Department since more day time drinking and driving is prevalent. Leake County is ranked 16th in the top twenty counties for fatality rate per 10,000 population during 2010. Continued funding for the DUI project will provide the overtime necessary to conduct enhanced high visibility DUI enforcement and educational activities as well as provide funding for fringe; travel; contractual services; and commodities. The Leake County Sheriff's Department will continue to implement the DUI program within the county's jurisdiction during the 2012 grant period.

Budget: \$15,483.98 Federal 154

Project Number: 12-TA-142-1

Project Title: Leflore DUI Enforcement Program

Project Description: Motorists driving under the influence is a major problem in Leflore County which ranks 18th in the top twenty counties for injury and 20th for total crash rate per 10K population and 20th in the top twenty counties for total crashes. The City of Greenwood, which is located within the county, ranked 21st in the top twenty five cities for serious injury crashes for 2010. The Leflore County Sheriff's Department made 79 DUI arrest in 2010 which increased from 58 arrests in 2009. The department worked a total of 87 crashes in 2010 with 2 being fatal and 24 with injuries. The department is requesting continuation funds for one (1) full time DUI Officer; overtime for conducting high visibility DUI enforcement checkpoints and saturation patrols during the national and holiday impaired driving campaigns; fringe; travel; contractual services; commodities; and equipment purchase of one (1) portable breath test and flashlight to be utilized during enhanced DUI enforcement activities.

Budget: \$50,000.00 Federal 154

Project Number: 12-TA-203-1

Project Title: Long Beach DUI Enforcement Program

Project Description: Long Beach is located in Harrison County which is ranked 3rd in the top twenty counties for their injury rate, 5th in injuries per mile on county roads, and 14th for total crash rate per 10K population in 2010. The Long Beach Police Department worked 384 crashes in 2010 which includes 34 injury crashes. The department made 100 DUI arrests in 2010. The continuation of funding to provide resources necessary for the full time DUI officer; part time coordinator; overtime for conducting high visibility DUI enforcement checkpoints and saturation patrols during the national and holiday impaired driving campaigns; fringe; contractual services; and commodities to continue the alcohol enforcement activities throughout 2012 grant period.

Budget: \$50,000 Federal 154

Project Number: 12-TA-220-1

Project Title: Louisville P.D. DUI Enforcement Program

Project Description: The City of Louisville is located in Winston County. Louisville Police Department made 64 DUI arrests in 2010 which increased from 62 in 2009. The department has worked an average of 384 crashes in the last three years. The Louisville Police Department will continue to utilize the funding to conduct high visibility DUI enforcement activities and educational programs within the city. The funding will continue to provide resources necessary for one (1) full time dedicated DUI officer; fringe; contractual services; and commodities for the department's continued implementation of the DUI program for the 2012 grant period.

Budget: \$56,706.00 Federal 154

Project Number: 12-TA-299-1

Project Title: City of Lucedale DUI Enforcement Program

Project Description: Lucedale is located in George County, thirty-four miles west of Mobile, Alabama, thirty-three miles north of Pascagoula, Mississippi, fifty miles east of Hattiesburg, Mississippi. Within the city limits of Lucedale there are four major highways, Highway 98 Bypass, Highway 613, Highway 63, and Highway 26. Highway 63 leads to the Mississippi Gulf Coast, known for its gambling institutions with free alcoholic beverages which are served 24/7, seven days a week. Lucedale is 11 miles from the Alabama state line, 14 miles from the Jackson County line along with fifty miles from Hattiesburg. George County is ranked 10th in the top twenty counties for both fatality rate and injury rate per 10K population for crashes, as well as 16th for injuries per mile of county roads in the state. Lucedale is requesting continuation funding for one (1) full time DUI officer: overtime for conducting high visibility DUI enforcement checkpoints and saturation patrols during the national and holiday impaired driving campaigns; fringe; travel; and commodities. The continued funding will allow the department to continue conducting activities related to the DUI program throughout the 2012 grant year.

Budget: \$54,585.50 Federal 154

Project Number: 12-TA-581-1

Project Title: MADD Youth Program

Project Description: Mothers Against Drunk Drivers will continue to develop their extension of the Office of Highway Safety Youth Program directly attacking the State's growing problem with teenage and young adult alcohol-related fatalities. The Youth Coordinator will form MADD Youth Initiative Chapters such as Youth In Action (High School students) which focus on the causes of alcohol use. UMADD chapters, which are campus-based student organization comprised of college-aged leaders, focus on alcohol related issues across the state such as underage drinking, high-risk drinking, and impaired driving issues. The organization is dedicated to finding solutions for these alcohol related issues. The Youth Coordinator will also plan and coordinate a youth underage drinking summit. Continued funding will be utilized for one (1) full time Coordinator; fringe; travel; contractual services for rent and professional services; commodities; other supplies; and equipment purchase for a laptop computer and projector. The funding will provide resources to continue this program throughout the state during the 2012 grant period.

Budget: \$77,741.19 Federal 154

Project Number: 12-TA-303-1

Project Title: Magee P.D. DUI Enforcement Program

Program Description: The City of Magee is located within Simpson County, which is ranked 13th in the top twenty counties for fatality rate per 10K population for crashes as well as 7th in top twenty five counties for serious injury crashes for 2010. Funding received will be used for overtime to conduct DUI high visibility education and enforcement activities during the national and holiday blitz campaigns; fringe; contractual services; commodities; and equipment purchase of one (1) In-car camera and two (2) portable breath tests which will be utilized in the collection of evidence for the prosecution of DUI offenders and reduce downtime of officers during enforcement activities throughout the 2012 grant period.

Budget: \$18,000.00 Federal 154

Project Number: 12-TA-146-1

Project Title: Marion Co. S.O. DUI Enforcement Program

Project Description: Marion County is located between two counties which prohibit the sale of alcohol. Marion County is ranked 5th in top twenty five counties for serious injury crashes for 2010. The Marion County Sheriff's Department worked 187 crashes in 2010 which included 4 fatal and 65 injury crashes. The department has been very diligent in all aspects of DUI enforcement and educational activities since assigning a full time DUI officer to implement the program. The dedicated DUI officer, along with other deputies, made 261 DUI arrests in 2010. This is a significant increase from the 44 arrests in 2008 and the 162 arrests in 2009. The continued funding will provide the resources needed for the full time DUI officer; overtime for conducting high visibility DUI enforcement checkpoints and saturation patrols during the national and holiday impaired driving campaigns; fringe; and travel necessary for the successful implementation of the program for 2012.

Budget: \$54,625.50 Federal 154

Project Number: 12-TA-300-1

Project Title: McComb P.D. - LEL Troop M Coordinator

Project Description: The Town of McComb is ranked 17th of top twenty five cities for serious injury crashes in 2010. McComb is located in Pike County which is ranked 12th in top twenty counties for injury rate per 10K population, 15th for injuries per mile of county roads and 19th for total crash rate per 10K population in 2010. The McComb Police Department worked a total of 508 crashes in 2010 which included 3 fatal and 121 injury crashes. The department made 51 DUI arrests in 2010 by utilizing section 154 funds received through the Office of Highway Safety. The McComb Police Department has agreed to continue organizing, coordinating and conducting the southern region LEL Networking activities by the newly assigned Troop M LEL coordinator. The continued funding will be used for overtime to conduct DUI enforcement checkpoints and saturation patrol during national impaired driving and holiday campaigns; part time project director salary; fringe; travel; contractual services; and commodities. The continued funding will allow for the continued implementation of the LEL Network Coordination activities which

includes networking with local agencies within the Troop M district, quarterly luncheons and all other networking activities along with the continued implementation of the DUI enforcement project.

Budget: \$37,554.00 Federal 154

Project Number: 12-TA- 307-1

Project Title: Mendenhall DUI Enforcement Program

Project Description: The Town of Mendenhall is located in Simpson County, which is ranked 13th in the top twenty counties for fatality rate per 10K population for crashes as well as 7th in top twenty five counties for serious injury crashes for 2010. There are two major highways intersecting within the city with the primary one being Highway 49, which has an estimated travel volume of 27,010 travelers per day. The Mendenhall Police Department worked 151 crashed in 2010 which included 2 fatal and 29 injury crashes. The dedicated DUI officer, along with other officers, made 104 DUI arrests in 2010, a significant increase over the 61 arrests made in 2008. The continued funding will provide one (1) full time dedicated DUI office; fringe; travel; contractual services; commodities; and equipment purchase for two (2) portable breath tests to be utilized during the enhance high visibility DUI enforcement and educational activities throughout the 2012 grant period.

Budget: \$43,753.07 Federal 154

Project Number: 12-TA-222-1

Project Title: Meridian DUI Enforcement Program – LEL Troop H Coordinator

Project Description: Continued funding for the City of Meridian would provide two (2) full time DUI officers and overtime necessary to run DUI enforcement details on a more frequent basis, such as during national impaired driving campaigns, holidays, weekends, and special events throughout the grant year. Meridian is ranked 14th on the 2010 top twenty five cities for serious injury crashes. Meridian lies within Lauderdale County, which is ranked 3rd in top twenty counties for total crash rate, 5th in injury rate per 10K population as well as 13th for injuries per mile of county roads for 2010 crashes. The Meridian Police Department worked 1718 crashes in 2010 which includes 4 fatal and 71 injury crashes. The department made 320 DUI arrests in 2010 which is less than the 419 arrests made in 2009. It is felt the heightened enforcement and educational activities of the program has contributed to the decrease, causing more drivers to choose designated drivers over driving under the influence of alcohol. Two (2) specialized full time DUI officers will serve to reduce DUI offenses through public information and education within the city along with utilizing overtime funds for high visibility enforcement during national and holiday blitz campaigns. Meridian PD has agreed to continue being the LEL Coordinator for Troop H and to organize, coordinate and conduct regional DUI enforcement activities among agencies within the district through quarterly luncheons and other networking activities.

Budget: \$95,000 Federal 154

Project Number: 12-TA-408-1

Project Title: MHP Sustained HVE Call back/Crackdown DUI Enforcement Program

Project Description: The Department of Public Safety plans to continue to increase the level of DUI enforcement in the state, making the enforcement a major priority in 2012. The requested overtime funds will be used to continue an MHP DUI Task Force using off-duty manpower. This Task Force will be used for special DUI enforcement details in highly traveled areas such as roads leading to and from casino areas. The detail will utilize troopers, city police, county sheriff deputies and county constables to work in a targeted problem area at problem times in each of the nine MHSP districts. Funding for overtime in this grant includes MHP troopers only. Local agencies who participate are paid through separate DUI enforcement grants. Past details of this size and nature have netted large numbers of impaired drivers which are removed from the roadways resulting in untold lives saved as a result.

The "call back" details will start October 1, 2011 and run continuously through September 30, 2012, with special emphasis placed on the national alcohol impaired and holiday blitz campaigns as identified by the state and NHTSA. This added manpower throughout the grant year on the busy highways should assist in reducing the total number of fatal and injury crashes across the state. These details will be in addition to the normal hours worked by the troopers (as approved by the State Personnel Board). These enforcement periods will include checkpoints and/or saturation patrols by the state and local law enforcement agencies in an effort to reduce the number of alcohol-related fatalities in Mississippi.

Budget: \$2,000,038.09 Federal 154

Project Number: 12-TA-149-1

Project Title: Montgomery County DUI Enforcement Program

Project Description: A major contributor to the high number of traffic crashes within Montgomery County is the number of major highways that run through the county. US 82, US 51, I-55, MS highways 407, 413 and 404 are heavily traveled by motorists who both travel at relatively high speeds and/or who are guilty of impaired driving. In addition, the county is home to a dirt race track which attracts many spectators, some of which engage in alcohol consumption during these events. The Montgomery County Sheriff's Department along with the MS Highway Patrol (MHP) worked 101 crashes in 2010 which includes 2 fatal and 34 injury crashes. The DUI officer, along with the department, made only 20 DUI in 2010. However, the Sheriff has recently assigned a new deputy as the dedicated DUI officer and significant progress has been made to the program. The continued funding will allow the department to continue to provide a full time dedicated DUI officer; overtime for conducting enhanced high visibility DUI enforcement during the national and holiday impaired driving blitz campaigns; contractual services; and commodities needed to continue the activities, which is to remove alcohol impaired drivers from the roadways thereby making the roadways safer for all drivers.

Budget: \$50,000.00 Federal 154

Project Number: 12-TA-311-1

Project Title: Morton P.D. DUI Enforcement Program

Project Description: The City of Morton is located in Scott County which is ranked 15th of the top twenty counties for fatality rate per 10K population. The Morton Police Department made 18 DUI arrest and worked 48 crashes which includes 12 injury crashes in 2010. The Morton Police Department will utilize the continued funding for overtime to conduct checkpoints and saturation patrols; fringe; contractual services; and commodities in an effort to increase the number of DUI within the city.

Budget: \$10,586.41 Federal 154

Project Number: 12-TA-150-1

Project Title: Neshoba County DUI Enforcement Program

Project Description: Neshoba County is ranked 10th in top twenty counties for total crashes, 16th for injury rate and 20th for fatal rate per 10K population for 2010 crashes. During the past ten years, Neshoba County has experienced major growth with the opening of new retail and resort businesses located near the Pearl River Casino Resort. The county also contains portions of state highways 15, 16, 19, 21 and 486. The jurisdiction is responsible for 10.6 square miles which make up the City of Philadelphia, approximately three square miles inside the Town of Union, and 60 square miles of land on the Pearl River Indian Reservation of the Mississippi Band of Choctaw Indians (MBCI). An increased amount of traffic, as well as popular tourist attractions, has resulted in increased numbers of both alcohol- related violations and alcohol-related crashes to which the sheriff's department must respond. The department made 95 DUI arrests and worked 81 crashes, which includes 1 fatal and 11 injury crashes for 2010. The continued funding will employ one (1) full-time DUI officer; overtime to conduct coordinated alcohol awareness presentations, DUI roadblocks/checkpoints and other program related activities needed to reduce DUI related behavior within the county; fringe; contractual services; commodities; and equipment purchase for four (4) portable breath tests and one (1) digital camera to be utilized for DUI enforcement duties.

Budget: \$49,787.10 Federal 154

Project Number: 12-TA-224-1

Project Title: New Albany DUI Enforcement Program

Project Description: New Albany has a population of 8, 034 citizens, according to the 2010 U.S. Census, is a "dry" County. However, the city borders Lee and Marshall Counties, which sell alcohol beverages. New Albany is located in Union County which is ranked 9th of the top twenty five counties for serious injury crashes in the state for 2010. The city is experiencing rising problems with impaired drivers due to the sale of alcohol in surrounding counties. The department made 202 DUI arrests in 2010 which is significantly greater than the 135 arrests made in 2009. The department worked 322 crashes in 2010 which includes 72 injury crashes. The Police Department will continue enforcement and educational programs within the community in an effort to continue reducing the number of DUI in our area. The continued funding will continue to provide one (1) full time DUI officer; overtime to conduct enhanced high visibility DUI enforcement during national and holiday impaired driving campaigns; fringe; travel; contractual services; commodities; and equipment purchase for one (1) In-car camera and one (1) laptop

computer to be utilized for record keeping and video evidence collection needed in the prosecution of DUI offenders during the 2012 grant period.

Budget: \$66,020.32 Federal 154

Project Number: 12-TA-151-1

Project Title: Newton County DUI Enforcement Program

Project Description: Newton County was ranked 16th of the top twenty counties for fatalities per VMT on state highways in 2009. The county is currently not in the top twenty for 2010. However, Newton County will continue to implement a DUI enforcement project to maintain the enforcement efforts conducted in the past, in hopes of not returning to the top twenty counties with severe traffic problems in the future. The Sheriff's records indicate approximately 12% of crashes in their jurisdiction involved an impaired driver. The continued funding will provide the department with one (1) DUI officer to work additional manpower hours in order to focus specifically on DUI related incidents. The funding will also be used for equipment purchase of one (1) laptop computer for data collection, and five (5) LED batons for conducting checkpoints during night time enforcement duties.

Budget: \$44,000.00 Federal 154

Project Number: 12-TA-316-1

Project Title: Ocean Springs DUI Enforcement Program

Project Description: The City of Ocean Springs which was once a quaint community is impacted by the coastal casino industry. With the increasing number of DUI arrests and with larger court dockets, the city is in need of continuation funds for DUI overtime. Crash analysis shows Ocean Springs ranks 15^h in the top twenty five cities for serious injury crashes in 2010. The city is located in Jackson County, which ranks 22nd out of top twenty five counties for serious injury crashes; ranks 5th out of top twenty counties for total crash rate per 10K population and 9th for injury rate per 10K population. Continued funding for overtime will be utilized for enhanced high visibility DUI enforcement activities during national and holiday blitz campaigns as well as throughout the year. The continued funding will also cover cost associated with fringe; contractual services; and commodities in order to continue to educate, deter and remove impaired drivers from the roadways.

Budget: \$25,500.00 Federal 154

Project Number: 12-TA-410-1

Project Title: OHS P & A Program

Project Description: The MS OHS P&A will be used to offset costs of direct and indirect expenses attributed to the overall management of the State's Impaired Driving Program. Costs will include salaries and related personnel benefits for technical, administrative, and clerical staff, for the States' Impaired Driving Program. P&A costs include other office expenses, such as travel, equipment, supplies, rent and utility expenses necessary to carry out the functions of the State's Impaired Driving Program.

P & A contractual services, other expenses related to 154 project(s), for continued pursuit of the grant management system will be included with this funding.

Budget: \$300,000.00 Federal 154 P & A

Project Number: 12-TA-410-2

Project Title: OHS Alcohol Countermeasures Coordination & Program Management

Project Description: Through the Alcohol Countermeasures Coordination Project, the OHS will continue to provide statewide coordination of all alcohol traffic safety programs and activities. The Alcohol Program Coordinator is responsible for planning 402 programs, and is assisted by three (3) Alcohol Program Managers. Through the Alcohol Countermeasures Coordination Project, the OHS will continue to provide statewide coordination of all alcohol traffic safety programs and activities. Weaknesses in the state's system are identified through monitoring of programs and contacts by program staff with agencies and persons across the state. Evaluation plans for new projects will be developed and needed data collected by the alcohol program specialist and the alcohol program evaluator. Funding will provide one (1) Coordinator and three (3) Program Managers, commodities, and contractual services.

Budget: \$425,000 Federal 154

Project Number: 12-TA-410-3

Project Title: Sustained DUI Enforcement PAID MEDIA Campaign

Project Description: A comprehensive, sustained paid media campaign in support of the sustained DUI enforcement efforts and the "Drive Sober or Get Pulled Over" campaign have been included in 154 and 410 alcohol funding. These funds will be used for sustained radio and television ads, print, and outdoor space in December 2011, January 2012, February 2012, May 2012, July 4th 2012, and Labor Day 2012. The Mississippi Highway Patrol, along with local agencies statewide, will receive 154 funding to maintain the sustained DUI enforcement statewide and ensure concentration of DUI enforcement during the Labor Day, July 4th, Christmas/New Year's and Super Bowl Sunday. A media contractor will be hired for placement and purchase of all media for the OHS. The "Drive Sober or Get Pulled Over" messages will be approved by NHTSA before airing. The number of holiday alcohol-related fatalities will be used to evaluate the media messaging. The measures that will be used to assess message recognition are as follows: number of television and radio spots, ads and GPAs for paid media, earned media messages for print and television, and alcohol-related fatalities will be used to evaluate the effectiveness of the messaging.

This project will address the following items:

- a. What program/policy the advertising is supporting
- b. How the advertising will be implemented
- c. The amount allocated for paid advertising
- d. The measures that will be used to assess message recognition.

Budget: \$1,000,000.00 Federal 154

Project Number: 12-TA-225-1

Project Title: Oxford DUI Enforcement Program

Project Description: Based on the 2010 census the estimated population of the City of Oxford, Mississippi is 19,000; the population of Lafayette County is 47,351. According to the 2010 census, Lafayette County was one of the counties which had a high increase in population. The City of Oxford has a trade area of eight border counties, including Calhoun, Lafayette, Marshall, Panola, Pontotoc, Tate, Union, and Yalobusha, with a retail trade area of around 200,000 people. The students, staff, and faculty population at the University of Mississippi is approximately 18,000. Oxford is ranked 13th in the top twenty five cities for serious injury crashes in 2010. The Oxford Police Department and the DUI Enforcement Officers made 470 DUI arrests in 2010. Subsequently the city is experiencing significant alcohol-related traffic issues and has developed a DUI comprehensive enforcement and educational plan. The plan includes the employment of two (2) full time DUI officers; overtime to conduct enhanced high visibility DUI enforcement activities during national and holiday blitz campaigns as well as other events such as football games throughout the year; fringe; travel; contractual services; commodities; and equipment purchase for one (1) desktop computer to be utilized by the DUI unit for reporting DUI cases in the continued efforts to remove impaired drivers from the roadways.

Budget: \$122,396.00 Federal 154

Project Number: 12-TA-226-1

Project Title: Pascagoula DUI Enforcement Program

Project Description: The City of Pascagoula lies within Jackson County, which ranks 22nd out of top twenty five counties for serious injury crashes; ranks 5th out of top twenty counties for total crash rate per 10K population and 9th for injury rate per 10K population. The Pascagoula Police Department made 193 DUI arrests in 2010 which is slightly down from 220 in 2009. The department worked 1,334 crashes which consisted of 1 fatal and 255 injury crashes for 2010. The department is requesting continued funding for overtime and fringe which will be utilized to conduct enhanced high visibility DUI enforcement activities during national and holiday blitz campaigns as well as other events throughout the 2012 grant period.

Budget: \$48,728.00 Federal 154

Project Number: 12-TA-155-1

Project Title: Pearl River County DUI Enforcement Program

Project Description: Pearl River County is still experiencing the impact of Hurricane Katrina, especially on the population which has nearly doubled in size. This is due to the influx of people from New Orleans and Slidell, Louisiana, as well as from Hancock County, MS. Pearl River county is ranked 12th in top twenty counties for injuries per mile of county roads for 2010. The Pearl River County Sheriff's Department worked 348 crashes in 2010 which includes 4 fatal and 127 injury crashes. The Sheriff's Department also made 247 in 2010 which is significantly greater than the 131 arrests made 2009. The continued funding for the DUI Enforcement Unit will allow for one (1) full time dedicated DUI officers; fringe; and commodities which will be utilized in all DUI enforcement and educational activities for the 2012 grant period.

Budget: \$102,859.40 Federal 154

Project Number: 12-TA-422-1

Project Title: Pearl River Valley Water Supply District (Ross Barnett Reservoir) DUI Enforcement Program

Project Description: The Pearl River Reservoir Patrol engages in patrolling over 100 miles of shoreline, over 90 miles of highway and county roads, the Natchez Trace Parkway and five county jurisdictions. The Jackson Metro area (within 15 miles of the Reservoir) is home to several colleges and universities. The students from these educational institutions will often recreate along the Pearl River and the Reservoir, thus resulting in a major influx of drivers some who are under the influence of alcohol. The area also has an abundance of bars and restaurants which serve alcohol. These establishments have "resort status" which allows them to stay open later than other bars in the neighboring cities. The Reservoir patrol made 34 DUI arrest in 2010 and worked 117 crashes which included 29 injury crashes. Due to the district not favoring checkpoints/roadblocks in the area along with requiring prior approval by the board before conducting such activities, the project has since been revised to better meet the needs of the program. The program now receives funding for one (1) full time dedicated DUI officer verses overtime for HVE checkpoints. The funding also provides fringe and commodities associated with the full time officer and other activities relevant to the success of the program. The dedicated officer will be charged with implementing all educational and enhanced high visibility enforcement activities for the 2012 DUI program in an effort to continue to remove impaired drivers from the roadways.

Budget: \$42,000.00 Federal 154

Project Number: 12-TA-228-1

Project Title: Philadelphia DUI Enforcement Program

Project Description: The City of Philadelphia is a "wet-for-beer" municipality located in a "dry" county. However, the 30,000-acre Pearl River Reservation of the Mississippi Band of Choctaw Indians, located just west of the city along Highway 16, is "wet". During late July and early August, traffic increases for the City of Philadelphia due to the Choctaw Indian Fair and the Neshoba County Fair, commonly known as "Mississippi's Biggest House Party". In addition, the city sees tremendous traffic from the casinos, hotels and water parks at the Pearl River Resort. The City of Philadelphia is located within Neshoba County, which is ranked 10th in top twenty counties for total crashes, 16th for injury rate and 20th for fatal rate per 10K population for 2010 crashes. The DUI officer for the Philadelphia P.D. received top award for DUI arrests in 2009 and 2010 at "The 100 Club" award banquet sponsored by the Office of Highway Safety. The department worked 517 crashes in 2010 which includes 69 injury crashes. The department made 282 DUI arrests in 2010 as well. The continued funding will be used to pay the salary for one (1) full time DUI officer; overtime for DUI high visibility enforcement during the national and holiday impaired driving campaigns as well as other events as listed above; fringe; travel; contractual services; and commodities. The continued funding will allow the department

to continue conducting DUI enforcement and public information activities throughout the 2012 grant period in an effort to make the roadways safe for all drivers.

Budget: \$42,208.76 Federal 154

Project Number: 12-TA-229-1

Project Title: Picayune P.D. DUI Enforcement Program

Project Description: The City of Picayune is located in Pearl River County which is ranked 12th in top twenty counties for injuries per mile of county roads for 2010. The department along with the dedicated DUI officers, made 315 DUI arrests in 2010. The department worked 478 crashes which included 1 fatal and 108 injury crashes. The continued funding for this project will provide two (2) full time DUI officers; one (1) part time Coordinator; overtime to be utilized for DUI high visibility enforcement during the national and holiday impaired driving campaigns as well as other special events; travel; contractual services; commodities; and equipment purchase for one (1) In-car camera to be used in evidence collection and later used in the prosecution of DUI offenders.

Budget: \$102,776.84 Federal 154

Project Number: 12-TA-323-1

Project Title: Plantersville P.D.

Project Description: The City of Plantersville, located in Itawamba County near the City of Tupelo, will be a newly funded project for FY12. The City of Tupelo is ranked 7th in the top twenty five cities for serious injury crashes. The Plantersville Police Department, with the new Chief's directive, will utilize the awarded funding for overtime to conduct DUI high visibility DUI enforcement during the six (6) specified national and holiday impaired driving blitz campaigns as specified by OHS and NHTSA.

Budget: \$6,000.00 Federal 154

Project Number: 12-TA-158-1

Project Title: Pontotoc County DUI Enforcement Program

Project Description: Although Pontotoc County is a dry county, the illegal sale and consumption of alcohol remains a major problem. Geographically, the county is located on an industrial and major transportation corridor between Birmingham and Memphis and will soon undergo major population growth due to the establishment of a new Toyota plant. Pontotoc County ranks within the top twenty-five counties in alcohol-related fatality rates. Proposed funding is needed to continue DUI enforcement with one (1) full time DUI officer; overtime to be utilized for DUI high visibility enforcement during the national and holiday impaired driving campaigns as well as other special events; fringe; travel; contractual services; commodities; and equipment purchase of four (4) portable breath tests which will be utilized for DUI enforcement activities.

Budget: \$50,258.81 Federal 154

Project Number: 12-TA-324-1

Project Title: Pontotoc DUI Enforcement Project – LEL Troop F Coordinator

Project Description: There are seven major highways that intersect within the corporate limits of the City of Pontotoc which is the principal municipality in Pontotoc County. These thoroughfares, as well as the city streets pose a danger to the public, because of traffic offenses such as speeding, DUI, and other traffic related problems that cause traffic crashes. The Pontotoc P.D. has agreed to continue to be the LEL Coordinator for Troop F Northern region and remain responsible for organizing, coordinating and conducting regional DUI enforcement activities among agencies through networking and quarterly LEL meetings with the local agencies within the district. The city is requesting continued funding for one (1) DUI officer; overtime to be utilized for DUI high visibility enforcement during the national and holiday impaired driving campaigns as well as other special events; fringe; travel; contractual services; commodities; and equipment purchase of two (2) portable breath tests which will be utilized during DUI enforcement activities throughout the 2012 grant period.

Budget: \$65,815.16 Federal 154

Project Number: 12-TA-325-1

Project Title: Poplarville DUI Enforcement Program

Project Description: Poplarville is located in Pearl River County, which is ranked 12th in top twenty counties for injuries per mile of county roads for 2010. Pearl River County as well as the City of Poplarville are both "dry", meaning no alcohol is served or sold within either jurisdictions. However, surrounding municipalities do participate in the sale of alcohol which can pose problems for impaired driving within the City of Poplarville. The Poplarville Police Department made 28 DUI arrests in 2010 which is down from 45 in 2009. The department worked 129 crashes in the same year which included 4 injury crashes. The Poplarville Police Department will utilize the continued funding to strengthen the DUI enforcement activities through one (1) full time dedicated DUI officer; one (1) part time coordinator who will assist with coordination, implementing and reporting project activities; fringe; travel; contractual services; and commodities.

Budget: \$51,880.17 Federal 154

Project Number: 12-TA-775-1

Project Title: Puckett P.D. DUI Enforcement Program

Project Description: The jurisdiction of the Town of Puckett is located approximately 25 miles southeast of the City of Brandon, 10 miles northeast of City of Mendenhall and 15 miles north of the City of Raleigh. The Town of Puckett rests in the corner of Rankin, Smith and Simpson counties. Puckett has the only establishment in this lower section of the county that sells beer. The Town of Puckett contains three (3) major state highways. These highways include Hwy 18, Hwy 13 and Hwy 43. According to Puckett P.D. records, the following describes the arrest/citation records for DUI Violations: Jan thru Dec 2009 - 7 DUI Arrest; Jan thru Dec 2010 - 17 DUI Arrests. The Puckett Police Dept currently has no dedicated unit or personnel for DUI enforcement. This department intends to use the grant funds from the OHS/NHTSA to fund overtime for DUI enforcement with the goal of doubling the amount of DUI arrest in the previous years. The funding received will be utilized for overtime to conduct high visibility enforcement during national and holiday

impaired driving blitz campaigns throughout the grant year. The purchase of commodities will be utilized in the departments public information and educational campaigns related to the dangers of drinking and driving.

Budget: \$7,500.00 Federal 154

Project Number: 12-TA-161-1

Project Title: Rankin Co. S.O. DUI Enforcement Program

Project Description: Rankin County is ranked 10th in the top twenty counties for injuries per mile of county roads and 11th in total crash rate per 10K population in 2010. The Rankin County Sheriff's Department made 239 DUI arrests in 2010 with an average of 184 per year over the last three (3) years. The Sheriff's Department worked a total of 418 crashes which included 3 fatal and 140 injury crashes. The continued funding received from the OHS will continue to provide two (2) full time DUI officers; overtime to be utilized for DUI high visibility enforcement during the national and holiday impaired driving campaigns as well as other special events; fringe; travel; contractual services; and commodities.

Budget: \$110,000.00 Federal 154

Project Number: 12-TA-230-1

Project Title: Ridgeland DUI Enforcement Program (High Visibility)

Project Description: During 2010 the Ridgeland Police Department made 201 DUI arrests with 126 of those made by the DUI Officer in 2010. The City of Ridgeland reports 1074 vehicle crashes in 2010, which is an increase of 203 from 2009 crashes with 3% being alcohol related. Ridgeland had 32 impaired driver crashes in 2010. The City of Ridgeland is located within Madison County, which is ranked 12th in the top twenty counties for total crash rate per 10K population and 19th for injuries per mile of county roads in 2010. The continued funding will allow the for continuation of two (2) dedicated DUI officers; overtime to be utilized for DUI high visibility enforcement during the national and holiday impaired driving campaigns, as well as other special events; fringe; and travel to conduct all aspects of the DUI project throughout the 2012 grant period.

Budget: \$82,000.00 Federal 154

Project Number: 12-TA-881-1

Project Title: Sherman DUI Enforcement Program

Project Description: The construction of the Toyota plant located a few miles west of the Town of Sherman will greatly increase its traffic flow. The town's corporate limits include parts of Pontotoc, Union and Lee counties. Union county is ranked 9th of top twenty five counties for serious injury crashes in 2010. Lee county is ranked 8th of top twenty counties for injuries per mile of county roads; 15th for injury rate per 10K population; and 16th for total crash rate per 10K population in 2010. Two out of three counties are dry while one is wet. This poses great concern for the town which is wet. The Sherman Police Department made 33 DUI arrests in 2010. The continued funding will allow the continuation of overtime to be utilized for DUI high visibility enforcement during the national and holiday impaired driving campaigns as well as other special events; and

equipment purchase for two (2) portable breath tests, a baton light and spike strips which will be used during DUI enforcement activities.

Budget: \$16,870.00 Federal 154

Project Number: 12-TA-164-1

Project Title: Simpson County DUI Enforcement Program

Project Description: The Simpson Co. S.O. needs to continue to implement its DUI Unit in order to adequately respond to impaired driving issues that occur within the county. Of the four (4) municipalities located within the 591 square miles of the county, only two have their own Police Departments. Further, alcohol impaired driving is a contributing factor in a significant number of crashes within the county. Highway 49 runs through the county with high traffic flow from Memphis/Jackson to the Gulf Coast. Simpson County is ranked 13th in the top twenty counties for fatality rate per 10K population for crashes as well as 7th in top twenty five counties for serious injury crashes for 2010. The department made 402 DUI arrests in 2010. The department also worked 63 crashes which includes 1 fatal and 38 injury crashes with 5 of the injury crashes being alcohol related crashes in 2010. The continued funding for the DUI project will continue to fund two (2) full time dedicated DUI officers; overtime to be utilized for DUI high visibility enforcement during the national and holiday impaired driving campaigns as well as other special events; fringe; travel; contractual services; commodities; and equipment purchase for four (4) portable breath tests, laptop computer, and two (2) alcohol sensor flashlights all in which will be used to conduct DUI enforcement activities during the 2012 grant period.

Budget: \$110,000.00 Federal 154

Project Number: 12-TA-231-1

Project Title: Starkville DUI Enforcement Program – LEL Troop G Coordinator

Project Description: According to the 2010 top twenty five cities, Starkville ranks 24th for serious injury crashes in the state. Starkville is home to Mississippi State University. During the school year, the city is host to thousands of visitors for various reasons including college sporting events, concerts, festivals and business events. A large portion of these events, along with local bars, involve large consumptions of alcohol by those attending these events/establishments. The Police Department made 443 DUI arrests in 2010 in our fight against alcohol impaired driving. The department worked 863 crashes in the same year which included 1 fatal and 42 injury crashes. The department has agreed to continue to be the LEL Coordinator for Troop G district and continue to be responsible for organizing, coordinating and conducting regional DUI enforcement activities among agencies through networking and quarterly LEL meetings. The LEL coordinator will continue to strive in making positive contacts with all the local agencies within the district through networking activities throughout the 2012 grant period. The continued funding will provide funding for two (2) full time dedicated DUI officers; overtime to be utilized for DUI high visibility enforcement during the national and holiday impaired driving campaigns as well as other special events; fringe; travel; contractual services; commodities; and equipment purchase for eight (8) portable breath tests and one (1) message board upon approval by NHTSA, which will be utilized during enhanced HVE activities.

Budget: \$138,000.00 Federal 154

Project Number: 12-TA-166-1

Project Title: Stone County DUI Enforcement Program

Project Description: Characteristics that define Stone County as high risk for drivers under the influence include: gaming industry in adjoining county to the south; a major highway (49) that serves as a pass-through transportation artery from Memphis/Jackson to the MS Gulf Coast area; a large influx of construction, and a college community. Stone County is ranked 8th of the top twenty five counties for serious injury crashes as well as 17th of the top twenty counties for injury crashes per mile of county roads in 2010. Stone County worked 596 crashes in 2010 which included 5 fatal and 298 injury crashes, 2 of the fatal and 22 of the injury crashes were alcohol related. Stone County made 185 DUI arrests in 2010 in an effort to reduce the numbers listed above related to vehicle crashes within the same year. Stone County would like continued funding for two (2) full time dedicated DUI officers; overtime to be utilized for DUI high visibility enforcement during the national and holiday impaired driving campaigns as well as other special events; fringe; travel; contractual services; commodities; and equipment purchase for one (1) portable breath tests all of which will be utilized to further enhance the success of the DUI enforcement program for 2012.

Budget: \$93,933.00 Federal 154

Project Number: 12-TA-708-1

Project Title: S.T.O.R.M.

Project Description: It is the goal of all law enforcement agencies to reduce fatal and injury crashes on all roadway systems across the state through enforcement in an efforts to make them safer for everyone. Training officers in proper DUI Enforcement techniques and adding to their arsenal of resources through additional training will aid in reducing the number of crashes and ultimately assist in meeting this goal. S.T.O.R.M., an acronym for Sobriety Trained Officers Representing Mississippi, is a 501 (c) (3) organization dedicated to the networking and semi-annual training of all DUI (Driving Under the Influence) Enforcement Officers within the state of Mississippi. The organization currently has approximately 1400 members statewide comprised of municipal, county, state and federal law enforcement officers as well as other members in various fields of roadway safety. This grant is being requested to fund a training program during our fall and spring conferences implemented during the week of November 15-17, 2011 and May 1-3, 2012. The continued funding for this program will assist S.T.O.R.M., and the DUI officer association, in logistics for two (2) annual conferences which will include speaker fees, travel expenses for the speakers such as hotel, meals, transportation, etc., commodities, banquet meal for both conferences, and other related expenses during the 2012 grant period. **Budget: \$20,000.00 Federal 154**

Project Number: 12-TA-172-1

Project Title: Tunica County DUI Enforcement Program

Project Description: Tunica County ranks number 1 in the top twenty counties for injury rate per 10K population; 2nd for injuries per mile of county roads; 15th for total crash rate per 10K population; and 19th for fatality rate per 10K population in 2010 as well as 2nd in the top twenty five counties for serious injury crashes in the state. Tunica houses the largest casino resort between Las Vegas and Atlantic City. Tunica County is also a fast growing entertainment destination with more headline entertainment than anywhere else in mid-America. The Tunica County Sheriff's Department worked 205 crashes in 2010 which included 3 fatal and 80 injury crashes. The department, along with the DUI program, made 350 during this same year in an effort to reduce the number of fatal and injury crashes in the county. The continued funding will fund the agency's two (2) full time dedicated DUI officers; overtime to be utilized for DUI high visibility enforcement during the national and holiday impaired driving campaigns as well as other special events; fringe; travel; contractual services; commodities; and equipment purchase for two (2) alcohol sensor flashlights which will allow the department to continued in the implementation of the DUI project throughout the 2012 grant period.

Budget: \$80,286.00 Federal 154

Project Number: 12-TA-232-1

Project Title: Tupelo P.D. DUI Enforcement Program

Project Description: The City of Tupelo is ranked 7th of the top twenty five cities for serious injury crashes in the state in 2010. Tupelo is located in Lee County which is ranked 8th of top twenty counties for injuries per mile of county roads; 15th for injury rate per 10K population; and 16th for total crash rate per 10K population in 2010. The Tupelo Police Department made 213 DUI arrests in 2010 and worked 1,522 crashes which includes 3 fatal and 358 injury crashes during the same year. The Police Department will use the continued funding for the DUI project to fund overtime which will be utilized for DUI high visibility enforcement during the national and holiday impaired driving campaigns as well as other special events in an effort to reduce the number of crashes more especially alcohol related crashes with the city.

Budget: \$14,968.37 Federal 154

Project Number: 12-TA-412-2

Project Title: USM Public Awareness Campaign Against Impaired Driving

Project Description: The State of Mississippi plans to address the 21-34 year old working population relevant to drinking and driving by implementing a drunk driving public relations program designed to offer businesses the opportunity to educate their employees about the dangers of drinking and driving. Extensive efforts are being made to get relevant materials distributed and to utilize media across the state to get the message out to individuals of various work capacities about the ills of impaired driving. The Alcohol Program Managers will participate in training and engage in technical assistance on organizational development, public relations, product development and other components of the program in order to formulate a specific strategic business and marketing plan.

Budget: \$250,000 154 Federal

Project Number: 12-TA-357-1

Project Title: Wiggins DUI Enforcement Program

Project Description: A major factor that defines the City of Wiggins as being high risk for driving under the influence behavior includes the gaming industry in an adjoining county which encourages alcohol consumption 24/7. The P.D. plans to deal with this problem by involving several other law enforcement agencies in regular sobriety checkpoints in an effort to remove the impaired drivers from the roadways through high visibility DUI enforcement activities and public education. The Wiggins Police Department made 138 DUI arrests in 2010. The department worked 238 crashes which included 1 fatal and 31 injury crashes in the same year. The continued funding would allow the department to continue in the implementation of the DUI project which funds one (1) full time dedicated DUI officer; overtime which will be utilized for DUI high visibility enforcement during the national and holiday impaired driving campaigns as well as other special events; fringe; travel; commodities; and contractual services.

Budget: \$44,386.47 Federal 154

Project Number: 12-TA-358-1

Project Title: Winona DUI Enforcement Program

Project Description: A need to continue its DUI Unit has prompted the City of Winona to reapply for federal funding. The city is experiencing an increase in alcohol-related crashes and impaired driving violations. The city is located in Montgomery County which is ranked 5th in the top twenty counties for fatality rate per 10K population in 2010. The Police Department, along with the dedicated DUI officer, made 89 DUI arrests in 2010. The continuation of federal funding for the agency's DUI unit will allow for the continued funding of one (1) full time dedicated DUI officer; overtime which will be utilized for DUI high visibility enforcement during the national and holiday impaired driving campaigns as well as other special events; fringe; contractual services; and commodities.

Budget: \$46,713.00 Federal 154

Project Number: 12-TA-180-1

Project Title: Winston County DUI Enforcement Program

Project Description: Winston County made 49 DUI arrests in 2010 and worked 62 crashes which included 20 injury crashes during the same year. The Winston County Sheriff's Department has experienced an increase in traffic due to roadways being traveled to and from the Pearl River Casino Resort in adjacent Neshoba County. The casino is known to serve alcoholic beverages to its patrons 24/7 which significantly increases the risk for potential impaired drivers on the roadways. Continued funding will be utilized to employ one (1) full time DUI Officer; fringe; contractual services; and commodities necessary for the continued implementation of the enhanced DUI enforcement and public information activities during the 2012 grant period.

Budget: \$40,000.00 Federal 154

Project Number: 12-TA-181-1

Project Title: Yalobusha County DUI Enforcement Program

Project Description: Yalobusha County is located between Enid and Grenada Reservoir with two county seats, Water Valley and Coffeerville. Yalobusha County is experiencing an increase in impaired driving due to the county being voted "wet" and two recreational areas. Yalobusha County is ranked 14th in the top twenty counties for fatality rate per 10K population in 2010. The department worked 91 crashes which included 5 fatal and 33 injury crashes in 2010. The department made 9 DUI arrests in 2010. Yalobusha will work closely with the MS Hwy Patrol to combat DUI activities within the county along with other local agencies. The full time DUI officer has attended all training through the LEL office related to alcohol impaired driving including the Law Enforcement and Prosecutors conference in April 2010. The officer is dedicated in removing impaired drivers from the roadways in Yalobusha County. The continued funding will provide funding for one (1) full time dedicated DUI officer; overtime which will be utilized for DUI high visibility enforcement during the national and holiday impaired driving campaigns as well as other special events; fringe; travel; contractual services; commodities; and equipment purchase for two (2) portable breath tests and one (1) In-car camera which will be utilized for the required activities in the implementation of the DUI project for 2012.

Budget: \$49,647.00 Federal 154

Project Number: 12-TA-182-1

Project Title: Yazoo County DUI Enforcement Program

Project Description: Yazoo County contains several major traffic arteries, including: Interstate 55, Hwy 51, Hwy 49, and Hwy 3. Also included are several major local roadways, such as: Hwy 432, Hwy 433, and Hwy 149. Yazoo County is a "wet" county, making liquor, beer, and wine readily available. The Yazoo County Sheriff's Department made 89 DUI arrests and worked 116 crashes which included 2 fatal crashes during the same year. The continued funding will allow the continuation of the DUI project which consists of one (1) Full Time DUI Officer; fringe; travel; contractual services; and commodities to conduct enhanced high visibility DUI enforcement and public information activities during the 2012 grant period.

Budget: \$40,000.00 Federal 154

Program Area Cost Summary (See HS 217)

Planning and Administration:

Planning and Administration for 154 funds are 10%.

Paid Media: \$1,000,000.00

Equipment over \$5,000: Starkville Police Department - Message Board - a separate request for approval will be submitted to the Regional Administrator.

**HE 154:
SECTION 154 FY 2012 Hazard Elimination Funds**

Sub-grantee	Project Title/Description	Federal	Match	154 to Local
1. MS Dept. of Transportation 12-HE-417-5	Hazard Elimination Project Traffic Records	\$4,650,898.00	-0-	-0-
Total		\$4,650,898.00	-0-	-0-

40% of total 154 funds received

**154 Alcohol Projects
2012 SECTION 154 ALCOHOL FUNDS**

Sub-grantee	Project Title	Federal	Match	154 to Local
1. Bay St. Louis P.D. 12-TA-202-1	DUI Enforcement Project Personnel: Overtime; Fringe; Commodities; Contractual Services; Equipment: 2 PBTs	\$15,000.00	-0-	\$15,000.00
2. Carroll Co. S.O. 12-TA-108-1	DUI Enforcement Project Personnel: 1 Full Time Officer and overtime; Fringe; Travel; Contractual Services; Commodities;	\$50,500.00	-0-	\$50,500.43
3. Carthage P.D. 12-TA-255-1	DUI Enforcement Project Personnel: 1 Full Time Officers and overtime; Fringe; Travel, Commodities; Contractual & Equipment: In-car camera	\$54,220.80	-0-	\$54,220.80
4. Collins P.D. 12-TA-261-1	DUI Enforcement Project Personnel: Overtime; Fringe; Commodities; and Equipment: 4 PBTs	\$27,164.00	-0-	\$27,164.00
5. Columbia P.D. 12-TA-262-1 LEL Project	DUI Enforcement Project <i>LEL Coordinator-Troop J</i> Personnel: 2 Full Time DUI Officers; Fringe; Commodities	\$104,000.00	-0-	\$104,000.00
6. Covington Co. S.O. 12-TA-116-1	DUI Enforcement Project Personnel: 1 Full Time DUI Officer and overtime; Fringe; Travel; Contractual Services; Commodities; and Equipment: 2 PBTs & 4 Spike Strips	\$46,271.72	-0-	\$46,271.72
7. D'Iberville P.D. 12-TA-269-1	DUI Enforcement Project Personnel: 2 Full Time DUI Officers and overtime; Fringe;	\$90,318.90	-0-	\$90,813.90

Sub-grantee	Project Title	Federal	Match	154 to Local
8. Desoto Co. S.O. 12-TA-117-1	DUI Enforcement Project Personnel: 3 Full Time DUI Officers and Overtime; Fringe; Travel; Contractual Serv.; Commodities; Equipment: 3 Laptop, 3 printers	\$165,063.00	-0-	\$165,063.00
9. Florence P.D. 12-TA-277-1	DUI Enforcement Project Personnel: 1 Full Time DUI Officer and Overtime; Fringe; Travel; Commodities; and Contractual Services	\$46,637.00	-0-	\$46,637.00
10. Forrest Co. D.A. 12-TA-118-2	Prosecution of Felony DUI Personnel: 75% salary ADA; 75% Fringe; Travel; Commodities; Contractual Serv.	\$88,053.91	-0-	\$88,053.91
11. Greenwood P.D. 12-TA-213-1	DUI Enforcement Project <i>LEL Coordinator-Troop D</i> Personnel: 1 Full Time DUI Officer and Overtime; Fringe; Travel; Contractual Services, Commodities; and Equipment:2 PBTs & Flare Kit	\$67,599.00	-0-	\$67,599.00
12. Grenada P.D. 12-TA-284-1	DUI Enforcement Project Personnel: 1 Full Time DUI Officer and Overtime; Fringe; Travel; commodities; & Equipment: Golight stryker & digital camera	\$50,703.53	-0-	\$50,703.53
13. Gulfport P.D. 12-TA-214-1 LEL Project	DUI Enforcement Project <i>LEL Coordinator-Troop K</i> Personnel: 2 Full Time DUI Officers and Overtime; Fringe; Travel; Commodities; Contractual Services	\$187,925.53	-0-	\$187,925.53
14. Guntown P.D. 12-TA-386-1	DUI Enforcement Project Personnel: Overtime; Fringe; Travel; Contractual Serv.; Commodities; Equipment: 1 In-Car Camera and 2 PBTs	\$14,528.00	-0-	\$14,528.00
15. Hancock Co. S.O. 12-TA-123-1	DUI Enforcement Project Personnel: 2 Full Time DUI Officer; Overtime; and Fringe; Travel	\$99,859.03	-0-	\$99,859.03
16. Harrison Co. S.O. 12-TA-124-1	DUI Enforcement Project Personnel: 4 Full Time DUI Officer and Overtime; and Fringe	\$201,942.42	-0-	\$201,942.42
17. Hernando P.D. 12-TA-286-1	DUI Enforcement Project Personnel: 1 Full Time DUI Officers & Overtime; Equipment: 2 PBTs	\$45,000.00	-0-	\$45,000.00

Sub-grantee	Project Title	Federal	Match	154 to Local
18. Hinds Co. S.O. 12-TA-125-1	DUI Enforcement Project <i>LEL Coordinator-Troop C</i> Personnel: 3 Full Time DUI Officer, 1 Part Time Coordinator, and Overtime; Fringe; Travel; Contractual Services; Commodities; and Equipment: Laptop Computer	\$193,000.00	-0-	\$193,000.00
19. Horn Lake P.D. 12-TA-218-1	DUI Enforcement Project <i>LEL Coordinator-Troop E</i> Personnel: 2 Full Time DUI Officer, and Overtime; Fringe; Travel; Contractual Services Commodities; Equipment: 2 laptops and 2 flare kits	\$137,043.00	-0-	\$137,043.00
20. Indianola P.D. 12-TA-288-1	DUI Enforcement Project Personnel: 1 Full Time DUI Officer & Overtime; Fringe; Travel; Commodities; Contractual Services and Equipment: 1 In-car camera	\$55,168.24	-0-	\$55,168.24
21. Jackson Co. S.O. 12-TA-130-1	DUI Enforcement Project Personnel: Overtime; Fringe; Contractual Services; and Commodities	\$34,055.00	-0-	\$34,055.00
22. Lamar Co. S.O. 12-TA-137-1	DUI Enforcement Project Personnel: 2 Full Time DUI Officer, Part Time Grant Administrator, and Overtime; Fringe; and Travel; Equipment- In-car camera & 2 PBTs	\$103,182.84	-0-	\$103,182.84
23. Lauderdale Co. S.O. 12-TA-138-1	DUI Enforcement Project Personnel: 2 Full Time DUI Officer and Overtime; Fringe; Travel; Contractual Services; Commodities	\$100,000.00	-0-	\$100,000.00
24. Leake Co. S.O. 12-TA-140-1	DUI Enforcement Project Personnel: Overtime Fringe; Travel; Contractual Services; and Commodities	\$15,483.98	-0-	\$15,483.98
25. Leflore Co. S.O. 12-TA-142-1	DUI Enforcement Project Personnel: 1 Full Time DUI Officer and Overtime; Fringe; Travel; Commodities; Contractual Services and Equipment: 1 PBT and Flashlight	\$50,000.00	-0-	\$50,000.00
26. Long Beach P.D. 12-TA-203-1	DUI Enforcement Project Personnel: 1 Full Time DUI Officer; Part Time Coordinator; Overtime; Fringe; Contractual Services and Commodities	\$50,000.00	-0-	\$50,000.00
27. Louisville P.D. 12-TA-220-1	DUI Enforcement Project Personnel: 1 Full Time DUI Officer; Fringe; Commodities and Contractual Services	\$56,706.00	-0-	\$56,706.10

Sub-grantee	Project Title	Federal	Match	154 to Local
28. Lucedale P.D. 12-TA-299-1	DUI Enforcement Project – 1 Full Time DUI Officer; Fringe; Travel; Commodities	\$54,585.50	-0-	\$54,585.50
29. Magee P.D. 12-TA-303-1	DUI Enforcement Project Personnel: Overtime & Fringe; Commodities; Contractual Services; Equipment: In-car camera & 2 PBTs	\$18,000.00	-0-	\$18,000.00
30. M.A.D.D. 12-TA-581-1	Youth Projects Grant Personnel: 1 Youth Coordinator; Fringe; Travel; Commodities: Other supplies; Contractual Services: Rent, Professional ; & Equipment: laptop & projector	\$77,741.19	-0-	-0-
31. Marion Co. S.O. 12-TA-146-1	DUI Enforcement Project Personnel: 1 Full Time DUI Officer and Overtime; Fringe; Travel	\$54,625.50	-0-	\$54,625.50
32. McComb P.D. 12-TA-300-1 LEL Project	DUI Enforcement Project <i>LEL Coordinator-Troop M</i> Personnel: Overtime and Part Time Project Coordinator; Fringe; Travel; Contractual Services; and Commodities	\$37,554.00	-0-	\$37,544.00
33. Mendenhall P.D. 12-TA-307-1	DUI Enforcement Project Personnel: 1 Full Time DUI Officer; Fringe; Travel; Commodities; Contractual Services; Equipment: 2 Portable Intoxilyzers	\$43,753.07	-0-	\$43,753.07
34. Meridian P.D. 12-TA-222-1	DUI Enforcement Project <i>LEL Coordinator-Troop H</i> Personnel: 2 Full Time DUI Officer and Overtime; Fringe; Travel; Contractual Services; and Commodities	\$95,000.00	-0-	\$95,000.00
35. MS Highway Patrol 12-TA-408-1	DUI Enforcement Call Back/Crackdown Projects Personnel: Overtime; Fringe; Travel; Contractual Services and Commodities	\$2,000,038.09	-0-	-0-
36. Montgomery Co. S.O. 12-TA-149-1	DUI Enforcement Project Personnel: 1 Full Time DUI Officer; Overtime; Fringe; Commodities; and Contractual Services	\$50,000.00	-0-	\$50,000.00
37. Morton P.D. 12-TA-311-1	DUI Enforcement Project Personnel: Overtime; Fringe; Commodities; and Contractual Services	\$10,586.41	-0-	\$10,586.41
38. Neshoba Co. S.O. 12-TA-150-1	DUI Enforcement Project Personnel: 1 Full Time DUI Officer and Overtime; Fringe; Contractual Services; Commodities; and Equipment: 4 PBTs & Digital Camera	\$49,787.10	-0-	\$49,787.10

Sub-grantee	Project Title	Federal	Match	154 to Local
39. New Albany P.D. 12-TA-224-1	DUI Enforcement Project Personnel: 1 Full Time DUI Officer and Overtime; Fringe; Travel; Commodities; and Equipment: In-Car Camera & Laptop	\$66,020.32	-0-	\$66,020.32
40. Newton Co. S.O. 12-TA-151-1	DUI Enforcement Project Personnel: 1 Full Time DUI Officer and overtime; Fringe; Commodities; and Equipment: 1 Laptop and 5 LED Batons	\$44,000.00		\$44,000.00
41. Ocean Springs P.D. 12-TA-316-1	DUI Enforcement Project Personnel: Overtime; Fringe; Commodities; Contractual Services	\$25,500.00	-0-	\$25,500.00
42. Office of Hwy Safety 12-TA-410-1	P & A Contractual Services; Other expenses	\$300,000.00	-0-	-0-
43. Office of Hwy Safety 12-TA-410-2	Impaired Driving Project Management Program Coordinator; 3 Program Managers; Commodities; Contractual Services; Travel	\$400,000.00	-0-	-0-
44. Office of Hwy Safety 12-TA-410-3	Drive Sober or Get Pulled Over Paid Media; Media Contractor	\$1,000,000.00	-0-	\$1,000,000.00
45. Oxford P.D. 12-TA-225-1	DUI Enforcement Project Personnel: 2 Full Time DUI Officer and Overtime; Fringe; Travel; Contractual Services; Commodities; Equipment: Desktop computer	\$122,396.00	-0-	\$122,396.00
46. Pascagoula P.D. 12-TA-226-1	DUI Enforcement Project Personnel: Overtime; and Fringe	\$48,728.00	-0-	\$48,728.00
47. Pearl River Co. S.O. 12-TA-155-1	DUI Enforcement Project Personnel: 2 Full Time DUI Officer and Overtime; Fringe; Travel	\$102,859.40	-0-	\$102,859.40
48. Pearl River Valley Water Supply District (Reservoir Patrol) 12-TA-422-1	DUI Enforcement Project Personnel: 1 Full Time DUI Officer; Fringe; and Commodities	\$42,000.00	-0-	\$42,000.00
49. Philadelphia P.D. 12-TA-228-1	DUI Enforcement Project Personnel: 1 Full Time DUI Officer; Fringe; Travel; Contractual Services; and Commodities	\$42,208.76	-0-	\$42,208.76
50. Picayune P.D. 12-TA-229-1	DUI Enforcement Project Personnel: 2 Full Time DUI Officer, 1 Part Time Coordinator, and Overtime; Fringe; Travel; Commodities; Contractual Services and Equipment: In-car Camera	\$102,776.84	-0-	\$102,776.84

Sub-grantee	Project Title	Federal	Match	154 to Local
51. Plantersville P.D. 12-TA-323-1	DUI Enforcement Project Personnel: Overtime & Fringe	\$6,000.00	-0-	\$6,000.00
52. Pontotoc Co. S.O. 12-TA-158-1	DUI Enforcement Project Personnel: 1 Full Time DUI Officer and Overtime; Fringe; Travel; Contractual Services; Commodities; and Equipment: 4 PBTs	\$50,258.81	-0-	\$50,258.81
53. Pontotoc P.D. 12-TA-324-1	DUI Enforcement Project <i>LEL Coordinator-Troop F</i> Personnel: 1 Full Time DUI Officer and Overtime; Fringe; Travel; Contractual Services; Commodities and Equipment: 2 PBTs	\$65,815.16	-0-	\$65,815.16
54. Poplarville P.D. 12-TA-325-1	DUI Enforcement Project Personnel: 1 Full Time DUI Officer and 1 Part Time Coordinator; Fringe; Travel; Contractual Services; and Commodities	\$51,880.17	-0-	\$51,880.17
55. Puckett P.D. 12-TA-775-1	DUI Enforcement Project Personnel: Overtime; Commodities	\$7,500.00	-0-	\$7,500.00
56. Rankin Co. S.O. 12-TA-161-1	DUI Enforcement Project Personnel: 2 Full Time DUI Officer and Overtime; Fringe; Travel; Contractual Services; and Commodities	\$110,000.00	-0-	\$110,000.00
57. Ridgeland P.D. 12-TA-230-1	HV Sustained DUI Enforcement Program Personnel: 2 Full Time DUI Officers, Overtime, & Fringe; Travel;	\$82,000.00	-0-	\$82,000.00
58. Sherman P.D. 12-TA-881-1	DUI Enforcement Project Personnel: Overtime; Equipment: 2 PBTs, baton lights, and spike strips	\$16,870.00	-0-	\$16,870.00
59. Simpson Co. S.O. 12-TA-164-1	DUI Enforcement Project Personnel: 2 Full Time DUI Officer and Overtime; Fringe; Travel; Contractual Services; Commodities; and Equipment: 4 Portable Intoxilyzers, laptop computer and 2 alcohol sensor flashlights	\$110,000.00	-0-	\$110,000.00
60. Starkville P.D. 12-TA-231-1	DUI Enforcement Project <i>LEL Coordinator-Troop G</i> Personnel: 2 Full Time DUI Officer and Overtime; Fringe; Travel; Contractual Services; Commodities; and Equipment: 8 Portable Intoxilyzers Message Board must have NHTSA Approval	\$138,000.00	-0-	\$138,000.00

Sub-grantee	Project Title	Federal	Match	154 to Local
61. Stone Co. S.O. 12-TA-166-1	DUI Enforcement Project Personnel: 2 Full Time DUI Officer, Overtime & Fringe; Travel; Contractual Serv.; Commodities and Equipment: 1 PBT	\$93,933.00	-0-	\$93,933.00
62. S.T.O.R.M. 12-TA-708-1	S.T.O.R.M. (Sobriety Trained Officers Representing Mississippi) Assistance Contractual Services	\$20,000.00	-0-	\$20,000.00
63. Tunica Co. S.O. 12-TA-172-1	DUI Enforcement Project Personnel: 2 Full Time DUI Officer, Overtime; Travel; Commodities; Contractual Services; and Equipment: 2 Alcohol sensor flashlights	\$80,286.00	-0-	\$80,286.00
64. Tupelo P.D. 12-TA-232-1	DUI Enforcement Project Personnel: Overtime & Fringe	\$14,968.37	-0-	\$14,968.37
65. USM 12-TA-412-2	University of Southern Mississippi PACAID Project Commodities; and Contractual Services	\$250,000.00	-0-	-0-
66. Wiggins P.D. 12-TA-357-1	DUI Enforcement Project Personnel: 1 Full Time DUI Officer, Overtime & Fringe; Travel; Commodities; Contractual Services	\$44,386.47	-0-	\$44,386.47
67. Winona P.D. 12-TA-358-1	DUI Enforcement Project Personnel: 1 Full Time DUI Officer, Overtime and Fringe; Commodities; Contractual Service	\$46,713.00	-0-	\$46,713.00
68. Winston Co. S.O. 12-TA-180-1	DUI Enforcement Project Personnel: 1 Full Time DUI Officer; Fringe; Contractual Services; Commodities	\$40,000.00	-0-	\$40,000.00
69. Yalobusha Co. S.O. 12-TA-181-1	DUI Enforcement Project Personnel: 1 Full Time DUI Officer and Overtime; Fringe; Travel; Contractual Services; Commodities; and Equipment: 2 Portable Intoxilyzers; 1 In-Car Camera	\$49,647.00	-0-	\$49,647.00
70. Yazoo Co. S.O. 12-TA-182-1	DUI Enforcement Project Personnel: 1 Full Time DUI Officer; Fringe; Travel; Contractual Services; and Commodities	\$40,000.00	-0-	\$40,000.00
Grand Total		\$8,280,844.06	\$-0-	\$5,228,550.31

FY 2012 Section 410 Project Descriptions:

Project Number: 12-K8-410-1

Project Title: Court Monitoring Program

Project Description: The Court Monitoring Program will employ two (2) monitors who will work through the direction of OHS. The monitors will be responsible for travel across the state to monitor justice courts and circuit courts convictions for DUI cases where problems have been identified, such as acquittal/dismissal, reduction in sentencing, etc. of DUI cases. Their written findings will then be submitted for review by the Judicial Liaison, TSRP, Judicial College, Judicial Performance, OHS and others for recommendation of action needed, if any, to address and correct the problem(s).

Budget: \$120,000.00 Federal 410

Project Number: 12-K8-215-1

Project Title: Hattiesburg DUI Enforcement Program (High Visibility)

Project Description: The City of Hattiesburg's Police Department has been able to aggressively enforce DUI laws and to reduce alcohol related crashes since the initial award from the OHS in 1992. However, expanding businesses, rapid population growth primarily due to Katrina and property annexation has brought an influx of traffic problems. The University of Southern Mississippi houses several sororities and fraternities. The city also hosts twenty nightclubs which are the source of 1,000's of calls for police services. Hattiesburg was ranked 5th out of top twenty five cities for serious injury crashes in 2010 city analysis. Hattiesburg is located in Forrest County which is ranked 1st out of the top twenty counties for total crash rate per 10K population; 2nd in injury rate per 10K population; and 9th for injuries per mile of county roads in 2010. The Police Department made 497 DUI arrests in 2010 and worked 3,851 crashes which includes 2 fatal and 951 injury crashes. Hattiesburg will utilize the continued funding for one (1) Full Time DUI Officer, overtime for High visibility DUI enforcement efforts, fringe, travel, commodities, and equipment: 5 PBTs.

Budget: \$82,975.00 Federal 410

Project Number: 12-K8-410-2

Project Title: Judicial Liaison

Project Description: The Judicial Liaison, retired judge and/or prosecutor, will work closely with all involved in the judicial process related to DUI convictions. The liaison will develop a network of contacts with judges, judicial education organizations and prosecutors across the state to provide materials and information to help support education efforts regarding Alcohol related statues and upcoming legislation. The liaison will be responsible for overseeing/supervising court monitors funded by OHS to monitor courts throughout the state where problems have been reported and/or identified related to DUI convictions. The liaison will address issues, such as DUI Acquittals, reducing charge to lesser charge on 2nd or subsequent DUIs, etc., and take all means necessary to correct these issues holding those accountable who refuse to correct the problems identified by the judicial liaison thereby increasing the number of DUI convictions across the state.

Budget: \$100,000.00 Federal 410

P & A: None
 Equipment over \$5,000: None
 Paid Media: \$0.00

FY 2012
SECTION 410 ALCOHOL COUNTERMEASURES

Subgrantee	Project Title	Federal	Match	410 to Local
1. Court Monitors - To be determined 12-K8-410-1 High Fatality	HFR DUI Court Monitoring Program Personnel: 2 Court Monitors and Fringe; Travel, and Contractual Services	\$120,000.00	\$120,000.00	\$120,000.00
2. Hattiesburg P.D. HIGH Visibility 12-K8-215-1	HV DUI Enforcement Program Personnel: 1 DUI Officer, Overtime, Fringe, Travel, Commodities, and Equipment: 5 PBTs	\$82,975.00	\$82,975.00	\$82,975.00
3. Judicial Liaison To be determined 12-K8-410-2 High Fatality	HFR DUI Conviction Program 1 Full Time Liaison, Fringe, Travel, Contractual Services, and Equipment:	\$100,000.00	\$100,000.00	\$100,000.00
Grand Total		\$302,975.00	\$302,975.00	\$302,975.00

****High Visibility Totals: \$82,975.00 Federal, Match and 410 to Local**

****High Fatality Totals: \$220,000.00 Federal and Match \$220,000.00 410 to Local \$220,000.00**

FY 2012-03

OCCUPANT PROTECTION

Problem Identification:

Occupant Protection

On Mississippi roadways, fatal crashes and traffic fatalities during 2010 decreased by significant percentages over 2009. There were 50 fewer fatal traffic crashes, a 7.9% reduction. Moreover, there were 59 fewer traffic fatalities, an 8.4% reduction. This is the first year since 2001 that fatalities have been below 700. Recently, the largest number of fatalities was 949 in year 2000.

On May 27, 2006, Mississippi became the 22nd state to implement a primary safety belt law. With its adoption, Mississippi qualified for \$ 8.7 million dollars in incentive funds for traffic safety. We commend our legislature for enacting this bill and the governor for his support and signature.

Historically, most of the drivers and passengers that die in traffic crashes were not belted. Although, safety belts cannot save all persons, it is estimated that fatalities are in fact reduced by 50 to 65 percent by those using safety belts and becoming injured rather than killed. In 2010, there were 7,092 serious injuries and 77.7%, or 3 out of every 4, were using safety belts. Young drivers and passengers ages 16 to 20 that were killed were unbelted at an alarming rate of 76.8%.

There were 440 drivers sustaining life threatening injuries (A level) in 2010. These constituted those persons that would have died if not for EMS response within the "golden" hour after traumatic injury. Forty-seven percent were belted and subsequently, did not become a fatality.

During 2010, there were 4,395 drivers with moderate injuries (B level) and over four out of five were belted (80.7%). Most of these were transported by EMS to medical centers for observation and/or emergency room care. Moreover, there were 13,349 drivers with minor injuries (C level) because they were belted at a rate of 92.9%. These statistics document the fact that as belt use increases, the severity of injury decreases. There is no doubt that seat belts save lives and/or reduce injury. With sustained statewide law enforcement, coupled with public information and education, Mississippi stands poised to save hundreds of lives and reduce thousands of injuries each year from increased safety belt usage by motorists.

Mississippi teenagers and young adults under age 35 represent significant traffic safety problems concerning seat belts. Teenagers (ages 16 to 20 actually) were 10.3% of occupant deaths while being only 6.2% of the licensed drivers. They were unbelted 76.7% of the time when killed. Young adults, ages 21 to 24, were 7.4% of occupant deaths with 82.5% unbelted. Of the occupant deaths were ages 25 to 34, 102 young adults were killed and had an unbelted rate of 71.6%. Deaths of the ages from 35 to 44 were unbelted

71.8% of the time. Adults ages 55 to 64 had the best occupant protection rates of those killed at 40.6%. The most senior adults killed (75 >) were belted 36.4% of the time.

Section 405 funded projects will only be used for Occupant Protection activities, as required in 23CFR 1345. Occupant Protection continues to be a priority emphasis area for NHTSA and for the Mississippi GOHS. The current seat belt usage rate of 81.4% is substantially low for a primary belt state. Over the past three years, law enforcement has written seat belt citations throughout the year and during CIOT, and paid media campaigns have been aired since 2001. New methods are needed in this state to get the remaining 18.6% of our population to wear seat belts. Teen drivers are especially vulnerable with their lack of driving experience.

OHS, along with all awarded agencies, will implement activities in support of national highway safety goals to reduce motor vehicle related fatalities according to their specific funding source. The requirements include: National law enforcement mobilizations and sustained enforcement of statues addressing impaired driving, occupant protection and driving in excess of posted speed limits activities dependent upon the funding source of the contract. All awarded contract are required to complete the HVE Compliance form within the Schedule D of the grant agreement which defines the mobilizations and sustained enforcement activities. OHS will be conducting the annual statewide safety belt use survey in accordance with criteria established by the Secretary for the measurement of State safety belt use rates to ensure that the measurements are accurate and representative and seek information needed to begin the development and implementation of a statewide data system.

Outcome Measures:

- **C-4 Core Outcome Measure/Unrestrained Passengers: To decrease unrestrained passenger vehicle occupant fatalities in all seating positions 15% from the 2009 calendar year of 380 to 336 by December 31st, 2012**
- **C-9 Core Outcome Measure/Under 21: To decrease drivers age 15 to 20 involved in fatal crashes by 15% from the 2009 calendar year of 119 to 101 by December 31st, 2012.**
- **B-1 Core Behavior Measure/Occupant Protection: To increase statewide observed seat belt use of front seat outboard occupants in passenger vehicles by 5% from the 2011 calendar year usage rate of 81.8% to 82% by December 31st, 2013.**

Activity Measures:

Activity Measure/Seat Belts: To increase the number of grant funded seat belt and child passenger citations during state enforcement periods by 15% from 17,549 in 2009 to 20,181 by December 31st, 2012.

Strategies:

- Provide a comprehensive statewide Occupant Protection Coordination Program.

- Provide a comprehensive Statewide Child Passenger Safety Coordination program
- Heighten seat belt enforcement by funding mini-grants to local agencies.
- Develop a comprehensive media campaign for the Click It or Ticket Mobilization.
- Participate in a Click It Or Ticket Seatbelt Initiative for Teens and the National Mobilization.
- Conduct pre- and post seat belt surveys for FY 2012.
- Conduct Child Passenger Safety surveys for FY 2012.
- Provide assistance to the MS Department of Health to ensure child safety seats and information reach the underserved population of Mississippi.
- Provide enforcement support for the Click It or Ticket May Mobilization.
- Provide enforcement support for the Mississippi May Mobilization.
- OHS will utilize the NHTSA/GHSA questions to track driver attitude and awareness related to seat belt issues by conducting surveys during the fourth quarter of FY 2012.

402 Project Descriptions:

Project Number: 12-OP-410-1

Project Title: Occupant Protection Coordination Program

Project Description: Continued coordination among the many public, private and government entities promoting the use of occupant and child restraint devices is vital in order to achieve maximum impact. A central basis of leadership, planning and guidance is also essential to be provided to achieve a comprehensive statewide program that is both effective and efficient. Through the Occupant Protection Coordination Project, a program specialist in the Mississippi Office of Highway Safety will continue to provide the leadership, planning, evaluation and coordination in occupant and child passenger safety programming statewide. The program specialist will continue a comprehensive statewide effort to increase safety belt and child passenger safety usage among Mississippi citizens. The statewide program consists of several components for providing safety belt education, training and enforcement. Local community traffic safety programs throughout the state carry out a variety of programs designed to promote safety belt use. Educational activities at schools, health and safety fairs, day care centers, local businesses and at other special events complement other cooperative law enforcement initiatives. The program specialist will work in conjunction with the Child Passenger Safety Coordinator housed at the Mississippi Safe Kids Coalition, Ms Department of Health, the Law Enforcement Liaison Office, as well as all state and local agencies, project cities and law enforcement communities in promoting the FY 2012 Child Passenger Safety Week and the "Click It or Ticket" Campaign. The program specialist is the contact person for the Buckle for Life Program, an event designed to reward those law enforcement officers and agencies for

their support in occupant and child passenger safety programming statewide. Program development capabilities will be targeted at schools, businesses, industries, hospitals, local and state government agencies, and others to implement education, promotion and awareness programs. The funding will provide two (2) program coordinators and one (1) program manager.

Budget: \$145,000 Federal 402

Project Numbers: 12-OP-XXX-a (See each location below for individual projects)

Project Title: Occupant Protection Mini-Grant Enforcement Program

Projects Description: At least thirty six (36) mini-grants will be awarded to target low usage rate areas planned in Carthage P.D., D'Iberville P.D., Desoto Co. S.O., Florence P.D., Forest P.D., Greenwood P.D., Hinds Co. S.O., Gulfport P.D., Jackson Co. S.O., Lauderdale Co. S.O., Leake Co. S.O., Leflore Co. S.O., Long Beach P.D., McComb P.D., Meridian P.D., Morton P.D., Neshoba Co. S.O., New Albany P.D., Ocean Springs P.D., Pass Christian, Pearl River Valley Water Supply, Philadelphia P.D., Pontotoc P.D., Starkville P.D., Vicksburg P.D., and Wiggins P.D. These grants will include overtime pay for officers to work during the enforcement periods for the "Teen Seat Belt Mobilizations" and "Click It or Ticket" mobilizations in May 2012. Additional funds for local agencies will be utilized to recruited more participation for the Teen Seat Belt project within the targeted counties of Hinds, Rankin, Madison, Leake, Harrison, Jackson, Stone, and George.

Budget: \$338,288.28 Federal 402

Project Number: 12-OP-401-1

Project Title: Mississippi State Occupant Restraints/Motorcycle Safety Survey Program

Project Description: The Mississippi State University, Social Science Research Center, will conduct a post mobilization observation and survey of seatbelt and child restraint use immediately after the May 2012 mobilization. A thorough evaluation report will be prepared. The Mississippi State Occupant Restraints/Motorcycle Safety Survey Project will continue to conduct safety belt, child safety seat and motorcycle helmet use surveys in FY-2012. This project is responsible for all aspects of the sampling methodology, training of all surveyors, and reporting the results of the completed survey.

Budget: \$160,927.96 Federal 402

Project Number: 12-OP-408-1

Project Title: Mississippi Highway Patrol Occupant Protection Enforcement Program

Project Description: The MHP will participate in the required Click It or Ticket Enforcement Mobilization for seat belts during the May 2012 Memorial Day blitz and conduct sustained seat belt enforcement.

Budget: \$150,000.00 Federal 402

Project Number: 12-K2-410-3 PAID MEDIA

Project Title: Mississippi Office of Highway Safety CIOT Program

Project Description: The Office of Highway Safety will use these funds for Paid media for the Click It or Ticket Campaign in May 2012.

This project will address the following items:

- a. What program/policy the advertising is supporting
- b. How the advertising will be implemented
- c. The amount allocated for paid advertising

d. The measures that will be used to assess message recognition.

Budget: \$500,000.00 Federal 405

P & A: None

Equipment over \$5,000: None

Paid Media: \$500,000.00

**OP FY 2012-03
OCCUPANT PROTECTION**

Sub-grantee	Project Title	Federal	Match	402 to Local
1. Carthage P.D. 12-OP-255-1	Safety Belt Enforcement Personnel: Overtime/Fringe;	\$10,000.00	-0-	\$10,000.00
2. Columbia P.D. 12-OP-262-1 LEL Project	Safety Belt Enforcement Personnel: Overtime & Fringe; Contractual Serv. And Commodities	\$6,000.00	-0-	\$6,000.00
3. D'Iberville P.D. 12-OP-269-1	Safety Belt Enforcement Personnel: Overtime & Fringe; Travel; Contractual Commodities	\$19,421.28	-0-	\$19,421.28
4. Desoto Co. S.O. 12-OP-117-1	Safety Belt Enforcement Personnel: Overtime & Fringe	\$10,015.00	-0-	\$10,015.00
5. Florence P.D. 12-OP-277-1 (12 mo. Project)	Safety Belt Enforcement Personnel: Overtime & Fringe; Travel; Contractual; and Commodities	\$ 14,000.00	-0-	\$ 14,000.00
6. Greenwood P.D. 12-OP-213-1 LEL Project	Safety Belt Enforcement Personnel: Overtime & Fringe; Commodities; Contractual	\$6,000.00	-0-	\$6,000.00
7. Hinds Co. S.O. 12-OP-125-1 LEL Project	Safety Belt Enforcement Personnel: Overtime & Fringe; Contractual Serv.; Commodities	\$15,000.00	-0-	\$15,000.00
8. Gulfport P.D. 12-OP-214-1 LEL Project	Safety Belt Enforcement Personnel: Overtime & Fringe	\$30,902.00	-0-	\$30,902.00
9. Horn Lake P.D. 12-OP-218-1 LEL Project	Safety Belt Enforcement Personnel: Overtime & Fringe; Contractual Services; Commodities	\$6,000.00	-0-	\$6,000.00
10. Jackson Co. S.O. 12-OP-130-1	Safety Belt Enforcement Personnel: Overtime & Fringe; Travel; Contractual Services; and Commodities	\$22,150.00	-0-	\$22,150.00
11. Lamar Co. S.O. 12-OP-137-1	Safety Belt Enforcement Personnel: Overtime & Fringe	\$10,000.00	-0-	\$10,000.00
12. Lauderdale Co. S.O. 12-OP-138-1	Safety Belt Enforcement Personnel: Overtime & Fringe; Commodities; Contractual Services	\$15,000.00	-0-	\$15,000.00
13. Leake Co. S.O. 12-OP-140-1 Effective 4/1/12	Safety Belt Enforcement Personnel: Overtime & Fringe; Commodities; Contractual Services	\$10,000.00	-0-	\$10,000.00

Sub-grantee	Project Title	Federal	Match	402 to Local
14. Leflore Co. S.O. 12-OP-142-1	Safety Belt Enforcement Personnel: Overtime & Fringe; Commodities; Contractual Serv.	\$10,000.00	-0-	\$10,000.00
15. Long Beach P.D. 12-OP-203-1	Safety Belt Enforcement Personnel: Overtime & Fringe; Contractual Services and Commodities	\$ 7,000.00	-0-	\$ 7,000.00
16. McComb P.D. 12-OP-300-1 LEL Project	Safety Belt Enforcement Personnel: Overtime & Fringe; Contractual Services; Commodities	\$5,000.00	-0-	\$5,000.00
17. Meridian P.D. 12-OP-222-1 LEL Project	Safety Belt Enforcement Personnel: Overtime; Contractual and Commodities	\$15,000.00	-0-	\$15,000.00
18. MS Highway Patrol 12-OP-408-1	Safety Belt Enforcement Project Personnel: Overtime & fringe; Contractual; Commodities	\$150,000.00	\$150,000.00	-0-
19. MSU 12-OP-401-1	Mississippi State University/ Social Science Research Center Safety Belt Survey Personal Services; Fringe; Travel; Contractual Services; Commodities; Indirect Cost	\$160,927.96	\$18,863.78	-0-
20. Morton P.D. 12-OP-311-1	Safety Belt Enforcement Personnel: Overtime & Fringe; Commodities; Contractual Services	\$ 5,000.00	-0-	\$ 5,000.00
21. Neshoba Co. S.O. 12-OP-150-1	Safety Belt Enforcement Personnel: Overtime & Fringe; Commodities; Contractual Serv.	\$10,000.00	-0-	\$10,000.00
22. New Albany P.D. 12-OP-224-1	Seat Belt Enforcement Personnel: Overtime; Contractual Services; Commodities	\$11,800.00	-0-	\$11,800.00
23. Ocean Springs P.D. 12-OP-316-1	Seat Belt Enforcement Personnel: Overtime& Fringe; Contractual Serv.; Commodities	\$10,000.00	-0-	\$10,000.00
24. Office of Hwy Safety 12-OP-410-1	Occupant Protection Coordination Personnel: 2 OP Coordinators; 1 Program Manager; Travel; Commodities; Contractual Services	\$145,000.00	-0-	-0-
25. Pass Christian P.D. 12-OP-227-1	Safety Belt Enforcement Personnel: Overtime & Fringe; Travel; Commodities; Contractual Services	\$20,000.00	-0-	\$20,000.00
26. Pearl River Valley Water Supply District (Reservoir Patrol) 12-OP-422-1	Safety Belt Enforcement Personnel: Overtime & Fringe; Contractual; Commodities	\$10,000.00	-0-	\$10,000.00
27. Philadelphia P.D. 12-OP-228-1	Safety Belt Enforcement Personnel: Overtime & Fringe; Commodities; Contractual Serv.	\$10,000.00	-0-	\$10,000.00
28. Pontotoc P.D. 12-OP-324-1 LEL Project	Safety Belt Enforcement Personnel: Overtime & Fringe; Commodities; Contractual	\$10,000.00	-0-	\$10,000.00

Sub-grantee	Project Title	Federal	Match	402 to Local
29. Starkville P.D. 12-OP-231-1 LEL Project	Safety Belt Enforcement Personnel: Overtime & Fringe; Commodities; Contractual Services	\$15,000.00	-0-	\$15,000.00
30. Vicksburg P.D. 12-OP-234-1	Safety Belt Enforcement Personnel: Overtime & Fringe; Commodities	\$15,000.00	-0-	\$15,000.00
31. Wiggins P.D. 12-OP-357-1	Safety Belt Enforcement Personnel: Overtime; Commodities	\$10,000.00	-0-	\$10,000.00
32. Office of Hwy Safety 12-K2-410-3	Occupant Protection Paid Media <i>Click It or Ticket</i>	\$500,000.00	\$100,000.00	-0-
Grand Total		\$1,294,216.24	\$268,863.78	\$338,288.28

FY 2012 405 OP Project Descriptions:

Project Number: 12-K2-407-1

Project Title: Mississippi Department of Health CPS Program

Project Description: The MS Department of Health requests continued funding for promoting child passenger safety efforts within the state. Funding will be used to prevent motor vehicle deaths and injuries to children ages 0-14, educate parents and care givers on the proper installation and use of child restraint devices, train additional Child Passenger Safety Technicians, distribute child safety seats, promote seat belt usage among adolescents, develop public service announcements advocating child passenger safety and provide technical assistance and support to public health department staff, clients and community based partners. Implementation of the program will begin at the state level. The Injury and Violence Prevention Director will be responsible for overseeing all activities of the Child Occupant Grant. The Injury and Violence Prevention staff will work with the Office of Epidemiology to collect and analyze all data related to motor vehicle injuries and deaths within the state.

The program will focus on reaching minority, rural and low-income populations. Health educators and community partners trained as Child Passenger Safety Technicians (CPST) in all nine public health districts will maintain partnerships with local Head Start programs, daycare centers and schools within their districts to ensure CPS activities. The activities will include conducting CPS training classes, installing and distributing car safety seats, conducting checkpoints, participating in health and safety fairs and conducting traffic safety seminars for middle and high school students.

The overall goal of this project is to help reduce injuries and deaths by educating the public about the importance of correctly installing and using child safety seats, booster seats and seat belts. This public education will be accomplished by providing child safety education, certifying new Child Passenger Safety Technicians, checkpoints, the installation of safety seats and through an awareness campaign using various media.

Through a contract with the State Department of Health, the Director of Safe Kids will serve as the Statewide Child Passenger Safety and Buckle for Life Coordinator. Located in downtown Jackson, the MS Safe Kids Office houses a permanent child passenger safety seat fitting station. The fitting station will be operated by child passenger safety technicians. This project is responsible for maintaining a statewide data base for

instructors, technicians and permanent fitting stations. This project will also be the lead agency in conducting recertification classes. The Buckle for Life citizen reporting system and child safety seat usage training will be continued in this project, if available.
Budget: \$343,623.13 Federal 405

**FY 2012
SECTION 405**

Subgrantee	Project Title	Federal	Match	405 to Local
1. MS State Dept of Health 12-K2-407-1	Child Passenger Safety Project Personnel: 1 Injury Coordinator; Travel; Commodities; Contractual Services: Safe Kids Coalition/BFL- 3 CPS Specialists; Travel; Contractual Services; Commodities; Car Seats	\$343,623.13	\$348,123.13	-0-
Grand Total		\$343,623.13	\$348,123.13	-0-

FY2012-04

TRAFFIC RECORDS

Problem Identification:

During FY 2011, traffic records management focused on the development of the revised Strategic Plan for Traffic Records Systems and the formal application for sixth year Federal 408 Traffic Records Funds. The State Traffic Records Committee (STRC) met periodically to refine the plan and set priorities for automation projects over the next three years. The STRC workgroup meets after the monthly MAHSL meeting to address key issues with the current 408 projects. Two major improvements for traffic records involved crash and citation core systems. The increase in agencies using the automated uniform crash report system, *ReportBeam*, shows that less than 5 local agencies reporting crashes on paper forms to DPS. The MDOT Safety Analysis Management System (SAMS) uses this crash database to attach the roadway environment data using GIS methodologies. Electronic transfer of citation data continued with most Justice Courts and some of the largest Municipal Courts. This automation procedure allows the driver history file to be updated in a more timely manner.

The last traffic records assessment was conducted during the first week of April, 2008, in order to examine the status of traffic records systems both statewide and local. This process produced a report outlining a review of the current strategic plan for traffic records and provided recommendations for new projects and activities over the next three to five years (FY-2010 thru FY-2012). This assessment is used each year as a benchmark to update the traffic records strategic plan to apply for annual 408 funds.

The State Traffic Records Committee (STRC) is the oversight body for all improvements and coordination of traffic records systems. The Mississippi Association of Highway Safety Leaders (MAHSL) has been designated as an advisory group for SAMS. The STRC is a permanent work committee of MAHSL. MAHSL has over 100 members and represents various traffic safety disciplines, such as law enforcement, engineering, planning, public health, judiciary, insurance, and consumers. Members recognize the value of traffic records in identifying problems, establishing performance measures (goals and objectives) and using statistical techniques to evaluate program outcomes. The Associations of Chiefs of Police and Sheriffs have representatives on the STRC and provide inputs to traffic records activities and plans.

The automated crash data collection system of Mississippi is *ReportBeam*. This product has increased the capabilities for usage of crash report data to design new operational procedures to access and update Driver History files, share electronic data with insurance companies, suspend drivers with no insurance, and link crash data to EMS and hospital trauma registries. These capabilities are in addition to the problem identification and evaluation utilities of the automated crash data. This *ReportBeam* data is also directly input into the Safety Analysis Management System (SAMS) for MDOT roadway environment linkage and subsequent studies by traffic safety engineers for Hazard Elimination projects, collision diagrams, corridor or road segment analyses, etc.

ReportBeam allows the officer to enter the electronic crash report either on the scene or from field notes after the crash site is cleared. The officer also creates a computer diagram of the crash and produces the narrative report. The crash case is then accessible to all entities that are given permission to retrieve the record, i.e., SAMS, law enforcement agencies for driver history, insurers, and the drivers that were involved in the crash. During FY 2010, additional data elements were added to the Mississippi Uniform Crash Report in order to meet guidelines in the current MMUCC advisory. These elements were: law enforcement vehicle in a crash, cell phone use by a driver, type CDL license, State property damaged in the crash, VIN number of vehicles, FMCSA heavy truck elements.

Goal 4: Enhance traffic records by implementing electronically advanced, integrated data-driven program to include all areas of traffic records for more assessable comprehensive statewide traffic safety system by end of FY2012. This will include all crashes, paper & e-citations, EMS data, trauma registries, vehicle registration, medical examiner files, judicial/conviction files, and driver's license files.

- Performance Measure/Traffic Records: Implement one new and two continuation traffic record improvement projects in FY 2012.

Strategies:

- Improve access to all components of the highway safety information system.
- Continue to develop the Public Safety Data Laboratory Website with crash/citation statistical reports, research studies, safety fact sheets and maintain annual crash and citation data with query capabilities.
- Ensure all traffic records files maintain linkage data elements when data structures are created or modified.
- Collect toxicology data from the uniform coroner database, especially for traffic fatalities, and link blood alcohol and other drug information with the police crash report and injury surveillance data.
- Utilize the new Mississippi EMS Information System (MEMSIS), which is National EMS Information System (NEMSIS) compliant, to link police crashes to ambulance reports and trauma registries.
- Continue electronic transfer of court dispositions for traffic violations between municipal, justice court and DPS.
- Implement electronic citation system (E-Citation) which incorporates Mobile Data Terminals and magnetic strip/bar code technologies of the MS driver's license. This will allow for electronic/paperless submission of citation directly to the court system. E-citation will fulfill federal mandates related to timely submission of violations by automatically reporting, which will meet the requirements of Commercial Motor Vehicle Safety Act (CMVSA) and Commercial Driver License Information System (CDLIS).
- Modify existing mainframe to create linkage to new tag and driver license files and interface with MS Justice Information System which will allow online access and law enforcement officer (LEO) access to auto populate fields on E-citations and crash reports greatly reducing time officer spends on reporting requirements/duties.
- Allow LEO access to digital photographs from driver license master file to verify identity.

FY 2012 Traffic Records Project Descriptions:

Project Number: 12-TR-410-1

Project Title: Traffic Records Coordination Program

Project Description: For FY 2012, the traffic records coordinator and consultant will expand the uses of crash data and improve accessibility to statistical reports, charts and analyses. *ReportBeam* files are SQL databases and can be easily exported to ASCII for special purpose analytical files. There is continuing dialog from DPS and local departments when any problems with ReportBeam are encountered. Visual Statements, Inc. is the company that markets the *ReportBeam* product. This product is used at all law enforcement academies and is taught in basic crash reporting courses. During FY 2011, all users of the crash software were upgraded to the newest version of the ReportBeam product. This involved un-installing the software and installing the upgraded version. This process is complete for MHP troopers and local departments.

For many years, paper citations had been mailed to DPS Driver Services Bureau, Driver Improvement Branch (DI) for clerical data entry. There had always been a backlog of citations until the *ReportBeam* automated crash report significantly reduced the quantity of crash reports sent to DPS by mail. Over the past years, the majority of the Safety Responsibility (SR) clerical staff has been re-directed to enter citations rather than crash reports because the quantity had dwindled so dramatically. However, the SR staff began processing license suspensions based on failure to have liability insurance in crashes. This is possible with the *ReportBeam* feature that flags those drivers by case number and name when they are involved in a crash without insurance. This is another example of the effectiveness and efficiencies as byproducts of the automated crash system.

During FY 2012, preparation and dissemination of statistical reports will continue to be major traffic records activities. These reports are used for OHS planning, problem identification, evaluation, special analyses and responses to outside requests for data. Ad hoc queries come from the legislature, media, state and local agencies, law enforcement, universities, research foundations, safety associations and the general public.

Traffic records data are used to present facts related to highway safety legislation and strengthen public awareness of traffic safety concerns. Public information and education themes are formulated using graphics and other statistical studies. The concept of integrating innovative and emerging technologies to build our new state crash system has produced a strong foundation for the Safety Analysis Management System shared by MDOT and DPS. Local agencies have on-line access to their crash data for standard reports and ad-hoc queries. The records coordinator and consultant examine DUI cases, especially those involving minors, targeting the adjudication process. This statistical analysis requires extensive traffic records data and monitoring of courts statewide using our state-of-the-art DUI tracking system. DUI arrests are entered within 24 hours with an affidavit record sent by the officer. This is followed by the adjudication record and disposition information. If no court record is found within 60 days, a list of outstanding DUI affidavits is produced for review.

There are many users of traffic records each year. They include traffic administrators to

deploy enforcement units, engineers to identify roadway hazards, judges to determine sentencing and prosecutors to determine appropriate charges. Additionally, they include licensing agencies to identify problem drivers, emergency response teams to improve response times, health care organizations to understand implications of patient care and costs, motor carrier officials to identify problem commercial drivers and carriers. Federal, state and local administrators and elected officials need and use the traffic information to set public policy or make laws.

The Traffic Records Coordination program continues to plan, develop and implement traffic records projects and activities as authorized for continued implementation of the strategic plan. Many activities funded (section 408) have increased efficiency of crash collection, driver record updates and suspension actions for drivers without insurance when at-fault in crashes. An extensive study of our compulsory liability law was conducted during FY-2009. The Performance and Expenditure Review Committee (PEER) of the legislature contacted the traffic records consultant for data analyses about crashes, driver history actions, insurance status and citations issued for failure to comply with this law.

The strategic plan for a Mississippi Highway Safety Information System is instrumental for preparing the highway safety community in Mississippi for adapting to changes in the highway safety environment. The plan integrates current highway safety functions and future program plans through state and local highway safety partners and other stakeholders (in particular, the Mississippi Association of Highway Safety Leaders (MAHSL), MADD and Safe-Kids). The Mississippi Highway Safety Information System (MHSIS) describes the total automated traffic records system which includes traffic crashes, citations, drivers, vehicles, roadways, EMS data, vital statistics, coroner reports, crime laboratory data, demographics and travel density. MHSIS is an evolutionary records system which is a complex, volume-intensive, data collection, storage, and retrieval system. The goal is to achieve uniformity and compatibility of traffic records while reducing inefficiency of recordkeeping. The system will continue to support national priority areas defined by the National Highway Traffic Safety Administration (NHTSA).

Projected Budget by Funding Source:

Funding Source	2012
402 Traffic Records	\$106,389.00
State Match	\$-0-

408 Projects:

Project Number: 12-K9-401-1 (Continuation project)

Project Title: MSU/SRCC Public Safety Data Laboratory and WEB Interface

Project Description: Publication of traffic records information remains a priority, but the costs can be significantly reduced by placing data on the Internet via various WEB sites. This traffic records data site can be browsed by the public for various reports. Additionally, the WEB access will decrease the amount of time necessary for OHS traffic records personnel to respond to the many requests for data. This capability will also allow more time for problem identification analyses and data evaluation studies by OHS traffic records personnel.

The Public Safety Data Laboratory contains computer hardware and customized software written by research associates at MSU. Funds were used for research and evaluation studies to establish statistical tables, charts and other analytical tools produced by the SSRC. The data has GIS attributes allowing mapping and animation. These traffic records data are available on the SSRC site <http://psdl.ssrc.msstate.edu/> and through a link from the DPS site www.dps.state.ms.us (traffic record statistics link on home page).

Project Status: Beginning in fall of 2008, the Public Safety Data Laboratory was established at Mississippi State University, housed in the Social Science Research Center (MSU/SRCC). This laboratory includes a data analysis/management system for the Mississippi Highway Patrol. The Public Safety Data Lab was created to improve management and analysis of the highway patrol's data collection, storage and retrieval mechanisms. This led to more effective manpower allocation for enforcement tactics. The lab draws its data from four main sources; Trooper Daily Activity Reporting, ReportBeam crashes, Citation/DUI records from courts, and FARS.

The lab employs the COMPSTAT method of policing, which involves statistics, trends, and GIS mapping to produce fact based law enforcement strategies. The center conducts various data analyses to produce management information reports that are more accessible and descriptive, creating a better Mississippi Highway Patrol. As stated, the SSRC created the public website containing up-to-date information on Mississippi's traffic records data.

The project contained four different components, each tasked with certain criteria: (1) data management/development; (2) data analysis/reporting; 3) data collection evaluation and (4) web design. To accomplish these goals, SSRC associates worked closely with the leaders of the Mississippi Highway Patrol, and other officials from the Department of Public Safety and the Office of Highway Safety to ensure the development of a product that meets their needs.

Data Management/Development

The component vital to all goals and products is secure and timely access to the traffic records databases. The MSU data management team secures regular and reliable access to all MHP data including crashes, citations, enforcement actions, etc. In addition to accessing and storing the data, conversions are employed to refine the data, making it accessible for other users. Another aspect of this component has been the development of a new activity reporting system for the Highway Patrol. The prior program was antiquated and not easily modifiable to accommodate changes to the operational and reporting needs of the Highway Patrol. The new system that is more user-friendly, has the capability to generate a wide range of reports dynamically, and uses a much more robust database than the one previously in place.

The web program also uses online mapping programs to show patterns and generate reports for any data that contains a geospatial component (such as the GPS coordinates of the accident locations). The mapping systems are used on the Google Earth and Google Maps platform, with preliminary maps showing the crashes from the ReportBeam data. This new system was developed in consultation with MHP leadership, troopers and the

district administrative assistants, who enter the information into the system. This expanded reporting form is used in all nine districts of the highway patrol.

Data Analysis/Reporting

Data analysis and reporting are done on many different levels, and are tailored to meet specific inquiries from MHP leadership. The SSRC produces reports that show citation, crash and other incidents' numbers, location, time, type of incident, etc. Currently reports are issued to MHP supervisors on a monthly basis that shows the activity for each district, region, and the state on a month-to-month and year-to-year basis. This helps administrators monitor traffic patterns and behavior, better assigning personnel and increasing enforcement when needed. In addition to the regular reports, specific reports can be done to show the activity of a specific trooper over a time period or activities in an area during a certain time period (i.e. Oktibbeha County/Starkville during a Mississippi State football game weekend).

Data Collection Evaluation

In addition to creating a new web system for the daily activity reporting system, the SSRC has changed the paper form that each trooper completes on a weekly basis. The old form had not changed since the 1980s, and was missing many areas of vital information. Sections were added that would indicate when call back duty was worked, more categories that reflect newer crimes and amounts and types of narcotics and illegal prescriptions. In addition, a DUI addendum was added to give more information, specifically GPS coordinates, on each DUI issued. This new information has maximized the effectiveness of the data, and better illustrates the daily activities of a trooper. This new form is currently utilized in all nine districts.

Website Development

The framework and design for the public website hosting Mississippi's traffic records information is an evolving environment. As each year closes, the prior year data is added to the database. Additional statistical summaries, charts and maps are constantly updating the site. Published research reports such as the Scientific Observational Seat Belt Survey and Child Restraint Usage/Motorcycle Helmet Usage Surveys are on the site. Research studies of the Mississippi Alcohol Safety Education Program (MASEP) are available.

Current production data includes 2010 crashes and citations by county and city. Crash data is specific for severity distributed by fatal, injury and property damage. The research team continues to examine the website data and surveys users to ascertain how effective the traffic safety information is presented on the website. The PSDL continues to provide ad hoc reports to officials as they request them, which aids research and public information for government, agency and advocacy stakeholders.

During 2010 and 2011, there were many endeavors in the continuation of the PSDL project which increased the efficiency of the Mississippi Highway Patrol. These efforts allow MHP to maintain proactive enforcement and subsequently make Mississippi's highways and interstates safer. These new procedures include revised daily activities logs,

self-generation of reports by MHP leadership, the collaborative study of e-ticket issues, and a coordinated crime/activity report. Future goals are to expand the system to Mississippi's P.D.s and sheriff's offices.

The upgrades to the public website have made it more informative by using visualization in the form of animation, user friendly graphics, and numerous statistical reports for all police, sheriff and state agencies. A major effort is underway to expand into Mississippi's local law enforcement agencies, specifically the creation of uniform traffic and crime reporting. This effort will begin with agencies and organizations that have grants and contracts from the Mississippi Office of Highway Safety, due to the OHS need for comprehensive local data.

The SSRC, using the data provided by the Office of Highway Safety, continues to maintain and improve the public website that lists the county-by-county data for all of Mississippi's 82 counties traffic safety data, which includes accidents, DUI, citation and fatality reports. Also, there are agency-by-agency reports for cities, universities, state parks and other miscellaneous law enforcement departments. Other postings have been added, such as public service announcements, local videos and NHTSA campaigns. Facebook and Twitter accounts are part of the website.

Developments in Progress

As stated, the major components of this project for the first two years were to (1) establish the public safety data laboratory and to (2) create a Public Safety Data Lab Website. The PSDL maintains and updates the public website adding additional data and reports including work done within and outside of the PSDL. The PSDL conducts research functions, which in turn produces notoriety in the academic sector and provides answers to challenging questions and issues regarding traffic and public safety, especially in Mississippi.

After evaluation and initial development of the Daily Activity System, plans were made to migrate to individual trooper data entry in year three. Over the past year, staff from the PSDL created an application for all MHP personnel to directly enter their daily activity data into the web-based system, eliminating the need for paper and pencil method.

The PSDL conducted the training for all new users, in addition to providing support for existing and new users. This new method was not only a new MHP intranet website, but changed the daily routine and practice of all MHP personnel. This change led to the elimination of paper daily activity reports which district administrative assistants used to enter, and led to each trooper entering his/her own activity and their master sergeants approving the electronically submitted activity.

With the improved system process, all users have instant access to his/her activity information for specific timelines (last week, last month, last year), or the ability to select specific dates and generate reports for their activity in that time period. Supervisors have the same access, but also to information for individuals they supervise. While users are still learning and adjusting, feedback from this migration has been positive. The PSDL continues to receive feedback and recommendations for updates during year four.

One facet of the continuation project is the integration of the Daily Activity System with the Mobile Officer Virtual Environment (MOVE) Electronic Citation (eCite) Platform. This will supplement the traffic safety data maintained/published for MHP administrators and the public website. With the addition of MOVE/eCite to MHP Enforcement, there are better ways to collect and analyze data by coordinating the two systems. Plans include moving the Daily Activity System to the eCite server, which allows unified login, data transfer, and combined analysis tools and display. MOVE/eCite has revolutionized how troopers are issuing citations, as well as the information collected from each citation. This necessitates a change in how enforcement activity is collected and analyzed. Our goal is to create one information management "umbrella" that works well with each different feature; not many different, unconnected systems, which defeats the purpose of installing systems for efficiency and accuracy.

With the development of an eCite system, more quality data is being collected than ever electronically, facilitating transfer and reducing data error. No longer will the troopers have to go through each citation to report it on the DAS, and no longer will they have to manually enter GPS on the DAS for DUI tickets. All of this can be transferred from eCite to DAS using the MOVE platform. This process will also stimulate interest for potential new user departments, as an incentive to move from paper tickets to electronic tickets. Obviously, it reduces manual reporting. Some manual reporting will still be required for activities not currently processed in eCite (i.e. seizures, criminal incidents, other investigations, etc.). However, traffic violations are the vast majority of a trooper's activity.

In today's law enforcement environment, decision makers must supervise while accounting for staff shortages and dwindling budgets. They demand information that maximizes efficiency for efforts of their officers. Analyzing and tracking raw data can be mundane and time consuming, but with electronic data coupled with GIS information, the PSDL systems will allow not only accessibility, but flexibility via queries. We term this feature, "the dashboard", as it combines the data or separates the data at the users' discretion.

These features will be available to all users, depending on their level of access which is assigned by rank and need-to-know. For example, a trooper will see only his/her information, while master sergeants and higher ranks will see those they supervise in the hierarchy. The ability to search for information by violation, incident, time, location, driver name, officer, etc., is crucial to managers. The capability to summarize the reports by individual, district, region and state provides users with real time information. Custom reports produced in DAS remain in place but the "umbrella" design supplements through graphs, maps and expanded query features.

During FY-2012, the PSDL will publish yearly "Fact Books" highlighting Mississippi's traffic statistics in chart, graph and map formats. These data analyses will be categorized by several core traffic records systems, including but not limited to: (1) crash person data, such as drivers, occupants, and non-occupant attributes of race, age, and gender, belt usage and impairment; (2) vehicle in crash data; (3) location by law enforcement jurisdiction, city, county; (4) roadway environment; (5) EMS involvement; and (6) citation data, especially DUI, speeding, seat belt and child restraint violations. Also, PSDL will post

the report on the public website. The PSDL serves as a resource for other grantees of OHS needing data for proposals and reports.

Projected Budget by Funding Source:

Funding Source	2012
408 Traffic Records	\$180,627.00
State Match	\$57,247.00

Project Number: 12-K9-401-2 (Continuation project)

Project Title: Mississippi Electronic Citation/Conviction System (eCite)

Project Description: This project is a technology venture to collect citation data by computer in the law enforcement officer's vehicle. This would allow retrieval of personal identification from magnetic stripe or bar-code. The citations would be printed in the vehicle and given to the offender. An electronic citation would then be sent to the court jurisdiction. This system would also capture both in-state and out-of-state driver information and offenses. Court adjudication data would be transmitted electronically to DPS for update of Driver History Files.

Project Purpose: This project is to promote timely, accurate and complete citation data from issuance via laptop computer to court adjudication to final placement on the driver history file or transmission to other states' Driver License Bureaus.

Project Status: The Social Science Research Center (SSRC) at Mississippi State University (MSU) and the University of Alabama's (UA) Center for Advanced Public Safety (CAPS) teamed up in 2010 to begin an electronic citation project for the State of Mississippi. With the strong support of and partnership with the Mississippi Department of Public Safety (MDPS), the group has developed the MOVE/eCite software system for Mississippi's law enforcement community, which is currently being deployed to the enforcement division of the Mississippi Highway Patrol (MHP).

Upon completion of information, data gathering and development of the software, a pilot program was implemented within MHP using approximately fifty members of the enforcement division from across the state with 4 to 5 users from each of the nine MHP Districts. The pilot program began in September 2010, with all participants undergoing a one day training seminar. The troopers began to issue live tickets after practice and approval from MHP & MDPS Administrators. During the pilot, some issues and challenges were discovered such as missing citation codes in eCite, the lag time of bringing courts online, etc.). The project team held "listening sessions" where the group gained feedback and input from the pilot participants. The issues and problems were resolved and the group began planning of full deployment to MHP Enforcement, which is currently in process. As of April, 2011, the pilot participants along with Troops D, E and M have been trained, equipped and are using eCite to issue citations.

The current deployment schedule calls for one troop to be trained each month, with the expectation of finishing all the MHP enforcement units being trained by October, 2011. Overall, the project has been a success, with almost 22,000 citations being issued via eCite since October, 2010, by a limited number of troopers. As each new troop comes

online, the average number of tickets issued on a daily basis continues to rise and users continue to ask for more features. Thus, even though the project has been very successful to date, much more work remains to expand the overall capabilities and of the system and to make it available to additional users.

Mississippi's Department of Public Safety has made a strong investment in information technology systems for its law enforcement agencies, which created the Public Safety Data Laboratory (PSDL) and the electronic citation system. The PSDL has worked closely with the Mississippi Highway Patrol (MHP) and the Governor's Office of Highway Safety (OHS) to establish a new Daily Activity Reporting System and a public website displaying statewide statistical crash information for the past three years. The PSDL's guiding mission is to serve as a data analysis and research unit to improve public safety for all Mississippians. Using the Data Driven Approaches to Crime and Traffic Safety (DDACTS) method, the collection and analysis of data to institute fact-based policing and policy making has proven to be a useful tool for enforcement procedures and personnel management.

However, more information is needed to fully realize the results of data driven policing. The establishment of the eCite system has enhanced the amount of data collected, making it easier to collect and analyze a vast quantity of citation information. Before the overall project is completed, full MHP deployment has to be conducted, local law enforcement agencies need to be included, and new features that make the officers' job easier and more efficient. This facility will demand more data analyses and coordination to produce a superior law enforcement information management system.

Year 3 (FY2012), will again partner the SSRC and CAPS, with the SSRC serving as the overall project manager, and will provide training and support functions, while CAPS continues with the technical development and support, as has been done in the first 18 months of the project. This proposal outlines the goals and ambitions for FY. 2012, along with the responsibilities and timeline. Again, this is a project that, from the start, was predicted to need a five (5) year commitment in order to fully and adequately establish a product that is fully functional and meets the needs and desires of MDPS. The five year window allows new technologies and features to be introduced on a regular schedule, allowing the SSRC and CAPS to work with MHP and MDPS to roll out new features in the system, as well as to other agencies interested in the system.

The project has been underway since April 1, 2010. As of May, 2011, the current status is as follows:

- MOVE and eCite successfully installed in four(4) full troops of MHP, in addition to pilot users, with the remaining five(5) troops scheduled for training and production by October 2011;
- A basic version of CitSearch, a browser based data query and information site for eCite, with a new version for all users anticipated in June 2011;
- Services to pull down the citation data into an RMS system (approximately 7 justice courts are receiving citations electronically, with the majority scheduled to begin receiving them over the next two months);
- All additional courts to be addressed at summer mandatory training sessions

- Issued approximately 22,000 citations since the pilot group went live in October 2010.

The overall project management will be the responsibility of the SSRC. As the prime contractor, the SSRC will assume the responsibility of ensuring: (1) goals and timelines are met, (2) the project remains within budget, (3) periodic reports are delivered to DPS on the status of the project, and (4) that liaison is maintained between CAPS, MHP, the courts, MDPS, and other agencies using the system. The main responsibilities will lie with the project coordinator at the SSRC, who will make sure all tasks are being met and every project participant has what is required to accomplish their tasks.

MDPS/MHP has requested several new software components to be developed during FY 2012:

1. Enhancements to the MOVE/eCite platform:
 - a. The capture of data relating to DUI citations and the generation of DUI paper citations at roadside. (Note: Due to statutory restrictions, DUI citations must be printed and presented to the defendant, jail and court.) Inclusion of the DUI data within eCite will allow:
 - i. Additional citations, such as No Insurance, No Inspection, etc. to be replicated from the DUI citation quickly and without errors.
 - ii. The ability to pre-populate Daily Activity Summary with DUI citation data (see Components 5 below).
 - iii. Inclusion of DUI citation data in CiteSearch and advanced dashboards (see Components 3 and 4 below).
 - iv. Possible transfer of DUI data to Courts (paper citations must still be filed with court)
(NOTE: sub-section B is pending upon approval of Legislature)
 - b. The capture of data relating to General Affidavits (GA) (Note: GAs are cases involving misdemeanors and possibly felonies). At this time the project is planned to only capture data, individual courts require their unique GA forms to be filed by the arresting officer. Additionally, the GA data is not planned to be included in the court data transfer process. Inclusion of the GA data within eCite will allow:
 - i. Additional traffic citations, such as No Insurance, No Inspection, etc. to be replicated from the GA data quickly and without errors.
 - ii. Pre-populate Daily Activity Summary with GA data (see Project 5 below).
 - iii. Inclusion of GA data in CitSearch and advanced dashboards (see Projects 3 and 4 below).
 - c. Provide data transfer within MOVE between Mississippi's NCIC portal and the person and vehicle objects within MOVE. Such data transfer will allow troopers to more quickly and accurately record data concerning motor vehicles and, as necessary, provide more detailed data on persons. As the actual NCIC "call" will be provided by a MDPS vendor, this project will consist of the initiation and consumption of the data request and reply.
 - d. Adapt the MOVE/eCite system for Local Law Enforcement Agencies (LEA) of Mississippi.
 - e. To further strengthen the abilities of the Mississippi eCite Help Desk, CAPS support will be provided for Tier 2 and 3 assistance.

2. **Unified Login:** Current MHP users require several accounts/password to access necessary applications such as Report Beam, MOVE, eCite (presently the Report Beam account/passwords are copied into the administrative tables of MOVE and eCite), DAS and others. A unified login will provide true single authorization and authentication of accounts needed by the MHP and other participating entities. The unified login will be SQL based and include a browser interface for the maintenance/addition/deletion of all accounts and passwords. To include Report Beam in the unified login process, the supplying vendor will be provided with a web service for use in authentication.
3. **CitSearch:** The companion application of eCite is a browser based data query and information site known as CitSearch. CitSearch compiles all electronic citation data and allows detailed and summaries to be reviewed by users with appropriate access. CitSearch activities will include (Note: also see separate CitSearch Adjudications document for more complete details):
 - a. Importing and inclusion of court adjudication data into CitSearch. This function will include:
 - i. Automating the import of adjudication data from the MDPS provided files.
 - ii. Matching adjudication data with electronically issued citations.
 - iii. Providing a summary of adjudication data for CitSearch users
 - b. Maintain and support of CitSearch.
4. **Dashboard:** While CitSearch is intended to be the basic portal for viewing eCite data, a useful extension is the creation of additional graphical and statistical views of the data. These views, and associated drill downs to underlying data, will be accessible via a dashboard that allows increased user interaction with collected data. The dashboard will be located within the MOVE platform as well as via a separate, secure website. Features of this dashboard will include:
 - a. Mapping of multiple GPS points relating to citation issuance.
 - b. Correlations of data based on user selected variables and displayed graphically or via cross tab tables.
 - c. Inclusion of crash data, if provided by MDPS.

This dashboard will assist the SSRC in its mission of data analysis. SSRC will guide the development of these alternative views of the collected data to better enable them to fulfill their mission of fact-based policing. The SSRC will also analyze the data for research projects, looking for trends and relevant information about traffic safety in Mississippi. In addition, the SSRC will provide analysis on more detailed level for MDPS and MHP officials as needed.

5. **Daily Activity System (DAS):** The DAS is currently an MHP internal web based product that is used to:
 - a. Capture summary data by trooper of the activities undertaken on a given day.
 - b. Allow review and approval by supervisors of the submitted data.
 - c. Produce statistical reports (PDF format) of the activities at the trooper, post, district, region and state level.

The functionality of the DAS can be enhanced by incorporating several features that include;

- a. Pre-populate DAS data concerning traffic violations by accessing data collected during the issuance of electronic citations. Data currently contained in the eCite database is sufficient (date/time, issuing trooper, ACD code) to pre-populate the DAS with the addition of the hazardous/non-hazardous designation. (Note: Recording of paper issued citations will continue to be provided for via DAS.)
- b. Pre-populate DAS data concerning motor vehicle crashes by accessing (or replication) the MS crash database. Data currently contained in the crash database is sufficient to populate the data elements of DAS.
- c. Provide improved maintenance and support by converting the current DAS project to a .Net/SQL platform.

Support/Deployment

Training

With the development and installation of a new system to issue citations, a significant component of this project will involve training users of the new system. The training component will be led by a Training Coordinator of the SSRC who will develop the training program, develop training materials, dates, and location for the training of all users (MDPS, MHP, Courts, LEAs, etc.). The training coordinator, in addition to the project manager, will be tasked with developing a schedule for deployment as agencies and developers are ready. The training coordinator will also establish "refresher" training for current users, in order to avoid confusion and inform users of new features. Additional training information (videos, FAQ, etc.) will also be provided on the informational website (www.psdل.ssrc.msstate.edu/eCite)

Help Desk

The Help Desk is the support and problem solving function for the system. This will be handled by designated individuals from the SSRC, who will provide help and support to troopers on the road and supervisors within MHP. The help desk will involve several individuals within the SSRC who are knowledgeable and up to date with the eCite system, who will provide support and assistance to users. The Help Desk and Training Coordinator will also train MHP Supervisors to be able to provide support and assistance to roadmen. The Help Desk will also maintain up-to-date user manuals, and stay abreast of the newest features within the system, so that they are able to provide support and assistance on all components. Information will also be made available on the project's website (www.psdل.ssrc.msstate.edu/eCite) for commonly asked questions and issues.

Projected Budget by Funding Source:

Funding Source	2012
408 Traffic Records	\$568,965.00
State Match	\$120,000.00

Project Number: 12-K9-408-1
Project Title: Match for eCite, No federal funds utilized
Budget: DPS Match for eCite Project \$120,000.00

Project Number: 12-K9-401-3
Project Title: MSU Seat Belt Survey Redesign
Project Description: On April 1, 2011, the National Highway Traffic Safety Administration (NHTSA) published a final rule that revised the Uniform Criteria for State Observational Surveys of Seat Belt Use. This rule mandates each State to revamp its current methodological design of the annual observational seat belt survey. NHTSA believes the redesign will reduce the urban bias while improving the accuracy, consistency and efficiency of the surveys across all States.

Projected Budget by Funding Source:
Funding Source 2012
408 Traffic Records \$38,524.00
State Match \$7,704.80

Program Area Cost Summary (See HS 217)
Planning and Administration: None
Over \$5000 Equipment Request: None
Paid Media: None

TR 2012-04
TRAFFIC RECORDS COORDINATION

Sub-grantee	Project	Federal	Match	402 to Local
OHS 12-TR-410-1	1. Traffic Records Coordination Personnel: Traffic Records Coordinator Fringe; Travel; Contractual Services; Commodities	\$106,289.00	\$0.00	\$0.00
Total		\$106,289.00	\$0.00	\$0.00

SECTION 408 TRAFFIC RECORDS

Sub-grantee	Project Title	Federal	Match	402 to Local
1.DPS/MS State Univ. SSRC 12-K9-401-2	1. Comprehensive Citation/Conviction System (eCite)	\$568,965.00	\$120,000.00	\$0.00
2.MS State University SSRC 12-K9-401-1	3. Public Safety Data Laboratory	\$180,627.00	\$57,247.00	\$0.00
3.MS State University SSRC 12-K9-401-3	5. Redesign of Seat Belt Survey	\$38,524.00	\$7,704.80	\$0.00
Total		\$788,116.00	\$184,951.80	\$0.00

FY 2012-05
POLICE TRAFFIC SERVICES

Problem Identification:

Mississippi Police Traffic Services plans to increase enforcement, education, and training in traffic law enforcement and effective adjudication, and reduce the incidence of aggressive driving including speeding. Traffic enforcement has been a long mainstay of the police profession. Increasing community demands on law enforcement agencies, rising crime rates, and shifting priorities have begun to direct resources away from traffic enforcement. OHS, along with all awarded agencies, will implement activities in support of national highway safety goals to reduce motor vehicle related fatalities according to their specific funding source. The requirements include: National law enforcement mobilizations and sustained enforcement of statutes addressing impaired driving, occupant protection and driving in excess of posted speed limits activities dependent upon the funding source of the contract. All awarded contract are required to complete the HVE Compliance form at implementation which defines the mobilizations and sustained enforcement activities. OHS will be conducting the annual statewide safety belt use survey in accordance with criteria established by the Secretary for the measurement of State safety belt use rates to ensure that the measurements are accurate and representative and seek information needed to begin the development and implementation of a statewide data system.

Besides solving crimes, traffic enforcement works to reduce the huge human and financial cost of automobile crashes. With an average cost of \$150 billion per year, more people are killed each year in traffic crashes (a fatality every 13 minutes) than by murder (one every 21 minutes). Seatbelts, air bags, other restraint systems and anti-lock brakes have significantly contributed to reducing injuries and deaths from traffic crashes. But these technological advances are only a step in the process. Continued improvements in vehicle design are necessary to protect occupants, along with education and behavior modification.

Effective and ongoing traffic enforcement is a key factor in improving or maintaining a community's quality of life. As crime increases and more demands are placed on law enforcement agencies, the importance of effective traffic enforcement rises. Among the problem are funding issues, shifting demands for police services and projected increases in registered drivers and traffic fatalities. Law Enforcement organizations will have to refocus traffic enforcement to respond to the coming changes and improve traffic services.

The public's lack of compliance with traffic laws and the view that driving beyond the speed limit is acceptable must be changed. People have to come to understand that driving under the influence of alcohol, driving too fast and not wearing their seatbelt is dangerous. Therefore, more education to the public and increased enforcement is necessary for Mississippi to have safer highways.

Outcome Measures:

C-4 Core Outcome Measure/Unrestrained Passengers: To decrease unrestrained passenger vehicle occupant fatalities in all seating positions 15% from the 2009 base calendar year of 380 to 323 by December 31, 2012.

C-5 Core Outcome Measure/Alcohol and Other Drugs: To decrease alcohol impaired driving fatalities by 15%, from the 2009 calendar year baseline of 234 to 199 by December 31, 2012.

C-6 Core Outcome Measure/ Speed: To decrease speeding-related fatalities 15% from the 2009 base calendar year of 106 to 90 by December 31, 2012.

Activity Measures;

Activity Measure/Speed: To increase the number of grant funded speeding citations during state enforcement periods by 15% from 32,429 in 2009 to 36,914 by December 31, 2012.

Strategies:

- Provide for comprehensive Police Traffic Services Coordination through a Law Enforcement Liaison Statewide Network.
- Participate in Click It or Ticket and Over the Limit, Under Arrest National Mobilization periods.
- To ensure local law enforcement receive as much training as possible by conducting SFST training, Complete Traffic Stops, the DRE-ARIDE Pilot Program, Speed Management Workshops, and TOPS.
- To enhance the CRASH reconstruction level for the Mississippi Highway Patrol.
- To provide public information and education to the public for all traffic safety related issues and campaigns.
- To provide funding for four police traffic services grants to local law enforcement, offering speed, traffic, seat belt and DUI components.
- OHS will utilize the NHTSA/GHSA questions to track driver attitude and awareness related to speeding issues by conducting surveys during the fourth quarter of FY 2012.

FY 2012-06

Driver Education - Project Descriptions:

Project Number: 12-DE-410-1

Project Title: Office of Highway Safety – Driver Education (DE) Coordination Program

Project Description: Through the Driver Education Project, the OHS will provide statewide coordination of all driver education projects for the Special Projects Program and the Diversity Conference. The DE Coordinator is responsible for planning the diversity project as well as supervising all activities/duties of the Special Projects Occupant Protection

Coordination Program (SOPCP). The Special Projects Coordinator along with statewide partners will perform all duties required for the implementation of the SOPCP traffic safety program and activities. Evaluation plans for these projects will be developed and the needed data collected by the DE Program Coordinator and the Special Projects Coordinator. The funding will provide one (1) DE Program Coordinator and one (1) Special Projects Coordinator, travel, commodities, and contractual services.

Project Number: 12-DE-400-1

Project Title: To be determined

Description: The diversity project for FY12 will be implemented in the central portion of the state. This project will bring minority groups together throughout the state including but not limited to: religious organizations, educational leaders, community leaders, leaders of the Native American Tribal communities, law enforcement, HBCU's and other groups not yet identified. The goal of this project is to bring more awareness regarding occupant protection and increase seat belt usage among minorities. The implementation of the one (1) day summit will assist in bridging the gap between minority groups and the department of public safety.

Budget: \$60,000.00 Federal 402

Project Number: 12-DE-412-1

Project Title: USM Special Projects Occupant Protection Coordination Program

Project Description: The Special Projects Coordinator and the Mississippi Student Advisory Board (SAB) will plan and host projects emphasizing the importance of seat belt use and other highway safety issues. The Special Projects Coordinator, along with input from the SAB, will plan and host a statewide club officer training, which will reach approximately 600 students who are seen as leaders in their communities' or schools' peer-to-peer groups. The training will offer workshops in highway safety issues including occupant protection, leadership skills, etc. The Special Projects Coordinator, along with input from the SAB, will plan and host their 3rd annual 3 D Safety Fair. This Safety Fair was the vision of the 2008-2009 board and reached over 200 individuals in the Rankin County area. The students planned interactive strategic displays such as SIDNE, Roll Over Rover and a mock car crash presentation. The Special Projects coordinator also serves as the State SADD (Students Against Destructive Decisions) Coordinator assisting schools to create and implement a SADD Chapter in their middle, high school or college. In FY12 a request for approval to purchase equipment for a Virtual Driver simulator to be utilized in all aspects of the project giving a hands-on view of various scenarios related to specific highway safety problems such as impaired driving, distracted driving, seat belt, etc. Program income of approximately \$11,000.00 will be utilized in the grant funds expended.

Budget: \$250,000.00 Federal 402

P & A: None

Equipment over \$5,000: VirtualDriver \$11,949.00, USM Special Projects 12-DE-412-1

Paid Media: None

Sub-grantee	Project Title	Federal	Match	402 to Local
1. Office of Hwy Safety 12-DE-410-1	Driver Education Coordination Personnel: Salary and Fringe; Travel; Commodities; Contractual Services	\$100,000.00	\$10,000.00	-0-
1. University To be determined	Diversity Project One (1) Day Conference	\$60,000.00	\$12,000.00	\$-0-
2. USM 12-DE-412-1	University of Southern Mississippi Special Occupant Protection/Teen Demonstration Personnel: Salary; Fringe; Travel; Commodities; Contractual Services; Indirect Cost; Equipment: (2) VT Touch Virtual Trainer (2) VT Touch Portability Package, (2) HD Projector Portable Projector Screen	\$250,000.00	\$69,737.00	-0-
Grand Total		\$410,000.00	\$91,737.00	\$-0-

FY 2012 402 Police Traffic Services Project Descriptions

Project Number: 12-PT-205-1

Project Title: Brandon Police Department

Project Description: Brandon is located in Rankin County, which is ranked 10th in the top twenty counties for injuries per mile of county roads and 11th in total crash rate per 10K population in 2010. The City of Brandon is ranked 16th in the top twenty five cities for serious injury crashes in 2010. The department wrote the following citation in 2010: 239 DUI, 140 seat belt, and 319 child restraint citations. The department worked 467 crashes in 2010 which includes 4 fatal and 144 injury crashes. The funding for this project will be for overtime to conduct Police Traffic Services HVE during the national and holiday blitz campaigns as well as other area events in which there is a high risk for speeding, alcohol impaired driving and occupant protection issues or infractions on the roadways.

Budget: \$30,000.00 Federal 402

Project Number: 12-PT-278-1

Project Title: Flowood P.D. Police Traffic Services Program

Project Description: The Flowood P.D. is located in Rankin County and is becoming one of the fastest growing areas in central Mississippi. Currently the city is experiencing a large growth in business such as shopping malls, restaurants, local businesses, and residential growth, which is causing a tremendous increase in traffic within the City of Flowood. In 2010, the Police Department issued 3,628 speeding violations, 292 adult seatbelt violations, 43 child restraint violations and made 105 DUI arrests. The city will use the funding from OHS to conduct HVE for all traffic related problems. The funding will be utilized to conduct extra enforcement as identified by OHS guidelines and contract agreement through the use of overtime funds.

Budget: \$50,000.00 Federal 402

Project Number: 12-PT-134-1

Project Title: Jones County Police Traffic Services Program

Project Description: Jones County is ranked 18th in the top twenty counties for injuries per mile of county roads in 2010. Jones County is located in the southeastern portion of the

state and is intersected by I-59, U.S. Highway 11, U.S. Highway 84, and U.S. Highway 15. The population for Jones County is 67,671 according to the 2010 U.S. Census. This is a significant increase over the 64,958 population from 2000 census. Numerous industries, a regional hospital and community college are all located in Jones County. Compounding the traffic problems are commuters from the five surrounding counties that work in Jones County. While Jones County is a dry county the surrounding counties are not. Many Motorists drive under the influence when returning to their residence. The Jones County Sheriff's Department conducted the following activities in 2010: 134 DUI arrests, 325 seat belt violations, 55 child restraint violations, and 440 speeding violations. The department worked 297 crashes which includes 5 fatal and 115 injury crashes in 2010 as well. This project will continue to focus on DUI enforcement, traffic enforcement, occupant protection and public education by utilizing three (3) Full Time Officers and one (1) Traffic Project Coordinator dedicated strictly to police traffic services project for 2012.
Budget: \$92,000.00 Federal 402

Project Number: 12-PT-402-1

Project Title: Office of Attorney General - Traffic Safety Resource Prosecution Program

Project Description: The Office of the Attorney General will receive a continuation grant for a Traffic Safety Resource Prosecutor, who will assist STORM (Sobriety Trained Officers Representing MS), the MS Law Enforcement Liaison Office (LEL), and train DUI prosecutors as well as judges across the state. OHS will collaborate with the Mississippi Prosecutor's Association and the Prosecutor's Training Division of the Mississippi Attorney General's Office to increase DUI conviction rates. The OHS currently funds a grant through the Prosecutor's Training Division of the Mississippi Attorney General's Office for a Traffic Safety Resource Prosecutor (TSRP). The TSRP will act as a liaison to increase the conviction rates for Impaired Driving cases. Funding will also provide one (1) full time assistant and one (1) law clerk to assist the Traffic Safety Resource Prosecutor.

To assist OHS in obtaining its goal of increasing DUI conviction rates, the TSRP will communicate program plans to local prosecutors *prior* to implementation. This will ensure that the prosecutors are prepared to handle large influxes of cases following blitz periods and that they are constantly aware of the plan of action. Such awareness will ensure that the impaired driving cases are being diligently pursued not only by law enforcement officers, but also by the prosecutors until successful dispositions of the cases are achieved.

The TSRP will also assist prosecutors and law enforcement officers across the state in identifying areas where training is needed. This collaboration will result in the training of a minimum of 1000 prosecutors and law enforcement officers on topics including but not limited to: prosecuting basic DUI cases (A Practical DUI Course: Nuts & Bolts); crash reconstruction; vehicular homicide (A Lethal Weapon); search and seizure; Officer Testimony Training (A Cops in Court); Legal Updates; Basic DUI prosecution Course with a SFST primer; PowerPoint for Prosecutors; and Trial Advocacy for DUI cases. Funding will purchase 1 projector screen and intercom/speaker system.

Budget: \$205,536.00 Federal 402

Project Number: 12-PT-408-1

Project Title: MS Hwy Patrol Uniformed Public Affairs P I & E

Project Description: The MHP Uniformed Public Affairs Project within the Department of Public Safety has requested continued funding to purchasing commodities and reimburse for travel for the statewide Highway Safety Public Education campaign. This campaign is conducted by each of the nine (9) Public Affairs Officers in the nine (9) Highway Patrol Districts. The PAO support and promote the "Click it or Ticket" and the new "Drive Sober or Get Pulled Over" national campaigns. Educating the public is the key in assisting a person in making the right choices in life. By showing and presenting to them the dangers associated with Driving Under the Influence, not wearing a seat belt, not properly using a child restraint device, teen driver demonstrations and driving while distracted the state can influence the targeted audience to make the right decision. This along with good media relations with TV news, radio and the local newspapers can assist in getting the word out to a large population to help promote safe driving practices.

Budget: \$40,000 Federal 402

Project Number: 12-PT-408-2

Project Title: MS Hwy Patrol CRASH Reconstruction

Project Description: The MS Highway Safety Patrol C.R.A.S.H. (Collision Reconstruction Analysis on State Highways) project is seeking funding to enhance the capabilities of the CRASH team. This project will expand in depth MHP's collision investigation and reconstruction techniques. This grant will fund upgraded software necessary for the operations of the 5 crash data retrieval systems, 5 PCM interface kits for crash data retrieval. There were 320 fatalities on MHP patrolled roadways and interstates in 2010, down by 10 from 2009. The new technology and training ensure team members will be equipped with the knowledge and equipment to analyze a crash and prepare a comprehensive report that will aid the prosecutors in holding those responsible for their actions. The ultimate goal of the unit remains to enhance and expand the capabilities of the unit in their in-depth and comprehensive investigation and reconstruction of collisions and the causation factors of these collisions that are significant in their resulting of serious injuries and or death of the persons involve in these collisions.

Budget: \$69,260.00 Federal 402

Project Number: 12-PT-401-1

Project Title: MASEP Local SFST and Law Enforcement Training Program

Project Description: Over the past years a vital need for continuation of Standardized Field Sobriety Testing (SFST) Training through Mississippi State University MASEP has been recognized in the state, and the requests for this training continues to increase. In FY 2010, 23 SFST workshops which were held throughout the state, trained a total of 490 officers. These SFST officers have formed a DUI Officer Association entitled STORM (Sobriety Trained Officers Representing Mississippi), which has contributed greatly to a substantial drop in the average BAC for DUI arrests, down to .138 in 2010, from .141 in 2008. The response from officers who have received the training and from law enforcement leaders across the state indicates an overwhelming need for continuation of SFST training as well as other training statewide. In 2001 training in Drug Abuse Recognition (DAR) was incorporated into the grant and in 2002 Complete Traffic Stop (CTS) training was initiated. The DAR program has been replaced by the Drug Recognition Expert (DRE) and the Advanced Roadside Impaired Driving Enforcement (ARIDE) programs. These programs train law enforcement officers to identify the signs of impairment caused by drugs, alcohol, or a combination of both. The first class for Drug Recognition Expert

(DRE) training was held in 2008 with fifteen officers completing the program. In 2009-2010 thirty six officers were trained in the first two ARIDE classes. In 2009-2010 one hundred eight officers were trained in seven CTS classes. The demand for SFST, DRE, ARIDE, and CTS training continues to be strong. Not only are law enforcement agencies continuing to request the training but the desire for these procedures to be used in presenting a case is frequently requested by the court.

Based upon continued requests for this training and a continuing demand for this type of training from the legal system, the Office of Highway Safety has determined that there is a need to continue SFST, DRE, ARIDE and CTS training. Additional components of Year 19 DUI Enforcement Project are to provide funding for participants/attendees hotel room expenses for two Sobriety Trained Officers Representing Mississippi (STORM) Conferences and to provide training for twenty-five new instructors for SFST. These trainings meet the criteria of initiation, development and implementation specified in Title 23 CFR, Chapter 11, Part 1250, enabling consideration for local benefit.

Budget: \$353,680.00 Federal 402

Project Number: 12-PT-223-1

Project Title: Natchez P.D. Police Traffic Services Program

Project Description: Natchez is currently ranked 10th in the 2010 top twenty five cities for serious injury crashes. Natchez is located in Adams County, which is ranked 6th in injury rate per 10K population as well as 18th for total crash rate in 2010. The Natchez Police Department has issued the following violations for 2010: 96 DUI arrests, 1672 seat belt citations, 151 child restraint citations and 1026 speeding violations. Natchez Police Department will continue to implement a PTS project to address the traffic issues within the city by using overtime funds along with the supervision of 1 part time project coordinator during the 2012 project year.

Budget: \$45,000.00 Federal 402

Project Number: 12-PT-410-1

Project Title: Office of Highway Safety - Police Traffic Services Coordination Program

Project Description: The Police Traffic Services Coordinator will oversee the Law Enforcement Liaison -Traffic Enforcement Network (T.E.N.) which was established in past years. There are nine (9) LEL Network Coordinators, one in each of the nine (9) districts of the Mississippi Highway Patrol troops. Three full-time State Regional Law Enforcement Liaison Officers oversee the project that is currently broken down into the Northern, Central and Southern regions. The Law Enforcement Liaison serves as a field representative and will contact and visit law enforcement agency heads and conduct in-service training to the agencies in order to keep them informed on current traffic safety trends and issues. By doing this, the MS Office of Highway Safety has started to bring back a positive enthusiasm for the enforcement and education of highway safety. Namely, greater law enforcement participation, increased and improved reporting and a significant increase in alcohol countermeasure enforcement grant applications are but a few of these benefits. This was accomplished by having quarterly meetings in each troop to share ideas, educational material, training needs and a coordinated effort to traffic safety.

The function of the Law Enforcement Liaison is to establish communication between the State, local P.D.s and sheriff's departments. In addition, the OHS Staff Liaison to the Mississippi Highway Safety Patrol will coordinate activities with State agencies and OHS

Sub-Grantee Agencies. Activities will include Public Information and Education Campaigns, Training for Law Enforcement, Targeted Enforcement Blitzes, Saturation Patrols, Safety Checkpoints, and other High Visibility Enforcement (HVE) efforts. As per the norm, the LELs will continue to be relied upon heavily by agencies in the State for assistance with report writing, training, enforcement coordination/ activation, and any other special enforcement-related concerns or objective achievements. The LELs are the cornerstone of the strategic implementation measure to be conducted throughout the twelve (12) month sustained enforcement period.

The Police Traffic Services Coordination Program will also oversee all traffic safety related projects during the grant period. The funding will include two (2) coordinators, one (1) LEL branch director, one (1) full time LEL program manager, and one (1) part time PTS program manager.

Budget: \$200,000.00 Federal 402

Project Number: 12-PT-319-1

Project Title: Pearl Police Department

Project Description: The jurisdiction of Pearl is located just east of the capital City of Jackson, Mississippi. According to the 2010 census, the population of Pearl is 25,092 which is an increase over 2000 census which report 21,961. Due to Pearl's growth with new subdivisions, restaurants, businesses, expanded roadways, Bass Pro Shop, the Mississippi Braves Baseball Stadium, the 2010 opening of the Bloomfield Outlet mall and Sam's Wholesale Club, the traffic flow will increase dramatically. According to marketing and tourism surveys, the Bass Pro shop and Mississippi Braves brought in approximately 2.2 million people or 6,044 people daily increasing the speeding violations and traffic accidents. Some establishment in Pearl serve beer and light wine but the bigger alcohol problem is from patrons traveling through Rankin County from Jackson. The City of Pearl is ranked 6th in the 2010 top twenty five cities for serious injury crashes. The City of Pearl is also located in Rankin County, which is ranked 10th in the top twenty counties for injuries per mile of county roads and 11th in total crash rate per 10K population in 2010. The Police Department worked 820 crashes in 2010 which includes 2 fatal and 153 injury crashes. The Police Department continuously conducts HVE and issued the following number of violations in 2010: 204 DUI arrests, 2,920 seat belt citations, 397 child restraint citations, and 2,403 speeding citation. The continued funding will provide the 3 full time officers necessary to continue a police traffic service unit dedicated to roadway safety during FY12.

Budget: \$106,105.00 Federal 402

Project Number: 12-PT-412-1

Project Title: USM Law Enforcement Liaison (LEL)

Project Description: The primary mission of the Law Enforcement Liaison project is to provide technical assistance and on-site training to all Mississippi law enforcement agencies, which include 9 Mississippi Highway Safety Patrol - Troop Districts, 82 County Sheriff's Departments, and 250 Municipal Police Departments as well as other Police Agencies in order to reduce the number of alcohol/drug related traffic crashes and fatalities upon Mississippi roadways. In addition, the LEL project will continue to oversee the National Highway Traffic Safety Administration (NHTSA) funded programs and core curriculums. Programs include: the Click It or Ticket; the new Drive Sober or Get Pulled

Over impaired driving campaigns; and Safe and Sober National Enforcement Campaigns. Curriculums and advanced training include: Standardized Field Sobriety Testing (SFST) certification training, Standardized Field Sobriety Testing re-certification training (SFST refresher), Drug Recognition Expert (DRE) certification training, Advanced Roadside Impaired Driving Enforcement (ARIDE), Complete Traffic Stops (CTS), Sobriety Trained Officers Representing Mississippi (STORM), Traffic Occupant Protection Strategies (TOPS), and other occupant protection training such as Child Passenger Safety Technician (CPST). The LEL project will continue to manage, schedule, and provide these training opportunities for law enforcement officers throughout the state.

The coordinator of this project will work under the direction of the MS Governor's Office of Highway Safety Director and work in conjunction with the State Law Enforcement Liaison Office. The coordinator will assist in coordinating the Central, Northern and Southern Law Enforcement Liaison Network program. The Central region is the largest segment of population and highest alcohol-fatality rates in Mississippi. The State of Mississippi is planning to implement the Speed Management Strategy to all law enforcement officers and the public in Mississippi. The training outline, objectives, and speed training plan will be constructed with input and approval from all attendees. (Public Policy, Law Enforcement, Traffic Engineering, and Judicial) The MS Governor's Office of Highway Safety will train officers, City/ County officials, and the public on the Speed Management Strategy. The training will take place through the Office of Highway and the MS LEL Training Office schedule currently being offered for SFST, TOPS, CTS, ARIDE, and DRE for the Traffic Officer training statewide. At least three speed workshops are being planned for FY 2012. The training will take place at various workshops and meetings across the state.

Another training component that will be continued this year is in-car camera training (154). Mobile video/audio recording equipment has been demonstrated to be of value in the prosecution of traffic violations and related offenses, in evaluation of officer performance as well as in training. This class is designed for both Instructors and for the Patrol Officers desiring to legally collect evidence for court using in-car video equipment, such as DUI/DWI, and Accident Investigation.

Budget: \$599,437.67 Federal 402

Each project site listed will participate in coordinated statewide public information and education campaigns in addition to supporting and cooperating in the Click It or Ticket enforcement mobilization, the Teen Demonstration Project, the "Drive Sober or Get Pulled Over" DUI enforcement mobilization, speed enforcement initiatives such as Blue Talon in NHTSA Region VI, the Mississippi Association of Highway Safety Leaders, and STORM (Sobriety Trained Officers Representing Mississippi).

Coordinated efforts will be made in working with law enforcement officers throughout Mississippi in strictly enforcing the state's Implied Consent laws, driving over the posted speed limit laws, the primary seat belt law, and the child restraint law. In addition to individual project supplies and materials, the Office of Highway Safety will supply each project with information and materials provided by NHTSA.

Program Area Cost Summary (See HS 217)
Planning and Administration: None

Over \$5000 Equipment Request: None
 Paid Media: None

**FY 2012-05
 POLICE TRAFFIC SERVICES**

Sub-grantee	Project Title	Federal	Match	402 to Local
1. Brandon P.D. 12-PT-205-1	Police Traffic Services Personnel: Overtime and fringe; Contractual Services; Commodities	\$30,000.00	\$7,500.00	\$30,000.00
2. Flowood P.D. 12-PT-278-1	Police Traffic Services Personnel: overtime, & fringe; Commodities; Contractual Services	\$50,000.00	\$12,500.00	\$50,000.00
3. Jones Co. S.O. 12-PT-134-1	Police Traffic Services Personnel: 3 Full Time Officers, 1 Traffic Project Coordinator and Fringe	\$92,000.00	\$97,450.00	\$92,000.00
4. MS Hwy Patrol 12-PT-408-1	Uniformed Public Affairs Project Travel; Commodities	\$40,000.00	\$505,475.00	-0-
5. MS Hwy Patrol 12-PT-408-2	CRASH Reconstruction Unit Contractual Services; Equipment;	\$69,260.00	\$23,086.00	-0-
6. MSU - MASEP 12-PT-401-1	Mississippi State University - MASEP Law Enforcement Training Project Support; Travel; Commodities; Contractual Services	\$353,680.00	\$33,830.00	\$353,680.00
7. Natchez P.D. 12-PT-223-1	Police Traffic Services Personnel: Overtime, Admin., & Fringe; Travel	\$45,000.00	-0-	\$45,000.00
8. Office of the A.G. 12-PT-402-1	Traffic Safety Resource Prosecutor Personnel: 1 Full Time TSRP, 1 Full Time Administrative Asst., 1 Full Time Court Clerk; Fringe; Travel; Commodities; Equipment: Projector & Speakers; and Indirect Cost	\$205,536.00	\$51,384	-0-
9. Office of Hwy Safety 12-PT-410-1	Police Traffic Services Coordination Personnel: Salary and Fringe; Travel; Commodities	\$200,000.00	\$20,000.00	-0-
10. Pearl P.D. 12-PT-319-1	Police Traffic Services Personnel: 3 Full Time Traffic Officers and Overtime	\$106,105.00	\$106,274.00	\$106,105.00

11. USM 12-PT-412-1	University of Southern Mississippi Police Traffic Services-Law Enforcement Liaison Personnel: Salaries-Dep. Dir./Sr. Instructor, 2 Instructor/Trainers, Administrative Asst., & Office Manager; Fringe; Travel; Contractual Services; Other Supplies; Commodities; Equipment: 1 Desktop, 1 Laptop, & 3 backup hard drives; Indirect Costs	\$599,437.67	\$149,859.42	\$599,437.67
Grand Total		\$1,791,018.67	\$1,007,358.42	\$1,276,222.67

STATE CERTIFICATIONS AND ASSURANCES

Failure to comply with applicable Federal statutes, regulations and directives may subject State officials to civil or criminal penalties and/or place the State in a high risk grantee status in accordance with 49 CFR 18.12.

Each fiscal year the State will sign these Certifications and Assurances that the State complies with all applicable Federal statutes, regulations, and directives in effect with respect to the periods for which it receives grant funding. Applicable provisions include, but not limited to, the following:

- 23 U.S.C. Chapter 4 - Highway Safety Act of 1966, as amended
- 49 CFR Part 18 - Uniform Administrative Requirements for Grants and Cooperative Agreements to State and Local Governments
- 23 CFR Chapter II - (§§1200, 1205, 1206, 1250, 1251, & 1252) Regulations governing highway safety programs
- NHTSA Order 462-6C - Matching Rates for State and Community Highway Safety Programs
- Highway Safety Grant Funding Policy for Field-Administered Grants

Certifications and Assurances **Section 402 Requirements**

The Governor is responsible for the administration of the State highway safety program through a State highway safety agency which has adequate powers and is suitably equipped and organized (as evidenced by appropriate oversight procedures governing such areas as procurement, financial administration, and the use, management, and disposition of equipment) to carry out the program (23 USC 402(b) (1) (A));

The political subdivisions of this State are authorized, as part of the State highway safety program, to carry out within their jurisdictions local highway safety programs which have been approved by the Governor and are in accordance with the uniform guidelines promulgated by the Secretary of Transportation (23 USC 402(b) (1) (B));

At least 40 per cent of all Federal funds apportioned to this State under 23 USC 402 for this fiscal year will be expended by or for the benefit of the political subdivision of the State in carrying out local highway safety programs (23 USC 402(b) (1) (C)), unless this requirement is waived in writing;

This State's highway safety program provides adequate and reasonable access for the safe and convenient movement of physically handicapped

persons, including those in wheelchairs, across curbs constructed or replaced on or after July 1, 1976, at all pedestrian crosswalks (23 USC 402(b) (1) (D));

The State will implement activities in support of national highway safety goals to reduce motor vehicle related fatalities that also reflect the primary data-related crash factors within the State as identified by the State highway safety planning process, including:

- National law enforcement mobilizations,
- Sustained enforcement of statutes addressing impaired driving, occupant protection, and driving in excess of posted speed limits,
- An annual statewide safety belt use survey in accordance with criteria established by the Secretary for the measurement of State safety belt use rates to ensure that the measurements are accurate and representative,
- Development of statewide data systems to provide timely and effective data analysis to support allocation of highway safety resources.

(23 USC 402 (b)(1)(E));

The State shall actively encourage all relevant law enforcement agencies in the State to follow the guidelines established for vehicular pursuits issued by the International Association of Chiefs of Police that are currently in effect. (23 USC 402(I)).

Other Federal Requirements

Cash drawdowns will be initiated only when actually needed for disbursement. 49 CFR 18.20

Cash disbursements and balances will be reported in a timely manner as required by NHTSA. 49 CFR 18.21.

The same standards of timing and amount, including the reporting of cash disbursement and balances, will be imposed upon any secondary recipient organizations. 49 CFR 18.41.

Failure to adhere to these provisions may result in the termination of drawdown privileges.

The State has submitted appropriate documentation for review to the single point of contact designated by the Governor to review Federal programs, as

required by Executive Order 12372 (Intergovernmental Review of Federal Programs);

Equipment acquired under this agreement for use in highway safety program areas shall be used and kept in operation for highway safety purposes by the State; or the State, by formal agreement with appropriate officials of a political subdivision or State agency, shall cause such equipment to be used and kept in operation for highway safety purposes 23 CFR 1200.21

The State will comply with all applicable State procurement procedures and will maintain a financial management system that complies with the minimum requirements of 49 CFR 18.20;

Federal Funding Accountability and Transparency Act (FFATA)

The State will comply with FFATA guidance, OMB Guidance on FFATA Subaward and Executive Compensation Reporting, August 27, 2010, (https://www.frs.gov/documents/OMB_Guidance_on_FFATA_Subaward_and_Executive_Compensation_Reporting_08272010.pdf) by reporting to FRS.gov for each sub-grant awarded:

- Name of the entity receiving the award;
- Amount of the award;
- Information on the award including transaction type, funding agency, the North American Industry Classification System code or Catalog of Federal Domestic Assistance number (where applicable), program source;
- Location of the entity receiving the award and the primary location of performance under the award, including the city, State, congressional district, and country; , and an award title descriptive of the purpose of each funding action;
- A unique identifier (DUNS);
- The names and total compensation of the five most highly compensated officers of the entity if-- of the entity receiving the award and of the parent entity of the recipient, should the entity be owned by another entity;
 - i. the entity in the preceding fiscal year received -
 1. 80 percent or more of its annual gross revenues in Federal awards; and

2. \$25,000,000 or more in annual gross revenues from Federal awards; and(ii) the public does not have access to information about the compensation of the senior executives of the entity through periodic reports filed under section 13(a) or 15(d) of the Securities Exchange Act of 1934 (15 U.S.C. 78m(a), 78o(d)) or section 6104 of the Internal Revenue Code of 1986;

- Other relevant information specified by OMB guidance.

The State highway safety agency will comply with all Federal statutes and implementing regulations relating to nondiscrimination. These include but are not limited to: (a) Title VI of the Civil Rights Act of 1964 (P.L. 88-352) which prohibits discrimination on the basis of race, color or national origin (and 49 CFR Part 21); (b) Title IX of the Education Amendments of 1972, as amended (20 U.S.C. §§ 1681-1683, and 1685-1686), which prohibits discrimination on the basis of sex; (c) Section 504 of the Rehabilitation Act of 1973, as amended (29 U.S.C. § 794) and the Americans with Disabilities Act of 1990 (42 USC § 12101, *et seq.*; PL 101-336), which prohibits discrimination on the basis of disabilities (and 49 CFR Part 27); (d) the Age Discrimination Act of 1975, as amended (42U.S.C. §§ 6101-6107), which prohibits discrimination on the basis of age; (e) the Drug Abuse Office and Treatment Act of 1972 (P.L. 92-255), as amended, relating to nondiscrimination on the basis of drug abuse; (f) the comprehensive Alcohol Abuse and Alcoholism Prevention, Treatment and Rehabilitation Act of 1970(P.L. 91-616), as amended, relating to nondiscrimination on the basis of alcohol abuse of alcoholism; (g) §§ 523 and 527 of the Public Health Service Act of 1912 (42 U.S.C. §§ 290 dd-3 and 290 ee-3), as amended, relating to confidentiality of alcohol and drug abuse patient records; (h) Title VIII of the Civil Rights Act of 1968 (42 U.S.C. §§ 3601 *et seq.*), as amended, relating to nondiscrimination in the sale, rental or financing of housing; (i) any other nondiscrimination provisions in the specific statute(s) under which application for Federal assistance is being made; The Civil Rights Restoration Act of 1987, which provides that any portion of a state or local entity receiving federal funds will obligate all programs or activities of that entity to comply with these civil rights laws; and, (k) the requirements of any other nondiscrimination statute(s) which may apply to the application.

THE DRUG-FREE WORKPLACE ACT OF 1988(41 U.S.C. 702);

The State will provide a drug-free workplace by:

- a. Publishing a statement notifying employees that the unlawful manufacture, distribution, dispensing, possession or use of a controlled substance is prohibited in the grantee's workplace and specifying the actions that will be taken against employees for violation of such prohibition;

- b. Establishing a drug-free awareness program to inform employees about:
 - 1. The dangers of drug abuse in the workplace.
 - 2. The grantee's policy of maintaining a drug-free workplace.
 - 3. Any available drug counseling, rehabilitation, and employee assistance programs.
 - 4. The penalties that may be imposed upon employees for drug violations occurring in the workplace.
- c. Making it a requirement that each employee engaged in the performance of the grant be given a copy of the statement required by paragraph (a).
- d. Notifying the employee in the statement required by paragraph (a) that, as a condition of employment under the grant, the employee will --
 - 1. Abide by the terms of the statement.
 - 2. Notify the employer of any criminal drug statute conviction for a violation occurring in the workplace no later than five days after such conviction.
- e. Notifying the agency within ten days after receiving notice under subparagraph (d) (2) from an employee or otherwise receiving actual notice of such conviction.
- f. Taking one of the following actions, within 30 days of receiving notice under subparagraph (d) (2), with respect to any employee who is so convicted -
 - 1. Taking appropriate personnel action against such an employee, up to and including termination.
 - 2. Requiring such employee to participate satisfactorily in a drug abuse assistance or rehabilitation program approved for such purposes by a Federal, State, or local health, law enforcement, or other appropriate agency.
- g. Making a good faith effort to continue to maintain a drug-free workplace through implementation of paragraphs (a), (b), (c), (d), (e), and (f) above.

BUY AMERICA ACT

The State will comply with the provisions of the Buy America Act (49 U.S.C. 5323(j)) which contains the following requirements:

Only steel, iron and manufactured products produced in the United States may be purchased with Federal funds unless the Secretary of Transportation determines that such domestic purchases would be inconsistent with the public interest; that such materials are not reasonably available and of a satisfactory quality; or that inclusion of domestic materials will increase the cost of the overall project contract by more than 25 percent. Clear justification for the purchase of non-domestic items must be in the form of a waiver request submitted to and approved by the Secretary of Transportation.

POLITICAL ACTIVITY (HATCH ACT)

The State will comply, as applicable, with provisions of the Hatch Act (5 U.S.C. §§1501-1508 and 7324-7328) which limit the political activities of employees whose principal employment activities are funded in whole or in part with Federal funds.

CERTIFICATION REGARDING FEDERAL LOBBYING

Certification for Contracts, Grants, Loans, and Cooperative Agreements
The undersigned certifies, to the best of his or her knowledge and belief, that:

1. No Federal appropriated funds have been paid or will be paid, by or on behalf of the undersigned, to any person for influencing or attempting to influence an officer or employee of any agency, a Member of Congress, an officer or employee of Congress, or an employee of a Member of Congress in connection with the awarding of any Federal contract, the making of any Federal grant, the making of any Federal loan, the entering into of any cooperative agreement, and the extension, continuation, renewal, amendment, or modification of any Federal contract, grant, loan, or cooperative agreement.

2. If any funds other than Federal appropriated funds have been paid or will be paid to any person for influencing or attempting to influence an officer or employee of any agency, a Member of Congress, an officer or employee of Congress, or an employee of a Member of Congress in connection with this Federal contract, grant, loan, or cooperative agreement, the undersigned

shall complete and submit Standard Form-LLL, "Disclosure Form to Report Lobbying," in accordance with its instructions.

3. The undersigned shall require that the language of this certification be included in the award documents for all sub-award at all tiers (including subcontracts, sub-grants, and contracts under grant, loans, and cooperative agreements) and that all sub-recipients shall certify and disclose accordingly. This certification is a material representation of fact upon which reliance was placed when this transaction was made or entered into. Submission of this certification is a prerequisite for making or entering into this transaction imposed by section 1352, title 31, U.S. Code. Any person who fails to file the required certification shall be subject to a civil penalty of not less than \$10,000 and not more than \$100,000 for each such failure.

RESTRICTION ON STATE LOBBYING

None of the funds under this program will be used for any activity specifically designed to urge or influence a State or local legislator to favor or oppose the adoption of any specific legislative proposal pending before any State or local legislative body. Such activities include both direct and indirect (e.g., "grassroots") lobbying activities, with one exception. This does not preclude a State official whose salary is supported with NHTSA funds from engaging in direct communications with State or local legislative officials, in accordance with customary State practice, even if such communications urge legislative officials to favor or oppose the adoption of a specific pending legislative proposal.

CERTIFICATION REGARDING DEBARMENT AND SUSPENSION Instructions for Primary Certification

1. By signing and submitting this proposal, the prospective primary participant is providing the certification set out below.

2. The inability of a person to provide the certification required below will not necessarily result in denial of participation in this covered transaction. The prospective participant shall submit an explanation of why it cannot provide the certification set out below. The certification or explanation will be considered in connection with the department or agency's determination whether to enter into this transaction. However, failure of the prospective primary participant to furnish a certification or an explanation shall disqualify such person from participation in this transaction.

3. The certification in this clause is a material representation of fact upon which reliance was placed when the department or agency determined to

enter into this transaction. If it is later determined that the prospective primary participant knowingly rendered an erroneous certification, in addition to other remedies available to the Federal Government, the department or agency may terminate this transaction for cause or default.

4. The prospective primary participant shall provide immediate written notice to the department or agency to which this proposal is submitted if at any time the prospective primary participant learns its certification was erroneous when submitted or has become erroneous by reason of changed circumstances.

5. The terms *covered transaction, debarred, suspended, ineligible, lower tier covered transaction, participant, person, primary covered transaction, principal, proposal, and voluntarily excluded*, as used in this clause, have the meaning set out in the Definitions and coverage sections of 49 CFR Part 29. You may contact the department or agency to which this proposal is being submitted for assistance in obtaining a copy of those regulations.

6. The prospective primary participant agrees by submitting this proposal that, should the proposed covered transaction be entered into, it shall not knowingly enter into any lower tier covered transaction with a person who is proposed for debarment under 48 CFR Part 9, subpart 9.4, debarred, suspended, declared ineligible, or voluntarily excluded from participation in this covered transaction, unless authorized by the department or agency entering into this transaction.

7. The prospective primary participant further agrees by submitting this proposal that it will include the clause titled "Certification Regarding Debarment, Suspension, Ineligibility and Voluntary Exclusion-Lower Tier Covered Transaction," provided by the department or agency entering into this covered transaction, without modification, in all lower tier covered transactions and in all solicitations for lower tier covered transactions.

8. A participant in a covered transaction may rely upon a certification of a prospective participant in a lower tier covered transaction that it is not proposed for debarment under 48 CFR Part 9, subpart 9.4, debarred, suspended, ineligible, or voluntarily excluded from the covered transaction, unless it knows that the certification is erroneous. A participant may decide the method and frequency by which it determines the eligibility of its principals. Each participant may, but is not required to, check the list of Parties Excluded from Federal Procurement and Non-procurement Programs.

9. Nothing contained in the foregoing shall be construed to require establishment of a system of records in order to render in good faith the

certification required by this clause. The knowledge and information of a participant is not required to exceed that which is normally possessed by a prudent person in the ordinary course of business dealings.

10. Except for transactions authorized under paragraph 6 of these instructions, if a participant in a covered transaction knowingly enters into a lower tier covered transaction with a person who is proposed for debarment under 48 CFR Part 9, subpart 9.4, suspended, debarred, ineligible, or voluntarily excluded from participation in this transaction, in addition to other remedies available to the Federal Government, the department or agency may terminate this transaction for cause or default.

Certification Regarding Debarment, Suspension, and Other Responsibility Matters-Primary Covered Transactions

(1) The prospective primary participant certifies to the best of its knowledge and belief, that its principals:

(a) Are not presently debarred, suspended, proposed for debarment, declared ineligible, or voluntarily excluded by any Federal department or agency;

(b) Have not within a three-year period preceding this proposal been convicted of or had a civil judgment rendered against them for commission of fraud or a criminal offense in connection with obtaining, attempting to obtain, or performing a public (Federal, State or local) transaction or contract under a public transaction; violation of Federal or State antitrust statutes or commission of embezzlement, theft, forgery, bribery, falsification or destruction of record, making false statements, or receiving stolen property;

(c) Are not presently indicted for or otherwise criminally or civilly charged by a governmental entity (Federal, State or Local) with commission of any of the offenses enumerated in paragraph (1)(b) of this certification; and

(d) Have not within a three-year period preceding this application/proposal had one or more public transactions (Federal, State, or local) terminated for cause or default.

(2) Where the prospective primary participant is unable to certify to any of the Statements in this certification, such prospective participant shall attach an explanation to this proposal.

Instructions for Lower Tier Certification

1. By signing and submitting this proposal, the prospective lower tier participant is providing the certification set out below.
2. The certification in this clause is a material representation of fact upon which reliance was placed when this transaction was entered into. If it is later determined that the prospective lower tier participant knowingly rendered an erroneous certification, in addition to other remedies available to the Federal government, the department or agency with which this transaction originated may pursue available remedies, including suspension and/or debarment.
3. The prospective lower tier participant shall provide immediate written notice to the person to which this proposal is submitted if at any time the prospective lower tier participant learns that its certification was erroneous when submitted or has become erroneous by reason of changed circumstances.
4. The terms *covered transaction, debarred, suspended, ineligible, lower tier covered transaction, participant, person, primary covered transaction, principal, proposal, and voluntarily excluded*, as used in this clause, have the meanings set out in the Definition and Coverage sections of 49 CFR Part 29. You may contact the person to whom this proposal is submitted for assistance in obtaining a copy of those regulations.
5. The prospective lower tier participant agrees by submitting this proposal that, should the proposed covered transaction be entered into, it shall not knowingly enter into any lower tier covered transaction with a person who is proposed for debarment under 48 CFR Part 9, subpart 9.4, debarred, suspended, declared ineligible, or voluntarily excluded from participation in this covered transaction, unless authorized by the department or agency with which this transaction originated.
6. The prospective lower tier participant further agrees by submitting this proposal that it will include the clause titled "Certification Regarding Debarment, Suspension, Ineligibility and Voluntary Exclusion -- Lower Tier Covered Transaction," without modification, in all lower tier covered transactions and in all solicitations for lower tier covered transactions. (See below)
7. A participant in a covered transaction may rely upon a certification of a prospective participant in a lower tier covered transaction that it is not proposed for debarment under 48 CFR Part 9, subpart 9.4, debarred,

suspended, ineligible, or voluntarily excluded from the covered transaction, unless it knows that the certification is erroneous. A participant may decide the method and frequency by which it determines the eligibility of its principals. Each participant may, but is not required to, check the List of Parties Excluded from Federal Procurement and Non-procurement Programs.

8. Nothing contained in the foregoing shall be construed to require establishment of a system of records in order to render in good faith the certification required by this clause. The knowledge and information of a participant is not required to exceed that which is normally possessed by a prudent person in the ordinary course of business dealings.

9. Except for transactions authorized under paragraph 5 of these instructions, if a participant in a covered transaction knowingly enters into a lower tier covered transaction with a person who is proposed for debarment under 48 CFR Part 9, subpart 9.4, suspended, debarred, ineligible, or voluntarily excluded from participation in this transaction, in addition to other remedies available to the Federal government, the department or agency with which this transaction originated may pursue available remedies, including suspension and/or debarment.

Certification Regarding Debarment, Suspension, Ineligibility and Voluntary Exclusion - Lower Tier Covered Transactions:

1. The prospective lower tier participant certifies, by submission of this proposal, that neither it nor its principals is presently debarred, suspended, proposed for debarment, declared ineligible, or voluntarily excluded from participation in this transaction by any Federal department or agency.

2. Where the prospective lower tier participant is unable to certify to any of the statements in this certification, such prospective participant shall attach an explanation to this proposal.

POLICY TO BAN TEXT MESSAGING WHILE DRIVING

In accordance with Executive Order 13513, Federal Leadership On Reducing Text Messaging While Driving, and DOT Order 3902.10, Text Messaging While Driving, States are encouraged to:

- (1) Adopt and enforce workplace safety policies to decrease crashed caused by distracted driving including policies to ban text messaging while driving—
 - a. Company-owned or –rented vehicles, or Government-owned, leased or rented vehicles; or

- b. Privately-owned when on official Government business or when performing any work on or behalf of the Government.

(2) Conduct workplace safety initiatives in a manner commensurate with the size of the business, such as –

- a. Establishment of new rules and programs or re-evaluation of existing programs to prohibit text messaging while driving; and
- b. Education, awareness, and other outreach to employees about the safety risks associated with texting while driving.

ENVIRONMENTAL IMPACT

The Governor's Representative for Highway Safety has reviewed the State's Fiscal Year highway safety planning document and hereby declares that no significant environmental impact will result from implementing this Highway Safety Plan. If, under a future revision, this Plan will be modified in such a manner that a project would be instituted that could affect environmental quality to the extent that a review and statement would be necessary, this office is prepared to take the action necessary to comply with the National Environmental Policy Act of 1969 (42 USC 4321 et seq.) and the implementing regulations of the Council on Environmental Quality (40 CFR Parts 1500-1517).

Signature of Governor's Representative for Highway Safety

X 

Mark Allen, Executive Director - Public Safety Planning

State or Commonwealth Mississippi

For Fiscal Year 2012

Date
09/01/2011

U.S. Department of Transportation National Highway Traffic Safety Administration
Highway Safety Plan Cost Summary
2012-HSP-1
 Posted: 10/11/2011

State: Mississippi

Page: 1
 Report Date: 10/31/2011

Program Area	Project	Description	Prior Approved Program Funds	State Funds	Previous Bal.	Incre/ (Decre)	Current Balance	Share to Local
NHTSA								
NHTSA 402								
Planning and Administration								
	PA-2012-PA-20-12	402 PLANNING & ADMINISTRATION	\$.00	\$ 226,400.30	\$.00	\$ 226,400.30	\$ 226,400.30	\$.00
		Planning and Administration Total	\$.00	\$ 226,400.30	\$.00	\$ 226,400.30	\$ 226,400.30	\$.00
Occupant Protection								
	OP-2012-OP-11-71	DESOTO COUNTY S.O. OCCUP. PROTECTION	\$.00	\$.00	\$.00	\$ 10,015.00	\$ 10,015.00	\$ 10,015.00
	OP-2012-OP-12-51	HINDS COUNTY LEL PROJECT	\$.00	\$.00	\$.00	\$ 15,000.00	\$ 15,000.00	\$ 15,000.00
	OP-2012-OP-13-01	JACKSON COUNTY S.O. OCCUP. PROTECTION	\$.00	\$.00	\$.00	\$ 22,150.00	\$ 22,150.00	\$ 22,150.00
	OP-2012-OP-13-71	LAMAR COUNTY S.O. OCCUP. PROTECTION	\$.00	\$.00	\$.00	\$ 10,000.00	\$ 10,000.00	\$ 10,000.00
	OP-2012-OP-13-81	LAUDERDALE COUNTY SEAT BELT ENF	\$.00	\$.00	\$.00	\$ 15,000.00	\$ 15,000.00	\$ 15,000.00
	OP-2012-OP-14-01	LEAKE COUNTY OCCUPANT PROTECTION	\$.00	\$.00	\$.00	\$ 10,000.00	\$ 10,000.00	\$ 10,000.00
	OP-2012-OP-14-21	LEFLORE COUNTY OCCUP. PROTECTION	\$.00	\$.00	\$.00	\$ 10,000.00	\$ 10,000.00	\$ 10,000.00
	OP-2012-OP-15-01	NESHOBA COUNTY OCCUP. PROTECTION	\$.00	\$.00	\$.00	\$ 10,000.00	\$ 10,000.00	\$ 10,000.00
	OP-2012-OP-20-31	LONG BEACH P.D. OCCUP. PROTECTION	\$.00	\$.00	\$.00	\$ 7,000.00	\$ 7,000.00	\$ 7,000.00
	OP-2012-OP-21-31	GREENWOOD P.D. LEL PROJECT	\$.00	\$.00	\$.00	\$ 6,000.00	\$ 6,000.00	\$ 6,000.00
	OP-2012-OP-21-41	GULFPORT P.D. OCCUP. PROTECTION	\$.00	\$.00	\$.00	\$ 30,902.00	\$ 30,902.00	\$ 30,902.00
	OP-2012-OP-21-81	HORN LAKE P.D. LEL PROJECT	\$.00	\$.00	\$.00	\$ 6,000.00	\$ 6,000.00	\$ 6,000.00
	OP-2012-OP-22-21	MERIDIAN P.D. LEL PROJECT	\$.00	\$.00	\$.00	\$ 15,000.00	\$ 15,000.00	\$ 15,000.00
	OP-2012-OP-22-41	NEW ALBANY P.D. OCCUP. PROTECTION	\$.00	\$.00	\$.00	\$ 11,800.00	\$ 11,800.00	\$ 11,800.00
	OP-2012-OP-22-71	PASS CHRISTIAN P.D. OCCUP. PROTECTION	\$.00	\$.00	\$.00	\$ 20,000.00	\$ 20,000.00	\$ 20,000.00
	OP-2012-OP-22-81	PHILADELPHIA P.D. OCCUP. PROTECTION	\$.00	\$.00	\$.00	\$ 10,000.00	\$ 10,000.00	\$ 10,000.00
	OP-2012-OP-23-11	STARKVILLE P.D. LEL PROJECT	\$.00	\$.00	\$.00	\$ 15,000.00	\$ 15,000.00	\$ 15,000.00
	OP-2012-OP-23-41	VICKSBURG P.O. OCCUPANT PROTECTION	\$.00	\$.00	\$.00	\$ 15,000.00	\$ 15,000.00	\$ 15,000.00

U.S. Department of Transportation National Highway Traffic Safety Administration

State: Mississippi

Highway Safety Plan Cost Summary

Page: 2

2012-HSP-1

Report Date: 10/31/2011

Posted: 10/11/2011

Program Area	Project	Description	Prior Approved Program Funds	State Funds	Previous Bal.	Incre/(Decre)	Current Balance	Share Loc:
	OP-2012-OP-25-51	CARTHAGE P.D. OCCUP. PROTECTION	\$.00	\$.00	\$.00	\$ 10,000.00	\$ 10,000.00	\$ 10,0
	OP-2012-OP-26-21	COLUMBIA P.D. OCCUP. PROTECTION	\$.00	\$.00	\$.00	\$ 6,000.00	\$ 6,000.00	\$ 6,0
	OP-2012-OP-26-91	D'IBERVILLE P.D. OCCUP. PROTECTION	\$.00	\$.00	\$.00	\$ 19,421.28	\$ 19,421.28	\$ 19,4
	OP-2012-OP-27-71	FLORENCE P.D. OCCUP. PROTECTION	\$.00	\$.00	\$.00	\$ 14,000.00	\$ 14,000.00	\$ 14,0
	OP-2012-OP-30-01	McCOMB P.D. LEL PROJECT	\$.00	\$.00	\$.00	\$ 5,000.00	\$ 5,000.00	\$ 5,0
	OP-2012-OP-31-11	MORTON P.D. OCCUP. PROTECTION	\$.00	\$.00	\$.00	\$ 5,000.00	\$ 5,000.00	\$ 5,0
	OP-2012-OP-31-61	OCEAN SPRINGS P.D. OCCUP. PROTECTION	\$.00	\$.00	\$.00	\$ 10,000.00	\$ 10,000.00	\$ 10,0
	OP-2012-OP-32-41	PONTOTOC P.D. OCCUPANT PROTECTION	\$.00	\$.00	\$.00	\$ 10,000.00	\$ 10,000.00	\$ 10,0
	OP-2012-OP-40-11	MSU SEAT BELT SURVEYS	\$.00	\$ 18,863.78	\$.00	\$ 160,927.96	\$ 160,927.96	
	OP-2012-OP-40-81	DPS/MHP OCCUPANT PROTECTION ENF	\$.00	\$ 150,000.00	\$.00	\$ 150,000.00	\$ 150,000.00	
	OP-2012-OP-41-01	op coordination	\$.00	\$.00	\$.00	\$ 145,000.00	\$ 145,000.00	
	OP-2012-OP-42-21	PEARL RIVER VALLEY WATER SUPPLY DIST. O.	\$.00	\$.00	\$.00	\$ 10,000.00	\$ 10,000.00	\$ 10,0
	OP-2012-OP-PM-03	PAID MEDIA for CIOT	\$.00	\$ 100,000.00	\$.00	\$ 500,000.00	\$ 500,000.00	
	Occupant Protection Total		\$.00	\$ 268,863.78	\$.00	\$ 1,284,216.24	\$ 1,284,216.24	\$ 328,21
	Police Traffic Services							
	PT-2012-PT-13-41	JONES COUNTY PTS PROJECT	\$.00	\$ 97,450.00	\$.00	\$ 92,000.00	\$ 92,000.00	\$ 92,0
	PT-2012-PT-20-51	BRANDON P.D. PTS PROJECT	\$.00	\$ 7,500.00	\$.00	\$ 30,000.00	\$ 30,000.00	\$ 30,0
	PT-2012-PT-22-31	NATCHEZ P.D. PTS PROJECT	\$.00	\$.00	\$.00	\$ 45,000.00	\$ 45,000.00	\$ 45,0
	PT-2012-PT-27-81	FLOWOOD P.D. PTS PROJECT	\$.00	\$ 12,500.00	\$.00	\$ 50,000.00	\$ 50,000.00	\$ 50,0
	PT-2012-PT-31-91	PEARL P.D. PTS PROJECT	\$.00	\$ 106,274.00	\$.00	\$ 106,105.00	\$ 106,105.00	\$ 106,1
	PT-2012-PT-40-11	MS STATE UNIV - MASEP	\$.00	\$ 33,830.00	\$.00	\$ 353,680.00	\$ 353,680.00	\$ 353,6
	PT-2012-PT-40-21	MS. ATTORNEY GENERAL'S OFFICE PTS PROJ	\$.00	\$ 51,384.00	\$.00	\$ 205,536.00	\$ 205,536.00	
	PT-2012-PT-40-81	DPS/MHP PTS PROJECT	\$.00	\$ 505,475.00	\$.00	\$ 40,000.00	\$ 40,000.00	
	PT-2012-PT-40-82	DPS/MHP CRASH RECONSTRUCTION PROJECT	\$.00	\$ 23,086.00	\$.00	\$ 69,260.00	\$ 69,260.00	

U.S. Department of Transportation National Highway Traffic Safety Administration

State: Mississippi

Highway Safety Plan Cost Summary

Page: 3

2012-HSP-1

Report Date: 10/31/2011

Posted: 10/11/2011

Program Area	Project	Description	Prior Approved Program Funds	State Funds	Previous Bal.	Incre/(Decre)	Current Balance	\$
	PT-2012-PT-41-01	OHS PTS COORDINATION	\$.00	\$ 20,000.00	\$.00	\$ 200,000.00	\$ 200,000.00	
	PT-2012-PT-41-21	USM PTS/LEL PROJECT	\$.00	\$ 149,859.42	\$.00	\$ 599,437.67	\$ 599,437.67	
	Police Traffic Services Total		\$.00	\$ 1,007,358.42	\$.00	\$ 1,791,018.67	\$ 1,791,018.67	\$
	Traffic Records							
	TR-2012-TR-41-01	OHS TRAFFIC RECORDS COORDINATION	\$.00	\$.00	\$.00	\$ 106,289.00	\$ 106,289.00	
	Traffic Records Total		\$.00	\$.00	\$.00	\$ 106,289.00	\$ 106,289.00	
	Driver Education							
	DE-2012-DE-41-21	UNIV SOUTHERN MS SPECIAL PROJECTS	\$.00	\$ 69,737.00	\$.00	\$ 250,000.00	\$ 250,000.00	
	DE-2012-DE-4X-X1	UNIVERSITY TO BE DETERMINED	\$.00	\$ 12,000.00	\$.00	\$ 60,000.00	\$ 60,000.00	
	Driver Education Total		\$.00	\$ 81,737.00	\$.00	\$ 310,000.00	\$ 310,000.00	
	NHTSA 402 Total		\$.00	\$ 1,584,359.50	\$.00	\$ 3,717,924.21	\$ 3,717,924.21	\$
	405 OP SAFETEA-LU							
	K2-2012-K2-40-71	MS STATE BOARD OF HEALTH/SAFE KIDS	\$.00	\$ 348,123.13	\$.00	\$ 323,623.13	\$ 323,623.13	
	405 Occupant Protection Total		\$.00	\$ 348,123.13	\$.00	\$ 323,623.13	\$ 323,623.13	
	405 OP SAFETEA-LU Total		\$.00	\$ 348,123.13	\$.00	\$ 323,623.13	\$ 323,623.13	
	408 Data Program SAFETEA-LU							
	K9-2012-K9-40-11	MS STATE UNIV PUBLIC SAFETY LAB	\$.00	\$ 57,247.00	\$.00	\$ 180,627.00	\$ 180,627.00	
	K9-2012-K9-40-12	MS STATE UNIV E-CITE PROJECT W/STATE MAT	\$.00	\$.00	\$.00	\$ 568,965.00	\$ 568,965.00	
	K9-2012-K9-40-83	DPS Match for E-Cite	\$.00	\$ 120,000.00	\$.00	\$.00	\$.00	
	K9-2012-K9-41-03	MSU SEAT BELT SURVEY REDESIGN	\$.00	\$.00	\$.00	\$ 38,524.00	\$ 38,524.00	
	408 Data Program Incentive Total		\$.00	\$ 177,247.00	\$.00	\$ 788,116.00	\$ 788,116.00	
	408 Data Program SAFETEA-LU Total		\$.00	\$ 177,247.00	\$.00	\$ 788,116.00	\$ 788,116.00	
	410 High Fatality Rate							
	K8FR-2012-K8-41-01	COURT MONITORS/ HIGH FATALITY	\$.00	\$ 120,000.00	\$.00	\$ 120,000.00	\$ 120,000.00	

U.S. Department of Transportation National Highway Traffic Safety Administration

State: Mississippi

Highway Safety Plan Cost Summary

Page: 4

2012-HSP-1

Report Date: 10/31/2011

Posted: 10/11/2011

Program Area	Project	Description	Prior Approved Program Funds	State Funds	Previous Bal.	Incre/ (Decre)	Current Balance	Sh I
	K8FR-2012-K8-41-02	HFR DUI CONVICTION PROGRAM	\$.00	\$100,000.00	\$.00	\$100,000.00	\$100,000.00	\$10
	410 High Fatality Rate Total		\$.00	\$220,000.00	\$.00	\$220,000.00	\$220,000.00	\$220
	410 High Visibility							
	K8HV-2012-K8-21-51	HATTIESBURG P.D. HV DUI ENF	\$.00	\$82,975.00	\$.00	\$82,975.00	\$82,975.00	\$8
	410 High Visibility Total		\$.00	\$82,975.00	\$.00	\$82,975.00	\$82,975.00	\$82
	154 Transfer Funds							
	154PA-2012-TA-41-01	alcohol coordinator	\$.00	\$.00	\$.00	\$125,000.00	\$125,000.00	
	154PA-2012-TA-41-02	impaired driving prog mgnt	\$.00	\$.00	\$.00	\$400,000.00	\$400,000.00	
	154PA-2012-TA-41-0A	154 P&A	\$.00	\$.00	\$.00	\$300,000.00	\$300,000.00	
	154 Planning and Administration Total		\$.00	\$.00	\$.00	\$825,000.00	\$825,000.00	
	154 Alcohol							
	154AL-2012-TA-10-81	CARROLL COUNTY DUI ENF	\$.00	\$.00	\$.00	\$50,500.00	\$50,500.00	\$5
	154AL-2012-TA-11-61	COVINGTON COUNTY DUI ENF	\$.00	\$.00	\$.00	\$46,271.72	\$46,271.72	\$4
	154AL-2012-TA-11-71	DESOTO COUNTY DUI ENF	\$.00	\$.00	\$.00	\$165,063.00	\$165,063.00	\$16
	154AL-2012-TA-11-82	FORREST COUNTY DA / PROSECUTION OF FELON	\$.00	\$.00	\$.00	\$88,053.91	\$88,053.91	\$8
	154AL-2012-TA-12-31	HANCOCK COUNTY DUI ENF	\$.00	\$.00	\$.00	\$99,859.03	\$99,859.03	\$9
	154AL-2012-TA-12-41	HARRISON COUNTY DUI ENF	\$.00	\$.00	\$.00	\$201,942.42	\$201,942.42	\$20
	154AL-2012-TA-12-51	HINDS COUNTY DUI ENF/LEL PROJECT	\$.00	\$.00	\$.00	\$193,000.00	\$193,000.00	\$19
	154AL-2012-TA-13-01	JACKSON COUNTY DUI ENF	\$.00	\$.00	\$.00	\$34,055.00	\$34,055.00	\$3
	154AL-2012-TA-13-71	LAMAR COUNTY DUI ENF	\$.00	\$.00	\$.00	\$103,182.84	\$103,182.84	\$10
	154AL-2012-TA-13-81	LAUDERDALE COUNTY DUI ENF	\$.00	\$.00	\$.00	\$100,000.00	\$100,000.00	\$10
	154AL-2012-TA-14-01	LEAKE COUNTY DUI ENF	\$.00	\$.00	\$.00	\$15,483.98	\$15,483.98	\$1
	154AL-2012-TA-14-21	LEFLORE COUNTY DUI ENF	\$.00	\$.00	\$.00	\$50,000.00	\$50,000.00	\$5
	154AL-2012-TA-14-61	MARION COUNTY DUI ENF	\$.00	\$.00	\$.00	\$54,625.50	\$54,625.50	\$5

U.S. Department of Transportation National Highway Traffic Safety Administration

State: Mississippi

Highway Safety Plan Cost Summary

Page: 5

2012-HSP-1

Report Date: 10/31/2011

Posted: 10/11/2011

Program Area	Project	Description	Prior Approved Program Funds	State Funds	Previous Bal.	Incre/ (Decre)	Current Balance	Share to Local
	154AL-2012-TA-14-91	MONTGOMERY COUNTY DUI ENF	\$.00	\$.00	\$.00	\$50,000.00	\$50,000.00	\$50,000.00
	154AL-2012-TA-15-01	NESHOBA COUNTY DUI ENF	\$.00	\$.00	\$.00	\$49,787.10	\$49,787.10	\$49,787.10
	154AL-2012-TA-15-11	NEWTON COUNTY DUI ENF	\$.00	\$.00	\$.00	\$44,000.00	\$44,000.00	\$44,000.00
	154AL-2012-TA-15-51	PEARL RIVER COUNTY DUI ENF	\$.00	\$.00	\$.00	\$102,859.40	\$102,859.40	\$102,859.40
	154AL-2012-TA-15-81	PONTOTOC COUNTY DUI ENF	\$.00	\$.00	\$.00	\$50,258.81	\$50,258.81	\$50,258.81
	154AL-2012-TA-16-11	RANKIN COUNTY DUI ENF	\$.00	\$.00	\$.00	\$110,000.00	\$110,000.00	\$110,000.00
	154AL-2012-TA-16-41	SIMPSON COUNTY DUI ENF	\$.00	\$.00	\$.00	\$110,000.00	\$110,000.00	\$110,000.00
	154AL-2012-TA-16-61	STONE COUNTY DUI ENF	\$.00	\$.00	\$.00	\$93,933.00	\$93,933.00	\$93,933.00
	154AL-2012-TA-17-21	TUNICA COUNTY DUI ENF	\$.00	\$.00	\$.00	\$80,286.00	\$80,286.00	\$80,286.00
	154AL-2012-TA-18-01	WINSTON COUNTY DUI ENF	\$.00	\$.00	\$.00	\$40,000.00	\$40,000.00	\$40,000.00
	154AL-2012-TA-18-11	YALOBUSHA COUNTY DUI ENF	\$.00	\$.00	\$.00	\$49,647.00	\$49,647.00	\$49,647.00
	154AL-2012-TA-18-21	YAZOO COUNTY DUI ENF	\$.00	\$.00	\$.00	\$40,000.00	\$40,000.00	\$40,000.00
	154AL-2012-TA-20-21	BAY ST. LOUIS DUI ENF	\$.00	\$.00	\$.00	\$15,000.00	\$15,000.00	\$15,000.00
	154AL-2012-TA-20-31	LONG BEACH DUI ENF	\$.00	\$.00	\$.00	\$50,000.00	\$50,000.00	\$50,000.00
	154AL-2012-TA-21-31	GREENWOOD DUI ENF/LEL PROJECT	\$.00	\$.00	\$.00	\$67,599.00	\$67,599.00	\$67,599.00
	154AL-2012-TA-21-41	GULFPORT P.D. DUI ENF/LEL PROJ	\$.00	\$.00	\$.00	\$187,925.53	\$187,925.53	\$187,925.53
	154AL-2012-TA-21-81	HORN LAKE DUI ENF /LEL PROJECT	\$.00	\$.00	\$.00	\$137,043.00	\$137,043.00	\$137,043.00
	154AL-2012-TA-22-01	LOUISVILLE P.D. DUI ENF	\$.00	\$.00	\$.00	\$56,706.10	\$56,706.10	\$56,706.10
	154AL-2012-TA-22-21	MERIDIAN P.D. DUI ENF/LEL PROJECT	\$.00	\$.00	\$.00	\$95,000.00	\$95,000.00	\$95,000.00
	154AL-2012-TA-22-41	NEW ALBANY P.D. DUI ENF	\$.00	\$.00	\$.00	\$66,020.32	\$66,020.32	\$66,020.32
	154AL-2012-TA-22-51	OXFORD P.D. DUI ENF	\$.00	\$.00	\$.00	\$122,396.00	\$122,396.00	\$122,396.00
	154AL-2012-TA-22-61	PASCAGOULA P.D. DUI ENF	\$.00	\$.00	\$.00	\$48,728.00	\$48,728.00	\$48,728.00
	154AL-2012-TA-22-81	PHILADELPHIA P.D. DUI ENF	\$.00	\$.00	\$.00	\$42,208.76	\$42,208.76	\$42,208.76
	154AL-2012-TA-22-91	PICAYUNE P.D. DUI ENF	\$.00	\$.00	\$.00	\$102,776.84	\$102,776.84	\$102,776.84

U.S. Department of Transportation National Highway Traffic Safety Administration

State: Mississippi

Highway Safety Plan Cost Summary

Page: 6

2012-HSP-1

Report Date: 10/31/2011

Posted: 10/11/2011

Program Area	Project	Description	Prior Approved Program Funds	State Funds	Previous Bal.	Incre/ (Decre)	Current Balance	Share to Local
	154AL-2012-TA-23-01	RIDGELAND P.D. DUI ENF	\$.00	\$.00	\$.00	\$82,000.00	\$82,000.00	\$82,000.00
	154AL-2012-TA-23-11	STARKVILLE P.D. DUI ENF/LEL PROJECT	\$.00	\$.00	\$.00	\$138,000.00	\$138,000.00	\$138,000.00
	154AL-2012-TA-23-21	TUPELO P.D. DUI ENF	\$.00	\$.00	\$.00	\$14,968.37	\$14,968.37	\$14,968.37
	154AL-2012-TA-25-51	CARTHAGE P.D. DUI ENF	\$.00	\$.00	\$.00	\$54,220.80	\$54,220.80	\$54,220.80
	154AL-2012-TA-26-11	CITY OF COLLINS P.D. DUI ENF	\$.00	\$.00	\$.00	\$27,164.00	\$27,164.00	\$27,164.00
	154AL-2012-TA-26-21	COLUMBIA P.D. LEL PROJECT	\$.00	\$.00	\$.00	\$104,000.00	\$104,000.00	\$104,000.00
	154AL-2012-TA-26-91	D'IBERVILLE P.D. DUI ENF	\$.00	\$.00	\$.00	\$90,318.90	\$90,318.90	\$90,318.90
	154AL-2012-TA-27-71	FLORENCE P.D. DUI ENF	\$.00	\$.00	\$.00	\$46,637.00	\$46,637.00	\$46,637.00
	154AL-2012-TA-28-41	GRENADA P.D. DUI ENF	\$.00	\$.00	\$.00	\$50,703.53	\$50,703.53	\$50,703.53
	154AL-2012-TA-28-61	HERNANDO P.D. DUI ENF	\$.00	\$.00	\$.00	\$45,000.00	\$45,000.00	\$45,000.00
	154AL-2012-TA-28-81	INDIANOLA P.D. DUI ENF	\$.00	\$.00	\$.00	\$55,168.24	\$55,168.24	\$55,168.24
	154AL-2012-TA-29-91	Lucedale P.D. DUI ENF	\$.00	\$.00	\$.00	\$54,585.50	\$54,585.50	\$54,585.50
	154AL-2012-TA-30-01	McCOMB P.D. DUI ENF/LEL PROJECT	\$.00	\$.00	\$.00	\$37,544.00	\$37,544.00	\$37,544.00
	154AL-2012-TA-30-31	MAGEE P.D. DUI ENF	\$.00	\$.00	\$.00	\$18,000.00	\$18,000.00	\$18,000.00
	154AL-2012-TA-30-71	MENDENHALL P.D. DUI ENF	\$.00	\$.00	\$.00	\$43,753.07	\$43,753.07	\$43,753.07
	154AL-2012-TA-31-11	MORTON DUI ENF	\$.00	\$.00	\$.00	\$10,586.41	\$10,586.41	\$10,586.41
	154AL-2012-TA-31-61	OCEAN SPRINGS DUI ENF	\$.00	\$.00	\$.00	\$25,500.00	\$25,500.00	\$25,500.00
	154AL-2012-TA-32-31	PLANTERSVILLE P.D. DUI ENF	\$.00	\$.00	\$.00	\$6,000.00	\$6,000.00	\$6,000.00
	154AL-2012-TA-32-41	PONTOTOC P.D. DUI ENF	\$.00	\$.00	\$.00	\$65,815.16	\$65,815.16	\$65,815.16
	154AL-2012-TA-32-51	POPLARVILLE P.D. DUI ENF	\$.00	\$.00	\$.00	\$51,880.17	\$51,880.17	\$51,880.17
	154AL-2012-TA-35-71	WIGGINS P.D. DUI ENF	\$.00	\$.00	\$.00	\$44,386.47	\$44,386.47	\$44,386.47
	154AL-2012-TA-35-81	WINONA P.D. DUI ENF	\$.00	\$.00	\$.00	\$46,713.00	\$46,713.00	\$46,713.00
	154AL-2012-TA-38-61	GUNTOWN P.D. DUI ENF	\$.00	\$.00	\$.00	\$14,528.00	\$14,528.00	\$14,528.00
	154AL-2012-TA-40-81	DPS/MHP DUI ENF	\$.00	\$.00	\$.00	\$2,000,038.09	\$2,000,038.09	\$.00

U.S. Department of Transportation National Highway Traffic Safety Administration

State: Mississippi

Highway Safety Plan Cost Summary

Page: 7

2012-HSP-1

Report Date: 10/31/2011

Posted: 10/11/2011

Program Area	Project	Description	Prior Approved Program Funds	State Funds	Previous Bal.	Incre/(Decre)	Current Balance
	154AL-2012-TA-41-22	UNIV OF SOUTHERN MS /PACAID PROJECT	\$.00	\$.00	\$.00	\$250,000.00	\$250,000.0
	154AL-2012-TA-42-21	PEARL RIVER VALLEY WATER SUPPLY DUI ENF	\$.00	\$.00	\$.00	\$42,000.00	\$42,000.0
	154AL-2012-TA-58-11	M.A.D.D. YOUTH PROJECTS GRANT	\$.00	\$.00	\$.00	\$77,741.19	\$77,741.1
	154AL-2012-TA-70-81	STORM/SOBRIETY TRAINED OFFICERS REP.MS	\$.00	\$.00	\$.00	\$20,000.00	\$20,000.0
	154AL-2012-TA-77-51	PUCKETT P.D. DUI ENF	\$.00	\$.00	\$.00	\$7,500.00	\$7,500.0
	154AL-2012-TA-88-11	SHERMAN P.D. DUI ENF	\$.00	\$.00	\$.00	\$16,870.00	\$16,870.0
	154 Alcohol Total		\$.00	\$.00	\$.00	\$6,555,834.16	\$6,555,834.1
	154 Paid Media						
	154PM-2012-TA-41-03	PD MEDIA/DRIVE SOBER OR GET PULLED OVER	\$.00	\$.00	\$.00	\$1,000,000.00	\$1,000,000.0
	154 Paid Media Total		\$.00	\$.00	\$.00	\$1,000,000.00	\$1,000,000.0
	154 Hazard Elimination						
	154HE-2012-HE-41-75	MDOT HAZARD ELIMINATION PROJECT	\$.00	\$.00	\$.00	\$4,650,898.00	\$4,650,898.0
	154 Hazard Elimination Total		\$.00	\$.00	\$.00	\$4,650,898.00	\$4,650,898.0
	154 Transfer Funds Total		\$.00	\$.00	\$.00	\$13,031,732.16	\$13,031,732.1
	NHTSA Total		\$.00	\$2,412,704.63	\$.00	\$18,164,370.50	\$18,164,370.5
	Total		\$.00	\$2,412,704.63	\$.00	\$18,164,370.50	\$18,164,370.5