

State of Florida

HIGHWAY SAFETY PERFORMANCE PLAN

FY 2010



Florida Department of Transportation
State Safety Office
Traffic Safety Section

Mission Statement

The Traffic Safety Section located within the Florida Department of Transportation's State Safety Office is committed to developing, implementing, and managing a data-driven, comprehensive Highway Safety Program aimed at saving lives, preventing injuries, and reducing related costs associated with traffic crashes on Florida's roadways.

State of Florida
Highway Safety Performance Plan
FY 2009

Table of Contents

	Section
Performance Plan	
Performance Plan	1
Problem Identification	
Relationship to Strategic Highway Safety Plan	
Performance Goals and Measures	
Highway Safety Matrix	
Project Selection Process	
Program Administration	
Highway Safety Plan	
Planning and Administration	2
Paid Media	3
Occupant Protection.....	4
Community Traffic Safety	5
Alcohol	6
Pedestrian and Bicycle Safety	7
Traffic Records	8
Motorcycle Safety.....	9
Police Traffic Services.....	10
Speed Control	11
Roadway Safety.....	12
Certifications and Assurances	
Certifications and Assurances.....	13
Program Cost Summary	
Program Cost Summary Form	14

An orange-colored outline map of the state of Florida, centered on the page. The map shows the state's geographical shape, including the panhandle and the peninsula.

PERFORMANCE PLAN

Performance Plan

Problem Identification

The Traffic Safety Section of the Florida Department of Transportation's State Safety Office identifies the State's traffic crash problems in a number of ways, including:

- Reviewing statistics from the annual *Traffic Crash Statistics Report* prepared by the Florida Department of Highway Safety and Motor Vehicles (DHSMV) and the National Highway Traffic Safety Administration's *Fatality Analysis Reporting System*,
- Reviewing data from the *Uniform Traffic Citation Statistics Annual Report* prepared by the Florida Department of Highway Safety and Motor Vehicles,
- Analyzing data from the *Highway Safety Matrix* prepared by the Safety Office,
- Meeting with advisory groups,
- Reviewing the results of public opinion and observational surveys, and
- Utilizing the knowledge and experience of Traffic Safety Section staff.

The Safety Office Crash Records Section receives crash data from the DHSMV that includes all information collected on "long form" crash reports. This data is used to create the Traffic Safety Section's annual *Highway Safety Matrix*, and the staff can perform analyses using the data.

Staff members are responsible for using information from the matrix and the annual *Traffic Crash Statistics Report* to identify the traffic safety problems to be addressed in their program modules. Citation data is also used by some planners to identify problems. Planners can work with a member of the Crash Records Section or the Traffic Records Coordinating Committee (TRCC) Technical Advisor to get specific crash data inquiries run for them.

The Traffic Safety Section staff also works with a variety of groups to identify statewide problems. Advisory groups include the Strategic Highway Safety Plan Executive and Steering Committees, EMS Advisory Council, Traffic Records Coordinating Committee, Motorcycle Safety Coalition, and the Technical Advisory Committee on DUI Enforcement and Prosecution. Staff members also work with local community traffic safety teams and the Community Traffic Safety Team Coalition to identify problems.

Observational studies are conducted annually to determine safety belt use in the state. This information is used by the Occupant Protection Specialist to target areas for public awareness efforts and enforcement activities. Telephone surveys and surveys at drivers license offices are conducted annually in conjunction with the *Click It or Ticket* and *Drunk Driving: Over the Limit. Under Arrest* campaigns to evaluate the effectiveness of the awareness programs and find out what the public thinks the problems are in the state. The Occupant Protection Specialist and the DUI Specialist use this information in planning future activities.

Relationship to Strategic Highway Safety Plan

Florida's *Strategic Highway Safety Plan* (SHSP) was developed and its process approved in 2006 through statewide input from two traffic safety summits and a web-based survey. As a result, Florida's SHSP focuses on four Emphasis Areas (Aggressive Driving, Intersection Crashes, Vulnerable Road Users, and Lane Departure Crashes), and three Continuing Priority Areas (Occupant Protection, Impaired Driving, and Traffic Data and Decision Support) upon which its thirteen safety partners agreed to focus their resources to reduce the rate of fatalities and serious injuries by 5% per year beginning in 2007. The *Highway Safety Performance Plan* (HSPP) supports and complements the SHSP by emphasizing the importance of the SHSP focus areas through its funding and outreach initiatives.

Each of the seven focus areas of the SHSP are major components of the HSPP. Subgrants implement the goals and strategies of the SHSP by funding a wide variety of projects: 1.) law enforcement overtime to eliminate speeding and other dangerous behaviors that constitute aggressive driving; 2.) awareness and enforcement initiatives to eliminate distracted driving and decrease lane departure crashes; 3.) awareness, educational, training, and enforcement efforts to increase awareness of motorists, bicyclists, pedestrians, and motorcyclists, of the importance of helmet use especially in younger children, and of new traffic laws; 4.) awareness and enforcement initiatives to reduce red light running incidents and increase awareness when making right turns on red to reduce incidents at intersections; 5.) an aggressive child passenger seat program and training opportunities, including the only program of its kind in the nation that provides child passenger safety services to special needs children; 6.) overtime to law enforcement to assist in DUI enforcement activities, teen driving programs, supporting the Technical Advisory Committee on DUI Enforcement and Prosecution, DUI training for law enforcement and prosecutors, and support for DUI Court Programs; and 7.) providing software and hardware for electronic crash reporting, expansion of Florida's EMSTAR program (for NEMSIS compliance), and locating crashes on all roads.

Performance Goals and Measures

Congress has required each state to set performance goals and report performance measures in the *Highway Safety Performance Plan*. The National Highway Traffic Safety Administration and the Governors Highway Safety Association developed a set of 14 minimum performance measures that must be included in each state's plan. These are broken down into three activity measures, one behavioral measure, and 10 core outcome measures. The fatality numbers for the outcome measures use data from the *Fatality Analysis Reporting System (FARS)*. Performance goals are required for the behavioral measure and the 10 core outcome measures. The Traffic Safety Section has included two additional core outcome measures and three activity measures that relate to Florida.

The following goals were set to meet the requirements of 23 CFR 1200.10:

Traffic Fatalities

C-1) To decrease traffic fatalities 2.6% from the 2008 calendar base year total of 2,978 to 2,900 by December 31, 2010.

Serious Traffic Injuries

C-2) To decrease serious traffic injuries 10.9% from the 2008 calendar base year total of 23,758 to 23,500 by December 31, 2010.

Fatalities/VMT

C-3) To decrease fatalities/VMT from the 2007 calendar base year total of 1.56 to 1.54 by December 31, 2010.

Unrestrained Passenger Vehicle Occupant Fatalities

C-4) To decrease unrestrained passenger vehicle occupant fatalities in all seating positions 3.0% from the 2008 calendar base year total of 1,001 to 970 by December 31, 2010.

Alcohol- Impaired Driving Fatalities

C-5) To decrease alcohol impaired driving fatalities 2.9% from the 2008 calendar base year total of 875 to 850 by December 31, 2010.

Speeding Related Fatalities

C-6) To decrease speeding-related fatalities 2.3% from the 2008 calendar base year total of 553 to 540 by December 31, 2010.

Motorcyclist Fatalities

C-7) To decrease motorcyclist fatalities 10.1% from the 2008 calendar base year total of 556 to 500 by December 31, 2010.

Unhelmeted Motorcyclist Fatalities

C-8) To decrease unhelmeted motorcyclist fatalities 1.6% from the 2008 calendar base year total of 254 to 250 by December 31, 2010.

Drivers Age 20 or Younger Involved in Fatal Crashes

C-9) To decrease drivers age 20 or younger involved in fatal crashes 3.9% from the 2008 calendar base year total of 489 to 470 by December 31, 2010.

Pedestrian Fatalities

C-10) To reduce pedestrian fatalities 2.0% from the 2008 calendar base year total of 490 to 480 by December 31, 2010.

Bicyclist Fatalities

F-1) To reduce bicyclist fatalities 4.0% from the 2008 calendar base year total of 125 to 120 by December 31, 2010.

Fatalities Involving a Florida-Resident Elder Driver

F-2) To reduce the number of Florida-resident drivers age 65 and older involved in fatal crashes by 5% from the 2008 calendar base year total of 435 to 413 in 2010.

Seat Belt Use Rate

B-1) To increase statewide observed seat belt use of front seat outboard occupants in passenger vehicles 1.3 percentage point(s) from the 2008 calendar base year usage rate of 81.7% to 83.0% by December 31, 2010.

Performance data for the activity measures listed in the table on the following two pages comes from the quarterly progress reports submitted by subgrantees. Activity measure data reflects project accomplishments during the Federal Fiscal Year – October 1 through September 30. Performance data for the behavioral measure also reflects the Federal Fiscal Year.

Data for the core outcome measures included in the table is based on the calendar year. The fatality data used in the table is taken from the FARS, except for measure *F-2) Number of Florida Resident Drivers \geq Age 65 Involved in Fatal Crashes*. As noted at the end of the table, the goals that the Traffic Safety Section had set for fatalities prior to 2010 were based on fatality numbers published by the Florida Department of Highway Safety and Motor Vehicles in its annual report of crash statistics. In some cases, the fatality data published by FARS has differed significantly from the data published by DHSMV. Starting in 2010, the fatality goals (except for F-2) were based on FARS data. The data used for *C-2) Number of Serious Injuries in Traffic Crashes* is taken from the DHSMV annual crash statistics report because FARS does not publish injury data.

FY 2010 Highway Safety Performance Plan – Performance Measures and Goals

Activity Measures			2006	2007	2008	2009	2010	2011
A-1	Number of Grant-Funded Safety Belt Citations ²	Final	NA	NA	NA			
A-2	Number of Grant-Funded Impaired Driving Arrests ¹	Final	1,560	1,504	1,367			
A-3	Number of Grant-Funded Speeding Citations ²	Final	NA	NA	NA			
Behavior Measures			2006	2007	2008	2009	2010	2011
B-1	Observed Safety Belt Use, Front Seat Outboard Occupants	Goal	80.0%	82.0%	82.0%	82.5%	83.0%	83.5%
		Final	80.7%	79.1%	81.7%			
Core Outcome Measures			2006	2007	2008	2009	2010	2011
C-1	Number of Traffic Fatalities ³	Goal ⁵	3,170	3,300	3,250	3,000	2,900	2,850
		Final	3,357	3,213	2,978			
C-2	Number of Serious Injuries in Traffic Crashes ⁴	Goal	NA	NA	NA	NA	23,500	23,250
		Final	27,920	25,559	23,758			
C-3	Number of Fatalities/100M VMT ³	Goal - Total ⁵	1.65	1.60	1.60	1.60	1.54	1.53
		Final - Total	1.65	1.56				
		Final - Rural	3.55	3.30				
		Final - Urban	1.20	1.16				
C-4	Number of Unrestrained Occupant Fatalities – All Positions ³	Goal	NA	NA	NA	NA	970	950
		Final	1,154	1,078	1,001			
C-5	Number of Fatalities Involving Driver/Motorcyclist with .08+ BAC ³	Goal ⁵	1,050	1,070	1,070	1,050	850	825
		Final	926	917	875			

Core Outcome Measures			2006	2007	2008	2009	2010	2011
C-6	Number of Speeding-Related Fatalities ³	Goal	NA	NA	NA	NA	540	530
		Final	512	611	553			
C-7	Number of Motorcyclist Fatalities ³	Goal ⁵	350	400	400	500	500	490
		Final	561	566	556			
C-8	Number of Unhelmeted Motorcyclist Fatalities ³	Goal	NA	NA	NA	NA	250	245
		Final	244	265	254			
C-9	Number of Drivers \leq Age 20 Involved in Fatal Crashes ³	Goal	NA	NA	NA	NA	470	460
		Final	594	583	489			
C-10	Number of Pedestrian Fatalities ³	Goal ⁵	485	525	525	520	480	470
		Final	544	530	490			
Florida Core Outcome and Activity Measures			2006	2007	2008	2009	2010	2011
F-1	Number of Bicyclist Fatalities ³	Goal ⁵	100	95	95	100	120	110
		Final	131	119	125			
F-2	Number of Florida Resident Drivers \geq Age 65 Involved in Fatal Crashes ³	Goal	NA	NA	NA	NA	413	
		Final	490	460	435			
F-3	Number of Grant-Funded DUI Checkpoints Conducted ¹	Goal	59	227	208	136	300	325
		Final	77	248	227			
F-4	Number of Grant-Funded Teen Driver Events Conducted ¹	Goal	NA	NA	NA	NA	320	350
		Final	95	140	300			
F-5	Number of People Completing Grant-Funded Rider Coach and Rider Coach Trainer Training ¹	Goal	62	62	62	62	62	62
		Final	27	46	102			
<p>^{1.} Data for the Activity Measures is based on the quarterly reports filed by subgrantees during the fiscal year while the other measures are based on calendar year data.</p> <p>^{2.} Accurate data for grant-funded citations in past years is not available because, in most cases, law enforcement agencies reported all citations issued during the year, not just the totals for grant-funded activities.</p> <p>^{3.} Fatality numbers come from the Fatality Analysis Reporting System (FARS) except for F-2, which comes from the Florida Department of Highway Safety and Motor Vehicles (DHSMV) annual report of crash statistics.</p> <p>^{4.} Serious injuries are those injuries listed as „Incapacitating Injuries’ by the DHSMV in its annual report of crash statistics.</p> <p>^{5.} Prior to 2010 goals were set based on DHSMV data – not FARS data. Goals shown for C-5 prior to 2010 were based on “alcohol-related” fatalities as defined by DHSMV. Goals for C-7 prior to 2010 included only motorcycle driver fatalities; motorcycle passenger fatalities were not included.</p>								

Highway Safety Matrix

Purpose: The county and city matrices were designed to provide Traffic Safety Section planners an objective, data-driven tool to rank traffic safety projects. Both counties and cities are divided into three population groups. The numbers in each matrix represent where the counties or cities rank within their population group in a particular program area, with “1” representing the worst “weighted average crash rate.” For example, in the alcohol-related column for County Group 1, the “1” in the Escambia row indicates that the county has the worst alcohol-related crash rate in the group, while the “23” for Saint Lucie indicates that it had the lowest alcohol-related crash rate of the 23 counties in the group.

Measures Used: The rankings in both matrices are based on rates of fatalities plus injuries over one-, three-, and five-year periods, in this case 2007, 2005-2007, and 2003-2007. Note that the data is a year behind. In the County Matrix, rates are 50% per population and 50% per vehicle miles traveled, with the exception of the Bicycle and Pedestrian areas, which are 100% per population. For the City Matrix, all rates are per population. Specific measures for each category in the matrix are as follows:

Matrix Categories

Total F&I – overall fatalities plus injuries.

Alcohol Related – alcohol-related fatalities plus injuries (this includes both DUI’s and crashes where “had been drinking” was a contributing circumstance).

Bicycle, Motorcycle, and Pedestrian F&I – bicyclist, motorcyclist, and pedestrian fatalities plus injuries;

Speed Related – speed-related fatalities plus injuries.

Safety Equipment – injuries plus fatalities among drivers and passengers who were not using safety equipment **and** were subject to the safety belt law.

Aggressive Driving (revised) – injuries plus fatalities in crashes where two or more of certain moving violations (includes careless driving, improper passing, and several others) were cited. NOTE: This year’s revision changed the criteria for aggressive driving to require at least two moving violations and removed failure to yield as an included violation, consistent with Chapter 316, Florida Statutes.

Teen Drivers (new) – injuries plus fatalities among drivers aged 15-19, excluding bicyclists and motorcyclists.

Older Drivers (new) – injuries plus fatalities among drivers aged 65+, excluding bicyclists and motorcyclists.

Note that alcohol, speeding, and aggressive driving are treated as causal factors, so that all injuries and fatalities in crashes involving them are counted. On the other hand, only bicycle, motorcycle, and pedestrian victims, drivers 15-19 or 65+, and individuals not using safety belts are counted in their respective areas.

Data Sources: The DHSMV *Traffic Crash Statistics Report 2007* was used as the data source for Total F&I, Alcohol-Related, and Bicycle, Motorcycle, and Pedestrian F&I rankings in the county matrix. Data from the Department of Transportation’s Crash Analysis Reporting database was used to produce the Speed Related, Safety Equipment, Teen Drivers, Drivers 65+, and Aggressive Driving rankings in the county matrix, as well as the source for all data used in compiling the city matrices.

Subjectivity of Crash Data Used: It is important to realize that some of the measures cited above are more subjective than others. Total F&I; Bicycle, Motorcycle, and Pedestrian F&I; Teen Drivers; and Drivers 65+ are relatively objective, as they are only based on crash victims. The other areas are all dependent on how thorough investigating officers are in documenting crash circumstances. It is quite likely there are differences among jurisdictions in this regard.

Other Data Limitations: When considering enforcement projects, planners must be aware of jurisdictional factors. County rankings are based on crashes occurring both inside and outside of city boundaries. In addition, the Florida Highway Patrol investigates crashes and enforces traffic laws in both cities and unincorporated areas.

City crashes are much more subject to errors involving location. In some instances, crash investigators either are unaware of their exact location or write down the wrong city code on the crash report. The Safety Office’s Crash Records Section identifies many of the location errors made on state roads and is now locating crashes on local roads. These corrections are reflected in crashes in the Crash Analysis Reporting database, but errors still remain.

Finally, the margin of error is greater in the smaller population groups because of the lower number of crashes involved. The following table shows both the raw number of injuries and fatalities for all cities within the three city population groups for the indicated program area and what percentage each was of the state total. For example, the 124 cities in population Group 3 accounted for 993 alcohol-related fatalities and injuries in 2007, which made up 5.7% of the state total.

2007 City Fatalities Plus Injuries by Population Group Compared to State Totals								
G1 = population 75,000+			G2 = population 15,000-74,999			G3 = population 3,000-14,999		
Total F+I			Alcohol Related			Speed Related		
Statewide 215,371			Statewide 17,452			Statewide 9,173		
Group	F+I Total	% State Total	Group	Total	% State Total	Group	Total	% State Total
G1	67,813	31.5%	G1	4,190	24.0%	G1	1,957	21.3%
G2	38,767	18.0%	G2	2,882	16.5%	G2	1,350	14.7%
G3	10,374	4.8%	G3	993	5.7%	G3	374	4.1%
Bicycle F+I			Motorcycle F+I			Pedestrian F+I		
Statewide 4,424			Statewide 8,703			Statewide 8,059		
Group	F+I Total	% State Total	Group	F+I Total	% State Total	Group	F+I Total	% State Total
G1	1,509	34.1%	G1	2,545	29.2%	G1	2,882	35.8%
G2	1,058	23.9%	G2	1,988	22.8%	G2	1,952	24.2%
G3	312	7.1%	G3	607	7.0%	G3	472	5.4%
<i>The percentages don't add up to 100% because G1, G2, and G3 don't include crashes in unincorporated areas, as well as in cities with populations below 3,000.</i>								

Highway Safety Matrix - Ranking of Florida Counties

(based on fatal and injury crashes during 2003-2007)

Revised 4/2009

Group 1 - Population of 200,001 and above
23 Counties

	Total F & I	Alcohol Related	Bicycle F & I	Motorcycle F & I	Pedestrian F & I	Speed Related	Occupant Protection	Aggressive Driving	Teen Drivers	Drivers 65+
Alachua	9	21	2	15	6	19	14	12	5	14
Brevard	21	14	15	10	21	3	20	3	17	16
Broward	7	17	7	13	2	6	15	11	11	13
Collier	22	20	6	23	19	16	19	16	23	22
Duval	12	10	13	14	7	20	18	22	10	18
Escambia	4	1	12	7	13	7	2	13	3	4
Hillsborough	2	3	4	3	4	2	7	6	4	7
Lake	18	16	23	4	23	10	16	14	15	11
Lee	17	8	18	18	14	15	12	8	19	15
Leon	3	6	14	17	10	1	3	1	1	17
Manatee	16	4	3	16	12	21	10	21	16	9
Marion	11	15	20	6	20	12	8	20	9	3
Miami-Dade	5	22	17	11	1	22	6	19	7	6
Orange	6	12	9	8	3	11	17	7	18	21
Osceola	14	18	21	12	11	13	21	15	13	20
Palm Beach	13	11	10	21	5	8	13	2	14	5
Pasco	1	2	11	2	15	9	5	9	2	1
Pinellas	8	5	1	5	9	14	9	10	8	2
Polk	10	9	19	9	18	17	1	18	6	10
Saint Lucie	19	23	16	22	16	5	11	5	20	19
Sarasota	20	13	8	20	17	23	23	23	22	8
Seminole	23	19	22	19	22	18	22	17	21	23
Volusia	15	7	5	1	8	4	4	4	12	12

Group 2 - Population of 50,001 to 200,000
20 Counties

	Total F & I	Alcohol Related	Bicycle F & I	Motorcycle F & I	Pedestrian F & I	Speed Related	Occupant Protection	Aggressive Driving	Teen Drivers	Drivers 65+
Bay	2	2	5	3	2	3	3	3	3	9
Charlotte	12	17	4	8	6	20	19	20	14	3
Citrus	17	15	15	7	16	9	17	11	15	4
Clay	11	16	11	15	10	16	11	16	10	18
Columbia	8	8	10	18	14	7	5	12	7	10
Flagler	10	13	8	2	11	10	7	14	13	8
Gadsden	5	4	18	20	13	1	2	1	5	16
Hernando	3	12	9	6	9	11	9	10	2	1
Highlands	20	19	16	11	20	19	20	19	19	7
Indian River	7	11	6	17	7	18	6	17	8	2
Jackson	14	18	20	19	18	6	4	8	4	14
Martin	18	14	2	14	8	5	15	9	18	12
Monroe	1	1	1	1	1	12	12	7	20	15
Nassau	19	9	12	9	5	4	10	2	11	20
Okaloosa	13	6	7	13	12	8	13	6	9	17
Putnam	4	3	19	4	3	13	1	4	6	5
Saint Johns	9	5	3	5	4	15	14	15	12	13
Santa Rosa	6	10	14	10	17	14	16	13	1	11
Sumter	15	20	17	16	19	17	18	18	17	6
Walton	16	7	13	12	15	2	8	5	16	19

Group 3 - Population up to 50,000
24 Counties

	Total F & I	Alcohol Related	Bicycle F & I	Motorcycle F & I	Pedestrian F & I	Speed Related	Occupant Protection	Aggressive Driving	Teen Drivers	Drivers 65+
Baker	8	10	10	10	6	16	8	13	13	23
Bradford	5	8	5	4	4	21	13	15	3	2
Calhoun	21	13	18	17	22	7	16	19	23	22
De Soto	2	6	1	9	2	11	1	12	1	4
Dixie	18	7	8	11	18	8	5	23	10	10
Franklin	22	1	16	15	14	4	9	5	24	19
Gilchrist	14	19	20	8	23	2	11	2	7	7
Glades	9	9	20	6	7	24	4	24	11	6
Gulf	23	12	19	21	17	17	19	21	16	12
Hamilton	20	23	15	20	13	22	24	22	19	21
Hardee	1	17	6	3	5	15	2	10	4	20
Hendry	10	5	4	5	1	18	3	17	18	11
Holmes	16	22	20	13	24	3	12	4	17	13
Jefferson	11	11	13	23	19	19	20	16	8	18
Lafayette	24	24	20	24	15	20	21	20	15	8
Levy	7	4	7	2	10	1	14	6	2	25
Liberty	12	14	20	14	20	9	17	8	22	1
Madison	3	15	12	19	9	6	10	1	6	15
Okeechobee	6	2	2	1	3	10	6	3	9	9
Suwannee	13	21	9	16	12	13	18	14	12	5
Taylor	4	3	3	12	8	14	7	7	5	14
Union	15	18	17	22	16	23	15	18	14	3
Wakulla	17	16	14	7	21	5	22	11	21	17
Washington	19	20	11	18	11	12	23	9	20	24

Highway Safety Matrix – Ranking of Florida Cities

Revised 4/2009

Group 1 – Population 75,000+ -- 29 cities

(based on fatal and injury crashes during 2003-2007)

City	Total F & I	Alcohol Related	Bicycle	Motorcycle	Pedestrian	Speed Related	Occupant Protection	Aggressive Driving	Teen Drivers	Drivers 65+
Boca Raton	7	18	13	17	17	15	16	6	7	1
Cape Coral	27	20	25	24	26	20	25	17	27	23
Clearwater	16	5	6	4	11	25	12	29	19	7
Coral Springs	23	27	11	28	21	18	29	27	13	24
Davie	4	4	16	1	10	1	7	7	2	10
Deltona	26	22	27	11	27	7	20	11	23	27
Fort Lauderdale	3	3	2	3	2	14	1	13	8	5
Gainesville	11	15	4	12	7	27	13	5	6	18
Hialeah	15	21	28	22	16	29	10	28	15	12
Hollywood	9	11	8	14	6	6	18	14	12	4
Jacksonville	14	12	17	15	19	19	17	21	9	21
Lakeland	8	2	12	7	15	16	2	18	5	3
Largo	20	8	3	13	12	26	19	16	22	11
Melbourne	22	17	14	6	22	10	14	23	24	14
Miami	5	16	23	16	3	24	5	19	14	9
Miami Beach	18	14	7	5	1	22	15	9	29	25
Miami Gardens	19	26	26	21	13	28	22	22	20	22
Miramar	25	28	29	29	28	21	26	26	25	29
Orlando	1	1	10	2	4	2	3	1	4	8
Palm Bay	29	19	22	19	29	12	21	8	28	28
Pembroke Pines	24	24	20	27	24	23	28	20	16	17
Plantation	17	23	18	26	23	8	23	25	11	15
Pompano Beach	10	13	9	10	8	3	4	2	18	6
Port St. Lucie	28	25	24	20	25	17	24	15	26	26
St. Petersburg	12	10	1	9	14	9	9	10	10	13
Sunrise	21	29	19	23	20	13	27	24	17	16
Tallahassee	6	7	15	18	9	4	6	4	1	19
Tampa	2	6	5	8	5	5	8	12	3	2
West Palm Beach	13	9	21	25	18	11	11	3	21	20

Highway Safety Matrix - Ranking of Florida Cities

Revised 4/2009

Group 2 -- Population 15,000-74,999 -- 96 Cities

(based on fatal and injury crashes during 2003-2007)

City	Total F & I	Alcohol Related	Bicycle	Motorcycle	Pedestrian	Speed Related	Occupant Protection	Aggressive Driving	Teen Drivers	Drivers 65+
Altamonte Spgs.	81	50	89	80	42	72	72	79	72	66
Apopka	47	36	52	59	56	54	42	56	64	54
Aventura	24	86	34	61	13	43	63	47	54	7
Bartow	26	58	25	57	59	74	18	40	18	42
Belle Glade	54	62	50	68	20	34	26	48	77	93
Bonita Springs	84	78	57	82	79	86	81	77	94	88
Boynton Beach	20	23	41	37	39	22	37	29	36	12
Bradenton	56	61	22	55	45	93	66	75	70	50
Casselberry	83	43	38	34	62	59	79	58	89	82
Clemont	39	73	91	58	78	44	53	20	27	38
Cocoa	6	6	8	4	44	1	2	3	5	13
Coconut Creek	37	35	59	49	50	25	55	49	21	17
Cooper City	74	82	66	76	93	81	83	85	31	84
Coral Gables	27	34	30	33	21	84	57	78	40	14
Crestview	40	54	95	44	70	67	24	53	11	67
Cutler Bay	64	84	56	96	64	62	80	71	41	78
Dania	23	26	48	13	22	10	22	11	50	60
Daytona Beach	8	9	7	2	2	8	6	13	8	22
DeBary	88	59	88	62	95	18	87	24	83	85
Deerfield Beach	42	46	28	27	36	24	46	33	74	39
Deland	12	18	27	7	17	29	7	19	10	6
Delray Beach	36	32	17	43	26	49	44	22	69	20
Doral	34	69	54	39	51	91	49	93	47	73
Dunedin	70	29	29	67	75	41	64	39	73	30
Edgewater	76	40	21	18	68	50	52	41	53	37
Eustis	59	64	74	19	72	78	58	86	60	41
Fort Myers	3	8	33	10	4	7	1	1	9	10
Fort Pierce	51	42	39	48	28	48	20	59	51	43
Ft. Walton Bch	32	25	35	20	58	15	29	45	29	56
Greenacres City	75	53	36	79	55	23	54	4	57	69
Haines City	19	13	72	47	18	68	14	42	17	25
Hallandale	57	63	18	73	15	79	76	87	93	45
Hialeah Gardens	17	56	44	46	47	85	17	69	22	40
Homestead	67	33	60	74	31	53	30	60	66	83
Jacksonville Bch.	29	4	2	26	32	30	59	46	37	51
Jupiter	65	24	15	50	63	9	50	28	34	62
Key West	11	1	1	1	6	21	25	7	85	87
Kissimmee	63	41	63	64	29	61	56	54	63	74
Lake Worth	16	17	13	40	11	16	4	5	42	61
Lauderdale Lakes	69	95	84	94	30	75	67	73	88	81
Lauderhill	80	81	64	93	43	57	82	68	82	71
Leesburg	22	28	37	9	33	45	27	76	26	4
Lynn Haven	55	75	49	86	80	38	77	61	32	34
Maitland	62	45	76	36	88	58	61	18	91	86
Marco Island	96	83	94	92	69	87	95	83	96	91
Margate	41	48	51	53	38	51	70	70	45	49
Miami Lakes	30	80	85	54	83	69	74	82	12	58
Naples	43	31	4	60	35	63	65	44	65	18

City	Total F & I	Alcohol Related	Bicycle	Motorcycle	Pedestrian	Speed Related	Occupant Protection	Aggressive Driving	Teen Drivers	Drivers 65+
New Port Richey	7	2	5	8	1	73	13	66	4	9
New Smyrna Bch.	33	22	19	5	25	17	10	34	19	26
North Lauderdale	90	89	71	91	77	60	68	55	80	89
North Miami	4	38	58	56	7	42	32	36	7	28
North Miami Bch.	15	76	86	41	14	66	35	65	23	32
North Port	78	71	82	81	94	55	48	74	58	52
Oakland Park	5	7	10	17	3	4	3	27	15	16
Ocala	1	21	16	6	16	31	8	51	2	1
Ocoee	50	68	47	70	73	37	41	25	28	63
Opa Locka	46	77	80	83	76	92	69	91	38	79
Ommond Beach	44	16	14	3	49	12	39	12	44	31
Oviedo	94	90	92	78	90	71	90	84	78	96
Palm Beach Gar.	21	27	40	29	65	5	36	10	16	21
Palm Coast	61	55	55	23	82	13	40	37	48	35
Palm Springs	77	57	26	85	53	20	62	9	92	65
Palmetto Bay	79	87	73	65	74	46	78	81	49	68
Panama City	2	3	32	14	10	3	5	2	1	5
Parkland	85	92	96	95	92	36	94	90	75	90
Pensacola	10	5	24	16	23	11	9	35	3	15
Pine Crest Village	53	85	75	51	40	82	75	89	20	46
Pinellas Park	18	12	3	11	12	33	34	31	25	27
Plant City	35	37	61	25	60	47	19	32	30	72
Port Orange	89	72	31	28	84	77	86	72	87	64
Punta Gorda	86	74	70	52	87	89	88	62	90	33
Riviera Beach	9	20	43	30	5	26	12	8	13	24
Rockledge	87	79	87	69	85	70	71	50	67	80
Royal Palm Bch.	72	44	79	77	61	35	47	21	35	77
Safety Harbor	71	51	77	42	89	52	89	14	55	47
Sanford	48	30	78	21	24	27	11	26	52	76
Sarasota	31	14	9	31	8	64	21	38	59	29
Sebastian	92	65	90	63	54	95	85	96	81	53
Seminole	25	11	12	15	48	2	31	16	43	8
St. Cloud	52	47	42	38	27	80	33	67	56	55
Stuart	13	10	6	12	37	19	16	30	6	3
Sunny Isles	73	91	46	75	9	96	93	95	95	57
Tamarac	45	70	67	87	57	6	51	6	68	23
Tarpon Springs	38	15	23	32	34	32	28	17	46	44
Temple Terrace	68	88	53	66	71	88	73	92	62	70
Titusville	66	49	68	35	66	14	43	23	33	59
Venice	82	67	65	71	52	83	84	63	86	11
Vero Beach	14	19	11	24	41	56	15	57	14	2
Wellington	91	93	83	88	91	65	92	52	76	94
West Melbourne	49	66	62	72	81	40	45	15	39	36
Weston	93	94	93	89	86	76	91	88	79	95
Winter Garden	58	60	45	84	67	94	38	94	61	75
Winter Haven	28	52	69	22	19	28	23	43	24	19
Winter Park	60	39	20	45	46	39	60	64	71	48
Winter Springs	95	96	81	90	96	90	96	80	84	92

Highway Safety Matrix - Ranking of Florida Cities

Revised 4/2009

Group 3 -- Population 3,000-14,999 -- 124 Cities

(based on fatal and injury crashes during 2003-2007)

City	Total F & I	Alcohol	Bicycle	Motorcycle	Pedestrian	Speed	Occupant Pro.	Agg. Driving	Teen Drivers	Drivers 65+
Alachua	20	31	62	35	57	5	40	16	19	58
Arcadia	21	57	48	88	11	39	6	63	37	33
Atlantic Beach	77	33	34	78	19	57	93	87	65	93
Auburndale	23	17	24	19	16	51	22	27	28	29
Avon Park	48	75	30	43	92	108	49	69	48	20
Bal Harbor	40	78	12	67	3	80	44	66	97	59
Bay Harbor Island	107	121	69	115	121	118	113	111	107	118
Belle Isle	124	120	121	112	122	118	122	121	121	121
Belleair	115	118	119	118	124	70	114	81	119	78
Bellevue	6	39	72	4	17	17	27	61	2	2
Biscayne Park	121	124	121	120	98	118	124	49	109	120
Bowling Green	91	69	107	80	38	118	85	114	80	119
Brooksville	31	46	55	30	6	82	13	37	25	15
Callaway	84	71	110	96	99	53	54	64	62	104
Cape Canaveral	99	38	63	50	48	25	95	24	106	108
Cedar Grove	65	25	98	55	96	15	58	40	72	65
Chattahoochee	113	105	121	120	123	60	101	72	69	88
Chipley	86	100	67	90	88	88	53	33	31	75
Clewiston	55	29	114	103	90	52	24	30	60	99
Cocoa Beach	66	24	14	49	18	81	48	86	49	70
Crystal River	5	8	19	3	22	6	14	15	6	4
Dade City	14	76	33	57	80	34	9	13	15	14
Daytona Beach Sh.	81	83	57	2	8	71	111	60	108	110
Defuniak Springs	33	73	68	62	117	56	59	68	13	23
Destin	26	6	21	28	27	12	16	3	42	73
Dundee	32	22	52	32	72	8	26	21	58	50
Fellsmere	114	116	84	86	120	93	99	84	112	123
Fernandina Beach	85	58	38	45	47	49	45	53	63	111
Flagler Beach	88	43	105	22	25	94	65	99	76	68
Florida City	10	48	78	26	4	110	11	36	23	49
Fort Meade	93	86	82	92	87	95	61	122	84	98
Fort Myers Beach	78	14	15	31	14	97	87	70	104	109
Fruitland Park	28	101	66	6	66	13	25	22	43	8
Green Cove Spgs.	72	60	56	77	100	105	57	77	45	77
Groveland	76	95	104	84	113	65	67	56	64	57
Gulf Breeze	18	13	92	18	67	16	38	12	9	47
Gulfport	110	107	101	107	103	69	94	92	99	114
High Springs	116	110	97	59	119	113	117	116	92	107
Highland Beach	117	123	17	79	115	114	120	91	120	81
Holly Hill	45	21	50	10	35	54	34	44	56	36
Holmes Beach	98	34	39	99	55	63	63	59	100	106
Indian Harbor Bch.	106	102	83	94	61	106	108	65	78	66
Indian River Sh.	105	122	80	97	82	50	112	43	114	82
Indian Rocks Bch.	100	49	58	24	91	62	92	85	101	102
Inverness	34	64	43	27	28	46	31	25	40	18
Islamorada	15	4	47	16	43	20	56	34	41	35
Juno Beach	9	3	1	11	7	9	12	4	8	10
Kenneth City	62	47	8	91	77	30	51	31	55	83
Key Biscayne	112	119	9	100	106	73	119	50	102	113
LaBelle	41	18	44	109	79	75	32	78	29	37
Lady Lake	53	62	118	34	33	55	60	112	67	7
Lake Alfred	122	89	112	110	112	41	105	102	124	123
Lake City	7	7	13	9	15	35	7	18	5	6
Lake Clark Sh.	103	98	121	120	83	118	77	110	115	92
Lake Mary	59	37	100	47	109	32	69	57	44	80
Lake Park	50	68	59	54	20	96	43	47	59	54
Lake Wales	36	65	74	38	52	66	37	54	61	30
Lantana	8	12	35	39	21	28	19	10	12	12
Lauderdale by the Sea	71	87	11	65	23	61	90	29	88	53
Lighthouse Point	56	84	31	64	41	58	81	88	79	51
Live Oak	39	20	27	58	75	36	18	17	22	48
Longboat Key	119	97	7	108	101	115	116	113	116	91

City	Total F & I	Alcohol	Bicycle	Motorcycle	Pedestrian	Speed	Occupant Pro.	Agg. Driving	Teen Drivers	Drivers 65+
Longwood	49	15	22	14	49	78	39	67	53	63
Macclenny	42	19	79	60	108	19	20	26	24	74
Madeira Beach	46	45	28	29	13	100	89	58	68	32
Madison	27	88	99	87	65	86	28	1	14	28
Malone	89	111	77	120	118	118	62	123	85	100
Marathon	43	23	5	15	74	26	80	42	73	64
Marianna	35	85	106	85	56	21	15	14	16	45
Mary Esther	38	42	81	23	84	44	46	5	50	55
Mascotte	83	67	51	69	89	48	70	94	75	115
Melbourne Bch.	92	56	29	40	94	29	107	75	94	96
Miami Shores	67	108	88	98	78	111	96	93	96	79
Miami Springs	101	112	103	106	81	84	86	89	118	90
Milton	1	2	60	7	32	11	3	7	1	1
Minneola	97	79	117	89	110	42	78	55	86	76
Mount Dora	44	54	45	41	39	33	72	19	36	26
Mulberry	51	106	87	116	63	67	33	124	26	41
Neptune Beach	96	51	42	72	107	43	75	115	70	105
Newberry	47	41	46	105	29	45	47	46	34	62
Niceville	74	103	95	71	97	98	83	109	66	71
North Bay Village	108	59	102	109	46	109	110	107	117	101
North Palm Bch.	64	99	93	76	71	40	73	39	83	40
Okeechobee	11	10	32	53	9	18	4	8	18	16
Oldsmar	37	36	49	51	62	27	50	32	20	39
Orange City	16	16	76	12	12	7	36	9	33	9
Orange Park	58	30	61	52	64	104	98	98	57	56
Pahokee	75	74	94	56	70	4	35	11	74	112
Palatka	12	40	64	20	10	87	5	71	7	13
Palm Beach	68	94	6	44	26	38	76	76	110	34
Palmetto	25	28	20	63	40	85	29	90	35	42
Panama City Bch.	4	1	2	1	1	3	2	6	4	27
Parker	61	55	54	61	105	99	64	103	38	67
Pembroke Park	3	5	65	13	34	2	10	23	10	11
Perry	22	26	53	95	73	72	23	74	17	21
Ponce Inlet	111	53	108	48	69	22	100	73	98	122
Port Richey	2	11	3	8	2	1	1	2	3	3
Port St. Joe	102	61	111	120	60	47	55	38	103	61
Quincy	19	35	85	75	50	23	42	35	32	31
Sanibel	104	96	18	101	53	77	123	104	113	84
Satellite Beach	109	72	75	104	111	74	104	52	82	72
Sebring	52	93	73	36	102	101	71	83	46	38
South Bay	79	92	115	114	54	64	82	79	77	89
South Daytona	73	50	25	17	93	24	68	62	90	69
South Miami	29	77	96	82	42	102	88	41	21	19
South Pasadena	60	66	26	113	31	90	74	101	87	17
Southwest Ranches	80	80	120	66	86	37	91	45	52	87
Springfield	123	113	116	111	114	103	118	95	122	116
St. Augustine	24	9	4	5	5	14	21	20	51	52
St. Augustine Bch.	94	32	10	25	24	112	84	108	81	85
St. Petersburg Bch.	87	44	16	46	30	68	109	82	93	94
Starke	17	82	41	70	44	10	17	28	30	22
Surfside	90	114	86	93	45	116	103	106	123	97
Sweetwater	57	90	89	102	59	83	79	100	47	44
Tavares	63	91	71	42	68	107	66	119	54	43
Tequesta	118	117	36	83	104	92	115	80	111	103
Treasure Island	95	27	37	33	51	89	97	97	95	60
Valparaiso	120	104	113	117	116	118	121	120	89	117
Wauchula	30	63	91	81	95	59	8	51	27	24
West Miami	69	109	70	68	76	117	52	118	71	46
West Park	70	115	109	73	85	76	106	96	91	95
Wildwood	54	70	90	37	58	31	30	48	39	25
Wilton Manors	82	81	23	74	36	91	102	117	105	86
Zephyrhills	13	52	40	21	37	79	41	105	11	5

Project Selection Process

The Traffic Safety Section received more than 250 requests for funding totaling nearly \$39.5 million. These *concept papers* could be considered for funding under Sections 402, 405, 406, 410, and 2010. The concept papers were assigned to the appropriate planners for review. Each concept paper was reviewed on the basis of whether it was a continuing program or a new request, if it satisfied a specific traffic safety need, if it supported the goals for the program area, and on past funding history of the agency. (A few concept papers were received for projects that did not qualify for Section 402 funding. These were eliminated prior to the review process.) A standard form was used to complete the review. Each staff member ranked all of the funding proposals in his/her respective program areas. Continuing programs and funding requests from agencies in the communities that are ranked in the top 25% of the *Highway Safety Matrix* for the respective program area were given priority for funding. The planners' funding recommendations were reviewed by the Traffic Safety Administrator and the Chief Safety Officer before being included in the *Highway Safety Performance Plan*.

Request for Section 408 Funding forms were used by agencies seeking Section 408 funding. These requests were reviewed by the Traffic Records Coordinating Committee Executive Board, and the Board voted on which projects would be funded.

Program Administration

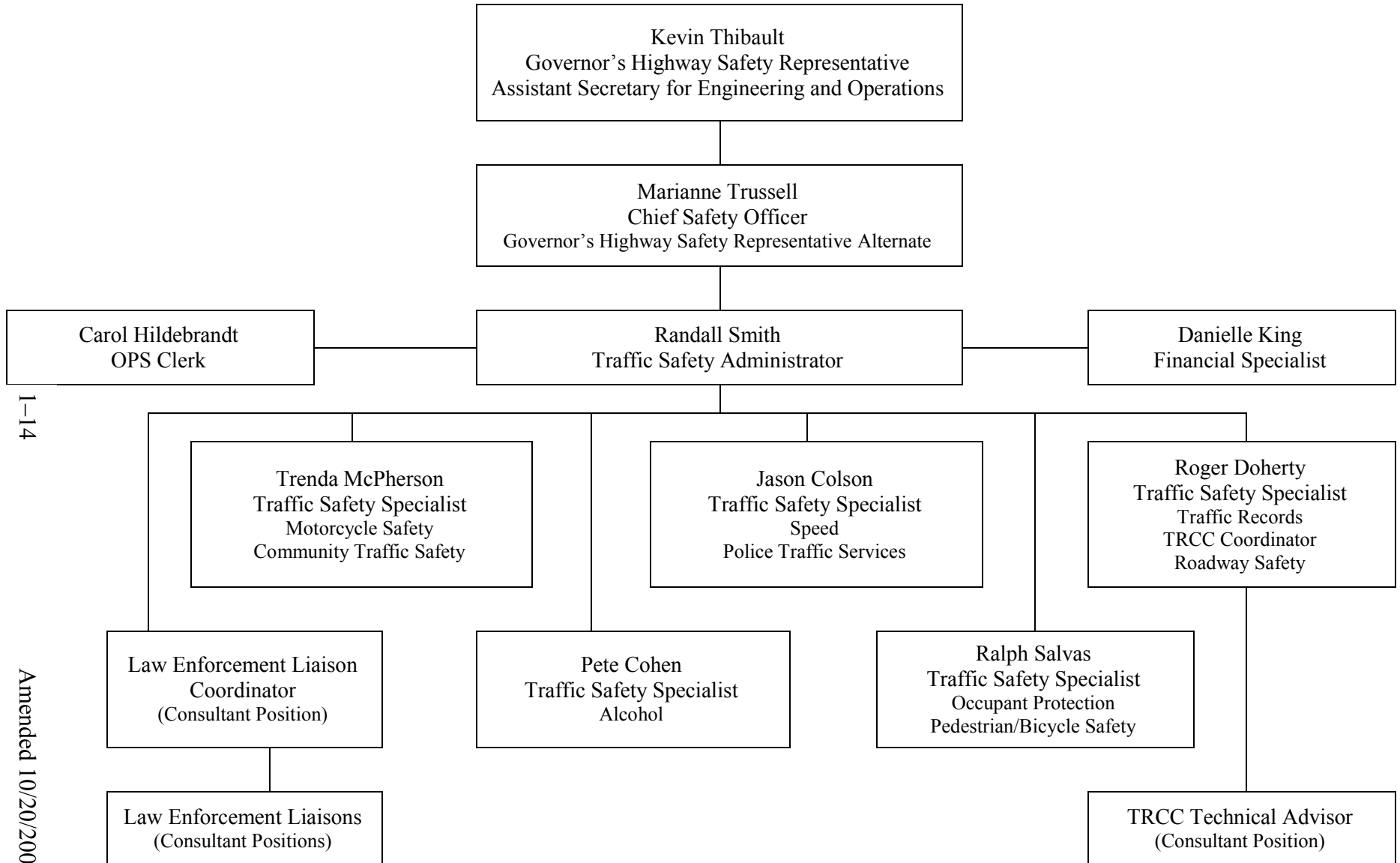
The Traffic Safety Section presently consists of seven full-time employees – a traffic safety administrator, five full time planners who work on the grant programs, and a financial specialist. All staff members serve as a resource to many different customers. Some of the section's customers include the following:

- Florida's 18.8 million residents,
- Law enforcement agencies and state attorney's offices,
- Safety organizations, such as MADD Florida, Florida Bicycle Association, and local chapters of the National Safety Council,
- State agencies, such as the Department of Highway Safety and Motor Vehicles and the Department of Health,
- Hospitals and county public health offices, and
- Universities, colleges, and schools.

The Traffic Safety Section plans and coordinates highway safety programming focused on public outreach and education; enhanced traffic law enforcement; integrating new public health strategies and techniques; awareness of new traffic safety technology; improved collaborations with the corporate community and safety organizations and improved communication and cooperation with state and local governments. FY 2010 programming resources are directed at the following national and state priority areas: Planning and Administration, Paid Media, Occupant Protection, Community Traffic Safety, Alcohol, Police Traffic Services, Pedestrian and Bicycle Safety, Traffic Records, Motorcycle Safety, Speed Control, and Roadway Safety.

The Traffic Safety Section promotes public safety through the administration and distribution of federal highway safety funds for a variety of state and local highway safety programs and initiatives. The office is committed to providing accurate and timely data together with quality customer service. The total number of subgrant awards and total sum of federal funds allocated in these grants for which the section is responsible has never been greater than at the present time.

**Organizational Chart
Traffic Safety Section in Florida Department of Transportation**



1-14

Amended 10/20/2008

Program Planning Calendar

January 1 – March 31	Concept papers are accepted from state and local governmental agencies for upcoming fiscal year.
March – May	Planners identify statewide problems and set goals and objectives.
April – June	Planners review concept papers and rank them in priority.
June – July	Planners select concept papers that will be funded and prepare their modules for the <i>Highway Safety Performance Plan</i> .
July – August	The <i>Highway Safety Performance Plan</i> is reviewed by the Traffic Safety Administrator and the Chief Safety Officer.
August	Subgrant applications are sent to agencies approved for funding, and letters are sent to agencies that are not being funded.
August 31	The <i>Highway Safety Performance Plan</i> is submitted to the National Highway Traffic Safety Administration by August 31.
September	Subgrant applications are processed for award on October 1, if funds are available.
October 1	New Federal fiscal year begins, and new highway safety activities begin upon award of subgrants.
October 31	Requests for reimbursement and fourth quarter and final reports for previous fiscal year must be postmarked by October 31.
November	Final reimbursement requests are processed for previous year.
December	The <i>Annual Report</i> is finalized for submission to the National Highway Traffic Safety Administration by December 31.

An orange outline map of the state of Florida, oriented vertically with the panhandle at the top and the tip of the peninsula at the bottom. The map is centered on the page.

HIGHWAY

SAFETY

PLAN



**PLANNING
AND
ADMINISTRATION**

Planning and Administration Program Area

Goal: To provide an experienced staff to administer the State and Community Highway Safety Grant Program in Florida.

Section 402

Project Number: PA-10-01-01

Project Title: Operation of the Traffic Safety Section

Project Description: The Florida Department of Transportation will be reimbursed 50% for the salary and benefits costs of up to seven full time employees. The staff includes a Traffic Safety Administrator, five Highway Safety Planners, and a Financial Specialist. The Traffic Safety Section staff is responsible for overseeing the development of the *Highway Safety Performance Plan* and for administering the highway safety subgrant funds that Florida receives. The goal of the project is to develop and implement an effective Highway Safety Performance Plan.

Budget: \$270,000

Project Number: PA-10-01-02

Project Title: Traffic Safety Staff Support

Project Description: The Tallahassee Community College will hire an OPS Staff Assistant to assist with the processing of financial and subgrant paperwork. The person will work approximately 15 hours per week. The Department of Transportation will hire the same person to assist the traffic safety planners approximately 15 hours per week with state OPS funds. The goal of the project is to provide administrative support to the Traffic Safety Section staff so that they will have more time to manage the programs for which they are responsible.

Budget: \$7,644

Planning and Administration Program Area

Planning and Administration Budget Summary				
Project Number	Project Title/Agency	Budget	Match	Budget Source
PA-10-01-01	Operation of the Traffic Safety Section/Florida DOT	\$270,000	\$270,000	402
PA-10-01-02	Traffic Safety Staff Support/Tallahassee Community College	\$7,644	\$7,644	402
	402 Total	\$277,644	\$277,644	
	Total All Funds	\$277,644	\$277,644	



Paid Media

Paid Media Program Area

- Goals:**
1. To decrease traffic fatalities 2.6% from the 2008 calendar base year total of 2,978 to 2,900 by December 31, 2010 through a series of campaigns designed to increase public awareness of Florida's traffic safety problems.
 2. To decrease alcohol impaired driving fatalities 2.9% from the 2008 calendar base year total of 875 to 850 by December 31, 2010 through a series of campaigns designed to increase public awareness.
 3. To increase statewide observed seat belt use of front seat outboard occupants in passenger vehicles 1.3 percentage point(s) from the 2008 calendar base year usage rate of 81.7% to 83.0% by December 31, 2010 through a series of campaigns designed to increase public awareness.
 4. To decrease motorcyclist fatalities 10.1% from the 2008 calendar base year total of 556 to 500 by December 31, 2010 through a series of campaigns designed to increase public awareness.
-

Section 402

Project Number: PM-10-07-01

Project Title: *Share the Road* PSA Campaign

Project Description: Funding will be provided to the University of North Florida to distribute television and radio advertisements that promote the "Look Twice... Save a Life" campaign to all motorists in Florida. This campaign is part of the comprehensive motorcycle safety initiative established in the Motorcycle Strategic Safety Plan and *in accordance with the recommendations set forth by the Motorcycle Assessment Team in February 2008 to aggressively market the "Look Twice, Save a Life" project.* The effectiveness of the project will be determined through a survey of motorists in Florida. The goal of this project is to distribute share the road messages to media outlets statewide in an effort to reduce the number of car versus motorcycle crashes on Florida's roadways.

Budget: \$400,000

Paid Media Program Area

Project Number: PM-10-07-02

Project Title: Major College Sports Marketing Program

Project Description: Funding will be awarded to Tallahassee Community College to coordinate an occupant protection paid media campaign during sports events at the University of Florida, Florida State University, and the University of Miami. Funds will be used to purchase spots on statewide radio/TV network, advertisement in sports game-day programs, sign placement in sports venues, and development costs. The goal for this project is to increase front seat safety belt usage to 83% by December 31, 2010.

Budget: \$420,000

Project Number: PM-10-07-03

Project Title: Traffic Safety Public Awareness Campaigns

Project Description: Funding will be provided to the University of North Florida for point-of-sale advertising utilizing a vendor to develop and provide materials to petroleum retailers focusing on safety belts, impaired driving, motorcycle safety, and speeding/aggressive driving throughout the state during crackdowns, the rural safety belt demonstration waves, and special events.

Budget: \$200,000

Project Number: PM-10-07-04

Project Title: Rural Safety Belt Demonstration Project

Project Description: Funding will be provided to the Tallahassee Community College and be used to purchase paid media in a designated rural area of the state consisting of 36 counties. The potential market area includes Tallahassee, Jacksonville, Panama City, Pensacola, and Gainesville at a minimum. Media will be purchased in November 2009 and April/May 2010. Funds will be used for radio placement, a media plan, and duplication and distribution of spots.

Budget: \$300,000

Paid Media Program Area

Project Number: PM-10-07-05

Project Title: *Click It or Ticket* Minority Outreach

Project Description: Funding will be awarded to the Tallahassee Community College to develop and distribute *Click It or Ticket* public awareness messages that target minority groups in an effort to increase safety belt use by minorities. Pre- and post-wave safety belt surveys will determine the effectiveness of this project.

Budget: \$50,000

Section 405

Project Number: K2PM-10-20-01

Project Title: *Click It or Ticket* Paid Media Campaign

Project Description: Funding will be provided to Tallahassee Community College to plan, coordinate, and implement a paid media program for the Memorial Day holiday *Click It or Ticket* enforcement wave. Funds will be used to develop campaign spots and a media plan and to purchase airtime. Pre- and post-wave safety belt surveys will determine the effectiveness of this project. The goal for this project is to increase front seat safety belt usage to 83% by December 31, 2010.

Budget: \$1,005,402

Paid Media Program Area

Section 410

Project Number: K8PM-10-16-01

Project Title: Impaired Motorcyclist Safety Campaign

Project Description: Funding will be provided to the University of North Florida to distribute television and radio advertisements that promote the *None for the Road* campaign to motorcyclists in Florida. This campaign is part of the comprehensive motorcycle safety initiative established in the Motorcycle Strategic Safety Plan. The effectiveness of the project will be determined through a survey of motorcyclists in Florida. The goal of this project is to distribute *None for the Road* public service announcements to targeted media outlets in high fatality areas in an effort to reduce the number of impaired rider crashes on Florida's roadways.

Budget: \$400,000

Project Number: K8PM-10-16-02

Project Title: Professional Sporting Event Impaired Driving Education Campaign

Project Description: Funding will be awarded to Tallahassee Community College to coordinate a paid media campaign with major and minor league professional sports teams and venues to promote safe and sober driving to their fans. Major league sports teams abound in Florida. This project will fund media advertisements with the following teams: Florida Panthers (NHL), Florida Marlins (MLB), Miami Heat (NBA), Orlando Magic (NBA), Tampa Bay Devil Rays (MLB), Tampa Bay Lightning (NHL), Daytona Speedway (NASCAR), Homestead Speedway (NASCAR) and all fifteen minor league baseball parks across the state. The project will focus on impaired driving messages. The teams will utilize their venue and celebrity team members to educate fans on the dangers of drinking and driving. Messages will be promoted through the use of posters, signage, in-game announcements, alcohol-free nights, special functions, audio and video PSAs, and more.

Budget: \$1,100,000

Paid Media Program Area

Project Number: K8PM-10-16-03

Project Title: DUI Statewide Media Campaign

Project Description: Funding will be awarded to the University of North Florida (IPTM) for the development of a comprehensive media campaign to support statewide impaired driving enforcement efforts. Funds will be used to develop campaign materials and public service announcements and to pay for media placement and other direct project costs. The majority of the funds will be used in conjunction with the 2010 Impaired Driving National Enforcement Crackdown during August and September.

Budget: \$700,000

Project Number: K8PM-10-16-04

Project Title: Impaired Driving Sports Campaign

Project Description: Funding will be provided to the University of North Florida – IPTM to purchase airtime from a broadcasting organization that specializes in sports broadcasting. The airtime will be utilized to air messages that target sports fans and encourage sober and responsible driving.

Budget: \$200,000

Paid Media Program Area

Paid Media Budget Summary				
Project Number	Project Title/Agency	Budget	Match	Budget Source
PM-10-07-01	<i>Share the Road</i> PSA Campaign/University of North Florida - IPTM	\$400,000	\$0	402
PM-10-07-02	Major College Sports Marketing Program/Tallahassee Comm. Col.	\$420,000	\$0	402
PM-10-07-03	Traffic Safety Public Awareness Campaigns/Univ. of N. Florida - IPTM	\$200,000	\$0	402
PM-10-07-04	Rural Safety Belt Demonstration Project/Tallahassee Community College	\$300,000	\$0	402
PM-10-07-05	<i>Click It or Ticket</i> Minority Outreach/Tallahassee Community College	\$50,000	\$0	402
K2PM-10-20-01	<i>Click It or Ticket</i> Paid Media Campaign/Tallahassee Community College	\$1,005,402	\$0	405
K8PM-10-16-01	Impaired Motorcyclist Safety Campaign/University of N. Florida - IPTM	\$400,000	\$0	410
K8PM-09-16-02	Professional Sporting Event Impaired Driving Education Campaign/TCC	\$1,100,000	\$0	410
K8PM-10-16-03	DUI Statewide Media Campaign/University of North Florida - IPTM	\$700,000	\$0	410
K8PM-09-16-04	Impaired Driving Sports Campaign/University of N. Florida - IPTM	\$200,000	\$0	410
	402 Total	\$1,370,000	\$0	402
	405 Total	\$1,005,402	\$0	405
	410 Total	\$2,400,000	\$0	410
	Total All Funds	\$4,775,402	\$0	



**OCCUPANT
PROTECTION**

Occupant Protection Program Area

- Goals:**
1. To decrease traffic fatalities 2.6% from the 2008 calendar base year total of 2,978 to 2,900 by December 31, 2010.
 2. To increase Florida's safety belt use rate to 83% by December 31, 2010.
 3. To educate Florida residents on the new Primary Safety Belt Law through the implementation of safety belt usage education and enforcement programs.
-

Section 402

Project Number: OP-10-02-01

Project Title: Florida Special Needs Occupant Protection Program

Project Description: The Florida Department of Health will continue to expand this existing program by providing child passenger safety services to special needs children throughout the state. Funding includes the development and implementation of Florida's special needs curriculum, educational and promotional items, child safety seats, laptop computers and digital cameras for documentation and processing. The goals for this project are to reduce the number of unrestrained child fatalities by 5% compared to 2008 and to roll out the new Florida Special Needs Curriculum to conduct special need car seat trainings statewide.

Budget: \$106,308

Project Number: OP-10-02-02

Project Title: Florida's Occupant Protection Program

Project Description: The Florida Department of Highway Safety and Motor Vehicles will expand an existing occupant protection education and awareness program to include components for child passenger safety, and safety usage for teen drivers and young adults. Funding includes a dedicated website that will use social marketing methods such as posting experts from video-taped safety demonstrations on YouTube, MySpace and Face-Book, CPS educational and promotional items, CPS instructors, CPS technicians, CPS classes, teen seat belt outreach educational materials, pop-up tents, and LCD projectors for classroom/events. The goal's for this grantee is to reduce the number child restraint fatalities by 5%, and to increase safety belt use to 83% by December 31, 2010.

Budget: \$307,000

Occupant Protection Program Area

Project Number: OP-10-02-03

Project Title: Statewide Safety Belt Survey

Project Description: The Tallahassee Community College will hire a consultant to conduct a statewide safety belt survey. The goal for this project is to determine the current safety belt usage rate in Florida.

Budget: \$272,593

Project Number: OP-10-02-04

Project Title: Child Passenger Safety Technician Training

Project Description: South Broward Hospital District d/b/a Memorial Healthcare Systems will plan and implement a child passenger safety training program that will allow Broward County citizens to become certified as CPS technicians, allow certified CPS technicians the ability to obtain CEU's for recertification and also provide an eight-hour training to recertify those CPS technicians who have let their certification lapse. Funding is provided for training car seats for classroom, training dolls, training seat simulator, educational materials, and printing. The goal for this project is to certify 60 new child passenger safety technicians through CPS training.

Budget: \$13,600

Project Number: OP-10-02-05

Project Title: FSA's Safety Belt Education and Awareness Campaign

Project Description: The Florida Sheriff's Association will implement a statewide Safety Belt Education and Awareness Campaign with a focus on teens and young adults. Funding will include purchasing safety belt convickers and shipping and handling fees. The goal for this project is to increase safety belt use to 83% by December 31, 2010.

Budget: \$125,000

Occupant Protection Program Area

Project Number: OP-10-02-06

Project Title: Florida S.A.F.E. (Stay Alive For Education) Program

Project Description: Florida S.A.F.E., Inc. will plan and implement a Stay Alive for Education program to offer young adults information that will allow them to make rational decisions concerning their safety and well being. Florida S.A.F.E. staff will provide at a minimum of 60 presentations to high schools, colleges, military and business personnel. Funding is provided for salary for project coordinator, instructor fees, training new instructors, educational materials, laptops, software, and projectors. The goal for this project is to increase post-test survey results by an average of 10% over the pre-test scores of all Florida S.A.F.E. training participants.

Budget: \$57,250

Project Number: OP-10-02-07

Project Title: Citrus County Child Passenger Safety Program

Project Description: The Citrus County Health Department (a third year subgrantee) will expand an existing child passenger safety program in Citrus County and surrounding counties by providing child seats and installation training. Funding is provided for child safety seats, inspection station supplies, educational/promotional items, travel, storage for seats and supplies, and CPS training. The goal for this project is to increase child seat use by 5%.

Budget: \$29,916

Project Number: OP-10-02-08

Project Title: Reducing MV Injuries & Deaths in Rural North Florida

Project Description: The Safe Kids program at Shands Children's Hospital (a third year subgrantee) will expand an existing child passenger safety program in Alachua County and at least eight surrounding counties by providing child seats and installation training. Funding is provided for child seats, educational materials, storage for child seats and supplies, inspection station supplies, promotional items, travel for CPS-related events and training, and training fees to certify more CPS techs. The goal for this project is to increase child seat use by 5%.

Budget: \$60,300

Occupant Protection Program Area

Project Number: OP-10-02-09

Project Title: Lake-Sumter EMS Child Passenger Safety Program

Project Description: The Lake-Sumter Emergency Medical Service (a third year subgrantee) will expand an existing child passenger safety program by providing child seats and installation training and by increasing their number of CPS certified technicians. Funding is provided for child safety seats, inspection station supplies, travel, and certification fees for CPS training, storage for seats and supplies, and educational and promotional items. Funding is provided for child safety seats, and storage for car seats. The goal for this project is to increase child seat use by 5%.

Budget: \$41,800

Project Number: OP-10-02-10

Project Title: Baker County Child Passenger Safety Program

Project Description: The Baker County Health Department (a third year subgrantee) will expand an existing child passenger safety program by providing child seats, training, and increasing the number of CPS certified technicians. Funding will be used to purchase child safety seats, educational /promotional materials, inspection station supplies, and storage, travel funds, and certification fees for CPS training. The goals for this project are to increase post test survey results by an average of 10% over the pre test scores of all fitting station participants, and to decrease the number of citations written for car seat and safety belt infractions.

Budget: \$36,300

Project Number: OP-10-02-11

Project Title: *Click It or Ticket* Rural Safety Belt Initiative Survey

Project Description: The Tallahassee Community College will hire a consultant to conduct a safety belt survey limited to the area targeted by the Rural Safety Belt Initiative. The goal for this project is to determine the actual safety belt usage rate in the region targeted by the Rural Safety Belt Initiative.

Budget: \$111,000

Occupant Protection Program Area

Project Number: OP-10-02-12

Project Title: Region IV Safety Belt Demonstration Project Challenge

Project Description: The Tallahassee Community College will implement a region-wide rural safety belt campaign emphasizing countermeasures known to increase safety belt usage in rural populations. The campaign will include high visibility enforcement, specific messages, and materials tailored toward rural populations regarding the enforcement of safety belt laws. Funding includes the purchase of radars, lasers, promotional items, and printing. The goal for this project is to increase safety belt usage to 83% by December 31, 2010.

Budget: \$432,000

Project Number: OP-10-02-13

Project Title: Florida's High School Safety Belt Outreach Program

Project Description: The University of North Florida - Institute of Police Technology and Management will implement a program that will provide a *Click It Or Ticket* banner to every high school in the state. The goal for this project is to increase teen safety belt use by providing a *Click It Or Ticket* banner to every high school in Florida and to increase high school safety belt use by 5%.

Budget: \$10,000

Project Number: OP-10-02-14

Project Title: Child Safety Seats Saves Lives Program

Project Description: The Winter Haven Hospital will plan and implement a child passenger safety program which will be designed to provide child restraint systems to new parents. The Woman's Division within Winter Haven Hospital delivers over 2,000 babies per year; education will be provided to the new parents on the proper installation and utilization of these systems. Funding is provided for child safety seats, promotional materials, CPS training, and fitting station supplies. The goal for this project is to increase number of prenatal child passenger safety appointments by 10%.

Budget: \$6,000

Occupant Protection Program Area

Project Number: OP-10-02-15

Project Title: Crestview Police Department's Occupant Protection Program

Project Description: The Crestview Police Department will plan and implement an aggressive traffic enforcement program to reinforce the use of child restraints and safety belts. Funding is provided for car seats and educational/ promotional items. The goal for this project is to increase number of child restraint and safety belt citations by 25% compared to 2008.

Budget: \$9,500

Project Number: OP-10-02-16

Project Title: St. Lucie Healthy Start Car Safety Seat Program

Project Description: The St. Lucie County Healthy Start Program will plan and implement a child passenger safety program which will be designed to provide child restraint systems to families in need and educate the parents/guardians on the proper installation and utilization of these systems (in English and Spanish). Funding is provided for child safety seats, and educational/ promotional materials. The goal for this project is to increase child seat use by 5%.

Budget: \$12,045

Project Number: OP-10-02-17

Project Title: Jackson County *Safety First* Program

Project Description: The Jackson County Health Department will plan and implement a child passenger safety program which will be designed to provide child restraint systems to families in need and educate the parents/guardians on the proper installation and utilization of these systems. Funding is provided for child safety seats, promotional materials, CPS training, and fitting station supplies. The goals for this project are to increase child seat use by 10% and to increase safety belt use by 10%.

Budget: \$21,000

Occupant Protection Program Area

Project Number: OP-10-02-18

Project Title: *Think First* Child Passenger Safety Program

Project Description: The Baptist Health Care Foundation will plan and implement a child passenger safety program which will be designed to provide child restraint systems and education to parents and caregivers. Hospital staff will also work with schools, local insurance companies, neighborhood groups, local law enforcement, community groups and businesses to share their safety message with the community and also to provide them with program information. Funding is provided for car seats, fitting station supplies, educational/promotional items, State travel, and printing. The goals for this project are to increase child seat use by 7% and to increase child passenger fitting stations by 10%.

Budget: \$22,000

Section 405

Project Number: K2-10-17-01

Project Title: Borinquen Health Care Center's Child Passenger Safety Program

Project Description: The Borinquen Health Care Center, Inc. (a third year subgrantee) will expand an existing child passenger safety program by providing child seats and installation training to clients. Funding will include child seats, fitting station supplies, and educational materials. The goal for this project is to increase the use of child seats by 5% from a baseline usage rate established during the 2008 grant cycle.

Budget: \$39,100

Occupant Protection Program Area

Project Number: K2-10-17-02

Project Title: Florida Suncoast Child Passenger Safety Program

Project Description: Florida Suncoast Safe Kids/All Children's Hospital plans to provide increased Child Passenger Safety education and training opportunities in Manatee, Pasco, Pinellas, Polk, and Sarasota counties by conducting child passenger safety technician trainings, car seat check up events, and technical training updates for current child passenger safety technicians. Funding is provided for child safety seats, storage for car seats, inspection station supplies, State travel to CPS updates/conferences, CPS instructors to teach CPS class, certification fees for CPS training, supplies for trainings/updates, and educational/promotional items. The goal for this project is to increase child seat use by 5%.

Budget: \$44,500

Project Number: K2-10-17-03

Project Title: Reaching Out to Buckle Up Rural St. Johns County

Project Description: Project Buckle Up (PBU) staff will expand the number of presentations made to the students at Crookshank, South Woods and Webster elementary schools, addressing students in Head Start, and grades PreK-2. PBU staff will also work with the administration at these schools to have a visible presence at all special event, including health fairs, registration events, and family nights. PBU will also work with local churches, neighborhood groups, WIC and Food Stamps, local law enforcement, community groups and businesses to permeate the community with the PBU message and program information. Funding is provided for car seats, fitting station supplies, educational/promotional items, Storage for car seats, State travel, and salary (75% Federal, 25% State Match). The goals for this project are to increase the number of children riding in booster seats by 10% and to increase parents' knowledge and perception about child passenger safety by 10%.

Budget: \$54,781

Occupant Protection Program Area

Project Number: K2-10-17-04

Project Title: Bay County Health Department Child Passenger Safety Program

Project Description: The Bay County Health Department Healthy Start Program staff will expand their efforts with their Child Passenger Safety Program. Bay County Health Department will provide fitting station hours at the department (WIC clients and others) by appointment and also at other county locations and events. A trailer will be used to safely secure seats and supplies and to act as a mobile fitting station. Funding is provided for car seats, fitting station supplies, educational/promotional items, one staff to be certified as a CPS technician, and storage for the car seats. The goal for this project is to increase child seat use by 10%.

Budget: \$20,097

Project Number: K2-10-17-05

Project Title: Titusville Fire and Emergency Services CPS Program

Project Description: The Titusville Fire and Emergency Services will expand an existing child passenger safety program that will present continuous Child Protective Safety education to parents, as well as child seat safety courses and inspections. Funding is provided for child safety seats, inspection station supplies, travel to CPS updates, fitting station supplies and certification fees for CPS training, educational materials, and Dial-A-Belt training system. The goals for this project are to increase child seat use by 8% and to increase safety belt use by 10%.

Budget: \$26,900

Project Number: K2-10-17-06

Project Title: Taylor County Child Safety Seat Program

Project Description: The Taylor County Health Department will expand an existing child passenger safety program which is designed to provide child restraint systems to families in need and educate the parents/guardians on the proper installation and utilization of these systems. Funding is provided for child safety seats, and storage. The goal for this project is to increase child seat use by 5%.

Budget: \$31,400

Occupant Protection Program Area

Project Number: K2-10-17-07

Project Title: Child Passenger Safety Issues for University of Florida - Brevard County Extension

Project Description: The Brevard County Extension Office will expand their services as a child passenger safety (CPS) fitting station and offer child safety seat checks, child safety restraints and education to parents in the county. Funding is provided for child safety seats, inspection station supplies, CPS inspection station trailer, travel to CPS updates/conferences and certification fees for CPS training, educational, and promotional items. The goal for this project is to increase child seat use by 5%.

Budget: \$21,000

Project Number: K2-10-17-08

Project Title: Meeting the CPS Needs of Hillsborough County

Project Description: St. Joseph's Children's Hospital of Tampa will plan and implement a child passenger safety program which will be designed to provide child restraint systems to families in need and educate the parents/guardians on the proper installation and utilization of these systems. Funding is provided for child safety seats, educational materials, storage, fitting station supplies, and travel. The goals for this project are to distribute 900 child seats and to train 1,800 families on the proper use of child seats.

Budget: \$31,540

Project Number: K2-10-17-09

Project Title: Gadsden County Child Passenger Safety Program

Project Description: The Gadsden County Health Department, Healthy Start Program, will plan and implement a child passenger safety program which will be designed to provide child restraint systems to families in need and educate the parents/guardians on the proper installation and utilization of these systems (in English and Spanish). Funding is provided to expand its serves to outlying clinics in Chattahoochee, Havana, and Gretna, child safety seats, educational/promotional materials, CPS certification, travel, laptop, camera/photo printer, and projector w/portable screen. The goal for this project is to increase child seat use by 5% compared to 2008.

Budget: \$19,900

Occupant Protection Program Area

Project Number: K2-10-17-10

Project Title: Desoto County Child Passenger Safety Program

Project Description: The Desoto County Health Department will plan and implement a child passenger safety program which will be designed to provide child restraint systems to families in need and educate the parents/guardians on the proper installation and utilization of these systems. Education will also be provided to non-English speaking population. Funding is provided for child safety seats, educational materials, and fitting station supplies. The goal for this project is to establish a non-use of child safety seats baseline for Desoto County and to increase that percentage by 25%.

Budget: \$23,330

Section 406 – K4OP

Project Number: K4OP-10-19-01

Project Title: Florida Pilot Campus Transportation Safety Campaign

Project Description: Florida A&M University will expand the “Safely Ride or Die” program to enhance safe driving behaviors among diverse college populations at two additional historically African American Colleges in Florida – Bethune-Cookman College and Ed Walters College. Funding is provided for t-shirts, drawstring bags, copying, postage, travel, and salary. The goal for this project is to increase safety belt use with minorities by 4.4%, which then give minority drivers a safety belt use rate of 80%.

Budget: \$40,000

Project Number: K4OP-10-19-02

Project Title: Florida Minority Task Force – Increase Safety Belt Usage Campaign

Project Description: A task force will be formed to develop materials and programs directed at encouraging the use of safety belts among diverse populations. The goal for this project is to increase safety belt use with minorities to 80%, a 4.4% increase from 2008.

Budget: \$120,000

Occupant Protection Program Area

Occupant Protection Budget Summary				
Project Number	Project Title/Agency	Budget	Match	Budget Source
OP-10-02-01	Florida Special Needs Occupant Protection Program/FDOH	\$106,308	\$12,629	402
OP-10-02-02	Florida's Occupant Protection Program/DHSMV	\$307,000	\$0	402
OP-10-02-03	Florida's Safety Belt Survey/Tallahassee Community College	\$272,593	\$0	402
OP-10-02-04	Child Passenger Safety Technician Training/South Broward Hosp. Dist.	\$13,600	\$0	402
OP-10-02-05	FSA's Safety Belt Education and Awareness Campaign/Fla. Sheriff's Assn.	\$125,000	\$0	402
OP-10-02-06	Florida Stay Alive For Education (S.A.F.E.) Program	\$57,250	\$0	402
OP-10-02-07	Citrus County Child Passenger Safety Program/Citrus Co. HD	\$29,916	\$0	402
OP-10-02-08	Reducing Injuries/Deaths in Rural North Florida/Safe Kids NC Florida	\$60,300	\$0	402
OP-10-02-09	Lake-Sumter EMS Child Passenger Safety Program/Lake-Sumter EMS	\$41,800	\$0	402
OP-10-02-10	Baker Child Safety Program/Baker County HD	\$36,300	\$0	402
OP-10-02-11	<i>Click It or Ticket</i> Rural Safety Belt Initiative Survey/Tallahassee CC	\$111,000	\$0	402
OP-10-02-12	Region IV Safety Belt Demonstration Project Challenge/Tallahassee CC	\$432,000	\$0	402
OP-10-02-13	Florida's High School Safety Belt Outreach Program/Univ. of N. Florida	\$10,000	\$0	402
OP-10-02-14	Child Safety Seats Saves Lives Program/Winter Haven Hospital	\$6,000	\$0	402
OP-10-02-15	Crestview Occupant Protection Program/Crestview PD	\$9,500	\$0	402
OP-10-02-16	St. Lucie Healthy Start Car Safety Seat Program/St. Lucie CHD	\$12,045	\$0	402
OP-10-02-17	Jackson County <i>Safety First</i> Program/Jackson CHD	\$21,000	\$0	402
OP-10-02-18	Think First Child Passenger Safety Program/Baptist Health Care Foundation	\$22,000	\$0	402
K2-10-17-01	BHCC's Child Passenger Safety Program/Borinquen Health Care Center	\$39,100	\$0	405
K2-10-17-02	Florida Suncoast Child Passenger Safety Program/All Children's Hospital	\$44,500	\$0	405
K2-10-17-03	Reaching Out to Buckle Up Rural St. Johns/St. Johns Tax Collector	\$54,781	\$10,000	405
K2-10-17-04	Bay County Child Passenger Safety Program/Bay County HD	\$20,097	\$0	405
K2-10-17-05	Titusville Fire and Emergency Services CPS Program/Titusville Fire	\$26,900	\$0	405
K2-10-17-06	Taylor County Child Passenger Safety Program/Taylor County HD	\$31,400	\$0	405
K2-10-17-07	CPS Issues for University of Florida - Brevard County Extension/Brevard Co.	\$21,000	\$0	405
K2-10-17-08	Meeting the CPS Needs of Hillsborough Co./St. Joseph's Children's Hosp.	\$31,540	\$0	405
K2-10-17-09	Gadsden County CPS Program/Gadsden County HD	\$19,900	\$0	405
K2-10-17-10	Desoto Child Passenger Safety Program/Desoto County HD	\$23,330	\$0	405
K4OP-10-22-01	Florida Pilot Campus Transportation Safety Campaign/FAMU	\$40,000	\$0	406
K4OP-10-22-02	Florida Minority Task Force – Increase Safety Belt Usage Campaign/TBD	\$120,000	\$0	406
	402 Total	\$1,673,612	\$12,629	
	405 Total	\$312,548	\$10,000	
	406 Total	\$160,000	\$0	
	Total All Funds	\$2,146,160	\$22,629	



**COMMUNITY
TRAFFIC
SAFETY**

Community Traffic Safety Program Area

- Goals:**
1. To decrease traffic fatalities 2.6% from the 2008 calendar base year total of 2,978 to 2,900 by December 31, 2010 by supporting the ongoing public information and education programs of Florida's Community Traffic Safety Teams.
 2. To decrease the number of drivers under age 21 involved in fatal crashes 3.9% from the 2008 calendar base year total of 489 to 470 by December 31, 2010 through education.
-

Project Number: CP-10-04-01

Project Title: Public Information and Education Program – District One

Project Description: FDOT District One will provide its local Community Traffic Safety Teams with educational materials and promotional items. It will work with the teams to replicate and implement the teen safe driving program *Don't Drive Stupid*. The goal of the project is to provide public awareness materials to each team in the district for distribution at community events.

Budget: \$50,000

Project Number: CP-10-04-02

Project Title: Public Information and Education Program – District Two

Project Description: FDOT District Two will provide its local Community Traffic Safety Teams with educational materials and promotional items. It will work with the teams to replicate and implement the teen safe driving program *Don't Drive Stupid*. The goal of the project is to provide public awareness materials to each team in the district for distribution at community events.

Budget: \$50,000

Project Number: CP-10-04-03

Project Title: Public Information and Education Program – District Three

Project Description: FDOT District Three will provide its local Community Traffic Safety Teams with educational materials and promotional items. It will work with the teams to replicate and implement the teen safe driving program *Don't Drive Stupid*. The goal of the project is to provide public awareness materials to each team in the district for distribution at community events.

Budget: \$50,000

Community Traffic Safety Program Area

Project Number: CP-10-04-04

Project Title: Public Information and Education Program – District Four

Project Description: FDOT District Four will provide its local Community Traffic Safety Teams with educational materials and promotional items. It will work with the teams to replicate and implement the teen safe driving program *Don't Drive Stupid*. The goal of the project is to provide public awareness materials to each team in the district for distribution at community events.

Budget: \$50,000

Project Number: CP-10-04-05

Project Title: Public Information and Education Program – District Five

Project Description: FDOT District Five will provide its local Community Traffic Safety Teams with educational materials and promotional items. It will work with the teams to replicate and implement the teen safe driving program *Don't Drive Stupid*. The goal of the project is to provide public awareness materials to each team in the district for distribution at community events.

Budget: \$50,000

Project Number: CP-10-04-06

Project Title: Public Information and Education Program – District Six

Project Description: FDOT District Six will provide its local Community Traffic Safety Teams with educational materials and promotional items. It will work with the teams to replicate and implement the teen safe driving program *Don't Drive Stupid*. The goal of the project is to provide public awareness materials to each team in the district for distribution at community events.

Budget: \$50,000

Community Traffic Safety Program Area

Project Number: CP-10-04-07

Project Title: Public Information and Education Program – District Seven

Project Description: FDOT District Seven will provide its local Community Traffic Safety Teams with educational materials and promotional items. It will work with the teams to replicate and implement the teen safe driving program *Don't Drive Stupid*. The goal of the project is to provide public awareness materials to each team in the district for distribution at community events.

Budget: \$50,000

Project Number: CP-10-04-08

Project Title: Community Traffic Safety Program Support

Project Description: The University of North Florida's Institute of Police Technology and Management will receive funding to purchase public information and education materials in support of Roadway Safety, Motorcycle Safety, and Community Traffic Safety programs, including "Battle of the Belts" and "Share the Road." This project will include updating Florida's Law Enforcement Guide *in accordance with the recommendations set forth by the Motorcycle Assessment Team in February 2008 to use FDOT law enforcement liaison services and FHP public affairs officers to encourage law enforcement to use the "Detection of DWI Motorcyclists" cues to identify, stop, and prosecute impaired motorcycle riders.* A consultant will be hired to act as a 402 program assistant to implement projects included in the *FY 2010 Highway Safety Performance Plan*, including coordination of safety coalitions and web maintenance. The goal of the project is to provide support to 402 staff and materials to local law enforcement agencies, safety organizations, and community traffic safety teams to utilize in their locally developed traffic safety campaigns.

Budget: \$175,000

Project Number: CP-10-04-09

Project Title: Highway Safety Travel and Training Support

Project Description: The Institute of Police Technology and Management will reimburse travel expenses for selected highway safety professionals to attend approved professional development programs and similar meetings. Prior approval from the State Safety Office is required for all travel. The goal of the project is to provide training opportunities to traffic safety professionals.

Budget: \$75,000

Community Traffic Safety Program Area

Project Number: CP-10-04-10

Project Title: Teen Traffic Safety Outreach in Liberty County

Project Description: The Liberty County Emergency Operations Center will continue its teen traffic safety program in an effort to reduce crashes, fatalities and injuries involving teen drivers. The outreach will include motivational speaker(s) with a variety of traffic safety messages along with educational materials to support the event. Florida drivers from 15-19 years of age have the highest rate per 10,000 drivers of crash involvement (485.03) and the highest rate in fatal crashes (5.14). The goal of this program is to reduce the number of drivers age 20 or younger involved in crashes in Liberty County by 10% from the 2008 total.

Budget: \$17,000

Project Number: CP-10-04-11

Project Title: Statewide Teen Drive With CARE Program

Project Description: The Florida Department of Highway Safety and Motor Vehicles will take the previously funded Miami-Dade County *Drive With CARE Program* from a local program to a statewide program during this fiscal year. This multicultural, interactive teen outreach program is designed to explain driving laws and restrictions and addresses the importance of developing good driving skills and behaviors. Nationwide, automobile crashes kill more teens than all other causes combined. The goal is to expand the *Drive With Care Program* statewide.

Budget: \$147,559

Project Number: CP-10-04-12

Project Title: Teen Traffic Safety Outreach in Pinellas County

Project Description: The Suncoast Safety Council will promote teen traffic safety in local high schools in an effort to reduce crashes, fatalities and injuries. The outreach will include motivational speaker(s) with a variety of traffic safety messages along with educational materials to support the event. Of the 23 Florida counties with populations over 200,000, Pinellas County currently ranks #8 on the *Highway Safety Matrix* for **Teen Drivers**. Florida drivers, ages 15-19, have the highest rate per 10,000 drivers of crash involvement (485.03) and the highest rate in fatal crashes (5.14). The goal of this program is to reduce the number of drivers age 20 or younger involved in crashes in Pinellas County by 10% from the 2008 total.

Budget: \$30,000

Community Traffic Safety Program Area

Project Number: CP-10-04-13

Project Title: Levy County ATV Safety PI&E Program

Project Description: Levy County Sheriff's Office will promote ATV safety through increased enforcement and public information and education outreach within the county. Of the 24 counties with a population of 50,000 or less, Levy County ranks #7 on the *Highway Safety Matrix* for **Total F&I**. The Sheriff's Office reports that illegal use of ATV's on public roads has significantly impacted traffic crashes in this county. This is a third year continuation program. The goal of the project is to reduce the number of crashes involving ATVs on public roads by 10% compared to 2008.

Budget: \$30,000

Project Number: CP-10-04-14

Project Title: Florida Sheriff's Association Teen Driver Challenge

Project Description: The Florida Sheriff's Association will continue the statewide *Teen Driver Challenge* program in an effort to provide teens with the knowledge and hands on experience in collision avoidance and safe driving techniques. The goal of the project is to expand the program to 10 additional counties by September 30, 2010 from the 26 counties currently participating.

Budget: \$200,000

Project Number: CP-10-04-15

Project Title: Gulf County Teen Driver Program

Project Description: The Gulf County Sheriff's Office will promote a teen traffic safety program in an effort to reduce crashes, fatalities and injuries involving teen drivers. Gulf County currently ranks #16 in teen crashes, fatalities, and injuries of Florida counties with populations of 50,000 or less. Florida drivers from 15-19 years of age have the highest rate per 10,000 drivers of crash involvement (485.03) and the highest rate in fatal crashes (5.14). The goal of this project is to reduce the number of drivers age 20 or younger involved in crashes in Gulf County by 10% from the 2008 total.

Budget: \$9,250

Community Traffic Safety Program Area

Project Number: CP-10-04-16

Project Title: Teen Traffic Safety Outreach in Putnam County

Project Description: Putnam County Emergency Services will continue to promote teen traffic safety in local high schools in an effort to reduce crashes, fatalities and injuries. The outreach will include motivational speaker(s) with a variety of traffic safety messages along with educational materials to support the event. Of the 20 Florida counties with populations of 50,001 to 200,000, Putnam County currently ranks #6 on the *Highway Safety Matrix* for **Teen Drivers**. Florida drivers, ages 15-19, have the highest rate per 10,000 drivers of crash involvement (485.03) and the highest rate in fatal crashes (5.14). The goal of this project is to reduce the number of drivers age 20 or younger involved in crashes in Putnam County by 10% from the 2008 total.

Budget: \$15,000

Project Number: CP-10-04-17

Project Title: Teen Traffic Safety Outreach in Bradford County

Project Description: The Bradford County Sheriff's Office will continue to promote teen traffic safety in local high schools in an effort to reduce crashes, fatalities and injuries. The outreach will include motivational speaker(s) with a variety of traffic safety messages along with educational materials to support the event. Of the 24 counties with a population of 50,000 or less, Bradford County currently ranks #3 on the *Highway Safety Matrix* for **Teen Drivers**. Florida drivers, ages 15-19, have the highest rate per 10,000 drivers of crash involvement (485.03) and the highest rate in fatal crashes (5.14). The goal of this project is to reduce the number of drivers age 20 or younger involved in crashes in Bradford County by 10% from the 2008 total.

Budget: \$10,000

Project Number: CP-10-04-18

Project Title: Teen Safety Initiative: Stop Destructive Decisions (Year 3)

Project Description: The Florida Highway Patrol will continue its teen safety initiative, including an interactive website and social marketing to address teen drivers statewide. The goal of the project is to integrate social marketing into the existing teen traffic safety outreach on the website.

Budget: \$75,000

Community Traffic Safety Program Area

Project Number: CP-10-04-19

Project Title: Statewide Hispanic/Latino Community Outreach

Project Description: The Florida Department of Highway Safety and Motor Vehicles will continue its efforts to identify strategies to reach the Hispanic/Latino population and to implement safety measures that will reflect in a positive change in their driving behaviors. The goal of the project is to develop a video for distribution to Hispanic media outlets that stresses occupant protection issues.

Budget: \$100,000

Project Number: CP-10-04-20

Project Title: Elder Road User Information System

Project Description: The University of Florida will capture available alternative transportation community resources in all 67 counties. The goal of this project is to develop and maintain a database that supports Florida senior safety resource centers, *safeandmobileseniors.org*, and the United We Guide program.

Budget: \$50,000

Project Number: CP-10-04-21

Project Title: Teen Traffic Safety Outreach in Leon County

Project Description: The Tallahassee Police Department will continue to host presentations in local high schools to promote teen traffic safety with an emphasis on impaired driving. Of the 23 Florida counties with populations over 200,000, Leon County currently ranks #3 on the *Highway Safety Matrix* for **Total F&I** and #1 for **Teen Drivers, Speed Related, and Aggressive Driving**. Florida drivers, ages 15-19, have the highest rate per 10,000 drivers of crash involvement (485.03) and the highest rate in fatal crashes (5.14). The goal of this project is to reduce the number of drivers age 20 or younger involved in crashes in Leon County by 10% from the 2008 total.

Budget: \$20,000

Community Traffic Safety Program Area

Community Traffic Safety Budget Summary				
Project Number	Project Title/Agency	Budget	Match	Budget Source
CP-10-04-01	Public Information and Education Program – District One/FDOT	\$50,000	\$0	402
CP-10-04-02	Public Information and Education Program – District Two/FDOT	\$50,000	\$0	402
CP-10-04-03	Public Information and Education Program – District Three/FDOT	\$50,000	\$0	402
CP-10-04-04	Public Information and Education Program – District Four/FDOT	\$50,000	\$0	402
CP-10-04-05	Public Information and Education Program – District Five/FDOT	\$50,000	\$0	402
CP-10-04-06	Public Information and Education Program – District Six/FDOT	\$50,000	\$0	402
CP-10-04-07	Public Information and Education Program – District Seven/FDOT	\$50,000	\$0	402
CP-10-04-08	Community Traffic Safety Program Support/Univ. of N. Florida - IPTM	\$175,000	\$0	402
CP-10-04-09	Highway Safety Travel and Training Support/Univ. of N. Florida - IPTM	\$75,000	\$0	402
CP-10-04-10	Teen Traffic Safety Outreach in Liberty County/Liberty County EOC	\$17,000	\$0	402
CP-10-04-11	Statewide Teen Drive With CARE Program/DHSMV	\$147,559	\$0	402
CP-10-04-12	Teen Traffic Safety Outreach in Pinellas County – Suncoast Safety Coun.	\$30,000	\$0	402
CP-10-04-13	Levy County ATV Safety PI&E Program/Levy County SO	\$30,000	\$0	402
CP-10-04-14	Florida Sheriff’s Association Teen Driver Challenge/Florida Sheriff’s Assn.	\$200,000	\$0	402
CP-10-04-15	Gulf County Teen Driver Program – Gulf County SO	\$9,250	\$0	402
CP-10-04-16	Teen Traffic Safety Outreach in Putnam County/Putnam Co. EMS	\$15,000	\$0	402
CP-10-04-17	Teen Traffic Safety Outreach in Bradford County/Bradford County SO	\$10,000	\$0	402
CP-10-04-18	Teen Safety Initiative: Stop Destructive Decisions (Yr 3)/Fla. Highway Patrol	\$75,000	\$0	402
CP-10-04-19	Statewide Hispanic/Latino Community Outreach/DHSMV	\$100,000	\$0	402
CP-10-04-20	Elder Road User Information System/University of Florida	\$50,000	\$0	402
CP-10-04-21	Teen Traffic Safety Outreach in Leon County/Tallahassee PD	\$20,000	\$0	402
402 Total		\$1,303,809	\$0	
Total All Funds		\$1,303,809	\$0	



ALCOHOL

Alcohol Program Area

- Goals:**
1. To decrease alcohol impaired driving fatalities 2.9% from the 2008 calendar base year total of 875 to 850 by December 31, 2010.
 2. To conduct at least 300 DUI checkpoints between October 1, 2009 and September 30, 2010.
 3. To provide specialized training to at least 1,440 law enforcement officers and prosecutors by September 30, 2010.
-

Section 402

Project Number: AL-10-05-01

Project Title: Florida Impaired Driving Coalition

Project Description: The Institute of Police Technology and Management at the University of North Florida will bring together technical groups and subject experts representing various disciplines to provide recommendations and give testimony on critical issues in the impaired driving enforcement community. The issues that will be addressed are legislation, judicial rulings, new technologies, and enforcement options. Funding will also be provided for consultants to participate in various committees and/or to provide expert testimony at trials. The goal of this program is to find answers to impaired driving issues.

Budget: \$213,303

Project Number: AL-10-05-02

Project Title: DUI Training Classes/Symposium

Project Description: The Institute of Police Technology and Management at the University of North Florida will provide specialized training for law enforcement officers, prosecutors, civilian employees of law enforcement agencies, state employees, and investigators with government agencies. Classes will include DUI Case Preparation, In-Car Video, SFST and SFST Instructor, Sobriety Checkpoint Operations, Detecting False Drivers Licenses, and Administrative Hearing Preparation, as well as the Florida Breath Test Conference. Tuition will be free for Florida law enforcement officers, prosecutors, civilian employees of law enforcement agencies, state employees, DUI professionals, and investigators with other Florida government agencies. The goal of this program is to provide training to 1,000 traffic safety professionals.

Budget: \$562,525

Alcohol Program Area

Project Number: AL-10-05-03

Project Title: Drug Evaluation and Classification Program

Project Description: The Institute of Police Technology and Management at the University of North Florida will continue to provide statewide coordination for the DEC Program. Drug Recognition Expert (DRE), Drugs that Impair Driving, Drug Impaired Training for Educational Professionals, and Medical Foundations of HGN classes will be taught. The Institute will oversee the certification and re-certification process for Florida DREs. The goal of this program is to increase the number of DRE's in Florida by 40 and to train an additional 20 DRE instructors.

Budget: \$372,360

Project Number: AL-10-05-04

DUI Enforcement Using Unmarked and Unconventional Vehicles

Project Description: The Collier County Sheriff's Office will receive funding for two unconventional law enforcement vehicles, and two digital in-car video systems will also be purchased. The agency will conduct DUI operations during the Labor Day Wave and other times throughout the year. The goal of this project is the reduction of alcohol related fatalities and injuries in Collier County by 2% compared to last year's statistics and to increase the location and apprehension of impaired drivers by 10% from 2009 by September 30, 2010.

Budget: \$93,656

Project Number: AL-10-05-05

Project Title: Legal Training for Hearing Officers

Project Description: The Department of Highway Safety and Motor Vehicles will provide training related to the administrative suspension of drivers licenses to hearing officers and support staff. Travel expenses for the hearing officers and support staff to attend the training will be reimbursed. The goal of this program is to train 350 hearing officers by September 30, 2010.

Budget: \$115,500

Alcohol Program Area

Project Number: AL-10-05-06

Project Title: Florida Student Traffic Safety Program

Project Description: The Tallahassee Community College will continue to provide coordination for the alcohol prevention activities of the BACCHUS, SADD Peer Education Network at the college level and Students Against Destructive Decisions at the high school level. Subgrant funds will support the salaries of the program coordinator, program assistant, and administrative assistant, the development of web-based and traditional educational programming, the purchase and distribution of promotional and awareness items, and training for student leaders. The goal of this project is to provide training to and education materials for 200 SADD and BACCHUS affiliates, resulting in a 5% decrease of alcohol related crashes for the targeted population where the programs are implemented.

Budget: \$326,895

Project Number: AL-10-05-07

Project Title: DUI Pursuit 2009

Project Description: The Sarasota County Sheriff's Office will receive funding for one unconventional law enforcement vehicle, one digital in-car video system, and one Intoxilyzer 8000. The agency will conduct DUI operations during the Labor Day Wave and other times throughout the year. The goal of this project is the reduction of alcohol related fatalities and injuries in Sarasota County by 5% compared to 2008 statistics and to increase the location and apprehension of impaired drivers by 15% from 2008 by September 30, 2010.

Budget: \$56,428

Project Number: AL-10-05-08

Project Title: Impaired Driver Eradication Program

Project Description: The Boca Raton Police Department will receive funding for one unconventional patrol vehicle and one digital in-car video system. The agency will conduct DUI operations during the Labor Day Wave and other times throughout the year. The goal of this project is the reduction of alcohol-related fatalities and injuries in the city of Boca Raton by 5% compared to 2008 statistics and to increase the location and apprehension of impaired drivers by 5% from 2008 by September 30, 2010.

Budget: \$53,700

Alcohol Program Area

Section 410

Project Number: K8-10-06-01

Project Title: Florida Sustained Enforcement Program

Project Description: Tallahassee Community College will coordinate the day-to-day activities of the Florida Sustained Enforcement Program. The program has three primary components: 1) enforcement; 2) public awareness; 3) evaluation. Funds will be used to purchase one vehicle, variable message boards, arrow boards, light towers, Intoxilyzer 8000s w/printers, and digital in-car video units. The goal of this program is to have law enforcement agencies from 30 counties conduct and report high visibility DUI enforcement operations.

Budget: \$ 1,264,269

Project Number: K8-10-06-02

Project Title: Statewide DUI Checkpoint/Wolfpack Program

Project Description: Funds will pay for overtime for Florida Highway Patrol to conduct checkpoints and saturation patrols across Florida. This goal of this program is to reduce traffic-related deaths, injuries, and property damage resulting from crashes involving impaired drivers statewide through the use of 108 Checkpoints and 216 Saturation Patrols.

Budget: \$500,000

Project Number: K8-10-06-03

Project Title: FDLE Toxicology Services

Project Description: The Florida Department of Law Enforcement will receive funds to enhance its testing capability on blood samples from both alcohol- and other drug-related misdemeanor and felony DUI cases at both the Tallahassee and Orlando Operation Centers. Funds will be used to purchase needed instruments and supplies and to provide overtime funding for toxicology positions. The goal of the project is to reduce the average time it takes to run blood tests for drugs from eight hours to four hours so that the results are more timely available to law enforcement and prosecutors.

Budget: \$646,168

Alcohol Program Area

Project Number: K8-10-06-04

Project Title: Sarasota County DUI Court Program

Project Description: In its second year of funding, the Twelfth Judicial Circuit of Florida/Sarasota County will continue a DUI Court with a DUI team consisting of a judge, a prosecutor, a defense attorney, a probation officer, law enforcement agencies, and alcohol and drug treatment professionals. The goals of this program are to graduate 70% of those who elect to participate in the program, reduce recidivism of the offenders by 40%, and within three years of inception, reduce alcohol-related fatalities by 5%.

Budget: \$163,095

Project Number: K8-10-06-05

Project Title: Manatee County DUI Court Program

Project Description: The Twelfth Judicial Circuit of Florida/Manatee County will continue a DUI Court with a DUI team consisting of a judge, a prosecutor, a defense attorney, a probation officer, law enforcement agencies, and alcohol and drug treatment professionals. The goals of this program are to graduate 75% of those who elect to participate in the program, reduce recidivism of the offenders by 40%, and within three years of inception, reduce alcohol-related fatalities by 5%.

Budget: \$224,984

Project Number: K8-10-06-06

Project Title: Traffic Safety Resource Prosecutor Program

Project Description: The Tallahassee Community College will provide training for prosecutors and law enforcement officers and provide technical support to prosecutors. Two traffic safety resource prosecutors and one administrative assistant will be required. The TSRP program will train beginning prosecutors in DUI case law and trial tactics, train more advanced DUI prosecutors and felony prosecutors in the legal, scientific, and tactical aspects of DUI prosecution. Speakers for the training sessions will primarily come from Florida organizations and will include assistant state attorneys, FDLE Alcohol Testing Program personnel, toxicologists, law enforcement officers, and crash reconstructionists. Resources will be used to fund salaries/benefits, travel, facility fees, printing, and other direct program costs. The goal is to train an additional 5% of the states prosecutors in the above areas and raise the statewide conviction rate by 3% as compared to 2008.

Budget: \$609,052

Alcohol Program Area

Project Number: K8-10-06-07

Project Title: Lee County Impaired Driving

Project Description: The Lee County Sheriff's Office will receive funding for checkpoint overtime salaries. An unconventional law enforcement vehicle and one digital in-care video system will also be purchased. The agency will conduct DUI operations during the Labor Day Wave. The goal of this project is the reduction of alcohol related fatalities and injuries in Lee County by 5% as well as increasing the public's awareness of zero tolerance for impaired driving by the use of DUI checkpoints.

Budget: \$74,960

Project Number: K8-10-06-08

Project Title: Marion County DUI Enforcement

Project Description: The Marion County Sheriff's Office will receive overtime funding to conduct at least one checkpoint each month. The agency participates in the Sustained Enforcement Initiative. The agency will conduct DUI operations during the Labor Day Wave. The goal of this project is to reduce alcohol related fatalities and injuries in Marion County by 5%.

Budget: \$25,920

Project Number: K8-10-06-09

Project Title: Palm Beach County DUI Initiative

Project Description: In the second year of funding, the Palm Beach County Sheriff's Office will continue to deploy two full-time deputies who will be assigned to the DUI Unit. Funds will be used for 75% of the two full-time officers' salaries. The agency will conduct DUI operations during the Labor Day Crackdown. The goal for this project is to decrease alcohol related crashes by 10% and to increase DUI arrests by 10% compared to FY 2009.

Budget: \$ 117,638

Alcohol Program Area

Project Number: K8-10-06-10

Project Title: Pasco County Sheriff's Office DUI Enforcement

Project Description: The Pasco County Sheriff's Office will receive funding for overtime compensation for the DUI enforcement position as well as other agency personnel. The agency will conduct saturation patrols and checkpoints monthly. The agency will conduct DUI operations during the Labor Day Wave. The goals of this project is to conduct 20 saturation patrols each quarter, increase the amount of DUI apprehensions by 10%, and reduce the number of alcohol related crashes by 5% as compared to the same time frame in 2008.

Budget: \$76,444

Project Number: K8-10-06-11

Project Title: North Miami Impaired Driving Enforcement Program

Project Description: The North Miami Police Department will receive funding for two unconventional patrol vehicles, equipment, and overtime to conduct checkpoints and saturation patrols. The agency will conduct DUI operations during the Labor Day Wave and other times throughout the year. The goals of this program are to conduct weekly DUI saturation patrols and to increase DUI apprehensions and .02 compliance citations by 20% through the use of a zero tolerance approach, and to reduce alcohol related crashes by 5% compared to last year.

Budget: \$149,270

Project Number: K8-10-06-12

Project Title: DUI Enforcement and Countermeasures (Leesburg Police Department)

Project Description: The Leesburg Police Department will receive funding for one unmarked patrol vehicle, and equipment, to conduct checkpoints and saturation patrols. Additionally, the agency will use funding to train 50% of its officers in SFST's and train five officers to become DUI instructors. The agency will conduct DUI operations during the Labor Day Wave.

Budget: \$55,885

Alcohol Program Area

Project Number: K8-10-06-13

Project Title: Delray Beach Police Department DUI Enforcement Program

Project Description: The Delray Beach Police Department will receive funding for one marked patrol vehicle and equipment. Additionally, the agency will use funding for 50% of a dedicated position for DUI enforcement and countermeasures, to train the DUI officer in SFST's and other techniques in the apprehension of the impaired driver. The agency will require all new officers to in training to observe the DUI officer for at a minimum of two shifts. The agency will conduct DUI operations during the Labor Day Wave and other times throughout the year. The goal of this project is educate all officers of the department on DUI enforcement and to reduce the number of alcohol related injury and fatality crashes by 5%.

Budget: \$87,058

Project Number: K8-10-06-14

Project Title: Ft. Myers DUI Checkpoint Program

Project Description: The Ft. Myers Police Department will receive funding for one unconventional patrol vehicle, one DUI Trailer and equipment, overtime to conduct checkpoints and saturation patrols. The agency will conduct DUI operations during the Labor Day Wave and other times throughout the year. The goal of this project is to increase DUI apprehensions by 10% and reduce alcohol related crashes by 3% over the same time frame in the previous year.

Budget: \$116,640

Project Number: K8-10-06-15

Project Title: DUI Suppression Program

Project Description: The Ocala Police Department will receive funding for overtime compensation for the agency personnel that participate in DUI checkpoints and saturation patrols. The agency will conduct saturation patrols and checkpoints during historically high DUI fatality periods. The goal of this program is to reduce alcohol related crashes by 10% and increase the number of DUI apprehensions by 20% compared to the previous year.

Budget: \$26,052

Alcohol Program Area

Project Number: K8-10-06-16

Project Title: Local DUI Enforcement

Project Description: A local law enforcement agency will purchase equipment to be used in its impaired driving efforts. The agency will be expected to conduct DUI operations during the Labor Day Wave.

Budget: \$45,000

Project Number: K8-10-06-17

Project Title: Parents: Engaged, Educated, and Empowered

Project Description: Funds will be awarded to The Florida Association of DUI Programs to develop and implement a public awareness education project and an education training project. The public awareness education project would target parents and their children in three specific age groups that encompass the high risk population and will be experiencing specific changes to their rights and privileges under the laws of Florida. The targeted age groups are those turning 15 years of age, 18 years of age, and 21 years of age. The goal of this project is to reduce the number of teen drivers involved in alcohol related crashes and increase parental knowledge of issues regarding alcohol and how it relates to highway safety.

Budget: \$160,301

Project Number: K8-10-06-18

Project Title: Putman DUI Enforcement Squad

Project Description: The Putnam County Sheriff's Office will receive funding for overtime compensation for the DUI enforcement position as well as other agency personnel. The agency will conduct saturation patrols and checkpoints monthly. The agency will conduct DUI operations during the Labor Day Wave. The goal of increasing DUI arrests by 20% over FY 2008 and 2009 will be accomplished by conducting DUI checkpoints, saturation patrols and operations targeting the sale of alcohol to persons under 21 years of age.

Budget: \$11,000

Alcohol Program Area

Project Number: K8-10-06-19

Project Title: North Miami Beach Police DUI Initiative

Project Description: The North Miami Beach Police Department will receive funding for overtime compensation for the agency personnel that participate in DUI checkpoints and saturation patrols. In the second year of funding, the agency will conduct saturation patrols and checkpoints during historically high DUI fatality periods. They will participate in the Labor Day Wave. The goal of this program is to reduce alcohol related crashes by 5% from 2008 and increase DUI arrests by 109% compared to the previous year

Budget: \$19,440

Project Number: K8-10-06-20

Project Title: New DUI Court Program

Project Description: A county will be selected to start up a new DUI Court. The goals of the project will be to graduate 75% of those who elect to participate in the program, reduce recidivism of the offenders by 40%, and within three years of inception, reduce alcohol-related fatalities in the county by 5%.

Budget: \$250,000

Project Number: K8-10-06-21

Project Title: DUI Court Program Start up Funding

Project Description: A county will be selected to start up a new DUI Court. The goals of the project will be to graduate 75% of those who elect to participate in the program, reduce recidivism of the offenders by 40%, and within three years of inception, reduce alcohol-related fatalities in the county by 5%.

Budget: \$250,000

Alcohol Program Area

Project Number: K8-10-06-22

Project Title: DUI Enforcement Program

Project Description: To be determined.

Budget: \$523,160

Alcohol Program Area

Alcohol Budget Summary				
Project Number	Project Title/Agency	Budget	Match	Budget Source
AL-10-05-01	Impaired Driving Coalition/University of North Florida – IPTM	\$213,303	\$0	402
AL-10-05-02	DUI Training Classes and Symposium/University of N. Florida – IPTM	\$562,525	\$0	402
AL-10-05-03	Drug Evaluation and Classification Program/University of N. Florida – IPTM	\$372,360	\$0	402
AL-10-05-04	DUI Enforcement Using Unmarked and Unconventional Vehicles/Collier Co. SO	\$93,656	\$0	402
AL-10-05-05	Legal Training for Hearing Officers/Dept. of Highway Safety and Motor Vehicles	\$115,500	\$0	402
AL-10-05-06	Florida Student Traffic Safety Program/Tallahassee Community College	\$326,895	\$0	402
AL-10-05-07	DUI Pursuit 2009/Sarasota County SO	\$56,428	\$0	402
AL-10-05-08	Impaired Driving Eradication Program/Boca Raton PD	\$53,700	\$0	402
K8-10-06-01	Florida Sustained Enforcement Program/Tallahassee Community College	\$1,264,269	\$0	410
K8-10-06-02	Statewide DUI Checkpoint and Wolfpack Program/DHSMV – FHP	\$500,000	\$0	410
K8-10-06-03	FDLE Toxicology Services/Florida Department of Law Enforcement	\$646,168	\$0	410
K8-10-06-04	Sarasota County DUI Court Program/12 th Judicial Circuit	\$163,095	\$54,364	410
K8-10-06-05	Manatee County DUI Court Program/12 th Judicial Circuit	\$224,984	\$0	410
K8-10-06-06	Traffic Safety Resource Prosecutor/Tallahassee Community College	\$609,052	\$0	410
K8-10-06-07	Impaired Driving/Lee County SO	\$74,960	\$0	410
K8-10-06-08	Marion County DUI Enforcement/Marion County SO	\$25,920	\$0	410
K8-10-06-09	Palm Beach County DUI Initiative/Palm Beach County SO	\$117,638	\$44,410	410
K8-10-06-10	Pasco County Sheriff's Office DUI Enforcement/Pasco County SO	\$76,444	\$0	410
K8-10-06-11	North Miami Impaired Driving Enforcement Program/North Miami PD	\$149,270	\$0	410
K8-10-06-12	DUI Enforcement & Countermeasures/Leesburg PD	\$55,885	\$0	410
K8-10-06-13	Delray Beach Police Department DUI Enforcement Program/Delray Beach PD	\$87,058	\$0	410
K8-10-06-14	Ft. Myers DUI Checkpoint Program/Ft. Myers PD	\$116,640	\$0	410
K8-10-06-15	DUI Suppression Program/Ocala PD	\$26,052	\$0	410
K8-10-06-16	Local DUI Enforcement/To be determined	\$45,000	\$0	410
K8-10-06-17	Parents: Engaged, Educated, and Empowered/Florida Assn. of DUI Programs	\$160,301	\$0	410
K8-10-06-18	Putman DUI Enforcement Squad/Putnam County SO	\$11,000	\$0	410
K8-10-06-19	North Miami Beach Police DUI initiative/North Miami Beach PD	\$19,440	\$0	410
K8-10-06-20	New DUI Court Program	\$250,000	\$0	410
K8-10-06-21	DUI Court Program Start up Funding	\$250,000	\$0	410
K8-10-06-22	DUI Enforcement Program/To be determined	\$523,160	\$0	410
	402 Total	\$1,794,367	\$0	
	410 Total	\$5,396,336	\$98,774	
	Total All Funds	\$7,190,703	\$98,774	

An orange-colored map of the state of Florida is centered on the page. The text of the title is overlaid on the map.

**PEDESTRIAN
AND
BICYCLE
SAFETY**

Pedestrian/Bicycle Safety Program Area

- Goals:**
1. To reduce bicyclist fatalities 4.0% from the 2008 calendar base year total of 125 to 120 by December 31, 2010.
 2. To reduce pedestrian fatalities 2.0% from the 2008 calendar base year total of 490 to 480 by December 31, 2010.
-

Project Number: PS-10-08-01

Project Title: Florida Bicycle Helmet Promotion Program

Project Description: The Florida Department of Health will continue to coordinate the statewide bicycle education and helmet distribution program, working with Safe Kids coalitions and chapters, county health departments, schools, and other safety organizations. Funding includes the purchase of bicycle helmets and travel. The goal for this project is to decrease bicycle-related fatalities by 5% compared to 2008.

Budget: \$133,309

Project Number: PS-10-08-02

Project Title: Florida Pedestrian/Bicycle Resource Center

Project Description: The Florida Pedestrian/Bicycle Resource Center will expand the existing web-based resource center to include bicycle safety brochures, videos, a lending library, quarterly newsletters, and other public awareness materials. Funding includes salaries, contractual services, freight/postage, printing, promotional items, office supplies, and travel. The goal this project is to distribute pedestrian and bicycle safety information to people around the state.

Budget: \$224,243

Project Number: PS-10-08-03

Project Title: Pedestrian/Bicycle Staff Support

Project Description: The University of North Florida will provide a consultant to the FDOT Safety Office to assist in carrying out pedestrian/bicycle safety activities. Funding includes salary and travel. The goal for this project is to increase the number of responses made to request for information pertaining to pedestrian/bicycle issues by 5% compared to 2008.

Budget: \$67,194

Pedestrian/Bicycle Safety Program Area

Project Number: PS-10-08-04

Project Title: Bicycle Helmets to Prevent Acquired Epilepsy

Project Description: The Epilepsy Foundation of Florida, which houses the statewide Epilepsy Education and Prevention Coordinator, will coordinate “Train the Trainer” sessions on fitting helmets and a distribution program through its 126 bicycle safety partners around the state. Funding includes salary, bicycle helmets, and travel. The goal for this project is to decrease bicycle-related fatalities by 5% compared to 2008.

Budget: \$250,000

Project Number: PS-10-08-05

Project Title: Safe Crossings for the Elderly

Project Description: The University of Miami Miller School of Medicine (a third year subgrantee) will expand the existing Safe Crossings program to increase awareness of safe elderly pedestrian behaviors in Miami-Dade county and promote community involvement. Funding includes salaries, contractual services, postage, printing, promotional items, office supplies, projector, and travel. The goal for this project is to decrease pedestrian-related fatalities by 5% compared to 2008.

Budget: \$61,236

Project Number: PS-10-08-06

Project Title: Let’s Walk & Roll!!

Project Description: The Orlando Police Department will develop and implement a program that will promote healthier lifestyles by encouraging elementary age children to walk or bike to school, instead of relying on motor vehicle transportation. Funding includes lapel pins, yard signs, banners, printing, bike lights, bicycle helmets, bicycle locks, and retractable badge holder. The goal for this project is to decrease pedestrian-related fatalities by 5% compared to 2008.

Budget: \$18,600

Pedestrian/Bicycle Safety Program Area

Project Number: PS-10-08-07

Project Title: WalkSafe Tool-Kit

Project Description: The University of Miami Miller School of Medicine will develop a standard multilingual tool kit that aides in sustaining the efforts to decrease the number of children hit by cars in Miami-Dade County. Funding includes salaries, office supplies, and web-maintenance. The goal for this project is to decrease pedestrian-related fatalities by 5% compared to 2008.

Budget: \$35,512

Project Number: PS-10-08-08

Project Title: Hillsborough County Pedestrian and Bicycle Safety Program

Project Description: The Hillsborough County Sheriff's Office will develop and implement a program using overtime funding to help by strengthening resources. The HCSO will expand their Senior Safety Program and continue to support their Bicycle and Pedestrian Safety Program within area schools. Funding includes overtime pay for deputies, reflective vests, promotional and educational materials, and training/travel. The goal for this project is to increase the number of citations written for pedestrian/bicycle infractions by 5% compared 2008.

Budget: \$128,954

Project Number: PS-10-08-09

Project Title: Collier County Pedestrian and Bicycle Safety Program

Project Description: The Collier County Sheriff's Office will develop and implement a program that will enhance enforcement efforts, public awareness programs, and educational efforts focused on reducing pedestrian/bicycle crashes. Funding includes bicycle lights, batteries for the bicycle lights, bicycle helmets, reflective vests, and signage. The goals for this project are to increase the number of bicycle/pedestrian contacts by 5%, and to decrease the number of fatalities and injuries to pedestrian/bicyclist by 2% compared to 2008.

Budget: \$31,750

Pedestrian/Bicycle Safety Program Area

Project Number: PS-10-08-10

Project Title: Coral Gables Adult Pedestrian Education Program

Project Description: The Coral Gables Police Department will develop and implement a program to reduce the number of pedestrian fatalities near a middle school, high school, the University of Miami, and the downtown business district. Funding includes overtime pay for officers, educational materials, and one electronic message board. The goal for this project is to decrease pedestrian-related fatalities by 25% compared to 2008.

Budget: \$66,200

Project Number: PS-10-08-11

Project Title: Bicycle Safety Project – Free Bike Light Program

Project Description: The City of Naples will partner with the Naples Police Department’s Bicycle Division to develop and implement the “Free Bike Light Program.” Free bike lights will be given to bicyclist found riding after dark without proper front and back lighting. Funding includes bicycle lights, and educational materials. The goal for this project is to decrease bicycle-related fatalities by 15% compared to 2008.

Budget: \$14,350

Pedestrian/Bicycle Safety Budget Summary				
Project Number	Project Title/Agency	Budget	Match	Budget Source
PS-10-08-01	Florida Bicycle Helmet Promotion Program/Department of Health	\$133,309	\$17,337	402
PS-10-08-02	Florida Pedestrian/Bicycle Resource Center/University of Florida	\$224,243	\$0	402
PS-10-08-03	Pedestrian/Bicycle Staff Support/University of North Florida – IPTM	\$67,194	\$0	402
PS-10-08-04	Bicycle Helmets to Prevent Acquired Epilepsy/Epilepsy Foundation of Florida	\$250,000	\$0	402
PS-10-08-05	Safe Crossing for the Elderly/UM Miller School of Medicine	\$61,236	\$0	402
PS-10-08-06	Let’s Walk & Roll!!!/Orlando PD	\$18,600	\$0	402
PS-10-08-07	WalkSafe Tool-Kit/Univ. of Miami Miller School of Medicine	\$35,512	\$0	402
PS-10-08-08	Hillsborough County Pedestrian and Bicycle Safety Program/Hillsborough Co. SO	\$128,954	\$0	402
PS-10-08-09	Collier County Pedestrian and Bicycle Safety Program/Collier Co. SO	\$31,750	\$0	402
PS-10-08-10	Coral Gables Adult Pedestrian Education Program/Coral Gables PD	\$66,200	\$0	402
PS-10-08-11	Bicycle Safety Project – Free Bike Light Program/City of Naples	\$14,350	\$0	402
	402 Total	\$1,031,348	\$17,337	
	Total All Funds	\$1,031,348	\$17,337	



**TRAFFIC
RECORDS**

Traffic Records Program Area

- Goals:**
1. To increase the number of law enforcement agencies submitting crash reports electronically from four on July 1, 2009 to 30 by September 30, 2010.
 2. To increase the percentage of crash reports entered into the Crash Master database within 10 days of the crash from 23.1% on June 15, 2009 to 30% on June 15, 2010.
 3. To increase the percentage of EMS providers who are entering run reports into the EMSTARS system from 27.7% on June 15, 2009 to 50% by June 15, 2010.
-

Section 402

Project Number: TR-10-09-01

Project Title: TraCS Support, Enhancement, and Training

Project Description: The FAMU-FSU College of Engineering will market the TraCS National Model software in Florida and provide training and support to law enforcement agencies using TraCS. Programmers will update the Florida crash form to incorporate the changes being implemented in January, 2010, by the Department of Highway Safety and Motor Vehicles (DHSMV). These changes will make the form more MMUCC-compliant. The TraCS staff will also work with local agencies to implement electronic transmission of their crash forms to DHSMV. A maximum of six full time positions and one part time position will be funded. The goal of the program is to have at least 15 TraCS agencies submitting crash reports electronically by September 30, 2010.

Budget: \$528,418

Project Number: TR-10-09-02

Project Title: Traffic Records Coordinating Committee Support

Project Description: The Institute of Police Technology and Management (IPTM) will contract for a part time technical advisor to provide support to the TRCC Executive Board and its committees. The technical advisor will also update Florida's information on the Traffic Records Improvement Program Reporting System website and run data queries for planners in the Traffic Safety Section. IPTM will also contract to have the survey required for the FY 2010 Annual Report performed. The goals of the project are to complete the FY 2010 Section 408 application and the HSPP survey.

Budget: \$120,393

Traffic Records Program Area

Project Number: TR-10-09-03

Project Title: At-Risk Driver Reporting by Law Enforcement

Project Description: The Department of Highway Safety and Motor Vehicles will hire a programmer to add a function in the Driver Information and Motor Vehicle Database (DAVID) system to allow law enforcement officers to complete the medical reporting form for at-risk drivers on-line. The new function would allow officers to request a re-test and would require them to indicate a specific reason for the re-test, which will assist the Department in correctly testing the driver to address the specific concern. The goal of the project is to increase the number of medical referrals from law enforcement officers by 20% from the 1,992 in 2008 to 2,391 in 2010.

Budget: \$52,500

Project Number: TR-10-09-04

Project Title: Traffic Crash Reporting Form Workshop

Project Description: The tuition for up to 250 law enforcement officers, non-sworn crash investigators, local traffic records personnel, and agency/academy trainers will be reimbursed so that they can attend an eight-hour workshop on how to accurately complete the new Florida traffic crash report form. The new report form, which includes additional MMUCC elements, is scheduled to be implemented on January 1, 2010. The workshop will cover the changes to the report form and common errors that are made on crash reports. The goal of the project is to train 250 people.

Budget: \$50,850

Project Number: TR-10-09-05

Project Title: Mobile Ticket Writer Hardware and Crash Data Retrieval Software

Project Description: The Lakeland Police Department will purchase seven mobile computers, magstripe readers, and printers so that its motorcycle unit can implement TraCS for citation writing. The agency will also purchase a crash data retrieval kit and cables to allow it to download data from the "Black Boxes" installed in American-made vehicles. The goal of the project is to increase the number of traffic citations issued by the motor unit by 5% from the 8,200 citations issued in 2008 to 8,610 in FY 2010.

Budget: \$35,985

Traffic Records Program Area

Project Number: TR-10-09-06

Project Title: Pasco County Sheriff's Office TraCS Program

Project Description: The Pasco County Sheriff's Office will purchase 280 scanners for patrol vehicles to automate the agency's citation writing capability using TraCS. A server will also be purchased for storing the citation data at the Sheriff's Office. The goal of the project is to cut the time it takes to write a traffic citation by about 50% and to increase the accuracy of the data contained on citations.

Budget: \$117,228

Project Number: TR-10-09-07

Project Title: Escambia County Crash Data GIS Mapping

Project Description: The Escambia County Engineering Department will contract with an employment agency to provide a data entry person to input crash information. The data will be used to determine where on-site investigations should be performed to look for hazards. The goal of the project is to enter 7,200 crash reports into the County's database so that the causes of the crashes can be analyzed and hazards can be eliminated.

Budget: \$30,700

Project Number: TR-10-09-08

Project Title: TraCS Automated Citation and Motor Vehicle Crash Reporting

Project Description: The Tavares Police Department will purchase printers, GPS receivers, magnetic stripe readers and other equipment to implement TraCS in its 13 patrol vehicles for crash reporting and citation writing. A server will also be purchased to store data. The goal of the project is to increase traffic citations by 10% from the 1,901 issued in 2008.

Budget: \$12,315

Traffic Records Program Area

Project Number: TR-10-09-09

Project Title: Implementation of TraCS Software

Project Description: The Miami-Dade Schools Police Department will purchase 20 laptops, magnetic stripe readers, thermal printers and accessories to implement TraCS crash report and citation software in some of its patrol vehicles. The goal of the project is to increase traffic citations by 10% from the 5,405 issued during the 2007-08 school year.

Budget: \$61,040

Project Number: TR-10-09-10

Project Title: Crash Report Backend Server

Project Description: The Pinecrest Police Department will purchase a server and database software for storing crash report data. The agency will install TraCS software in all of its patrol vehicles. The goal of the project is to reduce the time it takes to complete a crash report and to have it reviewed by a supervisor and entered into the Department's database by 20% from two hours to 96 minutes.

Budget: \$11,000

Project Number: TR-10-09-11

Project Title: Records Management and Enforcement Efficiency

Project Description: The University of South Florida Police Department will purchase a records management system software upgrade and a computer aided dispatch software upgrade to make its system compatible with the TraCS data bridge that has been developed. The Department will also purchase memory upgrades for existing laptops so that TraCS can run more efficiently on them. Printer mounts will also be purchased for printers that were purchased under a previous subgrant. The goal of the project is to increase the number of traffic citations issued by 30% from the 1,885 issued in 2007.

Budget: \$13,851

Traffic Records Program Area

Project Number: TR-10-09-12

Project Title: Highway Safety Matrix Revision

Project Description: The Tallahassee Community College will hire a part time OPS employee to update the Highway Safety Matrix when the 2009 crash data is finalized by the Department of Highway Safety and Motor Vehicles. The goal of the project is to update the Highway Safety Matrix by September 30, 2010.

Budget: \$5,146

Section 408

Project Number: K9-10-18-01

Project Title: Field Data Collection for NEMSIS Compliance

Project Description: The Department of Health will use consultants to continue enhancing the EMSTARS system so that all Florida EMS providers will voluntarily agree to submit run data to the state. The Department will continue to upload data to NEMSIS. Funds will be provided to local EMS agencies to purchase the hardware and software that they need to begin reporting EMS run data. The goal of the project is to increase the percentage of EMS providers who are entering run reports into the EMSTARS system to 50% by June 15, 2010.

Budget: \$671,805

Project Number: K9-10-18-02

Project Title: Florida Web-Based Crash Data Collection, Reporting, and Analysis

Project Description: The University of Florida will continue developing a web-based integrated crash data system that will provide web-based analytical, mapping, and statistical reporting tools to all the interested end-users. It will also provide a web-based electronic crash data collection system for law enforcement agencies that currently don't use electronic data collection. The goal is to have officers from at least five agencies submit crash reports through the website by September 30, 2010.

Budget: \$169,950

Traffic Records Program Area

Project Number: K9-10-18-03

Project Title: Traffic Records Information Repository and Analysis System

Project Description: The University of Florida will continue enhancing a method for extracting data from various warehouses to answer specific questions related to traffic crashes. Instead of creating physical storage for this data, multiple databases will be accessed in a secure fashion to respond to the query and then the information will be deleted from the virtual crash-data repository. The goal is to add at least three new data sources (including EMS units, law enforcement agencies, and hospitals) to the TRIP virtual warehouse by September 30, 2010.

Budget: \$149,899

Project Number: K9-10-18-04

Project Title: Off State Road Crash Location and Roadway Characteristic Information

Project Description: Consultant services will be used to refine applications for use in geo-location of crashes on local roads, for projecting local roadway characteristic data where not otherwise available, and for developing reporting tools. Some applications need to be modified as the Department migrates from the TeleAtlas dataset to the Florida Unified Roadway Base Map. The goal of the project is to identify 5% of the most hazardous public roads regardless of the jurisdiction owning the facility by September 30, 2010.

Budget: \$500,000

Project Number: K9-10-18-05

Project Title: Florida's Unified Roadway Base Map Initiative

Project Description: The FDOT will purchase statewide license for the Unified Roadway Base Map so that all agencies that are a part of the Highway Safety Information System can use the same base map data for reporting locations. This will increase the accuracy of crash and EMS run data and make it easier to integrate data from the different systems for the purpose of analysis. The goal of the project is to expand the number of agencies using the base map to 60 by September 30, 2010.

Budget: \$574,032

Traffic Records Program Area

Project Number: K9-10-18-06

Project Title: Supporting Electronic Crash Reporting by Local Agencies

Project Description: The Department of Highway Safety and Motor Vehicles will use OPS staff to continue working with software vendors and local law enforcement agencies to develop methods for electronically submitting crash reports. Staff will also work to implement the changes to the Florida crash form that have been recommended by the Crash Form Revision Committee to make it more MMUCC compliant. The goal of the project is to increase the number of law enforcement agencies submitting crash reports electronically to at least 30 by September 30, 2010.

Budget: \$100,000

Project Number: K9-10-18-07

Project Title: E-Citation Preparation Standards

Project Description: The Department of Highway Safety and Motor Vehicles will hire OPS staff to assist a work group that will be tasked to increase the use of electronic citations in the state. Consultants will be hired to create e-citation data standards and to develop business rules for e-citation inventory needs. The goal of the project is to increase the percentage of agencies completing citations electronically from 42% to 47% by September 30, 2010

Budget: \$219,471

Traffic Records Program Area

Traffic Records Budget Summary				
Project Number	Project Title/Agency	Budget	Match	Budget Source
TR-10-09-01	TraCS Support, Enhancement, and Training/Florida State University	\$528,418	\$0	402
TR-10-09-02	Traffic Records Coordinating Committee Support/University of N. Florida - IPTM	\$120,393	\$0	402
TR-10-09-03	At-Risk Driver Reporting by Law Enforcement/DHSMV	\$52,500	\$0	402
TR-10-09-04	Traffic Crash Reporting Form Workshop/University of North Florida - IPTM	\$50,850	\$0	402
TR-10-09-05	Mobile Ticket Writer Hardware and Crash Data Retrieval Software/Lakeland PD	\$35,985	\$0	402
TR-10-09-06	Pasco County Sheriff's Office TraCS Program/Pasco County SO	\$117,228	\$0	402
TR-10-09-07	Escambia County Crash Data GIS Mapping/Escambia County	\$30,700	\$0	402
TR-10-09-08	TraCS Automated Citation and Motor Vehicle Crash Reporting/Tavares PD	\$12,315	\$0	402
TR-10-09-09	Implementation of TraCS Software/Miami-Dade Schools PD	\$61,040	\$0	402
TR-10-09-10	Crash Report Backend Server/Pinecrest PD	\$11,000	\$0	402
TR-10-09-11	Records Management and Enforcement Efficiency/Univ. of South Florida PD	\$13,851	\$0	402
TR-10-09-12	Highway Safety Matrix Revision/Tallahassee Community College	\$5,146	\$0	402
K9-10-18-01	Field Data Collection for NEMSIS Compliance/Florida Dept. of Health	\$671,805	\$0	408
K9-10-18-02	Florida Web-Based Crash Data Collection, Reporting, and Analysis/Univ. of Fla.	\$169,950	\$0	408
K9-10-18-03	Traffic Records Information Repository and Analysis System/Univ. of Florida	\$149,899	\$0	408
K9-10-18-04	Off State Road Crash Location and Roadway Characteristic Information/FDOT	\$500,000	\$0	408
K9-10-18-05	Florida's Unified Roadway Base Map Initiative/Department of Transportation	\$574,032	\$0	408
K9-10-18-06	Supporting Electronic Crash Reporting by Local Agencies/DHSMV	\$100,000	\$0	408
K9-10-18-07	E-Citation Preparation Standards/Highway Safety and Motor Vehicles	\$219,471	\$0	408
	402 Total	\$1,039,426	\$0	
	408 Total	\$2,385,157	\$0	
	Total All Funds	\$3,424,583	\$0	



MOTORCYCLE SAFETY

Motorcycle Safety Program Area

- Goals:**
1. To decrease motorcyclist fatalities 10.1% from the 2008 calendar base year total of 556 to 500 by December 31, 2010 by improving motorcycle safety public awareness and training programs with emphasis placed on implementing the recommendations set forth in the new *Motorcycle Safety Strategic Plan* and the 2008 Motorcycle Assessment.
 2. To have at least 62 people complete rider coach/rider coach trainer classes by September 30, 2010.
-

Section 402

Project Number: MC-10-10-01

Project Title: Motorcycle Program Evaluation and Data Collection

Project Description: The University of North Florida will continue to conduct behavioral and statistical studies of motorcyclists in accordance with the recommendations set forth by the Motorcycle Assessment Team in February 2008 to *“develop objective evaluation tools and use them to determine the effect of funded grant projects on reducing motorcycle crashes, injuries, and fatalities”* and *“conduct the rider phone survey at least annually and adapt it to trends and recent FDOT, DHSMV, and FHP activities.”* The goal of the project is to use the evaluation tools to determine the effectiveness of various motorcycle programs in Florida.

Budget: \$150,000

Project Number: MC-10-10-02

Project Title: Comprehensive Motorcycle Safety Program

Project Description: The University of North Florida (UNF) will continue its coordination and implementation of Florida’s *Motorcycle Safety Strategic Plan* utilizing the business plan to *“identify critical issues, establish achievable performance indicators and evaluate the effectiveness of all motorcycle safety programs comprehensively.”* Staff will be responsible for developing and reproducing materials *“to support Florida’s Motorcycle Safety Public Information and Education Campaign as directed in the motorcycle safety program assessment report from February 2008.”* The goal of the project is to reduce the number of motorcycle rider and passenger fatalities to 500 in 2010.

Budget: \$575,000

Motorcycle Safety Program Area

Project Number: MC-10-10-03

Project Title: Observational Survey of Motorcyclists

Project Description: The University of South Florida will capture demographic characteristics, riding history, training, helmet use, and crash experiences by conducting an observational survey, in conjunction with an in depth study of all available Florida specific motorcycle data. In 2007, motorcyclists accounted for 5.9% of Florida's motoring public, yet 17.1% of traffic fatalities on Florida's roadways were motorcyclists and their passengers. Per DOT HS 810 855 (Oct 2007), 45% of fatally injured motorcyclists did not wear helmets. The study also states that helmet use rates are lower in States that do not require all riders to use helmets. Florida law does not require the use of helmets. This project will support Florida's Motorcycle Safety Coalition in its efforts to *"determine the effects of the new mandatory training law and motorcycle registration requirement, determine the effects on the unlicensed rider population, crash rates for riders licensed before and after the law change; citation types and frequency; helmet use, etc. in accordance with the recommendations set forth by the Motorcycle Assessment Team in February 2008."* The goal of the project is to gather observational data to support the comprehensive motorcycle safety plan.

Budget: \$100,000

Project Number: MC-10-10-04

Project Title: Putnam County Motorcycle Safety Project

Project Description: The Putnam County Sheriff's Office will continue to combine motorcycle safety and awareness with increased enforcement in an effort to reduce motorcycle crashes and fatalities in Putnam County. The goal of the project is to reduce motorcycle crashes in Putnam County by 10% in 2010 compared to 2008.

Budget: \$2,500

Motorcycle Safety Program Area

Project Number: MC-10-10-05

Project Title: Suncoast Safety Council Motorcycle Safety Program

Project Description: The Suncoast Safety Council will educate motorcyclists on the importance of personal protective equipment, rider conspicuity, and safe riding techniques in an effort to modify the culture and perceptions of motorcyclists in Pinellas and Hillsborough Counties. Of the 23 Florida counties with populations greater than 200,000, Pinellas County ranks #5 and Hillsborough County ranks #3 on the *Highway Safety Matrix* for **Motorcycle F&I**. The goal of the project is to reduce motorcycle fatalities in Pinellas and Hillsborough counties by 7% in 2010 compared to 2008.

Budget: \$31,024

Project Number: MC-10-10-06

Project Title: Promoting Motorcycle Safety Issues to Engineers

Project Description: The University of Florida – T² Center will update its roadway engineering curriculum to address motorcycle safety issues. Video segments will be developed to illustrate best practices. Motorcycle safety information will be distributed quarterly through the T² Center newsletter. Train the trainer webinars will be conducted to enhance current training. The goal of the project is to inform roadway engineers of safe practices and design standards specific to motorcyclists.

Budget: \$200,000

Motorcycle Safety Program Area

Section 2010

Project Number: K6-10-11-01

Project Title: Motorcycle Rider Training and Safety Campaign

Project Description: The Florida Department of Highway Safety and Motor Vehicles will continue to receive funding for the Florida Rider Training Program. This project will strengthen the impact to the traffic safety system for the third party motorcycle training and testing process for motorcycle endorsement to the Florida driver license *“in accordance with the recommendations set forth by the Motorcycle Assessment Team in February 2008 to implement a more effective quality assurance program to ensure all rider training students are tested properly and to uncover instances of fraudulent testing activities.”* The goal of the project is to have at least 62 people complete rider coach and rider coach trainer classes by September 30, 2010.

Budget: \$150,197

Project Number: K6-10-11-02

Project Title: *Look Twice...Save a Life* Campaign

Project Description: The University of North Florida will conduct a public education and information campaign utilizing the share the road message *Look Twice...Save a Life*. This campaign will utilize bus wraps in areas highly impacted by crashes involving a motorcycle and another vehicle *“in accordance with the recommendations set forth by the Motorcycle Assessment Team in February 2008 to aggressively market the „Look Twice, Save a Life’ project conducted by Volusia County.”* The goal of the project is to reduce motorcycle fatalities in the county during major bike events by 10% in 2010 compared to 2008.

Budget: \$150,000

Motorcycle Safety Program Area

Motorcycle Safety Budget Summary				
Project Number	Project Title/Agency	Budget	Match	Budget Source
MC-10-10-01	Motorcycle Program Evaluation and Data Collection/Univ. of N. Fla. - IPTM	\$150,000	\$0	402
MC-10-10-02	Comprehensive Motorcycle Safety Program/University of N. Florida - IPTM	\$575,000	\$0	402
MC-10-10-03	Observational Survey of Motorcyclists/University of South Florida	\$100,000	\$0	402
MC-10-10-04	Putnam County Motorcycle Safety Project/Putnam County SO	\$2,500	\$0	402
MC-10-10-05	Suncoast Safety Council Motorcycle Safety Program/Suncoast Safety Coun.	\$31,024	\$0	402
MC-10-10-06	Promoting Motorcycle Safety Issues to Engineers/University of Florida – T ²	\$200,000	\$0	402
K6-10-11-01	Motorcycle Rider Training and Safety Campaign/DHSMV	\$150,197	\$0	2010
K6-10-11-02	Look Twice...Save a Life Campaign/University of North Florida - IPTM	\$150,000	\$0	2010
	402 Total	\$1,058,524	\$0	
	2010 Total	\$300,197	\$0	
	Total All Funds	\$1,358,721	\$0	

Motorcycle Safety Program Area



**POLICE
TRAFFIC
SERVICES**

Police Traffic Services Program Area

- Goals:**
1. To decrease traffic fatalities 2.6% from the 2008 calendar base year total of 2,978 to 2,900 by December 31, 2010.
 2. To decrease speeding-related fatalities 2.3% from the 2008 calendar base year total of 553 to 540 by December 31, 2010.
 3. To train at least 500 members of law enforcement, judiciary, and medical examiner agencies in advanced traffic safety techniques that pertain to enforcement, management and investigations.
-

Section 402

Project Number: PT-10-12-01

Project Title: Florida Law Enforcement Liaison Program

Project Description: The Tallahassee Community College will receive funding for the LEL Program, which will continue to promote highway safety initiatives implemented by the Department of Transportation Safety Office statewide. The LEL Program will continue to utilize the Click It or Ticket enforcement wave, and the annual Law Enforcement Challenge to increase awareness, compliance, and law enforcement participation in traffic safety-related events. Subgrant funds will be used to reimburse the salaries and benefits of TCC personnel assigned to the program, travel for the personnel, incentive equipment for law enforcement agencies, and educational materials. TCC has set goals of increasing participation in the Challenge by 5%, reducing traffic fatalities statewide by 5% (from 2009), and increasing statewide safety belt compliance from 81.5% to 85% during the year.

Budget: \$1,543,244

Project Number: PT-10-12-02

Project Title: Florida Law Enforcement Challenge

Project Description: The Tallahassee Community College will provide incentives for Florida law enforcement officers to participate in enforcement of traffic laws and statewide enforcement waves. The purpose of these efforts are set in TCC's goals of increasing safety belt usage statewide from 81.5% to 85% during the year, reducing traffic fatalities statewide by 5% (from 2009), and by increasing participation in the Challenge by 5%.

Budget: \$1,229,580

Police Traffic Services Program Area

Project Number: PT-10-12-03

Project Title: Florida Motor Unit Challenge

Project Description: The Tallahassee Community College will provide incentives for Florida motorcycle traffic units to participate in enforcement of traffic laws and help with various traffic safety issues. The purpose of these efforts are set in TCC's goals of increasing safety belt usage statewide from 81.5% to 85% during the year, reducing traffic fatalities statewide by 5% (from 2009), and by increasing participation in the Motor Unit Challenge by 5%.

Budget: \$223,950

Project Number: PT-10-12-04

Project Title: Florida *Click It or Ticket* Challenge Program

Project Description: The Tallahassee Community College will receive funding to implement a statewide incentive program to encourage Florida law enforcement officers to raise awareness through high-visibility enforcement of the primary safety belt law. The LEL Program will utilize the *Click It or Ticket* enforcement waves, and the annual Law Enforcement Challenge to increase safety belt awareness, compliance, and law enforcement participation in these and other traffic safety-related events. The purpose of these efforts are set in TCC's goals of increasing safety belt usage statewide from 81.5% to 85% during the year, reduce traffic fatalities statewide by 5% (from 2009), and by increasing participation in the Challenge program.

Budget: \$389,440

Project Number: PT-10-12-05

Project Title: Police Traffic Training

Project Description: An agency will receive funding to provide selected training programs in traffic enforcement techniques, traffic enforcement program management, professionalism in traffic stops, and crash investigation to members of law enforcement, law enforcement academy instructors, civilian crash investigators employed at a police agency, investigators from state attorney's offices, medical examiner office employees, and prosecutors statewide. The goal of the project is to train a minimum of 500 law enforcement, medical examiner, and state attorney personnel.

Budget: \$500,000

Police Traffic Services Program Area

Section 406

Project Number: K4PT-10-21-01

Project Title: Miami-Dade Safety Belt Enforcement Program

Project Description: The Miami-Dade Police Department will receive funding to reimburse salary and benefits for officers conducting traffic enforcement on an overtime basis for grant-related activities only. The agency will select one week out of the month for high-visibility enforcement activities with a focus on safety belt violations. The agency will conduct safety belt surveys with a minimum of four observation sites within its jurisdiction. The agency's goals are to reduce traffic fatalities by 5% by increasing safety belt citations by 10% (compared to 2009).

Budget: \$20,000

Project Number: K4PT-10-21-02

Project Title: Broward County Safety Belt Enforcement Program

Project Description: The Broward County Sheriff's Office will receive funding to reimburse salary and benefits for officers conducting traffic enforcement on an overtime basis for grant-related activities only. The agency will select one week out of the month for high-visibility enforcement activities with a focus on safety belt violations. The agency will conduct safety belt surveys with a minimum of four observation sites within its jurisdiction. The agency's goals are to reduce traffic fatalities by 5% by increasing safety belt citations by 10% (compared to 2009).

Budget: \$20,000

Project Number: K4PT-10-21-03

Project Title: Hillsborough County Safety Belt Enforcement Program

Project Description: The Hillsborough County Sheriff's Office will receive funding to reimburse salary and benefits for officers conducting traffic enforcement on an overtime basis for grant-related activities only. The agency will select one week out of the month for high-visibility enforcement activities with a focus on safety belt violations. The agency will conduct safety belt surveys with a minimum of four observation sites within its jurisdiction. The agency's goals are to reduce traffic fatalities by 5% by increasing safety belt citations by 10% (compared to 2009).

Budget: \$20,000

Police Traffic Services Program Area

Project Number: K4PT-10-21-04

Project Title: Palm Beach County Safety Belt Enforcement Program

Project Description: The Palm Beach County Sheriff's Office will receive funding to reimburse salary and benefits for officers conducting traffic enforcement on an overtime basis for grant-related activities only. The agency will select one week out of the month for high-visibility enforcement activities with a focus on safety belt violations. The agency will conduct safety belt surveys with a minimum of four observation sites within its jurisdiction. The agency's goals are to reduce traffic fatalities by 5% by increasing safety belt citations by 10% (compared to 2009).

Budget: \$20,000

Project Number: K4PT-10-21-05

Project Title: Pinellas County Safety Belt Enforcement Program

Project Description: The Pinellas County Sheriff's Office will receive funding to reimburse salary and benefits for officers conducting traffic enforcement on an overtime basis for grant-related activities only. The agency will select one week out of the month for high-visibility enforcement activities with a focus on safety belt violations. The agency will conduct safety belt surveys with a minimum of four observation sites within its jurisdiction. The agency's goals are to reduce traffic fatalities by 5% by increasing safety belt citations by 10% (compared to 2009).

Budget: \$20,000

Project Number: K4PT-10-21-06

Project Title: Polk County Safety Belt Enforcement Program

Project Description: The Polk County Sheriff's Office will receive funding to reimburse salary and benefits for officers conducting traffic enforcement on an overtime basis for grant-related activities only. The agency will select one week out of the month for high-visibility enforcement activities with a focus on safety belt violations. The agency will conduct safety belt surveys with a minimum of four observation sites within its jurisdiction. The agency's goals are to reduce traffic fatalities by 5% by increasing safety belt citations by 10% (compared to 2009).

Budget: \$20,000

Police Traffic Services Program Area

Project Number: K4PT-10-21-07

Project Title: Volusia County Safety Belt Enforcement Program

Project Description: The Volusia County Sheriff's Office will receive funding to reimburse salary and benefits for officers conducting traffic enforcement on an overtime basis for grant-related activities only. The agency will select one week out of the month for high-visibility enforcement activities with a focus on safety belt violations. The agency will conduct safety belt surveys with a minimum of four observation sites within its jurisdiction. The agency's goals are to reduce traffic fatalities by 5% by increasing safety belt citations by 10% (compared to 2009).

Budget: \$20,000

Project Number: K4PT-10-21-08

Project Title: Brevard County Safety Belt Enforcement Program

Project Description: The Brevard County Sheriff's Office will receive funding to reimburse salary and benefits for officers conducting traffic enforcement on an overtime basis for grant-related activities only. The agency will select one week out of the month for high-visibility enforcement activities with a focus on safety belt violations. The agency will conduct safety belt surveys with a minimum of four observation sites within its jurisdiction. The agency's goals are to reduce traffic fatalities by 5% by increasing safety belt citations by 10% (compared to 2009).

Budget: \$20,000

Project Number: K4PT-10-21-09

Project Title: Lee County Safety Belt Enforcement Program

Project Description: The Lee County Sheriff's Office will receive funding to reimburse salary and benefits for officers conducting traffic enforcement on an overtime basis for grant-related activities only. The agency will select one week out of the month for high-visibility enforcement activities with a focus on safety belt violations. The agency will conduct safety belt surveys with a minimum of four observation sites within its jurisdiction. The agency's goals are to reduce traffic fatalities by 5% by increasing safety belt citations by 10% (compared to 2009).

Budget: \$20,000

Police Traffic Services Program Area

Project Number: K4PT-10-21-10

Project Title: Escambia County Safety Belt Enforcement Program

Project Description: The Escambia County Sheriff's Office will receive funding to reimburse salary and benefits for officers conducting traffic enforcement on an overtime basis for grant-related activities only. The agency will select one week out of the month for high-visibility enforcement activities with a focus on safety belt violations. The agency will conduct safety belt surveys with a minimum of four observation sites within its jurisdiction. The agency's goals are to reduce traffic fatalities by 5% by increasing safety belt citations by 10% (compared to 2009).

Budget: \$20,000

Project Number: K4PT-10-21-11

Project Title: Pasco County Safety Belt Enforcement Program

Project Description: The Pasco County Sheriff's Office will receive funding to reimburse salary and benefits for officers conducting traffic enforcement on an overtime basis for grant-related activities only. The agency will select one week out of the month for high-visibility enforcement activities with a focus on safety belt violations. The agency will conduct safety belt surveys with a minimum of four observation sites within its jurisdiction. The agency's goals are to reduce traffic fatalities by 5% by increasing safety belt citations by 10% (compared to 2009).

Budget: \$20,000

Project Number: K4PT-10-21-12

Project Title: Marion County Safety Belt Enforcement Program

Project Description: The Marion County Sheriff's Office will receive funding to reimburse salary and benefits for officers conducting traffic enforcement on an overtime basis for grant-related activities only. The agency will select one week out of the month for high-visibility enforcement activities with a focus on safety belt violations. The agency will conduct safety belt surveys with a minimum of four observation sites within its jurisdiction. The agency's goals are to reduce traffic fatalities by 5% by increasing safety belt citations by 10% (compared to 2009).

Budget: \$20,000

Police Traffic Services Program Area

Project Number: K4PT-10-21-13

Project Title: Alachua County Safety Belt Enforcement Program

Project Description: The Alachua County Sheriff's Office will receive funding to reimburse salary and benefits for officers conducting traffic enforcement on an overtime basis for grant-related activities only. The agency will select one week out of the month for high-visibility enforcement activities with a focus on safety belt violations. The agency will conduct safety belt surveys with a minimum of four observation sites within its jurisdiction. The agency's goals are to reduce traffic fatalities by 5% by increasing safety belt citations by 10% (compared to 2009).

Budget: \$20,000

Project Number: K4PT-10-21-14

Project Title: Orange County Safety Belt Enforcement Program

Project Description: The Orange County Sheriff's Office will receive funding to reimburse salary and benefits for officers conducting traffic enforcement on an overtime basis for grant-related activities only. The agency will select one week out of the month for high-visibility enforcement activities with a focus on safety belt violations. The agency will conduct safety belt surveys with a minimum of four observation sites within its jurisdiction. The agency's goals are to reduce traffic fatalities by 5% by increasing safety belt citations by 10% (compared to 2009).

Budget: \$20,000

Project Number: K4PT-10-21-15

Project Title: Leon County Safety Belt Enforcement Program

Project Description: The Leon County Sheriff's Office will receive funding to reimburse salary and benefits for officers conducting traffic enforcement on an overtime basis for grant-related activities only. The agency will select one week out of the month for high-visibility enforcement activities with a focus on safety belt violations. The agency will conduct safety belt surveys with a minimum of four observation sites within its jurisdiction. The agency's goals are to reduce traffic fatalities by 5% by increasing safety belt citations by 10% (compared to 2009).

Budget: \$20,000

Police Traffic Services Program Area

Project Number: K4PT-10-21-16

Project Title: Manatee County Safety Belt Enforcement Program

Project Description: The Manatee County Sheriff's Office will receive funding to reimburse salary and benefits for officers conducting traffic enforcement on an overtime basis for grant-related activities only. The agency will select one week out of the month for high-visibility enforcement activities with a focus on safety belt violations. The agency will conduct safety belt surveys with a minimum of four observation sites within its jurisdiction. The agency's goals are to reduce traffic fatalities by 5% by increasing safety belt citations by 10% (compared to 2009).

Budget: \$20,000

Project Number: K4PT-10-21-17

Project Title: Lake County Safety Belt Enforcement Program

Project Description: The Lake County Sheriff's Office will receive funding to reimburse salary and benefits for officers conducting traffic enforcement on an overtime basis for grant-related activities only. The agency will select one week out of the month for high-visibility enforcement activities with a focus on safety belt violations. The agency will conduct safety belt surveys with a minimum of four observation sites within its jurisdiction. The agency's goals are to reduce traffic fatalities by 5% by increasing safety belt citations by 10% (compared to 2009).

Budget: \$20,000

Project Number: K4PT-10-21-18

Project Title: Seminole County Safety Belt Enforcement Program

Project Description: The Seminole County Sheriff's Office will receive funding to reimburse salary and benefits for officers conducting traffic enforcement on an overtime basis for grant-related activities only. The agency will select one week out of the month for high-visibility enforcement activities with a focus on safety belt violations. The agency will conduct safety belt surveys with a minimum of four observation sites within its jurisdiction. The agency's goals are to reduce traffic fatalities by 5% by increasing safety belt citations by 10% (compared to 2009).

Budget: \$20,000

Police Traffic Services Program Area

Project Number: K4PT-10-21-19

Project Title: Saint Lucie County Safety Belt Enforcement Program

Project Description: The Saint Lucie County Sheriff's Office will receive funding to reimburse salary and benefits for officers conducting traffic enforcement on an overtime basis for grant-related activities only. The agency will select one week out of the month for high-visibility enforcement activities with a focus on safety belt violations. The agency will conduct safety belt surveys with a minimum of four observation sites within its jurisdiction. The agency's goals are to reduce traffic fatalities by 5% by increasing safety belt citations by 10% (compared to 2009).

Budget: \$20,000

Project Number: K4PT-10-21-20

Project Title: Jacksonville Safety Belt Enforcement Program

Project Description: The Jacksonville Sheriff's Office will receive funding to reimburse salary and benefits for officers conducting traffic enforcement on an overtime basis for grant-related activities only. The agency will select one week out of the month for high-visibility enforcement activities with a focus on safety belt violations. The agency will conduct safety belt surveys with a minimum of four observation sites within its jurisdiction. The agency's goals are to reduce traffic fatalities by 5% by increasing safety belt citations by 10% (compared to 2009).

Budget: \$20,000

Project Number: K4PT-10-21-21

Project Title: Miami Safety Belt Enforcement Program

Project Description: The Miami Police Department will receive funding to reimburse salary and benefits for officers conducting traffic enforcement on an overtime basis for grant-related activities only. The agency will select one week out of the month for high-visibility enforcement activities with a focus on safety belt violations. The agency will conduct safety belt surveys with a minimum of four observation sites within its jurisdiction. The agency's goals are to reduce traffic fatalities by 5% by increasing safety belt citations by 10% (compared to 2009).

Budget: \$20,000

Police Traffic Services Program Area

Project Number: K4PT-10-21-22

Project Title: Tampa Safety Belt Enforcement Program

Project Description: The Tampa Police Department will receive funding to reimburse salary and benefits for officers conducting traffic enforcement on an overtime basis for grant-related activities only. The agency will select one week out of the month for high-visibility enforcement activities with a focus on safety belt violations. The agency will conduct safety belt surveys with a minimum of four observation sites within its jurisdiction. The agency's goals are to reduce traffic fatalities by 5% by increasing safety belt citations by 10% (compared to 2009).

Budget: \$20,000

Project Number: K4PT-10-21-23

Project Title: Orlando Safety Belt Enforcement Program

Project Description: The Orlando Police Department will receive funding to reimburse salary and benefits for officers conducting traffic enforcement on an overtime basis for grant-related activities only. The agency will select one week out of the month for high-visibility enforcement activities with a focus on safety belt violations. The agency will conduct safety belt surveys with a minimum of four observation sites within its jurisdiction. The agency's goals are to reduce traffic fatalities by 5% by increasing safety belt citations by 10% (compared to 2009).

Budget: \$20,000

Project Number: K4PT-10-21-24

Project Title: St. Petersburg Safety Belt Enforcement Program

Project Description: The St. Petersburg Police Department will receive funding to reimburse salary and benefits for officers conducting traffic enforcement on an overtime basis for grant-related activities only. The agency will select one week out of the month for high-visibility enforcement activities with a focus on safety belt violations. The agency will conduct safety belt surveys with a minimum of four observation sites within its jurisdiction. The agency's goals are to reduce traffic fatalities by 5% by increasing safety belt citations by 10% (compared to 2009).

Budget: \$20,000

Police Traffic Services Program Area

Project Number: K4PT-10-21-25

Project Title: Tallahassee Safety Belt Enforcement Program

Project Description: The Tallahassee Police Department will receive funding to reimburse salary and benefits for officers conducting traffic enforcement on an overtime basis for grant-related activities only. The agency will select one week out of the month for high-visibility enforcement activities with a focus on safety belt violations. The agency will conduct safety belt surveys with a minimum of four observation sites within its jurisdiction. The agency's goals are to reduce traffic fatalities by 5% by increasing safety belt citations by 10% (compared to 2009).

Budget: \$20,000

Project Number: K4PT-10-21-26

Project Title: Ft. Lauderdale Safety Belt Enforcement Program

Project Description: The Ft. Lauderdale Police Department will receive funding to reimburse salary and benefits for officers conducting traffic enforcement on an overtime basis for grant-related activities only. The agency will select one week out of the month for high-visibility enforcement activities with a focus on safety belt violations. The agency will conduct safety belt surveys with a minimum of four observation sites within its jurisdiction. The agency's goals are to reduce traffic fatalities by 5% by increasing safety belt citations by 10% (compared to 2009).

Budget: \$20,000

Project Number: K4PT-10-21-27

Project Title: Davie Safety Belt Enforcement Program

Project Description: The Davie Police Department will receive funding to reimburse salary and benefits for officers conducting traffic enforcement on an overtime basis for grant-related activities only. The agency will select one week out of the month for high-visibility enforcement activities with a focus on safety belt violations. The agency will conduct safety belt surveys with a minimum of four observation sites within its jurisdiction. The agency's goals are to reduce traffic fatalities by 5% by increasing safety belt citations by 10% (compared to 2009).

Budget: \$20,000

Police Traffic Services Program Area

Project Number: K4PT-10-21-28

Project Title: Hollywood Safety Belt Enforcement Program

Project Description: The Hollywood Police Department will receive funding to reimburse salary and benefits for officers conducting traffic enforcement on an overtime basis for grant-related activities only. The agency will select one week out of the month for high-visibility enforcement activities with a focus on safety belt violations. The agency will conduct safety belt surveys with a minimum of four observation sites within its jurisdiction. The agency's goals are to reduce traffic fatalities by 5% by increasing safety belt citations by 10% (compared to 2009).

Budget: \$20,000

Project Number: K4PT-10-21-29

Project Title: Daytona Beach Safety Belt Enforcement Program

Project Description: The Daytona Beach Police Department will receive funding to reimburse salary and benefits for officers conducting traffic enforcement on an overtime basis for grant-related activities only. The agency will select one week out of the month for high-visibility enforcement activities with a focus on safety belt violations. The agency will conduct safety belt surveys with a minimum of four observation sites within its jurisdiction. The agency's goals are to reduce traffic fatalities by 5% by increasing safety belt citations by 10% (compared to 2009).

Budget: \$20,000

Project Number: K4PT-10-21-30

Project Title: Hialeah Safety Belt Enforcement Program

Project Description: The Hialeah Police Department will receive funding to reimburse salary and benefits for officers conducting traffic enforcement on an overtime basis for grant-related activities only. The agency will select one week out of the month for high-visibility enforcement activities with a focus on safety belt violations. The agency will conduct safety belt surveys with a minimum of four observation sites within its jurisdiction. The agency's goals are to reduce traffic fatalities by 5% by increasing safety belt citations by 10% (compared to 2009).

Budget: \$20,000

Police Traffic Services Program Area

Project Number: K4PT-10-21-31

Project Title: Lakeland Safety Belt Enforcement Program

Project Description: The Lakeland Police Department will receive funding to reimburse salary and benefits for officers conducting traffic enforcement on an overtime basis for grant-related activities only. The agency will select one week out of the month for high-visibility enforcement activities with a focus on safety belt violations. The agency will conduct safety belt surveys with a minimum of four observation sites within its jurisdiction. The agency's goals are to reduce traffic fatalities by 5% by increasing safety belt citations by 10% (compared to 2009).

Budget: \$20,000

Project Number: K4PT-10-21-32

Project Title: Miami Gardens Safety Belt Enforcement Program

Project Description: The Miami Gardens Police Department will receive funding to reimburse salary and benefits for officers conducting traffic enforcement on an overtime basis for grant-related activities only. The agency will select one week out of the month for high-visibility enforcement activities with a focus on safety belt violations. The agency will conduct safety belt surveys with a minimum of four observation sites within its jurisdiction. The agency's goals are to reduce traffic fatalities by 5% by increasing safety belt citations by 10% (compared to 2009).

Budget: \$20,000

Project Number: K4PT-10-21-33

Project Title: Ft. Myers Safety Belt Enforcement Program

Project Description: The Ft. Myers Police Department will receive funding to reimburse salary and benefits for officers conducting traffic enforcement on an overtime basis for grant-related activities only. The agency will select one week out of the month for high-visibility enforcement activities with a focus on safety belt violations. The agency will conduct safety belt surveys with a minimum of four observation sites within its jurisdiction. The agency's goals are to reduce traffic fatalities by 5% by increasing safety belt citations by 10% (compared to 2009).

Budget: \$20,000

Police Traffic Services Program Area

Project Number: K4PT-10-21-34

Project Title: Gainesville Safety Belt Enforcement Program

Project Description: The Gainesville Police Department will receive funding to reimburse salary and benefits for officers conducting traffic enforcement on an overtime basis for grant-related activities only. The agency will select one week out of the month for high-visibility enforcement activities with a focus on safety belt violations. The agency will conduct safety belt surveys with a minimum of four observation sites within its jurisdiction. The agency's goals are to reduce traffic fatalities by 5% by increasing safety belt citations by 10% (compared to 2009).

Budget: \$20,000

Project Number: K4PT-10-21-35

Project Title: Pompano Beach Safety Belt Enforcement Program

Project Description: The Pompano Beach Police Department will receive funding to reimburse salary and benefits for officers conducting traffic enforcement on an overtime basis for grant-related activities only. The agency will select one week out of the month for high-visibility enforcement activities with a focus on safety belt violations. The agency will conduct safety belt surveys with a minimum of four observation sites within its jurisdiction. The agency's goals are to reduce traffic fatalities by 5% by increasing safety belt citations by 10% (compared to 2009).

Budget: \$20,000

Project Number: K4PT-10-21-36

Project Title: Pembroke Pines Safety Belt Enforcement Program

Project Description: The Pembroke Pines Police Department will receive funding to reimburse salary and benefits for officers conducting traffic enforcement on an overtime basis for grant-related activities only. The agency will select one week out of the month for high-visibility enforcement activities with a focus on safety belt violations. The agency will conduct safety belt surveys with a minimum of four observation sites within its jurisdiction. The agency's goals are to reduce traffic fatalities by 5% by increasing safety belt citations by 10% (compared to 2009).

Budget: \$20,000

Police Traffic Services Program Area

Project Number: K4PT-10-21-37

Project Title: Deerfield Beach Safety Belt Enforcement Program

Project Description: The Deerfield Beach Police Department will receive funding to reimburse salary and benefits for officers conducting traffic enforcement on an overtime basis for grant-related activities only. The agency will select one week out of the month for high-visibility enforcement activities with a focus on safety belt violations. The agency will conduct safety belt surveys with a minimum of four observation sites within its jurisdiction. The agency's goals are to reduce traffic fatalities by 5% by increasing safety belt citations by 10% (compared to 2009).

Budget: \$20,000

Project Number: K4PT-10-21-38

Project Title: Florida Statewide Safety Belt Enforcement Program

Project Description: The Florida Highway Patrol will receive funding to reimburse salary and benefits for officers conducting traffic enforcement on an overtime basis for grant-related activities only. The agency will select one week out of the month for high-visibility enforcement activities with a focus on safety belt violations. The agency will conduct safety belt surveys with a minimum of four observation sites within its jurisdiction. The agency's goals are to reduce traffic fatalities by 5% by increasing safety belt citations by 10% (compared to 2009).

Budget: \$100,000

Police Traffic Services Program Area

Police Traffic Services Budget Summary				
Project Number	Project Title/Agency	Budget	Match	Budget Source
PT-10-12-01	Florida Law Enforcement Liaison Program/Tallahassee Comm. Col.	\$1,543,244	\$0	402
PT-10-12-02	Florida Law Enforcement Challenge/Tallahassee Community Col.	\$1,229,580	\$0	402
PT-10-12-03	Florida Motor Unit Challenge/Tallahassee Community College	\$223,950	\$0	402
PT-10-12-04	Florida <i>Click It or Ticket</i> Challenge Program/Talla. Comm. Col.	\$389,440	\$0	402
PT-10-12-05	Police Traffic Training/To be determined	\$500,000	\$0	402
K4PT-10-21-01	Miami-Dade Safety Belt Enforcement Program/Miami-Dade PD	\$20,000	\$0	406
K4PT-10-21-02	Broward County Safety Belt Enforcement Program/Broward County SO	\$20,000	\$0	406
K4PT-10-21-03	Hillsborough Co. Safety Belt Enforcement Program/Hillsborough Co. SO	\$20,000	\$0	406
K4PT-10-21-04	Palm Beach County Safety Belt Enforcement Program/Palm Beach Co. SO	\$20,000	\$0	406
K4PT-10-21-05	Pinellas County Safety Belt Enforcement Program/Pinellas Co. SO	\$20,000	\$0	406
K4PT-10-21-06	Polk County Safety Belt Enforcement Program/Polk County SO	\$20,000	\$0	406
K4PT-10-21-07	Volusia County Safety Belt Enforcement Program/Volusia County SO	\$20,000	\$0	406
K4PT-10-21-08	Brevard County Safety Belt Enforcement Program/Brevard County SO	\$20,000	\$0	406
K4PT-10-21-09	Lee County Safety Belt Enforcement Program/Lee County SO	\$20,000	\$0	406
K4PT-10-21-10	Escambia County Safety Belt Enforcement Program/Escambia County SO	\$20,000	\$0	406
K4PT-10-21-11	Pasco County Safety Belt Enforcement Program/Pasco County SO	\$20,000	\$0	406
K4PT-10-21-12	Marion County Safety Belt Enforcement Program/Marion County SO	\$20,000	\$0	406
K4PT-10-21-13	Alachua County Safety Belt Enforcement Program/Alachua County SO	\$20,000	\$0	406
K4PT-10-21-14	Orange County Safety Belt Enforcement Program/Orange County SO	\$20,000	\$0	406
K4PT-10-21-15	Leon County Safety Belt Enforcement Program/Leon County SO	\$20,000	\$0	406
K4PT-10-21-16	Manatee County Safety Belt Enforcement Program/Manatee County SO	\$20,000	\$0	406
K4PT-10-21-17	Lake County Safety Belt Enforcement Program/Lake County SO	\$20,000	\$0	406
K4PT-10-21-18	Seminole County Safety Belt Enforcement Program/Seminole County SO	\$20,000	\$0	406
K4PT-10-21-19	St. Lucie County Safety Belt Enforcement Program/St. Lucie County SO	\$20,000	\$0	406
K4PT-10-21-20	Jacksonville Safety Belt Enforcement Program/Jacksonville SO	\$20,000	\$0	406
K4PT-10-21-21	Miami Safety Belt Enforcement Program/Miami PD	\$20,000	\$0	406
K4PT-10-21-22	Tampa Safety Belt Enforcement Program/Tampa PD	\$20,000	\$0	406
K4PT-10-21-23	Orlando Safety Belt Enforcement Program/Orlando PD	\$20,000	\$0	406

Police Traffic Services Program Area

Police Traffic Services Budget Summary (Continued)				
Project Number	Project Title/Agency	Budget	Match	Budget Source
K4PT-10-21-24	St. Petersburg Safety Belt Enforcement Program/St. Petersburg PD	\$20,000	\$0	406
K4PT-10-21-25	Tallahassee Safety Belt Enforcement Program/Tallahassee PD	\$20,000	\$0	406
K4PT-10-21-26	Ft. Lauderdale Safety Belt Enforcement Program/Ft. Lauderdale PD	\$20,000	\$0	406
K4PT-10-21-27	Davie Safety Belt Enforcement Program/Davie PD	\$20,000	\$0	406
K4PT-10-21-28	Hollywood Safety Belt Enforcement Program/Hollywood PD	\$20,000	\$0	406
K4PT-10-21-29	Daytona Beach Safety Belt Enforcement Program/Daytona Beach PD	\$20,000	\$0	406
K4PT-10-21-30	Hialeah Safety Belt Enforcement Program/Hialeah PD	\$20,000	\$0	406
K4PT-10-21-31	Lakeland Safety Belt Enforcement Program/Lakeland PD	\$20,000	\$0	406
K4PT-10-21-32	Miami Gardens Safety Belt Enforcement Program/Miami Gardens PD	\$20,000	\$0	406
K4PT-10-21-33	Ft. Myers Safety Belt Enforcement Program/Ft. Myers PD	\$20,000	\$0	406
K4PT-10-21-34	Gainesville Safety Belt Enforcement Program/Gainesville PD	\$20,000	\$0	406
K4PT-10-21-35	Pompano Beach Safety Belt Enforcement Program/Pompano Beach PD	\$20,000	\$0	406
K4PT-10-21-36	Pembroke Pines Safety Belt Enforcement Program/Pembroke Pines PD	\$20,000	\$0	406
K4PT-10-21-37	Deerfield Beach Safety Belt Enforcement Program/Deerfield Beach PD	\$20,000	\$0	406
K4PT-10-21-38	Florida Statewide Safety Belt Enforcement Program/DHSMV - FHP	\$100,000	\$0	406
402 Total		\$3,886,214	\$0	
406 Total		\$840,000	\$0	
Total All Funds		\$4,726,214	\$0	

Police Traffic Services Program Area



**SPEED
CONTROL**

Speed Control Program Area

Goals: To decrease speeding-related fatalities by 2.3% from the 2008 calendar base year total of 553 to 540 by December 31, 2010.

Project Number: SC-10-13-01

Project Title: Boca Raton Speed & Aggressive Driving Program

Project Description: The Boca Raton Police Department will receive funding for one fully-equipped unconventional enforcement vehicle. The department will conduct strategic enforcement operations at the “Top 10” worst locations for crashes and fatalities (reviewed and updated weekly), and will conduct at least one Speed & Aggressive Driving presentation each month to local schools, businesses, civic organizations, etc. The department has set a goal of reducing traffic fatalities by 5% compared to 2007.

Budget: \$57,000

Project Number: SC-10-13-02

Project Title: Boynton Beach Speed & Aggressive Driving Program

Project Description: The Boynton Beach Police Department will receive funding for one fully-equipped unconventional enforcement vehicle, one speed/messaging trailer, and overtime for grant-related enforcement operations. The department will conduct strategic enforcement operations at the “Top 10” worst locations for crashes and fatalities (reviewed and updated weekly), and will conduct at least one Speed & Aggressive Driving presentation each month to local schools, businesses, civic organizations, etc. The department has set a goal of reducing traffic fatalities by 5% compared to 2007.

Budget: \$95,334

Project Number: SC-10-13-03

Project Title: BCSO Aggressive Driving Reduction Program

Project Description: The Bay County Sheriff’s Office will receive funding for one fully-equipped unconventional enforcement vehicle, and overtime for grant-related enforcement operations. The agency will conduct enforcement operations at high crash and fatality locations, will utilize local media to distribute traffic safety messages, and will conduct Speed & Aggressive Driving presentations at local schools, businesses, civic organizations, etc. The department has set a goal of reducing traffic fatalities by 5%, and increasing traffic stops by 30%, compared to 2007.

Budget: \$86,500

Speed Control Program Area

Project Number: SC-10-13-04

Project Title: Broward Aggressive Speeding Enforcement (BASE)

Project Description: The Broward County Sheriff's Office will receive funding for two fully-equipped unconventional enforcement vehicles, and overtime for grant-related enforcement operations. The agency will conduct strategic enforcement operations at high crash and fatality locations (reviewed and updated monthly), and will utilize portable message boards to raise public awareness. The agency has set a goal of reducing traffic crashes 5% by September 30, 2010.

Budget: \$166,428

Project Number: SC-10-13-05

Project Title: Terminate Aggressive Driving (T.A.D.)

Project Description: The Clermont Police Department will receive funding for one fully-equipped unconventional enforcement vehicle. The department will conduct enforcement operations at target locations, implement an Aggressive Driver hotline, and conduct traffic safety presentations at local schools, businesses, and civic organizations. The department has set a goal of reducing traffic crashes by 10% compared to 2008.

Budget: \$50,100

Project Number: SC-10-13-06

Project Title: Daytona Beach Crash Reduction Initiative

Project Description: The Daytona Beach Police Department will receive funding for two fully-equipped unconventional enforcement vehicles. The department will conduct strategic enforcement operations at the "Top 10" worst locations for crashes and fatalities (reviewed and updated weekly), and will conduct at least one Speed & Aggressive Driving presentation each month to local schools, businesses, civic organizations, etc. The department has set a goal of reducing traffic crashes and fatalities by 5% compared to 2009.

Budget: \$93,500

Speed Control Program Area

Project Number: SC-10-13-07

Project Title: DBPD Speed Enforcement Program

Project Description: The Delray Beach Police Department will receive funding for one fully-equipped unconventional enforcement vehicle. The department will conduct strategic enforcement operations at the “Top 10” worst locations for crashes and fatalities (reviewed and updated weekly), and will conduct at least one Speed & Aggressive Driving presentation each month to local schools, businesses, civic organizations, etc. The department has set a goal of reducing traffic crashes and fatalities by 5% compared to 2008.

Budget: \$48,800

Project Number: SC-10-13-08

Project Title: GPD Aggressive Driving Project

Project Description: The Gainesville Police Department will receive funding for one fully-equipped police motorcycle. The department will conduct joint enforcement operations with neighboring law enforcement agencies, implement traffic safety campaigns with the Community Traffic Safety Team, and conduct traffic safety presentations at local schools, businesses, and civic organizations. The department has set a goal of reducing traffic crashes and fatalities by 5% compared to 2008.

Budget: \$30,100

Project Number: SC-10-13-09

Project Title: Voluntary Compliance Through Active Patrol: V-CAP

Project Description: The Greenacres Department of Public Safety will receive funding for radar and laser speed measuring devices. The department will conduct strategic enforcement operations at the “Top 10” worst locations for crashes and fatalities (reviewed and updated weekly), and will conduct at least one Speed & Aggressive Driving presentation each month to local schools, businesses, civic organizations. The department has set a goal of reducing traffic crashes by 5% compared to 2008.

Budget: \$38,000

Speed Control Program Area

Project Number: SC-10-13-10

Project Title: Lives Before Property Traffic Enforcement

Project Description: The Hillsborough County Sheriff's Office will receive funding for two fully-equipped unconventional enforcement vehicles, two speed/message board trailers, and overtime for grant-related enforcement operations. The agency will conduct strategic enforcement operations at high-risk traffic locations, conduct traffic safety presentations at local schools and businesses, and participate with neighboring agencies in multi-jurisdictional enforcement operations. The agency has set a goal of reducing speed and aggressive driving-related crashes by 5% compared to 2008.

Budget: \$159,000

Project Number: SC-10-13-11

Project Title: Aggressive Driving Enforcement Project

Project Description: The Martin County Sheriff's Office will receive third year funding to reimburse the salary and benefits for one traffic officer at a rate of 50% federal and 50% agency match. The agency will continue to target areas in the county identified as having an increased number of traffic crashes. The agency has set a goal to decrease traffic crashes by 10% compared to 2009.

Budget: \$38,902

Project Number: SC-10-13-12

Project Title: L.E.A.D. in New Port Richey

Project Description: The New Port Richey Police Department will receive third year funding to reimburse the salary and benefits for one traffic officer at a rate of 50% federal and 50% agency match. The agency will continue to target areas in the city identified as having an increased number of traffic crashes. The agency has set a goal to decrease crashes and fatalities by 2% compared to 2009.

Budget: \$38,591

Speed Control Program Area

Project Number: SC-10-13-13

Project Title: Palm Springs Speed & Aggressive Driving Reduction Program

Project Description: The Palm Springs Police Department will receive funding for one fully-equipped unconventional enforcement vehicle. The department will conduct strategic enforcement operations at the “Top 10” worst locations for crashes and fatalities (reviewed and updated weekly), and will conduct at least one Speed & Aggressive Driving presentation each month to local schools, businesses, civic organizations, etc. The department has set a goal of reducing traffic crashes and fatalities by 5% compared to 2008.

Budget: \$56,000

Project Number: SC-10-13-14

Project Title: Aggressive Driver Enforcement and Prevention Team (A.D.E.P.T.)

Project Description: The Port Richey Police Department will receive funding for one fully-equipped unconventional enforcement vehicle, and salary and benefits for one traffic officer position. The department will conduct strategic enforcement operations at the “Top 10” worst locations for crashes and fatalities (reviewed and updated weekly), and will conduct at least one Speed & Aggressive Driving presentation each month to local schools, businesses, civic organizations. The department has set a goal of reducing crashes and fatalities by 5% compared to 2008.

Budget: \$102,693

Project Number: SC-10-13-15

Project Title: SLCSO Aggressive Driving Expansion Program

Project Description: The Saint Lucie County Sheriff’s Office will receive funding for one fully-equipped unconventional enforcement vehicle, and salary and benefits for one traffic officer position. The agency will conduct strategic enforcement operations at the “Top 10” worst locations for crashes and fatalities (reviewed and updated weekly), and will conduct at least one Speed & Aggressive Driving presentation each month to local schools, businesses, civic organizations. The agency has set a goal of reducing crashes and fatalities by 5% compared to 2008.

Budget: \$129,953

Speed Control Program Area

Project Number: SC-10-13-16

Project Title: Volusia County Speed & Aggressive Driving Program

Project Description: The Volusia County Sheriff's Office will receive funding for two fully-equipped unconventional enforcement vehicles. The agency will conduct strategic enforcement operations at the "Top 10" worst locations for crashes and fatalities (reviewed and updated weekly), and will conduct at least one Speed & Aggressive Driving presentation each month to local schools, businesses, civic organizations. The agency has set a goal of reducing crashes and fatalities by 5% compared to 2008.

Budget: \$95,200

Speed Control Budget Summary				
Project Number	Project Title/Agency	Budget	Match	Budget Source
SC-10-13-01	Boca Raton Speed & Aggressive Driving Program/Boca Raton PD	\$57,000	\$0	402
SC-10-13-02	Boynton Beach Speed & Aggressive Driving Program/Boynton Beach PD	\$95,334	\$0	402
SC-10-13-03	BCSO Aggressive Driving Reduction Program/Bay County SO	\$86,500	\$0	402
SC-10-13-04	Broward Aggressive Speeding Enforcement/Broward County SO	\$166,428	\$0	402
SC-10-13-05	Terminate Aggressive Driving/Clermont PD	\$50,100	\$0	402
SC-10-13-06	Daytona Beach Crash Reduction Initiative/Daytona Beach PD	\$93,500	\$0	402
SC-10-13-07	DBPD Speed Enforcement Program/Delray Beach PD	\$48,800	\$0	402
SC-10-13-08	GPD Aggressive Driving Project/Gainesville PD	\$30,100	\$0	402
SC-10-13-09	Voluntary Compliance Through Active Patrol (V-CAP)/Greenacres DPS	\$38,000	\$0	402
SC-10-13-10	Lives Before Property Traffic Enforcement/Hillsborough County SO	\$159,000	\$0	402
SC-10-13-11	Aggressive Driving Enforcement Project/Martin County SO	\$38,902	\$38,902	402
SC-10-13-12	L.E.A.D. in New Port Richey/New Port Richey PD	\$38,591	\$38,591	402
SC-10-13-13	Palm Springs Speed & Agg. Driving Reduction Program/Palm Springs PD	\$56,000	\$0	402
SC-10-13-14	Aggressive Driver Enforcement and Prevention Team/Port Richey PD	\$102,693	\$0	402
SC-10-13-15	SLCSO Aggressive Driving Expansion Program/St. Lucie County SO	\$129,953	\$0	402
SC-10-13-16	Volusia County Speed & Aggressive Driving Program/Volusia County SO	\$95,200	\$0	402
402 Total		\$1,286,101	\$77,493	402
Total All Funds		\$1,286,101	\$77,493	402



ROADWAY SAFETY

Roadway Safety Program Area

- Goals:**
1. To reduce the number of Florida resident drivers age 65 and older involved in fatal crashes by 5% from 435 in 2008 to 413 in 2010.
 2. To provide roadway safety training to a minimum of 300 traffic engineers, technicians, and other public works personnel.
-

Project Number: RS-10-15-01

Project Title: Elder Road User Program – Car Fit

Project Description: The Area Agency on Aging of Central Florida, DBA The Senior Resource Alliance, will continue to conduct train-the-trainer classes and consumer *CarFit* events statewide. *CarFit* offers older adults the opportunity to check out how well their personal vehicles "fit" them and information and materials related to community-specific resources that should enhance their safety as drivers and increase their mobility in the community. The goal of the project is to conduct a minimum of 10 *CarFit* train-the-trainer events and 15 consumer events around the state.

Budget: \$200,000

Project Number: RS-10-15-02

Project Title: Florida's Circuit Rider Training Program

Project Description: The University of Florida Transportation Technology Transfer Center will continue the safety circuit rider training program which addresses reducing fatal crashes and injuries resulting from roadway departures and collisions at intersections. The program is designed to train and share information with local officials, community traffic safety teams, and transportation agencies. The classes that will be reimbursed are – *Road Safety Audits for Local Governments, Low Cost Safety Improvements for Rural Roads, and Intersection Safety*. The goal of the project is to provide training for at least 300 public works employees.

Budget: \$76,200

Roadway Safety Program Area

Project Number: RS-10-15-03

Project Title: Lee County Roadway Safety Program

Project Description: The Lee County Sheriff's Office will produce a video for in-service training of deputies on how to properly transport, set up and use the arrow boards that the agency purchased in previous years to direct traffic around crash sites. The goal of the program is to train all Lee County road patrol deputies in the proper use of the agency's arrow boards.

Budget: \$35,000

Project Number: RS-10-15-04

Project Title: Solar Message Board Trailers

Project Description: The Pinellas County Public Works Department will purchase six solar message boards that will be used to provide localized traffic information along the county's arterial network in the vicinity of work zones. The boards will assist senior motorists and visitors to safely navigate through work zones. The goal of the project is to provide advance warning of road construction and to reduce work zone crashes by 6% from 148 in 2008 to 139 in 2010.

Budget: \$114,000

Roadway Safety Budget Summary				
Project Number	Project Title/Agency	Budget	Match	Budget Source
RS-10-15-01	Elder Road User Program – Car Fit/Area Agency on Aging of Central Florida	\$200,000	\$0	402
RS-10-15-02	Florida's Circuit Rider Training Program/University of Florida	\$76,200	\$0	402
RS-10-15-03	Lee County Roadway Safety Program/Lee County Sheriff's Office	\$35,000	\$0	402
RS-10-15-04	Solar Message Board Trailers/Pinellas County Public Works	114,000	\$0	402
402 Total		\$425,200	\$0	
Total All Funds		\$425,200	\$0	



**CERTIFICATION
AND
ASSURANCES**

STATE CERTIFICATIONS AND ASSURANCES

Failure to comply with applicable Federal statutes, regulations and directives may subject State officials to civil or criminal penalties and/or place the State in a high risk grantee status in accordance with 49 CFR §18.12.

Each fiscal year the State will sign these Certifications and Assurances that the State complies with all applicable Federal statutes, regulations, and directives in effect with respect to the periods for which it receives grant funding. Applicable provisions include, but not limited to, the following:

- 23 U.S.C. Chapter 4 - Highway Safety Act of 1966, as amended;
- 49 CFR Part 18 - Uniform Administrative Requirements for Grants and Cooperative Agreements to State and Local Governments
- 49 CFR Part 19 - Uniform Administrative Requirements for Grants and Agreements with Institutions of Higher Education, Hospitals and Other Nonprofit Organizations
- 23 CFR Chapter II - (§§1200, 1205, 1206, 1250, 1251, & 1252) Regulations governing highway safety programs
- NHTSA Order 462-6C - Matching Rates for State and Community Highway Safety Programs
- Highway Safety Grant Funding Policy for Field-Administered Grants

Certifications and Assurances

The Governor is responsible for the administration of the State highway safety program through a State highway safety agency which has adequate powers and is suitably equipped and organized (as evidenced by appropriate oversight procedures governing such areas as procurement, financial administration, and the use, management, and disposition of equipment) to carry out the program (23 USC 402(b) (1) (A));

The political subdivisions of this State are authorized, as part of the State highway safety program, to carry out within their jurisdictions local highway safety programs which have been approved by the Governor and are in accordance with the uniform guidelines promulgated by the Secretary of Transportation (23 USC 402(b) (1) (B));

At least 40 per cent of all Federal funds apportioned to this State under 23 USC 402 for this fiscal year will be expended by or for the benefit of the political subdivision of the State in carrying out local highway safety programs (23 USC 402(b) (1) (C)), unless this requirement is waived in writing; The State will implement activities in support of national highway safety goals to reduce motor vehicle related fatalities that also reflect the primary data-related crash factors within the State as identified by the State highway safety planning process, including:

- National law enforcement mobilizations,
- Sustained enforcement of statutes addressing impaired driving, occupant protection, and driving in excess of posted speed limits,

- An annual statewide safety belt use survey in accordance with criteria established by the Secretary for the measurement of State safety belt use rates to ensure that the measurements are accurate and representative,
- Development of statewide data systems to provide timely and effective data analysis to support allocation of highway safety resources.

The State shall actively encourage all relevant law enforcement agencies in the State to follow the guidelines established for vehicular pursuits issued by the International Association of Chiefs of Police that are currently in effect.

This State's highway safety program provides adequate and reasonable access for the safe and convenient movement of physically handicapped persons, including those in wheelchairs, across curbs constructed or replaced on or after July 1, 1976, at all pedestrian crosswalks (23 USC 402(b) (1) (D));

Cash drawdowns will be initiated only when actually needed for disbursement, cash disbursements and balances will be reported in a timely manner as required by NHTSA, and the same standards of timing and amount, including the reporting of cash disbursement and balances, will be imposed upon any secondary recipient organizations (49 CFR 18.20, 18.21, and 18.41). Failure to adhere to these provisions may result in the termination of drawdown privileges);

The State has submitted appropriate documentation for review to the single point of contact designated by the Governor to review Federal programs, as required by Executive Order 12372 (Intergovernmental Review of Federal Programs);

Equipment acquired under this agreement for use in highway safety program areas shall be used and kept in operation for highway safety purposes by the State; or the State, by formal agreement with appropriate officials of a political subdivision or State agency, shall cause such equipment to be used and kept in operation for highway safety purposes (23 CFR 1200.21);

The State will comply with all applicable State procurement procedures and will maintain a financial management system that complies with the minimum requirements of 49 CFR 18.20;

The State highway safety agency will comply with all Federal statutes and implementing regulations relating to nondiscrimination. These include but are not limited to: (a) Title VI of the Civil Rights Act of 1964 (P.L. 88-352) which prohibits discrimination on the basis of race, color or national origin (and 49 CFR Part 21); (b) Title IX of the Education Amendments of 1972, as amended (20 U.S.C. §§ 1681-1683, and 1685-1686), which prohibits discrimination on the basis of sex; (c) Section 504 of the Rehabilitation Act of 1973, as amended (29 U.S.C. §794), which prohibits discrimination on the basis of handicaps (and 49 CFR Part 27); (d) the Age Discrimination Act of 1975, as amended (42 U.S.C. §§ 6101-6107), which prohibits discrimination on the basis of age; (e) the Drug Abuse Office and Treatment Act of 1972 (P.L. 92-255), as amended, relating to nondiscrimination on the basis of drug abuse; (f) the comprehensive Alcohol Abuse and Alcoholism Prevention, Treatment and Rehabilitation Act of 1970(P.L. 91-616), as amended, relating to nondiscrimination on the basis of alcohol abuse of alcoholism; (g) §§ 523 and 527 of the Public Health Service Act of 1912 (42 U.S.C. §§ 290 dd-3 and 290 ee-3), as amended, relating to confidentiality of alcohol and drug abuse patient records; (h) Title VIII of the Civil Rights Act of 1968 (42 U.S.C. §§ 3601 et seq.), as amended, relating to nondiscrimination in the sale, rental or financing of housing; (i) any other nondiscrimination provisions in the specific statute(s) under which application for Federal assistance is being made; and, (j) the requirements of any other nondiscrimination statute(s) which may apply to the application.

The Drug-free Workplace Act of 1988(49 CFR Part 29 Sub-part F):

The State will provide a drug-free workplace by:

- a) Publishing a statement notifying employees that the unlawful manufacture, distribution, dispensing, possession or use of a controlled substance is prohibited in the grantee's workplace and specifying the actions that will be taken against employees for violation of such prohibition;
- b) Establishing a drug-free awareness program to inform employees about:
 1. The dangers of drug abuse in the workplace.
 2. The grantee's policy of maintaining a drug-free workplace.
 3. Any available drug counseling, rehabilitation, and employee assistance programs.
 4. The penalties that may be imposed upon employees for drug violations occurring in the workplace.
- c) Making it a requirement that each employee engaged in the performance of the grant be given a copy of the statement required by paragraph (a).
- d) Notifying the employee in the statement required by paragraph (a) that, as a condition of employment under the grant, the employee will—
 - 1) Abide by the terms of the statement.
 - 2) Notify the employer of any criminal drug statute conviction for a violation occurring in the workplace no later than five days after such conviction.
- e) Notifying the agency within ten days after receiving notice under subparagraph (d) (2) from an employee or otherwise receiving actual notice of such conviction.
- f) Taking one of the following actions, within 30 days of receiving notice under subparagraph (d) (2), with respect to any employee who is so convicted -
 - 1) Taking appropriate personnel action against such an employee, up to and including termination.
 - 2) Requiring such employee to participate satisfactorily in a drug abuse assistance or rehabilitation program approved for such purposes by a Federal, State, or local health, law enforcement, or other appropriate agency.
- g) Making a good faith effort to continue to maintain a drug-free workplace through implementation of paragraphs (a), (b), (c), (d), (e), and (f) above.

BUY AMERICA ACT

The State will comply with the provisions of the Buy America Act (23 USC 101 Note) which contains the following requirements:

Only steel, iron and manufactured products produced in the United States may be purchased with Federal funds unless the Secretary of Transportation determines that such domestic purchases would be inconsistent with the public interest; that such materials are not reasonably available and of a satisfactory quality; or that inclusion of domestic materials will increase the cost of the overall project contract by more than 25 percent. Clear justification for the purchase of non-domestic items must be in the form of a waiver request submitted to and approved by the Secretary of Transportation.

POLITICAL ACTIVITY (HATCH ACT).

The State will comply with the provisions of 5 U.S.C. §§ 1501-1508 and implementing regulations of 5 CFR Part 151, concerning ~~Political Activity of State or Local Offices, or Employees~~".

CERTIFICATION REGARDING FEDERAL LOBBYING

Certification for Contracts, Grants, Loans, and Cooperative Agreements

The undersigned certifies, to the best of his or her knowledge and belief, that:

(1) No Federal appropriated funds have been paid or will be paid, by or on behalf of the undersigned, to any person for influencing or attempting to influence an officer or employee of any agency, a Member of Congress, an officer or employee of Congress, or an employee of a Member of Congress in connection with the awarding of any Federal contract, the making of any Federal grant, the making of any Federal loan, the entering into of any cooperative agreement, and the extension, continuation, renewal, amendment, or modification of any Federal contract, grant, loan, or cooperative agreement.

(2) If any funds other than Federal appropriated funds have been paid or will be paid to any person for influencing or attempting to influence an officer or employee of any agency, a Member of Congress, an officer or employee of Congress, or an employee of a Member of Congress in connection with this Federal contract, grant, loan, or cooperative agreement, the undersigned shall complete and submit Standard Form-LLL, ~~Disclosure Form to Report Lobbying,~~" in accordance with its instructions.

(3) The undersigned shall require that the language of this certification be included in the award documents for all sub-award at all tiers (including subcontracts, subgrants, and contracts under grant, loans, and cooperative agreements) and that all subrecipients shall certify and disclose accordingly.

This certification is a material representation of fact upon which reliance was placed when this transaction was made or entered into. Submission of this certification is a prerequisite for making or entering into this transaction imposed by section 1352, title 31, U.S. Code. Any person who fails to file the required certification shall be subject to a civil penalty of not less than \$10,000 and not more than \$100,000 for each such failure.

RESTRICTION ON STATE LOBBYING

None of the funds under this program will be used for any activity specifically designed to urge or influence a State or local legislator to favor or oppose the adoption of any specific legislative proposal pending before any State or local legislative body. Such activities include both direct and indirect (e.g., ~~grassroots~~) lobbying activities, with one exception. This does not preclude a State official whose salary is supported with NHTSA funds from engaging in direct communications with State or local legislative officials, in accordance with customary State practice, even if such communications urge legislative officials to favor or oppose the adoption of a specific pending legislative proposal.

CERTIFICATION REGARDING DEBARMENT AND SUSPENSION

Instructions for Primary Certification

1. By signing and submitting this proposal, the prospective primary participant is providing the certification set out below.
2. The inability of a person to provide the certification required below will not necessarily result in denial of participation in this covered transaction. The prospective participant shall submit an explanation of why it cannot provide the certification set out below. The certification or explanation will be considered in connection with the department or agency's determination whether to enter into this transaction. However, failure of the prospective primary participant to furnish a certification or an explanation shall disqualify such person from participation in this transaction.
3. The certification in this clause is a material representation of fact upon which reliance was placed when the department or agency determined to enter into this transaction. If it is later determined that the prospective primary participant knowingly rendered an erroneous certification, in addition to other remedies available to the Federal Government, the department or agency may terminate this transaction for cause or default.
4. The prospective primary participant shall provide immediate written notice to the department or agency to which this proposal is submitted if at any time the prospective primary participant learns its certification was erroneous when submitted or has become erroneous by reason of changed circumstances.
5. The terms *covered transaction*, *debarred*, *suspended*, *ineligible*, *lower tier covered transaction*, *participant*, *person*, *primary covered transaction*, *principal*, *proposal*, and *voluntarily excluded*, as used in this clause, have the meaning set out in the Definitions and coverage sections of 49 CFR Part 29. You may contact the department or agency to which this proposal is being submitted for assistance in obtaining a copy of those regulations.
6. The prospective primary participant agrees by submitting this proposal that, should the proposed covered transaction be entered into, it shall not knowingly enter into any lower tier covered transaction with a person who is proposed for debarment under 48 CFR Part 9, subpart 9.4, debarred, suspended, declared ineligible, or voluntarily excluded from participation in this covered transaction, unless authorized by the department or agency entering into this transaction.
7. The prospective primary participant further agrees by submitting this proposal that it will include the clause titled "~~Certification Regarding Debarment, Suspension, Ineligibility and Voluntary Exclusion-~~ Lower Tier Covered Transaction," provided by the department or agency entering into this covered transaction, without modification, in all lower tier covered transactions and in all solicitations for lower tier covered transactions.
8. A participant in a covered transaction may rely upon a certification of a prospective participant in a lower tier covered transaction that it is not proposed for debarment under 48 CFR Part 9, subpart 9.4, debarred, suspended, ineligible, or voluntarily excluded from the covered transaction, unless it knows that the certification is erroneous. A participant may decide the method and frequency by which it determines the eligibility of its principals. Each participant may, but is not required to, check the list of Parties Excluded from Federal Procurement and Non-procurement Programs.

9. Nothing contained in the foregoing shall be construed to require establishment of a system of records in order to render in good faith the certification required by this clause. The knowledge and information of a participant is not required to exceed that which is normally possessed by a prudent person in the ordinary course of business dealings.

10. Except for transactions authorized under paragraph 6 of these instructions, if a participant in a covered transaction knowingly enters into a lower tier covered transaction with a person who is proposed for debarment under 48 CFR Part 9, subpart 9.4, suspended, debarred, ineligible, or voluntarily excluded from participation in this transaction, in addition to other remedies available to the Federal Government, the department or agency may terminate this transaction for cause or default.

Certification Regarding Debarment, Suspension, and Other Responsibility Matters-Primary Covered Transactions

1) The prospective primary participant certifies to the best of its knowledge and belief, that its principals:

- a) Are not presently debarred, suspended, proposed for debarment, declared ineligible, or voluntarily excluded by any Federal department or agency;
- b) Have not within a three-year period preceding this proposal been convicted of or had a civil judgment rendered against them for commission of fraud or a criminal offense in connection with obtaining, attempting to obtain, or performing a public (Federal, State or local) transaction or contract under a public transaction; violation of Federal or State antitrust statutes or commission of embezzlement, theft, forgery, bribery, falsification or destruction of record, making false statements, or receiving stolen property;
- c) Are not presently indicted for or otherwise criminally or civilly charged by a governmental entity (Federal, State or Local) with commission of any of the offenses enumerated in paragraph (1)(b) of this certification; and
- d) Have not within a three-year period preceding this application/proposal had one or more public transactions (Federal, State, or local) terminated for cause or default.

(2) Where the prospective primary participant is unable to certify to any of the Statements in this certification, such prospective participant shall attach an explanation to this proposal.

Instructions for Lower Tier Certification

1. By signing this form, the Florida Department of Transportation cannot and does not provide any certification on behalf of a prospective lower tier participant. Florida DOT will ensure that agreements with subgrantees contain the required language.
2. The certification in this clause is a material representation of fact upon which reliance was placed when this transaction was entered into. If it is later determined that the prospective lower tier participant knowingly rendered an erroneous certification, in addition to other remedies available to the Federal government, the department or agency with which this transaction originated may pursue available remedies, including suspension and/or debarment.

3. The prospective lower tier participant shall provide immediate written notice to the person to which this proposal is submitted if at any time the prospective lower tier participant learns that its certification was erroneous when submitted or has become erroneous by reason of changed circumstances.

4. The terms *covered transaction, debarred, suspended, ineligible, lower tier covered transaction, participant, person, primary covered transaction, principal, proposal, and voluntarily excluded*, as used in this clause, have the meanings set out in the Definition and Coverage sections of 49 CFR Part 29. You may contact the person to whom this proposal is submitted for assistance in obtaining a copy of those regulations.

5. The prospective lower tier participant agrees by submitting this proposal that, should the proposed covered transaction be entered into, it shall not knowingly enter into any lower tier covered transaction with a person who is proposed for debarment under 48 CFR Part 9, subpart 9.4, debarred, suspended, declared ineligible, or voluntarily excluded from participation in this covered transaction, unless authorized by the department or agency with which this transaction originated.

6. The prospective lower tier participant further agrees by submitting this proposal that it will include the clause titled *“Certification Regarding Debarment, Suspension, Ineligibility and Voluntary Exclusion—Lower Tier Covered Transaction,”* without modification, in all lower tier covered transactions and in all solicitations for lower tier covered transactions. (See below)

7. A participant in a covered transaction may rely upon a certification of a prospective participant in a lower tier covered transaction that it is not proposed for debarment under 48 CFR Part 9, subpart 9.4, debarred, suspended, ineligible, or voluntarily excluded from the covered transaction, unless it knows that the certification is erroneous. A participant may decide the method and frequency by which it determines the eligibility of its principals. Each participant may, but is not required to, check the List of Parties Excluded from Federal Procurement and Non-procurement Programs.

8. Nothing contained in the foregoing shall be construed to require establishment of a system of records in order to render in good faith the certification required by this clause. The knowledge and information of a participant is not required to exceed that which is normally possessed by a prudent person in the ordinary course of business dealings.

9. Except for transactions authorized under paragraph 5 of these instructions, if a participant in a covered transaction knowingly enters into a lower tier covered transaction with a person who is proposed for debarment under 48 CFR Part 9, subpart 9.4, suspended, debarred, ineligible, or voluntarily excluded from participation in this transaction, in addition to other remedies available to the Federal government, the department or agency with which this transaction originated may pursue available remedies, including suspension and/or debarment.


Certification Regarding Debarment, Suspension, Ineligibility and Voluntary Exclusion—Lower Tier Covered Transactions:

1. The prospective lower tier participant certifies, by submission of this proposal, that neither it nor its principals is presently debarred, suspended, proposed for debarment, declared ineligible, or voluntarily excluded from participation in this transaction by any Federal department or agency.

2. Where the prospective lower tier participant is unable to certify to any of the statements in this certification, such prospective participant shall attach an explanation to this proposal.

ENVIRONMENTAL IMPACT

The Governor's Representative for Highway Safety has reviewed the State's Fiscal Year 2007 highway safety planning document and hereby declares that no significant environmental impact will result from implementing this Highway Safety Plan. If, under a future revision, this Plan will be modified in such a manner that a project would be instituted that could affect environmental quality to the extent that a review and statement would be necessary, this office is prepared to take the action necessary to comply with the National Environmental Policy Act of 1969 (42 USC 4321 et seq.) and the implementing regulations of the Council on Environmental Quality (40 CFR Parts 1500-1517).



Governor's Representative for Highway Safety

8/31/2009

Date



COST SUMMARY

U.S. Department of Transportation National Highway Traffic Safety Administration

State: Florida	Highway Safety Plan Cost Summary	Page: 1
	2010-HSP-2	Report Date: 08/31/2009
	For Approval	

Program Area	Project	Desc.	Prior Approved Program Funds	State Funds	Previous Balance	Incr/(Decre)	Current Balance	Share to Local
NHTSA								
NHTSA 402								
Planning and Administration								
	PA-2010-00-00-00		\$277,644.00	\$277,644.00	\$277,644.00	\$0.00	\$277,644.00	\$0.00
	Planning & Administration Total		\$277,644.00	\$277,644.00	\$277,644.00	\$0.00	\$277,644.00	\$0.00
Alcohol								
	AL-2010-00-00-00		\$1,794,367.00	\$0.00	\$1,794,367.00	\$0.00	\$1,794,367.00	\$1,167,959.00
	Alcohol Total		\$1,794,367.00	\$0.00	\$1,794,367.00	\$0.00	\$1,794,367.00	\$1,167,959.00
Motorcycle Safety								
	MC-2010-00-00-00		\$1,058,524.00	\$0.00	\$1,058,524.00	\$0.00	\$1,058,524.00	\$33,524.00
	Motorcycle Safety Total		\$1,058,524.00	\$0.00	\$1,058,524.00	\$0.00	\$1,058,524.00	\$33,524.00
Occupant Protection								
	OP-2010-00-00-00		\$1,679,874.00	\$12,629.00	\$1,679,874.00	-\$6,262.00	\$1,673,612.00	\$359,711.00
	Occupant Protection Total		\$1,679,874.00	\$12,629.00	\$1,679,874.00	-\$6,262.00	\$1,673,612.00	\$359,711.00
Pedestrian/Bicycle Safety								
	PS-2010-00-00-00		\$1,031,348.00	\$0.00	\$1,031,348.00	\$0.00	\$1,031,348.00	\$711,602.00
	Pedestrian/Bicycle Safety Total		\$1,031,348.00	\$0.00	\$1,031,348.00	\$0.00	\$1,031,348.00	\$711,602.00
Police Traffic Services								
	PT-2010-00-00-00		\$3,886,214.00	\$0.00	\$3,886,214.00	\$0.00	\$3,886,214.00	\$1,755,500.00
	Police Traffic Services Total		\$3,886,214.00	\$0.00	\$3,886,214.00	\$0.00	\$3,886,214.00	\$1,755,500.00
Traffic Records								
	TR-2010-00-00-00		\$1,039,426.00	\$0.00	\$1,039,426.00	\$0.00	\$1,039,426.00	\$332,969.00
	Traffic Records Total		\$1,039,426.00	\$0.00	\$1,039,426.00	\$0.00	\$1,039,426.00	\$332,969.00
Community Traffic Safety Project								
	CP-2010-00-00-00		\$1,303,809.00	\$0.00	\$1,303,809.00	\$0.00	\$1,303,809.00	\$581,250.00
	Community Traffic Safety Project Total		\$1,303,809.00	\$0.00	\$1,303,809.00	\$0.00	\$1,303,809.00	\$581,250.00

U.S. Department of Transportation National Highway Traffic Safety Administration

State: Florida	Highway Safety Plan Cost Summary	Page: 2
	2010-HSP-2	Report Date: 08/31/2009
	For Approval	

Program Area	Project	Desc.	Prior Approved Program Funds	State Funds	Previous Balance	Incre/(Decre)	Current Balance	Share to Local
Roadway Safety								
	RS-2010-00-00-00		\$425,200.00	\$.00	\$425,200.00	\$.00	\$425,200.00	\$277,200.00
	Roadway Safety Total		\$425,200.00	\$.00	\$425,200.00	\$.00	\$425,200.00	\$277,200.00
Speed Control								
	SC-2010-00-00-00		\$1,286,101.00	\$.00	\$1,286,101.00	\$.00	\$1,286,101.00	\$1,286,101.00
	Speed Control Total		\$1,286,101.00	\$.00	\$1,286,101.00	\$.00	\$1,286,101.00	\$1,286,101.00
Paid Advertising								
	PM-2010-00-00-00		\$1,370,000.00	\$.00	\$1,370,000.00	\$.00	\$1,370,000.00	\$.00
	Paid Advertising Total		\$1,370,000.00	\$.00	\$1,370,000.00	\$.00	\$1,370,000.00	\$.00
	NHTSA 402 Total		\$15,152,507.00	\$290,273.00	\$15,152,507.00	-\$6,262.00	\$15,146,245.00	\$6,505,816.00
405 OP SAFETEA-LU								
	K2-2010-00-00-00		\$312,548.00	\$10,000.00	\$312,548.00	\$.00	\$312,548.00	\$312,548.00
	405 Occupant Protection Total		\$312,548.00	\$10,000.00	\$312,548.00	\$.00	\$312,548.00	\$312,548.00
405 Paid Media								
	K2PM-2010-00-00-00		\$1,005,402.00	\$.00	\$1,005,402.00	\$.00	\$1,005,402.00	\$.00
	405 Paid Media Total		\$1,005,402.00	\$.00	\$1,005,402.00	\$.00	\$1,005,402.00	\$.00
	405 OP SAFETEA-LU Total		\$1,317,950.00	\$10,000.00	\$1,317,950.00	\$.00	\$1,317,950.00	\$312,548.00
NHTSA 406								
	K4OP-2010-00-00-00		\$66,852.00	\$.00	\$66,852.00	\$93,148.00	\$160,000.00	\$.00
	406 Occupant Protection Total		\$66,852.00	\$.00	\$66,852.00	\$93,148.00	\$160,000.00	\$.00
406 Police Traffic Services								
	K4PT-2010-00-00-00		\$840,000.00	\$.00	\$840,000.00	\$.00	\$840,000.00	\$740,000.00
	406 Police Traffic Services Total		\$840,000.00	\$.00	\$840,000.00	\$.00	\$840,000.00	\$740,000.00

14-2

U.S. Department of Transportation National Highway Traffic Safety Administration

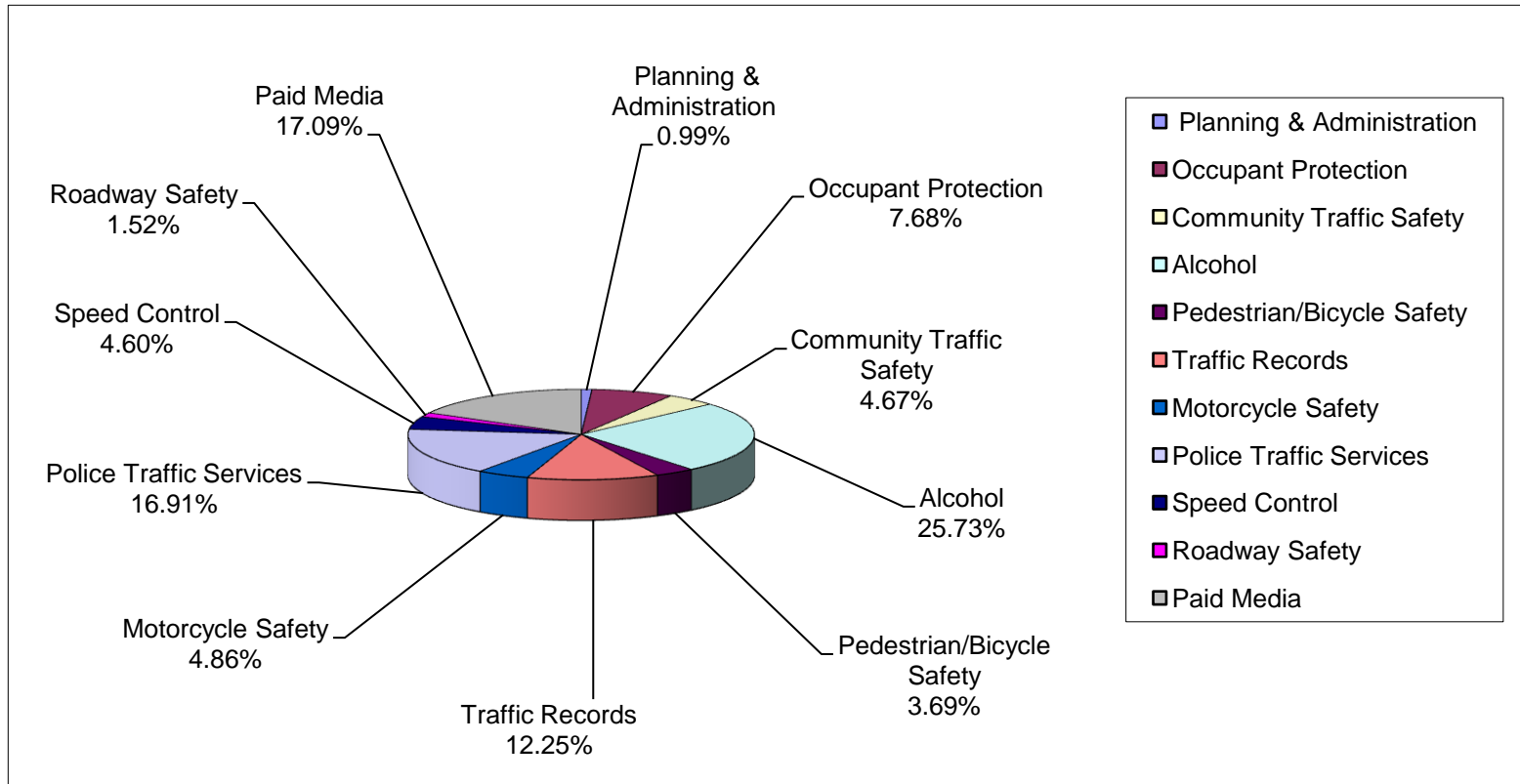
State: Florida	Highway Safety Plan Cost Summary	Page: 3
	2010-HSP-2	Report Date: 08/31/2009
	For Approval	


Program Area	Project	Desc.	Prior Approved Program Funds	State Funds	Previous Balance	Incre/(Decre)	Current Balance	Share to Local
406 Child Restraint								
	K4CR-2010-00-00-00		\$93,148.00	\$.00	\$93,148.00	-\$93,148.00	\$.00	\$.00
	406 Child Restraint Total		\$93,148.00	\$.00	\$93,148.00	-\$93,148.00	\$.00	\$.00
	NHTSA 406 Total		\$1,000,000.00	\$.00	\$1,000,000.00	\$.00	\$1,000,000.00	\$740,000.00
408 Data Program SAFETEA-LU								
	K9-2010-00-00-00		\$2,385,157.00	\$.00	\$2,385,157.00	\$.00	\$2,385,157.00	\$200,000.00
	408 Data Program Incentive Total		\$2,385,157.00	\$.00	\$2,385,157.00	\$.00	\$2,385,157.00	\$200,000.00
	408 Data Pro. SAFETEA-LU Total		\$2,385,157.00	\$.00	\$2,385,157.00	\$.00	\$2,385,157.00	\$200,000.00
410 Alcohol SAFETEA-LU								
	K8-2010-00-00-00		\$5,396,336.00	\$98,774.00	\$5,396,336.00	\$.00	\$5,396,336.00	\$2,326,006.00
	410 Alcohol SAFETEA-LU Total		\$5,396,336.00	\$98,774.00	\$5,396,336.00	\$.00	\$5,396,336.00	\$2,326,006.00
410 Alcohol SAFETEA-LU Paid Media								
	K8PM-2010-00-00-00		\$2,400,000.00	\$.00	\$2,400,000.00	\$.00	\$2,400,000.00	\$.00
	410 Alcohol SAFETEA-LU PM Total		\$2,400,000.00	\$.00	\$2,400,000.00	\$.00	\$2,400,000.00	\$.00
	410 Alcohol SAFETEA-LU Total		\$7,796,336.00	\$98,774.00	\$7,796,336.00	\$.00	\$7,796,336.00	\$2,326,006.00
2010 Motorcycle Safety								
	K6-2010-00-00-00		\$300,197.00	\$.00	\$300,197.00	\$.00	\$300,197.00	\$.00
	2010 Motorcycle Safety Incentive Total		\$300,197.00	\$.00	\$300,197.00	\$.00	\$300,197.00	\$.00
	2010 Motorcycle Safety Total		\$300,197.00	\$.00	\$300,197.00	\$.00	\$300,197.00	\$.00
	NHTSA Total		\$27,952,147.00	\$399,047.00	\$27,952,147.00	-\$6,262.00	\$27,945,885.00	\$10,084,370.00
	Total		\$27,952,147.00	\$399,047.00	\$27,952,147.00	-\$6,262.00	\$27,945,885.00	\$10,084,370.00

Financial Summary

FY 2010 Highway Safety Performance Plan

Program Area	402	405	406	408	410	163	2010	Total	% of Total
Planning & Administration	\$277,644							\$277,644	0.99%
Occupant Protection	\$1,673,612	\$312,548	\$160,000					\$2,146,160	7.68%
Community Traffic Safety	\$1,303,809							\$1,303,809	4.67%
Alcohol	\$1,794,367				\$5,396,336			\$7,190,703	25.73%
Pedestrian/Bicycle Safety	\$1,031,348							\$1,031,348	3.69%
Traffic Records	\$1,039,426			\$2,385,157				\$3,424,583	12.25%
Motorcycle Safety	\$1,058,524						\$300,197	\$1,358,721	4.86%
Police Traffic Services	\$3,886,214		\$840,000					\$4,726,214	16.91%
Speed Control	\$1,286,101							\$1,286,101	4.60%
Roadway Safety	\$425,200							\$425,200	1.52%
Paid Media	\$1,370,000	\$1,005,402			\$2,400,000			\$4,775,402	17.09%
TOTAL	\$15,146,245	\$1,317,950	\$1,000,000	\$2,385,157	\$7,796,336	\$0	\$300,197	\$27,945,885	100.00%





**Florida Department of Transportation
State Safety Office
Traffic Safety Section**