


IOWA HIGHWAY SAFETY PLAN



Governor's Traffic Safety Bureau

FFY 2006



Measuring the Success of Iowa's Highway Safety Programs and Initiatives

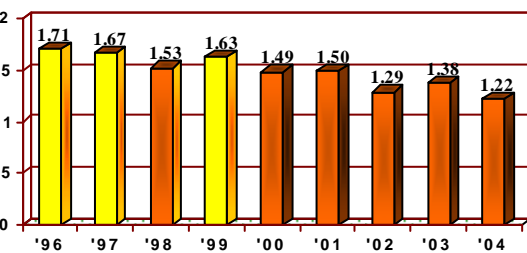
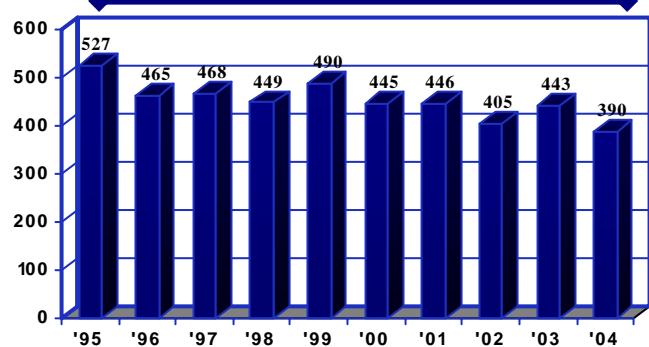
Data provides a critical measure of the ultimate impact of federally-funded programs and countermeasures on the safety of Iowa's roadways. The following section summarizes some key highway safety performance measures and the progress Iowa is making towards a safer roadway environment and a better quality of life for all Iowans.

Traffic Deaths & Iowa's Mileage Death Rate

Iowa traffic fatalities reached a 59-year low in 2004, falling below 400 for the first time since 1945. Traffic deaths totaled 390, down 53 or 12% from the 2003 total of 443. Significant declines in alcohol/impaired driving traffic deaths and fewer motorcycle crash fatalities were two big factors in the record low fatality year. Impaired driving deaths fell nearly 27%, declining from 124 to 90, by far the lowest total on record.

Iowa's .08 law, enacted July 1, 2003, certainly played a part in the decline in impaired driving fatalities. Motorcycle deaths declined from 51 in 2003 to 37 in 2004, a 27% decline. A comprehensive motorcycle safety campaign involving highway safety officials, motorcycle licensing personnel and motorcycle rider associations raised public awareness about this important safety issue. Since federally-funded highway safety programs were initiated in the early 1970s, traffic fatalities in Iowa have declined by more than 57% falling from 912 in 1970 to 390 last year. Factors such as dramatic improvements in safety belt use, reductions in the incidence of impaired driving, better roads, safer vehicles and improved emergency medical services have all played a key role in reducing highway crash tragedies. In FFY 2006, Iowa will continue its comprehensive coordinated effort to become the first non-west coast state in the nation to achieve 95% safety belt usage.

Iowa Traffic Fatalities

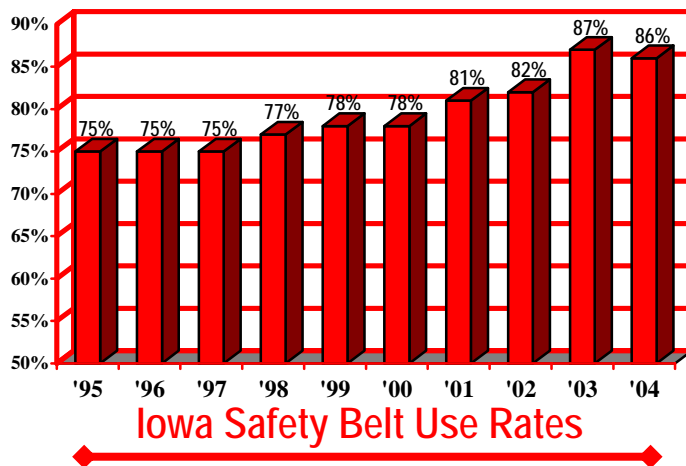


Iowa Traffic Fatality Rates

Iowa's fatality rate per 100 million vehicle miles traveled was the lowest in the State's history in 2004 at 1.22 deaths per 100 million VMT. Iowa's rate is now well below the national average of 1.48 despite being a rural state with one of the oldest populations and a much higher level of commercial vehicle travel, all factors which push fatality rates higher.

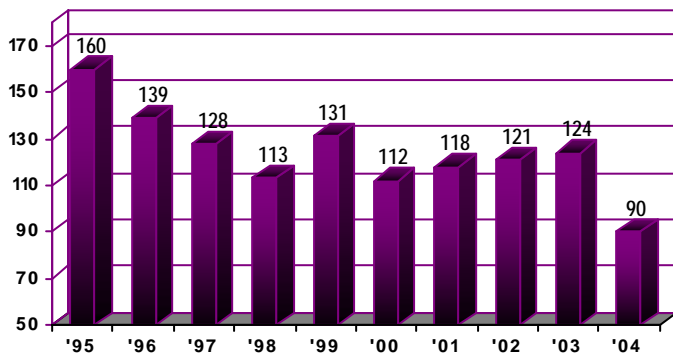
Safety Belt Use

Lack of a safety belt remains a major contributor to death and serious injury in Iowa, despite a usage rate of 86% that puts Iowa among the top 12 states in the nation and second among the 12 states in the greater Midwest. Usage rates have continued to climb with 73% just a decade ago. Each percent of increase means at least 28,000 more Iowans are buckling up.



Impaired Driving

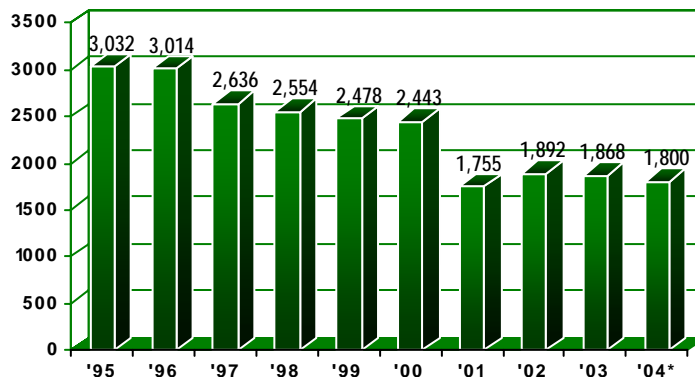
From a highway safety standpoint, Iowa has made its most dramatic progress in this crucial area. Since 1995 alone, annual alcohol-related fatalities have declined by 70. While final national alcohol fatality numbers for 2004 are not yet complete, Iowa will be among the best three states in the nation. Alcohol-related injuries have also declined by nearly 55% since 1990.



Alcohol-Related Fatalities

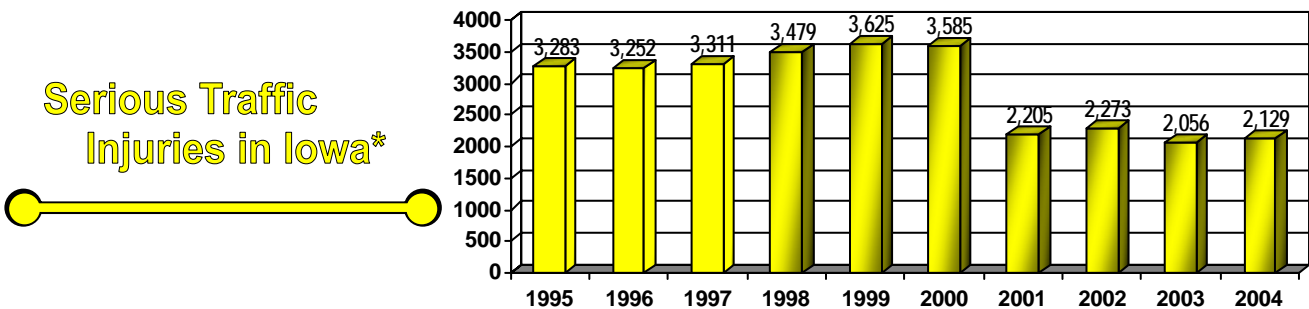
Alcohol-Related Injuries

2004 Alcohol-Related Injuries are Estimated*



Traffic Injuries

Traffic injuries and serious traffic injury rates per 100 million vehicle miles traveled have been declining. Overall traffic injuries are down nearly 30% since the mid 1990s and serious injuries are down by an even larger margin. Increased safety belt use and the decline in impaired driving related injuries and serious injuries have both contributed to the overall decline in serious and non-serious injuries.



*Changes in the crash reporting form occurred in 2001.

Key Goals

From the Objectives section of this Plan, several universal goals stand out, including:

- Achieve/maintain an overall traffic fatality rate of 1.4 fatalities per 100 million VMT or lower by the end of FFY 2006.
- Achieve/maintain a serious traffic injury rate of 8.0 serious injuries per 100 million VMT or fewer by the end of FFY 2006.
- Achieve/maintain an alcohol-related fatality rate of .38 fatalities per 100 million VMT or lower by the end of FFY 2006.
- Achieve a statewide safety belt use rate of 95% by the end of FFY 2008.

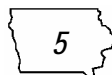
HSP 2006

Objectives

**IOWA'S
PLANS
FOR
SUCCESS**

2006

HIGHWAY SAFETY PROGRAM



Planning & Administration

- ⌚ To provide the management/financial expertise necessary to plan, contract, monitor and evaluate Iowa's highway safety program.

- ⌚ To provide the administrative capabilities necessary to support total program efforts.

- ⌚ To provide fiscal training and information to contractors.

Alcohol Program

- ⌚ To maintain or increase total OWI enforcement contacts in the project area.
- ⌚ To maintain at least an 85% statewide OWI conviction rate.
- ⌚ To provide specialized, alcohol-related traffic safety education to judges, prosecutors, law enforcement officers and students.
- ⌚ To provide technical and analytical expertise to Iowa agencies implementing alcohol and other drug programs.
- ⌚ To achieve and maintain 28% or fewer alcohol-related fatalities by the end of FFY 2006.
- ⌚ To achieve and maintain an alcohol-related fatality rate of .38 fatalities per 100 million VMT or lower by the end of FFY 2006.
- ⌚ To achieve and maintain an alcohol-related injury rate of 6.0 injuries per 100 million VMT or lower by the end of FFY 2006.

Occupant Protection Program

- ⌚ To enhance the motoring public's use of safety belts/child restraints through programs targeted for enforcement, educators and the general public.
- ⌚ To measure and evaluate safety belt/child restraint use in Iowa and to disseminate occupant protection information to target audiences through publications and conferences.
- ⌚ To initiate safety belt and child passenger safety programs aimed at low use populations (e.g., young adults) with special emphasis on children ages 0-8 and youth through age 18.
- ⌚ To achieve a statewide safety belt use rate of 95% by the end of FFY 2008.
- ⌚ To achieve a statewide child restraint use rate of 90% by the end of FFY 2006.
- ⌚ To provide support for the implementation of Iowa's upgraded child restraint law.

2006-HSP-2+3+4

2006-HCS-1+2+3

Police Traffic Services Program

- ⌚ To promote the motoring public's awareness of traffic safety considerations through targeted educational materials aimed at high-risk populations.
- ⌚ To promote cooperative, multi-agency law enforcement initiatives directed at identified high-risk problem areas.
- ⌚ To reduce statewide traffic fatalities by 2% by the end of FFY 2006.
- ⌚ To achieve and maintain a statewide traffic fatality rate of 1.4 fatalities per 100 million VMT or lower by the end of FFY 2006.
- ⌚ To achieve and maintain a statewide serious traffic injury rate of 8.0 serious injuries per 100 million VMT or lower by the end of FFY 2006.

Program Management

- ⌚ To provide the program management expertise to prepare, implement and monitor state and local federal highway safety programs.
- ⌚ To provide staff capabilities necessary to support total program efforts.
- ⌚ To provide the technical and analytical expertise necessary to plan and evaluate highway safety programs.
- ⌚ To provide and participate in technology sharing endeavors at the local, state and national levels.

Pedestrian/Bicycle Safety Program

- ⌚ To encourage the use of bicycle helmets through educational programs, information and other awareness heightening methods.

- ⌚ To provide information on safe off-the-road bicycling alternatives throughout the state to reduce vehicle-bicycle crashes.

- ⌚ To develop comprehensive pedestrian/bicycle safety programs in communities.

Roadway Safety Program

- ⌚ To provide the contractual services necessary to complete traffic engineering studies at the city and county levels where such expertise is not available.

- ⌚ To participate in training programs designed to enhance the traffic safety expertise of engineers, traffic technicians and maintenance personnel at the state, county and city levels.

Youth/Alcohol Program

- ⌚ To encourage and promote the development and implementation of youth/alcohol education and prevention programs for elementary, junior high, high school and college students.
- ⌚ To support the enforcement of Iowa's .02 BAC law for drivers under the age of 21 and other laws pertaining to the purchase and consumption of alcohol by underage persons.
- ⌚ To reduce/maintain the involvement of 15-24 year old drivers as a percent of all drinking drivers in fatal crashes at 28% or less by the end of FFY 2006.
- ⌚ To reduce/maintain the involvement of 15-24 year old drivers as a percent of all drinking drivers in injury crashes at 30% or less by the end of FFY 2006.

Seat Belt Use Incentive Program

(Section 157)

- ⌚ To improve occupant protection use in smaller towns and rural communities, at-risk populations, with a combination of education, public information and enforcement.
- ⌚ To establish and support, using the sSTEP model, occupant protection education/enforcement programs with local law enforcement agencies throughout Iowa.
- ⌚ To improve, collectively, safety belt usage in participating communities by at least 3% during FFY 2006.
- ⌚ To achieve a statewide safety belt usage rate of 95% by the end of FFY 2008.

Seat Belt Use Innovative Program

(Section 157I)

- ⌚ To expand public awareness on the correct use of seat belts and child restraints using a statewide media effort.

- ⌚ To expand sTEP Model, occupant protection education/enforcement programs with Iowa enforcement agencies.

- ⌚ To achieve a statewide safety belt usage rate of 95% by the end of FFY 2008.

OWI Prevention Program

(Section 163)

- ⌚ To increase OWI enforcement contacts in the top 40 alcohol problem counties.
- ⌚ To achieve and maintain an alcohol-related fatality rate of .38 fatalities per 100 million VMT or lower by the end of FFY 2006.
- ⌚ To achieve and maintain an alcohol-related injury rate of 6.0 injuries per 100 million VMT or lower by the end of FFY 2006.

Occupant Protection Incentive Program

(Section 405a)

- ⌚ To continue one FTE to manage child passenger safety programs in Iowa and continue development of child safety seat fit stations providing education on all phases of the proper use of child occupant protection systems.
- ⌚ To purchase and distribute child safety seats, including booster seats, for distribution at checkup events/fit stations when child safety seats are unsafe to use.
- ⌚ To provide at least two 4-day certification training sessions in the proper use of child safety seats.
- ⌚ To conduct one annual conference and six regional training updates for certified Child Passenger Safety Technicians.
- ⌚ To develop and purchase educational/promotional materials to support training, checkup events and fit stations.
- ⌚ To conduct and publicize a statewide child restraint usage survey.

Occupant Protection Incentive Program

(continued)

- ⌚ To support Iowa's sTEP effort by funding the sTEP Coordinator's salary and travel expenses.
- ⌚ To continue to provide occupant protection training for law enforcement through the Iowa Law Enforcement Academy.
- ⌚ To work with the Iowa-Illinois Safety Council to continue and expand Iowa's successful occupant protection program with businesses and corporations.
- ⌚ To work with at-risk young drivers especially in rural communities in cooperation with Farm Safety 4 Just Kids.

Traffic Records Data Improvement Program

(Section 408)

- ⌚ To continue a state Traffic Safety Data Service improving data availability and utilization by key decision-makers.
- ⌚ To enhance statewide electronic crash reporting through the Traffic Records and Crime Software System (TraCS).

Alcohol Incentive Program

(Section 410)

- ⌚ To support compliance of Iowa's OWI, .02 BAC, Open Container and Underage Possession laws utilizing a combination of education and enforcement including corridor events, saturation patrols and safety checkpoints.
- ⌚ To enhance coordination of alcohol-related education and enforcement activities across the state including technical, analytical and logistical support for corridor events.
- ⌚ To support training for Iowa law enforcement personnel regarding impaired driving, especially impairment resulting from the use of drugs other than alcohol.
- ⌚ To achieve/maintain an alcohol-related fatality rate of .38 fatalities per 100 million VMT or lower by the end of FFY 2006.
- ⌚ To achieve and maintain an alcohol-related injury rate of 6.0 injuries per 100 million VMT or lower by the end of FFY 2006.

Traffic Records Program

(Section 411)

- ⌚ To improve traffic records and highway safety data systems in Iowa as a result of the conduct and completion of a statewide traffic records assessment.

2006-HSP-2+3+4

2006-HCS-1+2+3

Child Passenger Safety Education Program

(Section 2003b)

- ⌚ To increase the correct use of child restraints utilizing PSAs demonstrating appropriate installation and use.

- ⌚ To promote the correct use of child restraints with educational brochures and other materials available in both English and Spanish.

- ⌚ To further expand and implement the booster seat component of Iowa's child passenger safety education campaign.


**IOWA'S
PLANS
FOR
FUNDING
2006 HIGHWAY
SAFETY PROGRAM**

State of Iowa Cost Summary – FFY 2006

| Program Area Code | HSP Approved Program Funds | State/Local Funds | -----Federally Funded Programs----- | | | Federal Share to Local |
|----------------------|-------------------------------|----------------------|-------------------------------------|--------------------|--------------------|---------------------------|
| | | | Previous Balance | Increase/Decrease | Current Balance | |
| PA-06-01 | \$150,000 | \$150,000 | \$20,000 | \$15,820 | \$35,820 | \$0 |
| AL-06-02 | \$812,620 | \$111,983 | \$100,000 | \$348,620 | \$448,620 | \$331,620 |
| OP-06-03 | \$698,968 | \$41,011 | \$100,000 | \$281,968 | \$381,968 | \$135,968 |
| PT-06-04 | \$917,075 | \$1,905,766 | \$100,000 | \$222,075 | \$322,075 | \$265,075 |
| PS-06-08 | \$30,000 | \$5,300 | \$15,000 | \$15,000 | \$30,000 | \$30,000 |
| TR-06-09 | \$27,000 | \$0 | \$0 | \$27,000 | \$27,000 | \$27,000 |
| RS-06-10 | \$150,000 | \$31,500 | \$20,000 | \$65,000 | \$85,000 | \$85,000 |
| YA-06-11 | \$85,000 | \$81,805 | \$25,000 | \$41,035 | \$66,035 | \$66,035 |
| 157OP-06-00 | \$1,348,353 | \$500,000 | \$593,520 | \$754,833 | \$1,348,353 | \$1,298,353 |
| IPM3-06-00 | \$79,658 | \$0 | \$80,000 | (\$342) | \$79,658 | \$0 |
| IN3-06-00 | \$76,542 | \$0 | \$5,000 | \$71,542 | \$76,542 | \$16,542 |
| IN5-06-00 | \$97,265 | \$0 | \$75,000 | \$22,265 | \$97,265 | \$97,265 |
| J2-06-00 | \$1,437,939 | \$655,000 | \$1,136,200 | \$301,739 | \$1,437,939 | \$1,367,939 |
| J3-06-00 | \$8,408 | \$10,000 | \$8,000 | \$408 | \$8,408 | \$0 |
| J8-06-00 | \$1,741,337 | \$903,864 | \$1,267,200 | \$474,137 | \$1,741,337 | \$1,694,337 |
| J9-06-00 | \$1,050 | \$25,000 | \$0 | \$1,050 | \$1,050 | \$1,050 |
| Total | \$7,661,215 | \$4,421,229 | \$3,544,920 | \$2,642,150 | \$6,187,070 | \$5,416,184 |

24

2006-HSP-2+3+4
2006-HCS-1+2+3



Planning & Administration

| Program Area Code | Contracting Agency | Total Costs | Federal Share | State Share | Local Share | Local Benefit |
|----------------------|----------------------------------|------------------|------------------|------------------|----------------|------------------|
| PA-06-01-01 | Governor's Traffic Safety Bureau | \$300,000 | \$150,000 | \$150,000 | | \$0 |
| | (Personal Services | \$243,000) | | | | |
| | (Commodities: | \$15,000) | | | | |
| | (Indirect Costs: | \$42,000) | | | | |
| | TOTAL | \$300,000 | \$150,000 | \$150,000 | \$0 | \$0 |

Alcohol Programs

| Program Area Code | Contracting Agency | Total Costs | Federal Share | State Share | Local Share | Local Benefit |
|----------------------|--|------------------|------------------|-----------------|-----------------|------------------|
| AL-06-02-01 | Burlington Police Department | \$22,052 | \$15,000 | \$0 | \$7,052 | \$15,000 |
| AL-06-02-02 | Clive Police Department | \$12,760 | \$5,370 | \$0 | \$7,390 | \$5,370 |
| AL-06-02-03 | Coralville Police Department | \$18,000 | \$6,300 | \$0 | \$11,700 | \$6,300 |
| AL-06-02-04 | Des Moines Police Department | \$22,500 | \$16,875 | \$0 | \$5,625 | \$16,875 |
| AL-06-02-05 | Hiawatha Police Department | \$6,200 | \$4,650 | \$0 | \$1,550 | \$4,650 |
| AL-06-02-06 | Keokuk Police Dept - cancelled | \$0 | \$0 | \$0 | \$0 | \$0 |
| AL-06-02-07 | State Court Administrator's Office | \$14,000 | \$14,000 | \$0 | \$0 | \$14,000 |
| AL-06-02-08 | Prosecuting Attorneys Training Coordinator | \$187,836 | \$157,000 | \$30,836 | \$0 | \$157,000 |
| AL-06-02-09 | Iowa Law Enforcement Academy | \$106,100 | \$100,000 | \$6,100 | \$0 | \$100,000 |
| AL-06-02-10 | Woodbury County Sheriff's Office | \$16,300 | \$12,225 | \$0 | \$4,075 | \$12,225 |
| AL-06-02-11 | Division of Criminal Investigation | \$15,000 | \$15,000 | \$0 | \$0 | \$15,000 |
| AL-06-02-12 | The Integer Group | \$75,000 | \$75,000 | \$0 | \$0 | \$0 |
| AL-06-02-13 | Iowa City Police Department | \$33,500 | \$21,000 | \$0 | \$12,500 | \$21,000 |
| AL-06-02-14 | Pottawattamie County Sheriff's Office | \$25,500 | \$11,500 | \$0 | \$14,000 | \$11,500 |
| AL-06-02-16 | GTSB - printing | \$25,000 | \$25,000 | \$0 | \$0 | \$25,000 |
| AL-06-02-17 | Drug Evaluation & Classification Program | \$5,000 | \$5,000 | \$0 | \$0 | \$5,000 |
| AL-06-02-19 | Marion Police Department | \$22,000 | \$22,000 | \$0 | \$0 | \$22,000 |
| AL-06-02-20 | Muscatine Police Department | \$19,400 | \$14,500 | \$0 | \$4,900 | \$14,500 |
| AL-06-02-21 | Perry Police Department | \$13,455 | \$7,200 | \$0 | \$6,255 | \$7,200 |
| AL-06-02-22 | GTSB - travel | \$5,000 | \$5,000 | \$0 | \$0 | \$5,000 |
| TOTAL | | \$644,603 | \$532,620 | \$36,936 | \$75,047 | \$457,620 |

2006-HSP-2+3+4
2006-HCS-1+2+3

Occupant Protection Programs

| Program Area Code | Contracting Agency | Total Costs | Federal Share | State Share | Local Share | Local Benefit |
|----------------------|--------------------------------------|------------------|------------------|-----------------|----------------|------------------|
| OP-06-03-01 | The Integer Group | \$75,000 | \$75,000 | \$0 | \$0 | \$0 |
| OP-06-03-03 | Governor's Traffic Safety Bureau | \$41,000 | \$41,000 | \$0 | \$0 | \$41,000 |
| OP-06-03-05 | Cerro Gordo County Sheriff's Office | \$15,100 | \$15,100 | \$0 | \$0 | \$15,100 |
| OP-06-03-06 | Marshall County Sheriff's Office | \$13,563 | \$10,400 | \$0 | \$3,163 | \$10,400 |
| OP-06-03-07 | GTSB-printing | \$55,000 | \$55,000 | \$0 | \$0 | \$55,000 |
| OP-06-03-08 | Iowa State Patrol - C.A.R.E. | \$125,000 | \$125,000 | \$0 | \$0 | \$0 |
| OP-06-03-09 | Iowa State Patrol | \$170,000 | \$135,000 | \$35,000 | \$0 | \$30,000 |
| OP-06-03-10 | Marshalltown Police Department | \$12,848 | \$10,000 | \$0 | \$2,848 | \$10,000 |
| OP-06-03-11 | Special Occupant Protection-printing | \$27,468 | \$27,468 | \$0 | \$0 | \$27,468 |
| OP-06-03-13 | GTSB - travel | \$5,000 | \$5,000 | \$0 | \$0 | \$5,000 |
| TOTAL | | \$539,979 | \$498,968 | \$35,000 | \$6,011 | \$193,968 |

Police Traffic Services Programs

| Program Area Code | Contracting Agency | Total Costs | Federal Share | State Share | Local Share | Local Benefit |
|-------------------|-------------------------------------|--------------------|------------------|--------------------|------------------|------------------|
| PT-06-04-01 | Bettendorf Police Department | \$26,460 | \$10,875 | \$0 | \$15,585 | \$10,875 |
| PT-06-04-02 | Ames Police Department | \$1,500 | \$1,500 | \$0 | \$0 | \$1,500 |
| PT-06-04-03 | Ankeny Police Department | \$17,600 | \$17,600 | \$0 | \$0 | \$17,600 |
| PT-06-04-04 | Cedar Falls Police Department | \$10,328 | \$1,000 | \$0 | \$9,328 | \$1,000 |
| PT-06-04-05 | Clinton County Sheriff's Office | \$3,000 | \$3,000 | \$0 | \$0 | \$3,000 |
| PT-06-04-06 | Council Bluffs Police Department | \$18,500 | \$13,875 | \$0 | \$4,625 | \$13,875 |
| PT-06-04-07 | Des Moines County Sheriff's Office | \$4,500 | \$4,500 | \$0 | \$0 | \$4,500 |
| PT-06-04-08 | Dubuque County Sheriff's Office | \$19,490 | \$9,525 | \$0 | \$9,965 | \$9,525 |
| PT-06-04-09 | Clinton Police Department | \$31,250 | \$11,000 | \$0 | \$20,250 | \$11,000 |
| PT-06-04-10 | Davenport Police Department | \$25,000 | \$25,000 | \$0 | \$0 | \$25,000 |
| PT-06-04-11 | DeWitt Police Department | \$14,821 | \$10,300 | \$0 | \$4,521 | \$10,300 |
| PT-06-04-12 | Dubuque Police Department | \$25,800 | \$25,800 | \$0 | \$0 | \$25,800 |
| PT-06-04-13 | Eldridge Police Department | \$1,500 | \$1,500 | \$0 | \$0 | \$1,500 |
| PT-06-04-14 | Ankeny Police Department - CIT ST F | \$7,500 | \$7,500 | \$0 | \$0 | \$7,500 |
| PT-06-04-15 | Mason City Police Department | \$9,000 | \$6,750 | \$0 | \$2,250 | \$6,750 |
| PT-06-04-16 | Ft. Madison Police Department | \$1,500 | \$1,500 | \$0 | \$0 | \$1,500 |
| PT-06-04-17 | Gilman Police Department | \$1,500 | \$1,500 | \$0 | \$0 | \$1,500 |
| PT-06-04-18 | GT SB Cooperation | \$500,000 | \$500,000 | \$0 | \$0 | \$500,000 |
| PT-06-04-19 | Newton Police Department | \$32,266 | \$6,900 | \$0 | \$25,366 | \$6,900 |
| PT-06-04-20 | Ottumwa Police Department | \$23,558 | \$9,750 | \$0 | \$13,808 | \$9,750 |
| PT-06-04-21 | Scott County Sheriff's Office | \$21,200 | \$10,500 | \$0 | \$10,700 | \$10,500 |
| PT-06-04-22 | Johnston Police Department | \$12,810 | \$6,300 | \$0 | \$6,510 | \$6,300 |
| PT-06-04-23 | Jasper County Sheriff's Office | \$12,401 | \$8,400 | \$0 | \$4,001 | \$8,400 |
| PT-06-04-24 | Johnson County Sheriff's Office | \$28,650 | \$11,400 | \$0 | \$17,250 | \$11,400 |
| PT-06-04-25 | Lee County Sheriff's Office | \$11,000 | \$11,000 | \$0 | \$0 | \$11,000 |
| PT-06-04-26 | Pleasant Hill Police Department | \$19,664 | \$13,000 | \$0 | \$6,664 | \$13,000 |
| PT-06-04-27 | Story County Sheriff's Office | \$10,500 | \$10,500 | \$0 | \$0 | \$10,500 |
| PT-06-04-28 | Warren County Sheriff's Office | \$1,500 | \$1,500 | \$0 | \$0 | \$1,500 |
| PT-06-04-29 | Robins Police Department | \$9,543 | \$4,600 | \$0 | \$4,943 | \$4,600 |
| PT-06-04-30 | Waterloo Police Department | \$1,500 | \$1,500 | \$0 | \$0 | \$1,500 |
| PT-06-04-31 | West Des Moines Police Department | \$6,000 | \$6,000 | \$0 | \$0 | \$6,000 |
| PT-06-04-32 | Linn County Sheriff's Office | \$3,000 | \$3,000 | \$0 | \$0 | \$3,000 |
| PT-06-04-33 | Soft Match | \$1,750,000 | \$0 | \$1,750,000 | \$0 | \$0 |
| PT-06-04-34 | Travel | \$5,000 | \$5,000 | \$0 | \$0 | \$5,000 |
| TOTAL | | \$2,667,841 | \$762,075 | \$1,750,000 | \$155,766 | \$762,075 |

Program Management

| Program Area Code | Contracting Agency | Total Costs | Federal Share | State Share | Local Share | Local Benefit |
|-------------------|----------------------------------|------------------|------------------|-------------|-------------|-----------------|
| | Governor's Traffic Safety Bureau | \$575,000 | \$575,000 | | | \$9,000 |
| | Personal Services: | \$467,000 | | | | |
| | Commodities: | \$28,000 | | | | |
| | Equipment: | \$20,000 | | | | |
| | Indirect Costs: | \$60,000 | | | | |
| AL-06-07-01 | Alcohol | (\$260,000) | | | | |
| OP-06-07-01 | Occupant Protection | (\$180,000) | | | | |
| PT-06-07-01 | Police Traffic Services | (\$135,000) | | | | |
| | Iowa State University | \$60,000 | \$60,000 | | | \$60,000 |
| AL-06-07-02 | Alcohol | (\$20,000) | | | | |
| OP-06-07-02 | Occupant Protection | (\$20,000) | | | | |
| PT-06-07-02 | Police Traffic Services | (\$20,000) | | | | |
| | TOTAL | \$635,000 | \$635,000 | \$0 | \$0 | \$69,000 |

Pedestrian/Bicycle Safety Programs

| Program Area Code | Contracting Agency | Total Costs | Federal Share | State Share | Local Share | Local Benefit |
|----------------------|-----------------------------|-----------------|------------------|----------------|----------------|------------------|
| PS-06-08-01 | Department of Public Health | \$10,000 | \$10,000 | \$0 | \$0 | \$10,000 |
| PS-06-08-02 | Iowa State Patrol-Bicycle | \$15,000 | \$15,000 | \$0 | \$0 | \$15,000 |
| PS-06-08-03 | Great River Medical Center | \$10,300 | \$5,000 | \$0 | \$5,300 | \$5,000 |
| | TOTAL | \$35,300 | \$30,000 | \$0 | \$5,300 | \$30,000 |

Roadway Safety Programs

| Program Area Code | Contracting Agency | Total Costs | Federal Share | State Share | Local Share | Local Benefit |
|----------------------|---------------------|------------------|------------------|-----------------|----------------|------------------|
| RS-06-10-01 | DOT - Circuit Rider | \$50,000 | \$50,000 | \$0 | \$0 | \$50,000 |
| RS-06-10-02 | DOT - TEAP | \$131,500 | \$100,000 | \$31,500 | \$0 | \$100,000 |
| | TOTAL | \$181,500 | \$150,000 | \$31,500 | \$0 | \$150,000 |

Youth/Alcohol Programs

| Program Area Code | Contracting Agency | Total Costs | Federal Share | State Share | Local Share | Local Benefit |
|----------------------|------------------------------------|------------------|------------------|----------------|-----------------|------------------|
| YA-06-11-01 | Iowa State University - Get A Grip | \$166,805 | \$85,000 | \$0 | \$81,805 | \$85,000 |
| | TOTAL | \$166,805 | \$85,000 | \$0 | \$81,805 | \$85,000 |

Seat Belt Use Incentive Programs

(Section 157)

| Program Area Code | Contracting Agency | Total Costs | Federal Share | State Share | Local Share | Local Benefit |
|----------------------|-------------------------------------|----------------|------------------|----------------|----------------|------------------|
| 157OP-06-01 | Adams County Sheriff's Office | \$4,000 | \$4,000 | \$0 | \$0 | \$4,000 |
| 157OP-06-02 | Afton Police Department | \$3,500 | \$3,500 | \$0 | \$0 | \$3,500 |
| 157OP-06-03 | Akron Police Department | \$4,000 | \$4,000 | \$0 | \$0 | \$4,000 |
| 157OP-06-04 | Albia Police Department | \$3,500 | \$3,500 | \$0 | \$0 | \$3,500 |
| 157OP-06-05 | Alta Police Department | \$1,950 | \$1,950 | \$0 | \$0 | \$1,950 |
| 157OP-06-06 | Anamosa Police Department | \$1,500 | \$1,500 | \$0 | \$0 | \$1,500 |
| 157OP-06-07 | Aplington Police Department | \$2,500 | \$2,500 | \$0 | \$0 | \$2,500 |
| 157OP-06-08 | Arnolds Park Police Department | \$4,000 | \$4,000 | \$0 | \$0 | \$4,000 |
| 157OP-06-09 | Atlantic Police Department | \$3,500 | \$3,500 | \$0 | \$0 | \$3,500 |
| 157OP-06-10 | Avoca Police Department | \$3,000 | \$3,000 | \$0 | \$0 | \$3,000 |
| 157OP-06-11 | Bedford Police Department | \$3,950 | \$3,950 | \$0 | \$0 | \$3,950 |
| 157OP-06-12 | Belle Plaine Police Department | \$2,500 | \$2,500 | \$0 | \$0 | \$2,500 |
| 157OP-06-13 | Bellevue Police Department | \$4,000 | \$4,000 | \$0 | \$0 | \$4,000 |
| 157OP-06-14 | Belmond Police Department | \$3,450 | \$3,450 | \$0 | \$0 | \$3,450 |
| 157OP-06-15 | Benton County Sheriff's Office | \$4,000 | \$4,000 | \$0 | \$0 | \$4,000 |
| 157OP-06-16 | Black Hawk County Sheriff's Office | \$4,000 | \$4,000 | \$0 | \$0 | \$4,000 |
| 157OP-06-17 | Bloomfield Police Department | \$4,000 | \$4,000 | \$0 | \$0 | \$4,000 |
| 157OP-06-18 | Boone Police Department | \$3,900 | \$3,900 | \$0 | \$0 | \$3,900 |
| 157OP-06-19 | Bremer County Sheriff's Office | \$2,400 | \$2,400 | \$0 | \$0 | \$2,400 |
| 157OP-06-20 | Britt Police Department | \$700 | \$700 | \$0 | \$0 | \$700 |
| 157OP-06-21 | Buchanan County Sheriff's Office | \$3,600 | \$3,600 | \$0 | \$0 | \$3,600 |
| 157OP-06-22 | Buena Vista County Sheriff's Office | \$3,900 | \$3,900 | \$0 | \$0 | \$3,900 |
| 157OP-06-23 | Butler County Sheriff's Office | \$4,000 | \$4,000 | \$0 | \$0 | \$4,000 |
| 157OP-06-24 | Camanche Police Department | \$2,000 | \$2,000 | \$0 | \$0 | \$2,000 |
| 157OP-06-25 | Cass County Sheriff's Office | \$3,500 | \$3,500 | \$0 | \$0 | \$3,500 |
| 157OP-06-26 | Cedar County Sheriff's Office | \$3,900 | \$3,900 | \$0 | \$0 | \$3,900 |
| 157OP-06-27 | Centerville Police Department | \$4,000 | \$4,000 | \$0 | \$0 | \$4,000 |
| 157OP-06-28 | Chariton Police Department | \$2,500 | \$2,500 | \$0 | \$0 | \$2,500 |
| 157OP-06-29 | Charles City Police Department | \$3,950 | \$3,950 | \$0 | \$0 | \$3,950 |
| 157OP-06-30 | Charter Oak Police Dept - cancelled | \$450 | \$450 | \$0 | \$0 | \$450 |
| 157OP-06-31 | Cherokee County Sheriff's Office | \$4,000 | \$4,000 | \$0 | \$0 | \$4,000 |
| 157OP-06-32 | Cherokee Police Department | \$4,000 | \$4,000 | \$0 | \$0 | \$4,000 |
| 157OP-06-33 | Chickasaw County Sheriff's Office | \$4,000 | \$4,000 | \$0 | \$0 | \$4,000 |

| Program Area Code | Contracting Agency | Total Costs | Federal Share | State Share | Local Share | Local Benefit |
|----------------------|------------------------------------|----------------|------------------|----------------|----------------|------------------|
| 157OP-06-34 | Clarence Police Department | \$450 | \$450 | \$0 | \$0 | \$450 |
| 157OP-06-35 | Clarion Police Department | \$2,000 | \$2,000 | \$0 | \$0 | \$2,000 |
| 157OP-06-36 | Clarke County Sheriff's Office | \$4,000 | \$4,000 | \$0 | \$0 | \$4,000 |
| 157OP-06-37 | Clarksville Police Department | \$2,000 | \$2,000 | \$0 | \$0 | \$2,000 |
| 157OP-06-38 | Clay County Sheriff's Office | \$3,950 | \$3,950 | \$0 | \$0 | \$3,950 |
| 157OP-06-39 | Clayton County Sheriff's Office | \$3,950 | \$3,950 | \$0 | \$0 | \$3,950 |
| 157OP-06-40 | Clear Lake Police Department | \$3,800 | \$3,800 | \$0 | \$0 | \$3,800 |
| 157OP-06-41 | Columbus Junction Police Dept. | \$2,500 | \$2,500 | \$0 | \$0 | \$2,500 |
| 157OP-06-42 | Conesville Police Department | \$1,500 | \$1,500 | \$0 | \$0 | \$1,500 |
| 157OP-06-43 | Corydon Police Department | \$3,500 | \$3,500 | \$0 | \$0 | \$3,500 |
| 157OP-06-44 | Crawford County Sheriff's Office | \$3,950 | \$3,950 | \$0 | \$0 | \$3,950 |
| 157OP-06-45 | Creston Police Department | \$4,000 | \$4,000 | \$0 | \$0 | \$4,000 |
| 157OP-06-46 | Davis County Sheriff's Office | \$4,000 | \$4,000 | \$0 | \$0 | \$4,000 |
| 157OP-06-47 | Decatur County Sheriff's Office | \$3,950 | \$3,950 | \$0 | \$0 | \$3,950 |
| 157OP-06-48 | Decorah Police Department | \$3,950 | \$3,950 | \$0 | \$0 | \$3,950 |
| 157OP-06-49 | Delaware County Sheriff's Office | \$3,000 | \$3,000 | \$0 | \$0 | \$3,000 |
| 157OP-06-50 | Denver Police Department | \$1,500 | \$1,500 | \$0 | \$0 | \$1,500 |
| 157OP-06-51 | Dexter Police Department | \$2,000 | \$2,000 | \$0 | \$0 | \$2,000 |
| 157OP-06-52 | Dyersville Police Department | \$4,000 | \$4,000 | \$0 | \$0 | \$4,000 |
| 157OP-06-53 | Eagle Grove Police Department | \$2,000 | \$2,000 | \$0 | \$0 | \$2,000 |
| 157OP-06-54 | Eddyville Police Department | \$1,000 | \$1,000 | \$0 | \$0 | \$1,000 |
| 157OP-06-55 | Eldora Police Department | \$4,000 | \$4,000 | \$0 | \$0 | \$4,000 |
| 157OP-06-56 | Emmet County Sheriff's Office | \$3,000 | \$3,000 | \$0 | \$0 | \$3,000 |
| 157OP-06-57 | Estherville Police Department | \$3,500 | \$3,500 | \$0 | \$0 | \$3,500 |
| 157OP-06-58 | Fairbank Police Department | \$1,000 | \$1,000 | \$0 | \$0 | \$1,000 |
| 157OP-06-59 | Fairfield Police Department | \$3,500 | \$3,500 | \$0 | \$0 | \$3,500 |
| 157OP-06-60 | Fayette County Sheriff's Office | \$4,000 | \$4,000 | \$0 | \$0 | \$4,000 |
| 157OP-06-61 | Fayette Police Department | \$3,500 | \$3,500 | \$0 | \$0 | \$3,500 |
| 157OP-06-62 | Floyd County Sheriff's Office | \$4,000 | \$4,000 | \$0 | \$0 | \$4,000 |
| 157OP-06-63 | Fontanelle Police Dept - cancelled | \$0 | \$0 | \$0 | \$0 | \$0 |
| 157OP-06-64 | Franklin County Sheriff's Office | \$3,000 | \$3,000 | \$0 | \$0 | \$3,000 |
| 157OP-06-65 | Glenwood Police Department | \$4,000 | \$4,000 | \$0 | \$0 | \$4,000 |
| 157OP-06-66 | Greene County Sheriff's Office | \$4,000 | \$4,000 | \$0 | \$0 | \$4,000 |
| 157OP-06-67 | Greene Police Department | \$900 | \$900 | \$0 | \$0 | \$900 |
| 157OP-06-68 | Grinnell Police Department | \$3,300 | \$3,300 | \$0 | \$0 | \$3,300 |
| 157OP-06-69 | GrundyCenter Police Department | \$2,000 | \$2,000 | \$0 | \$0 | \$2,000 |
| 157OP-06-70 | Grundy County Sheriff's Office | \$4,000 | \$4,000 | \$0 | \$0 | \$4,000 |

| Program Area Code | Contracting Agency | Total Costs | Federal Share | State Share | Local Share | Local Benefit |
|----------------------|----------------------------------|----------------|------------------|----------------|----------------|------------------|
| 157OP-06-71 | Guthrie County Sheriff's Office | \$2,500 | \$2,500 | \$0 | \$0 | \$2,500 |
| 157OP-06-72 | Guttenberg Police Department | \$3,500 | \$3,500 | \$0 | \$0 | \$3,500 |
| 157OP-06-73 | Hamilton County Sheriff's Office | \$3,950 | \$3,950 | \$0 | \$0 | \$3,950 |
| 157OP-06-74 | Hampton Police Department | \$3,000 | \$3,000 | \$0 | \$0 | \$3,000 |
| 157OP-06-75 | Hardin County Sheriff's Office | \$3,900 | \$3,900 | \$0 | \$0 | \$3,900 |
| 157OP-06-76 | Harlan Police Department | \$4,000 | \$4,000 | \$0 | \$0 | \$4,000 |
| 157OP-06-77 | Harrison County Sheriff's Office | \$3,500 | \$3,500 | \$0 | \$0 | \$3,500 |
| 157OP-06-78 | Henry County Sheriff's Office | \$3,000 | \$3,000 | \$0 | \$0 | \$3,000 |
| 157OP-06-79 | Hinton Police Department | \$2,500 | \$2,500 | \$0 | \$0 | \$2,500 |
| 157OP-06-80 | Howard County Sheriff's Office | \$4,000 | \$4,000 | \$0 | \$0 | \$4,000 |
| 157OP-06-81 | Humboldt Police Department | \$2,400 | \$2,400 | \$0 | \$0 | \$2,400 |
| 157OP-06-82 | Huxley Police Department | \$2,500 | \$2,500 | \$0 | \$0 | \$2,500 |
| 157OP-06-83 | Ida County Sheriff's Office | \$3,950 | \$3,950 | \$0 | \$0 | \$3,950 |
| 157OP-06-84 | Indianola Police Department | \$4,000 | \$4,000 | \$0 | \$0 | \$4,000 |
| 157OP-06-85 | Iowa Falls Police Department | \$3,450 | \$3,450 | \$0 | \$0 | \$3,450 |
| 157OP-06-86 | Iowa State Patrol | \$50,000 | \$50,000 | \$0 | \$0 | \$0 |
| 157OP-06-87 | Jackson County Sheriff's Office | \$4,000 | \$4,000 | \$0 | \$0 | \$4,000 |
| 157OP-06-88 | Janesville Police Department | \$1,500 | \$1,500 | \$0 | \$0 | \$1,500 |
| 157OP-06-89 | Jesup Police Department | \$500 | \$500 | \$0 | \$0 | \$500 |
| 157OP-06-90 | Jones County Sheriff's Office | \$3,800 | \$3,800 | \$0 | \$0 | \$3,800 |
| 157OP-06-91 | Kossuth County Sheriff's Office | \$4,000 | \$4,000 | \$0 | \$0 | \$4,000 |
| 157OP-06-92 | Laurens Police Department | \$3,000 | \$3,000 | \$0 | \$0 | \$3,000 |
| 157OP-06-93 | Le Grand Police Department | \$2,000 | \$2,000 | \$0 | \$0 | \$2,000 |
| 157OP-06-94 | Le Mars Police Department | \$4,000 | \$4,000 | \$0 | \$0 | \$4,000 |
| 157OP-06-95 | Lenox Police Department | \$2,000 | \$2,000 | \$0 | \$0 | \$2,000 |
| 157OP-06-96 | Leon Police Department | \$450 | \$450 | \$0 | \$0 | \$450 |
| 157OP-06-97 | Lisbon Police Department | \$1,500 | \$1,500 | \$0 | \$0 | \$1,500 |
| 157OP-06-98 | Lucas County Sheriff's Office | \$3,420 | \$3,420 | \$0 | \$0 | \$3,420 |
| 157OP-06-99 | Madison County Sheriff's Office | \$4,000 | \$4,000 | \$0 | \$0 | \$4,000 |
| 157OP-06-100 | Madrid Police Department | \$1,500 | \$1,500 | \$0 | \$0 | \$1,500 |
| 157OP-06-101 | Mahaska County Sheriff's Office | \$4,000 | \$4,000 | \$0 | \$0 | \$4,000 |
| 157OP-06-102 | Manly Police Department | \$2,500 | \$2,500 | \$0 | \$0 | \$2,500 |
| 157OP-06-103 | Manning Police Department | \$3,500 | \$3,500 | \$0 | \$0 | \$3,500 |
| 157OP-06-104 | Mapleton Police Department | \$2,500 | \$2,500 | \$0 | \$0 | \$2,500 |
| 157OP-06-105 | Maquoketa Police Department | \$3,900 | \$3,900 | \$0 | \$0 | \$3,900 |
| 157OP-06-106 | Marengo Police Department | \$3,000 | \$3,000 | \$0 | \$0 | \$3,000 |
| 157OP-06-107 | Mar-Mac Police Department | \$2,500 | \$2,500 | \$0 | \$0 | \$2,500 |

| Program Area Code | Contracting Agency | Total Costs | Federal Share | State Share | Local Share | Local Benefit |
|----------------------|------------------------------------|----------------|------------------|----------------|----------------|------------------|
| 157OP-06-108 | Melbourne Police Department | \$1,000 | \$1,000 | \$0 | \$0 | \$1,000 |
| 157OP-06-109 | Merrill Police Department | \$1,100 | \$1,100 | \$0 | \$0 | \$1,100 |
| 157OP-06-110 | Mitchellville Police Department | \$2,000 | \$2,000 | \$0 | \$0 | \$2,000 |
| 157OP-06-111 | Monona County Sheriff's Office | \$3,950 | \$3,950 | \$0 | \$0 | \$3,950 |
| 157OP-06-112 | Monona Police Department | \$1,950 | \$1,950 | \$0 | \$0 | \$1,950 |
| 157OP-06-113 | Monroe Police Department | \$2,500 | \$2,500 | \$0 | \$0 | \$2,500 |
| 157OP-06-114 | Montgomery County Sheriff's Office | \$4,000 | \$4,000 | \$0 | \$0 | \$4,000 |
| 157OP-06-115 | Monticello Police Department | \$3,900 | \$3,900 | \$0 | \$0 | \$3,900 |
| 157OP-06-116 | Moulton Police Dept - cancelled | \$0 | \$0 | \$0 | \$0 | \$0 |
| 157OP-06-117 | Nashua Police Department | \$2,000 | \$2,000 | \$0 | \$0 | \$2,000 |
| 157OP-06-118 | Nevada Police Department | \$4,000 | \$4,000 | \$0 | \$0 | \$4,000 |
| 157OP-06-119 | New Albin Police Department | \$1,000 | \$1,000 | \$0 | \$0 | \$1,000 |
| 157OP-06-120 | New Hampton Police Department | \$4,000 | \$4,000 | \$0 | \$0 | \$4,000 |
| 157OP-06-121 | New Vienna Police Department | \$1,500 | \$1,500 | \$0 | \$0 | \$1,500 |
| 157OP-06-122 | Nichols Police Department | \$2,000 | \$2,000 | \$0 | \$0 | \$2,000 |
| 157OP-06-123 | North liberty Police Department | \$3,450 | \$3,450 | \$0 | \$0 | \$3,450 |
| 157OP-06-124 | Norwalk Police Department | \$2,300 | \$2,300 | \$0 | \$0 | \$2,300 |
| 157OP-06-125 | Oelwein Police Department | \$4,000 | \$4,000 | \$0 | \$0 | \$4,000 |
| 157OP-06-126 | Ogden Police Department | \$1,950 | \$1,950 | \$0 | \$0 | \$1,950 |
| 157OP-06-127 | Okoboji Police Department | \$2,500 | \$2,500 | \$0 | \$0 | \$2,500 |
| 157OP-06-128 | Onawa Police Department | \$3,950 | \$3,950 | \$0 | \$0 | \$3,950 |
| 157OP-06-129 | Osceola County Sheriff's Office | \$3,600 | \$3,600 | \$0 | \$0 | \$3,600 |
| 157OP-06-130 | Oskaloosa Police Department | \$4,000 | \$4,000 | \$0 | \$0 | \$4,000 |
| 157OP-06-131 | Page County Sheriff's Office | \$3,500 | \$3,500 | \$0 | \$0 | \$3,500 |
| 157OP-06-132 | Palo Alto County Sheriff's Office | \$3,500 | \$3,500 | \$0 | \$0 | \$3,500 |
| 157OP-06-133 | Palo Police Department | \$4,000 | \$4,000 | \$0 | \$0 | \$4,000 |
| 157OP-06-134 | Panora Police Department | \$3,500 | \$3,500 | \$0 | \$0 | \$3,500 |
| 157OP-06-135 | Parkersburg Police Department | \$3,950 | \$3,950 | \$0 | \$0 | \$3,950 |
| 157OP-06-136 | Pella Police Department | \$4,000 | \$4,000 | \$0 | \$0 | \$4,000 |
| 157OP-06-137 | Plymouth County Sheriff's Office | \$3,500 | \$3,500 | \$0 | \$0 | \$3,500 |
| 157OP-06-138 | Pocahontas County Sheriff's Office | \$3,500 | \$3,500 | \$0 | \$0 | \$3,500 |
| 157OP-06-139 | Polk County Sheriff's Office | \$4,000 | \$4,000 | \$0 | \$0 | \$4,000 |
| 157OP-06-140 | Postville Police Department | \$2,400 | \$2,400 | \$0 | \$0 | \$2,400 |
| 157OP-06-141 | Poweshiek County Sheriff's Office | \$3,950 | \$3,950 | \$0 | \$0 | \$3,950 |
| 157OP-06-142 | Prairie City Police Department | \$2,500 | \$2,500 | \$0 | \$0 | \$2,500 |
| 157OP-06-143 | Preston Police Department | \$2,000 | \$2,000 | \$0 | \$0 | \$2,000 |
| 157OP-06-144 | Red Oak Police Department | \$4,000 | \$4,000 | \$0 | \$0 | \$4,000 |

| Program Area Code | Contracting Agency | Total Costs | Federal Share | State Share | Local Share | Local Benefit |
|-------------------|------------------------------------|--------------------|--------------------|------------------|-------------|--------------------|
| 157OP-06-145 | Redfield Police Department | \$2,000 | \$2,000 | \$0 | \$0 | \$2,000 |
| 157OP-06-146 | Riceville Police Department | \$1,200 | \$1,200 | \$0 | \$0 | \$1,200 |
| 157OP-06-147 | Ringgold County Sheriff's Office | \$4,000 | \$4,000 | \$0 | \$0 | \$4,000 |
| 157OP-06-148 | Rock Valley Police Department | \$3,500 | \$3,500 | \$0 | \$0 | \$3,500 |
| 157OP-06-149 | Sabula Police Dept - cancelled | \$1,500 | \$1,500 | \$0 | \$0 | \$1,500 |
| 157OP-06-150 | Sac City Police Department | \$4,000 | \$4,000 | \$0 | \$0 | \$4,000 |
| 157OP-06-151 | Sac County Sheriff's Office | \$3,950 | \$3,950 | \$0 | \$0 | \$3,950 |
| 157OP-06-152 | Seymour Police Department | \$2,500 | \$2,500 | \$0 | \$0 | \$2,500 |
| 157OP-06-153 | Shell Rock Police Department | \$1,500 | \$1,500 | \$0 | \$0 | \$1,500 |
| 157OP-06-154 | Shellsburg Police Department | \$1,500 | \$1,500 | \$0 | \$0 | \$1,500 |
| 157OP-06-155 | Sioux County Sheriff's Office | \$3,900 | \$3,900 | \$0 | \$0 | \$3,900 |
| 157OP-06-156 | Sioux Rapids Police Department | \$2,450 | \$2,450 | \$0 | \$0 | \$2,450 |
| 157OP-06-157 | Spencer Police Department | \$3,000 | \$3,000 | \$0 | \$0 | \$3,000 |
| 157OP-06-158 | Spirit Lake Police Department | \$3,900 | \$3,900 | \$0 | \$0 | \$3,900 |
| 157OP-06-159 | St. Ansgar Police Department | \$1,500 | \$1,500 | \$0 | \$0 | \$1,500 |
| 157OP-06-160 | State Center Police Department | \$2,500 | \$2,500 | \$0 | \$0 | \$2,500 |
| 157OP-06-161 | Strawberry Point Police Department | \$2,500 | \$2,500 | \$0 | \$0 | \$2,500 |
| 157OP-06-162 | Stuart Police Department | \$3,000 | \$3,000 | \$0 | \$0 | \$3,000 |
| 157OP-06-163 | Tama County Sheriff's Office | \$4,000 | \$4,000 | \$0 | \$0 | \$4,000 |
| 157OP-06-164 | Tama Police Department | \$3,500 | \$3,500 | \$0 | \$0 | \$3,500 |
| 157OP-06-165 | Taylor County Sheriff's Office | \$4,000 | \$4,000 | \$0 | \$0 | \$4,000 |
| 157OP-06-166 | Toledo Police Department | \$3,500 | \$3,500 | \$0 | \$0 | \$3,500 |
| 157OP-06-167 | Union County Sheriff's Office | \$3,500 | \$3,500 | \$0 | \$0 | \$3,500 |
| 157OP-06-168 | Urbandale Police Department | \$4,000 | \$4,000 | \$0 | \$0 | \$4,000 |
| 157OP-06-169 | Van Meter Police Department | \$2,000 | \$2,000 | \$0 | \$0 | \$2,000 |
| 157OP-06-170 | Villisca Police Department | \$3,000 | \$3,000 | \$0 | \$0 | \$3,000 |
| 157OP-06-171 | Wapello Police Department | \$2,000 | \$2,000 | \$0 | \$0 | \$2,000 |
| 157OP-06-172 | Washington County Sheriff's Office | \$3,750 | \$3,750 | \$0 | \$0 | \$3,750 |
| 157OP-06-173 | Waukee Police Department | \$4,000 | \$4,000 | \$0 | \$0 | \$4,000 |
| 157OP-06-174 | Waverly Police Department | \$1,500 | \$1,500 | \$0 | \$0 | \$1,500 |
| 157OP-06-175 | Wayne County Sheriff's Office | \$4,000 | \$4,000 | \$0 | \$0 | \$4,000 |
| 157OP-06-176 | West Branch Police Department | \$3,500 | \$3,500 | \$0 | \$0 | \$3,500 |
| 157OP-06-177 | West Union Police Department | \$1,950 | \$1,950 | \$0 | \$0 | \$1,950 |
| 157OP-06-178 | Williamsburg Police Department | \$3,000 | \$3,000 | \$0 | \$0 | \$3,000 |
| 157OP-06-179 | Winnebago County Sheriff's Office | \$4,000 | \$4,000 | \$0 | \$0 | \$4,000 |
| 157OP-06-180 | Wright County Sheriff's Office | \$3,950 | \$3,950 | \$0 | \$0 | \$3,950 |
| 157OP-06-181 | Soft match | \$500,000 | \$0 | \$500,000 | \$0 | \$0 |
| 157OP-06-184 | Enforcement agencies | \$753,283 | \$753,283 | \$0 | \$0 | \$753,283 |
| 157OP-06-185 | Storm Lake Police Department | \$4,000 | \$4,000 | \$0 | \$0 | \$4,000 |
| TOTAL | | \$1,848,353 | \$1,348,353 | \$500,000 | \$0 | \$1,298,353 |

Seat Belt Use Innovative Programs

(Section 157i)

| Program Area Code | Contracting Agency | Total Costs | Federal Share | State Share | Local Share | Local Benefit |
|-------------------|---------------------------------------|-------------|---------------|-------------|-------------|---------------|
| IPM-06-182 | The Integer Group | \$89,658 | \$89,658 | \$0 | \$0 | \$0 |
| IN-06-183 | Iowa State Patrol - seat belt surveys | \$50,000 | \$50,000 | \$0 | \$0 | \$0 |
| IN-06-184 | Enforcement agencies | \$113,807 | \$113,807 | \$0 | \$0 | \$113,807 |
| | TOTAL | \$253,465 | \$253,465 | \$0 | \$0 | \$113,807 |

2006-HSP-2+3+4
2006-HCS-1+2+3

OWI Prevention Programs

| Program Area Code | Contracting Agency | Total Costs | Federal Share | State Share | Local Share | Local Benefit |
|----------------------|--------------------|----------------|------------------|----------------|----------------|------------------|
|----------------------|--------------------|----------------|------------------|----------------|----------------|------------------|

To be determined

Occupant Protection Incentive Programs

(Section 405a)

| Program Area Code | Contracting Agency | Total Costs | Federal Share | State Share | Local Share | Local Benefit |
|-------------------|-------------------------------------|--------------------|--------------------|------------------|-----------------|--------------------|
| J2-06-01 | Public Health-coordinator/car seats | \$185,000 | \$185,000 | \$0 | \$0 | \$185,000 |
| J2-06-02 | Blank Children's Hospital | \$113,000 | \$113,000 | \$0 | \$0 | \$113,000 |
| J2-06-03 | The Integer Group | \$70,000 | \$70,000 | \$0 | \$0 | \$0 |
| J2-06-04 | University of Iowa - survey | \$50,000 | \$50,000 | \$0 | \$0 | \$50,000 |
| J2-06-05 | Iowa State Patrol | \$25,000 | \$25,000 | \$0 | \$0 | \$25,000 |
| J2-06-06 | Iowa-Illinois Safety Council | \$33,000 | \$33,000 | \$0 | \$0 | \$33,000 |
| J2-06-07 | Farm Safety 4 Just kids | \$20,000 | \$20,000 | \$0 | \$0 | \$20,000 |
| J2-06-08 | Mercy Medical Center | \$5,500 | \$5,500 | \$0 | \$0 | \$5,500 |
| J2-06-09 | Iowa Law Enforcement Academy | \$11,000 | \$11,000 | \$0 | \$0 | \$11,000 |
| J2-06-10 | Conference - CPS Techs | \$30,000 | \$30,000 | \$0 | \$0 | \$30,000 |
| J2-06-11 | GTSB - printing/travel | \$705,189 | \$705,189 | \$0 | \$0 | \$705,189 |
| J2-06-12 | GTSB - sTEP Coordinator | \$80,000 | \$80,000 | \$0 | \$0 | \$80,000 |
| J2-06-13 | Booster Seat Program | \$60,000 | \$60,000 | \$0 | \$0 | \$60,000 |
| J2-06-14 | Soft Match | \$600,000 | \$0 | \$600,000 | \$0 | \$0 |
| J2-06-15 | Iowa Health System - TIPS | \$85,000 | \$30,000 | \$0 | \$55,000 | \$30,000 |
| J2-06-16 | DPS Youth Summit | \$20,250 | \$20,250 | \$0 | \$0 | \$20,250 |
| TOTAL | | \$2,092,939 | \$1,437,939 | \$600,000 | \$55,000 | \$1,367,939 |

2006-HSP-2+3+4
2006-HCS-1+2+3

Traffic Records Data Improvement Program

(Section 408)

| Program Area Code | Contracting Agency | Total Costs | Federal Share | State Share | Local Share | Local Benefit |
|-------------------|--------------------|-------------|---------------|-------------|-------------|---------------|
|-------------------|--------------------|-------------|---------------|-------------|-------------|---------------|

To be determined

Alcohol Incentive Programs

(Section 410)

| Program Area Code | Contracting Agency | Total Costs | Federal Share | State Share | Local Share | Local Benefit |
|-------------------|--|-------------|---------------|-------------|-------------|---------------|
| J8-06-01 | Altoona Police Department | \$18,634 | \$5,600 | \$0 | \$13,034 | \$5,600 |
| J8-06-02 | Ames Police Department | \$33,700 | \$15,000 | \$0 | \$18,700 | \$15,000 |
| J8-06-03 | Black Hawk Comm Center | \$4,675 | \$2,500 | \$0 | \$2,175 | \$2,500 |
| J8-06-04 | Blue Grass Police Department | \$5,875 | \$4,200 | \$0 | \$1,675 | \$4,200 |
| J8-06-05 | Buffalo Police Department | \$4,900 | \$4,900 | \$0 | \$0 | \$4,900 |
| J8-06-06 | Carlisle Police Department | \$8,250 | \$8,250 | \$0 | \$0 | \$8,250 |
| J8-06-07 | Carter Lake Police Department | \$11,000 | \$11,000 | \$0 | \$0 | \$11,000 |
| J8-06-08 | Cedar Rapids Police Department | \$25,000 | \$25,000 | \$0 | \$0 | \$25,000 |
| J8-06-09 | Clinton County Sheriff's Office | \$22,582 | \$15,000 | \$0 | \$7,582 | \$15,000 |
| J8-06-10 | Dallas County Sheriff's Office | \$3,000 | \$3,000 | \$0 | \$0 | \$3,000 |
| J8-06-11 | Des Moines County Sheriff's Office | \$9,629 | \$5,500 | \$0 | \$4,129 | \$5,500 |
| J8-06-12 | Dunkerton Police Department | \$5,942 | \$4,700 | \$0 | \$1,242 | \$4,700 |
| J8-06-13 | Eldridge Police Department | \$5,400 | \$5,400 | \$0 | \$0 | \$5,400 |
| J8-06-14 | Evansdale Police Department | \$5,000 | \$5,000 | \$0 | \$0 | \$5,000 |
| J8-06-15 | Fort Madison Police Department | \$17,750 | \$13,000 | \$0 | \$4,750 | \$13,000 |
| J8-06-16 | Gilman Police Department | \$4,100 | \$3,500 | \$0 | \$600 | \$3,500 |
| J8-06-17 | Hudson Police Department | \$5,000 | \$4,500 | \$0 | \$500 | \$4,500 |
| J8-06-18 | Iowa State Patrol | \$47,000 | \$47,000 | \$0 | \$0 | \$0 |
| J8-06-19 | Iowa State University Dept. of Public Safety | \$25,452 | \$16,200 | \$0 | \$9,252 | \$16,200 |
| J8-06-20 | LaPorte City Police Department | \$6,450 | \$4,000 | \$0 | \$2,450 | \$4,000 |
| J8-06-21 | LeClaire Police Department | \$7,750 | \$7,750 | \$0 | \$0 | \$7,750 |
| J8-06-22 | Linn County Sheriff's Office | \$71,512 | \$26,000 | \$0 | \$45,512 | \$26,000 |
| J8-06-23 | Mercy Medical Center | \$6,000 | \$6,000 | \$0 | \$0 | \$6,000 |
| J8-06-24 | Mount Vernon Police Department | \$9,650 | \$6,450 | \$0 | \$3,200 | \$6,450 |
| J8-06-25 | Muscatine County Sheriff's Office | \$19,615 | \$14,500 | \$0 | \$5,115 | \$14,500 |
| J8-06-26 | Pleasant Hill Police Department | \$4,400 | \$4,400 | \$0 | \$0 | \$4,400 |
| J8-06-27 | Polk City Police Department | \$13,250 | \$9,950 | \$0 | \$3,300 | \$9,950 |
| J8-06-28 | Rockwell Police Department | \$2,700 | \$2,700 | \$0 | \$0 | \$2,700 |
| J8-06-29 | Sioux City Police Department | \$21,300 | \$21,300 | \$0 | \$0 | \$21,300 |
| J8-06-30 | University Heights Police Department | \$9,350 | \$4,900 | \$0 | \$4,450 | \$4,900 |

| Program Area Code | Contracting Agency | Total Costs | Federal Share | State Share | Local Share | Local Benefit |
|----------------------|---|--------------------|--------------------|------------------|------------------|--------------------|
| J8-06-31 | University of Iowa Dept. of Public Safety | \$5,500 | \$5,500 | \$0 | \$0 | \$5,500 |
| J8-06-32 | Walcott Police Department | \$5,400 | \$5,400 | \$0 | \$0 | \$5,400 |
| J8-06-33 | Warren County Sheriff's Office | \$16,100 | \$11,500 | \$0 | \$4,600 | \$11,500 |
| J8-06-34 | Waterloo Police Department | \$68,100 | \$15,500 | \$0 | \$52,600 | \$15,500 |
| J8-06-35 | West Burlington Police Department | \$10,270 | \$7,300 | \$0 | \$2,970 | \$7,300 |
| J8-06-36 | West Des Moines Police Department | \$35,487 | \$21,500 | \$0 | \$13,987 | \$21,500 |
| J8-06-37 | Wilton Police Department | \$4,300 | \$4,300 | \$0 | \$0 | \$4,300 |
| J8-06-38 | Windsor Heights Police Department | \$6,041 | \$4,000 | \$0 | \$2,041 | \$4,000 |
| J8-06-39 | CTRE-Law Enforcement Liaison | \$75,000 | \$75,000 | \$0 | \$0 | \$75,000 |
| J8-06-40 | DRE | \$50,000 | \$50,000 | \$0 | \$0 | \$50,000 |
| J8-06-41 | Equipment | \$1,203,887 | \$1,203,887 | \$0 | \$0 | \$1,203,887 |
| J8-06-42 | Travel/Training | \$5,000 | \$5,000 | \$0 | \$0 | \$5,000 |
| J8-06-43 | Printing | \$5,000 | \$5,000 | \$0 | \$0 | \$5,000 |
| J8-06-44 | Soft Match | \$700,000 | \$0 | \$700,000 | \$0 | \$0 |
| J8-06-45 | DPS Youth Summit | \$20,250 | \$20,250 | \$0 | \$0 | \$20,250 |
| | TOTAL | \$2,645,201 | \$1,741,337 | \$700,000 | \$203,864 | \$1,694,337 |

2006-HSP-2+3+4
2006-HCS-1+2+3


Traffic Records Program

| Program Area Code | Contracting Agency | Total Costs | Federal Share | State Share | Local Share | Local Benefit |
|----------------------|----------------------------------|-----------------|------------------|----------------|----------------|------------------|
| TR-06-09-01 | DOT - Traffic Records Assessment | \$27,000 | \$27,000 | \$0 | \$0 | \$27,000 |
| | TOTAL | \$27,000 | \$27,000 | \$0 | \$0 | \$27,000 |

2006-HSP-2+3+4
2006-HCS-1+2+3

Child Passenger Safety Education Program

| Program Area Code | Contracting Agency | Total Costs | Federal Share | State Share | Local Share | Local Benefit |
|----------------------|--------------------|-----------------|------------------|-----------------|----------------|------------------|
| J3-06-01 | The Integer Group | \$8,000 | \$8,000 | | | \$0 |
| J3-06-02 | Soft Match | \$10,000 | \$0 | \$10,000 | | \$0 |
| | TOTAL | \$18,000 | \$8,000 | \$10,000 | \$0 | \$0 |



IOWA'S

PLANS

FOR

ACTION

2006 HIGHWAY

SAFETY PROGRAM

Planning & Administration

Three full-time positions in the Governor's Traffic Safety Bureau are funded from within the Planning and Administration emphasis area. These positions are the GTSB Director, the Fiscal Manager and the Administrative Assistant.



As Director of the Governor's Traffic Safety Bureau, Mr. J. Michael Laski is in charge of the agency's day-to-day operations. He is the signatory authority for fiscal and program operations. In FFY 2006, Mr. Laski will supervise a staff of ten full-time employees and provide direction for the program operations and financial management of the Bureau. In addition to his management duties, Mr. Laski serves on the state's Safety Management System Policy Committee. He is also a member of the State Traffic Records Advisory Committee (STRAC) and the Safety Management System's Coordinating Committee.

Ms. Shelley DeForest serves as the Bureau's Fiscal Manager and is responsible for all fiscal reporting requirements including the preparation of the fiscal information included in the Highway Safety Plan and the Annual Report. She oversees all budgetary aspects of the Bureau's 157, 157i, 163, 402, 405a and 410 contracts and maintains NHTSA's grant tracking system. In FFY 2006, she will process all claim reimbursements and handle the preparation and submission of Change Orders. Ms. DeForest will also prepare budget information for the Bureau, provide fiscal assistance to staff and program contractors, and maintain the Bureau's financial-related policy files. Ms. DeForest serves as the Bureau's liaison with other financial management personnel in the Department of Public Safety and the National Highway Traffic Safety Administration.



Ms. Sandy Bennett is the Administrative Assistant for the Bureau. As such, she provides administrative support for the entire range of Bureau operations. In the upcoming year, Ms. Bennett will be responsible for preparation of the Bureau's state and federal contractual agreements and provide primary assistance in the preparation for federal grant applications, the Problem Identification, Highway Safety Plan, and Annual Report. She will assist in the preparation of all Bureau correspondence and maintain the Bureau filing system, including contractual files. Ms. Bennett prepares agency activity schedules, ensures federal and state deadlines are met, provides a monthly tracking report of contractor and Area Administrator reporting compliance and handles all travel arrangements for Bureau staff. She also is responsible for updating the GTSB's Policy and Procedures Manual. In addition, she creates computer presentations for the Bureau Director and staff utilizing graphics, charts and enhanced text.

Program management and financial expertise will be provided for planning, implementing, monitoring and evaluating federal 157, 157i, 163, 402, 405a and 410 highway safety programs. Administrative support will also be provided for the management of these same program efforts. Fiscal information, training and program oversight will be provided to all Governor's Traffic Safety Bureau contractors. The FFY 2006 Highway Safety Plan, Annual Report and all fiscal documents will be submitted on a timely basis.




Alcohol Program

Despite a dramatic reduction in alcohol-related fatalities in Iowa during the past decade, impaired driving and the non-use of safety belts remain the two primary contributors to traffic-related death and injury on Iowa's streets and highways. Section 402 program activities for the Year 2006 include a strong, visible enforcement component enhanced by adjudication, training efforts, public information and education.



Iowa enacted a .08 BAC law July 1st of 2003. To this point, results are very promising with alcohol fatalities setting an all-time low in 2004 with a preliminary estimate of 90 deaths, far below the previous low of 112, set in 2000. Impaired driving related deaths fell 34 or more than 27% from the 2003 level of 124. This unprecedented decline in alcohol and drug related traffic fatalities was a primary factor in Iowa's 59-year low in overall highway deaths, which totaled 390.

Twelve local law enforcement programs including ten police departments and two sheriffs' offices will receive GTSB support. All will feature multi-agency cooperative efforts including vehicle safety checkpoints, saturation patrols and corridor enforcement events. The Woodbury County Sheriff's Office begins the final year of a 3-year impaired driving effort. Police departments from Clive, Coralville, Des Moines, Hiawatha and Keokuk also begin their third year of similar efforts. Second-year programs include police departments from Burlington, Marion, Muscatine and Perry. First-year programs will involve two long-term GTSB partners, the Iowa City Police Department and the Pottawattamie County Sheriff's Office.






In addition to the enforcement efforts of these agencies, all will conduct educational presentations, provide educational materials, provide traffic safety training for officers and some will receive funding for additional traffic safety equipment. Although part of the alcohol emphasis area, these enforcement agencies will conduct at least two observational occupant protection surveys in our continued effort to improve and assess the occupant protection usage for and by Iowans.


In the area of adjudication, GTSB funds will support training efforts aimed at magistrates with the State Court Administrator's Office. At the Prosecuting Attorneys Training Council, training will focus on issues relevant to law enforcement officers and county attorneys in the prosecution of alcohol and drug impaired drivers. The Iowa Law Enforcement Academy will provide standardized field sobriety test (SFST) training as well as occupant protection training and a four-hour drug interdiction course for officers.

Other significant programs funded under the alcohol emphasis area include a statewide public information and education program with The Integer Group and toxicological support for the Department of Public Safety's Division of Criminal Investigation, Criminalistics Laboratory.

By employing a multi-faceted approach, incorporating the key elements of training, public information and enforcement, the GTSB believes Iowa can continue to positively impact alcohol-related traffic problems in the state and be an effective partner in the national Alcohol Mobilization effort.




Occupant Protection Program



Lack of occupant protection use, along with impaired driving, remains the prime killer in crashes on Iowa's streets and highway. In June and July of 2004, a statewide seat belt usage survey encompassing 100 sites and nearly 12,000 observations showed a usage rate of 86%, down a fraction of a percentage point from the 2003 survey. That rate places Iowa 12th in the nation and second among the 12 states in the greater Midwest.

The FFY 2006 effort planned under our 402 program will continue to receive substantial support from Iowa's Section 157 program. Iowa's sixth year Section 157 effort, to be completed in September 2005, involves 150 police and sheriffs' departments and the Iowa State Patrol.

Successful 402 efforts continuing from FFY 2005 include a trauma prevention program featuring injured victims from traffic crashes speaking to junior high and high school assemblies across the state. Statewide public information and education efforts include television and radio public service announcement produced under contract with The Integer Group. In addition, the statewide child passenger usage survey and staff support through the Iowa Department of Public Health is provided for the statewide child passenger safety education effort utilizing Section 405a occupant protection incentive grant funds.



The Iowa State Patrol will spearhead enforcement activities funded under the Section 402 Occupant Protection emphasis area. In addition to those efforts and the 157 program, the GTSB requires an occupant protection enforcement component in every enforcement contract administered by the Bureau, including 402 alcohol and police traffic services efforts as well as nearly 40 police departments and sheriffs' offices participating the state's 410 program. Joining the ISP in the occupant protection enforcement arena are sheriffs' offices from Cerro Gordo and Marshall counties. Another local enforcement agency joining the FFY 2006 effort will be the Marshalltown Police Department.

The Bureau will also utilize Section 405a occupant protection incentive grant funds to support Iowa's child restraint program with educational materials.

In all, GTSB funded enforcement and public education projects can be found in 90 of Iowa's 99 counties representing over 90% of the state's population. With these programs in place, Iowa is geared up to reach for Governor Vilsack's goal of 95% safety belt use by the Year 2008.




Police Traffic Services Program

Iowa set a 59-year low in traffic fatalities during 2004. The State recorded 390 highway fatalities, down 53 or 12% from the 2003 total of 443. The last time Iowa traffic deaths were lower, in 1945, the nation was at war, gasoline and tires were rationed and the national speed limit was set at 35 mph to conserve fuel. Annual traffic deaths in Iowa are now less than half the levels experienced in the late 1960s and early 1970s.



Programs funded under the Police Traffic Services emphasis area are predominantly enforcement based. During FFY 2006, GTSB funds will support 21 police departments, 11 sheriffs' offices, the Iowa State Patrol and Iowa State University's Department of Public Safety. All local enforcement contracts will include contact goals for occupant protection, alcohol/ impaired driving and serious moving violations, especially speed and stop sign/light violations. All PTS contractors will participate in cooperative, multi-agency enforcement efforts

including saturation patrols, corridor enforcement and vehicle safety inspection checkpoints. In Central Iowa, the Ankeny Police Department will, with assistance from police departments throughout Polk County, the Polk County Sheriff's Office and the Iowa State Patrol, spearhead cooperative events and public information efforts involving all of Polk County law enforcement under the umbrella of the Central Iowa Traffic Safety Task Force or CITSTF.



Two special items being distributed to law enforcement agencies across the state are designed to encourage officers to issue seat belt tickets. One is a sticker that fits inside



an officer's ticket book. The sticker simply states "Seat Belt Tickets Save Lives." A strong motivator to buckle up is the fear of a possible traffic stop and subsequent citation. The more tickets issued, the more the public perceives the risk of a citation. The second item also developed for officers is a Post-It Note that can be given to individuals being ticketed for a safety belt violation. This Post-It Note details the frequency of traffic fatalities, injuries, property damage and collisions in Iowa. Across from each of these traffic statistics is comparable data on murders, violent crimes, property crimes and crimes in general. This item is designed to educate the public to the dangers of their risky behavior when they decide not to use a safety belt.

| Iowa Crimes vs. Iowa Crashes | |
|------------------------------------|------------------------------------|
| 1 murder every 7.4 days | 1 fatality every 22 hours |
| 1 violent crime every 70 minutes | 1 injury every 20 minutes |
| 1 property crime every 6.5 minutes | 1 property damage every 14 minutes |
| 1 crime every 5.5 minutes | 1 crash every 9 minutes |

So, buckle up! Your life's in your hands.

IOWA GOVERNOR'S TRAFFIC SAFETY BUREAU
Produced with Federal Highway Safety funds (3/05)

These efforts initiated in the PTS program should put Iowa in a very good position to maintain the statewide fatality rate at or below the 1.4 level.

Program Management

Ms. Lu Simpson serves as the Central Iowa Area Administrator and Occupant Protection Coordinator for the Bureau. In addition to the monthly monitoring of Section 402, 410 and 163 contracts, Ms. Simpson is responsible for writing grants and monitoring contracts for special occupant protection programs (1571 and 405a) that focus on child passenger safety issues. She will work closely again this year with the sTEP Coordinator, providing guidance and occupant protection information to local law enforcement agencies.

Ms. Wendie Nerem serves as the Eastern Iowa Area Administrator for the Bureau as well as the Youth Coordinator and the Police Traffic Services Coordinator. She will be responsible for the development, publication and distribution of CrossRoads, the GTSB's quarterly traffic safety newsletter as well as managing the Bureau's website. Wendie joined the GTSB in March after 20 years with the Department of Public Safety serving as the coordinator of DPS's Missing Persons Information Clearinghouse. During FFY 2006, Wendie will promote the efforts of multi-disciplinary safety teams (MDSTs) in Scott, Dubuque and Woodbury counties. She will be responsible for the monthly monitoring of Section 402, 410 and 163 contracts. As Youth Coordinator, Ms. Nerem will be involved in the special youth/alcohol effort with Iowa State University and their "Get A Grip" Youth Alcohol Advisory Council.

Mr. Denny Becker will continue as the GTSB's Western Iowa Area Administrator and as the Alcohol Programs Coordinator. Mr. Becker, a member of the Iowa DRE Association, is actively involved in the operation and expansion of the state's Drug Evaluation and Classification Program (DECP). In addition to working with impaired driving issues, Mr. Becker will be responsible for monitoring Section 402, 410 and 163 contracts. He is also active on the Red Ribbon Committee and helps coordinate efforts for that alcohol awareness campaign as well as 3-D Month efforts. Both of these promotions aim to increase public understanding of the potentially tragic consequences of drunk and drugged driving.

Mr. Carson Whitlow retired May 31, 2005 as the State Programs Administrator for the GTSB after 31 years of distinguished service in state government, 17 of those with the GTSB. Carson's work, particularly in the coordination of critical events such as the Governor's Annual Highway Safety Conference and the Iowa State Fair, will be missed.



The position of State Program Administrator is anticipated to be filled before the start of FFY 2006. This position is responsible for monitoring Section 402, 410 and 163 contracts. This is in addition to the duties of the Bureau's conference coordination and managing the GTSB public information efforts at the Iowa State Fair as well as inventory tracking.

Mr. Robert Thompson is the Program Evaluator and Traffic Records Coordinator for the Bureau. He will again be responsible for the statewide Problem Identification analysis. Mr. Thompson compiles the Bureau's Annual Report and Highway Safety Plan. He also oversees development of performance measures and objectives for all federal highway safety contracts. He will again serve on the Iowa Safety Management Systems Coordination Committee and as an Executive Committee member of the National Safety Council's Highway Safety Division. Mr. Thompson serves as a member of the Transportation Research Board's Committee on Transportation Safety Management Systems. He is also co-Chair of Iowa's Statewide Traffic Records Advisory Committee (STRAC).

Serving as the Secretary for the GTSB and as the initial contact for the Bureau is Ms. Ihl Hochstetler. She is responsible for answering all of the incoming telephone calls, responding to inquiries and/or referring callers to the appropriate GTSB staff member.



She also supports the Administrative Assistant position with office correspondence and other documents. Ms. Hochstetler coordinates the scheduling of Vince and Larry appearances around the state and responds to an extremely large and ever growing number of requests for public education materials. In addition to these duties, she manages the Bureau's audio/visual library and inventory of educational and promotional items.


As part of the total Program Management effort, the Iowa State University Office of Continuing Education will once again work under contract with the Governor's Traffic Safety Bureau to provide staff and support services for the Bureau's annual highway safety conference.

Pedestrian/Bicycle Program

The Governor's Traffic Safety Bureau will continue a highly successful program with the Iowa Department of Public Health Bureau of Emergency Medical Services to promote bicycle safety awareness and facilitate the traffic safety education of Iowa's bicycle riding public. With input from the GTSB, the Bureau of EMS will identify local bicycle clubs, which will be utilized as an effective and appropriate vehicle for addressing bicycle safety education and awareness. Each year, applications from bicycle clubs and related organizations from around the state are solicited, reviewed and evaluated. Four new bike groups are chosen each year to participate.



Activities typically undertaken by the bicycle clubs as part of this program include bicycle safety rodeos, educational/helmet promotion activities including classroom education and poster contests and activities, which involve local civic groups. Over the past 13 years, 48 bicycle clubs across the State have contributed to the Iowa's bicycle/traffic safety effort. Other efforts include the Iowa State Patrol's bicycle and pedestrian educational programs and supporting educational materials. The Patrol's 14 Safety Education Officers (SEOs) conduct more than 100 such programs each year at elementary schools throughout Iowa. In addition, significant pedestrian/bicycle program activity occurs as part of local safe community efforts in several Iowa communities.



Roadway Safety Program

In order to bring the potential traffic safety benefits which can derive from traffic engineering studies and subsequent roadway improvements to Iowa's smaller counties and communities, the Governor's Traffic Safety Bureau annually provides 402 funding support for the Traffic Engineering Assistance Program (TEAP). An engineering consulting firm or firms is contracted with by the Office of Traffic and Safety at the Iowa Department of Transportation to conduct these studies for local communities which do not have the "in-house" engineering expertise to conduct such studies themselves. In a good example of the "seed money" concept, this popular and well-recognized program now receives state funding support from IDOT's regular appropriation equivalent to 50% of the 402 funding. Requests for studies have increased so dramatically that the program has added two extra consultants to the original one.

The second major thrust of GTSB 402-supported efforts in regard to roadway safety is the Safety Circuit Rider. The Circuit Rider is a professional engineer who conducts traffic safety related training for engineers, traffic technicians, maintenance personnel, flaggers and other road construction personnel. The Circuit Rider also organizes the DOT's winter work zone safety training program and is the key instructor as well.

To make this possible, the DOT supplements the Bureau's funding by an additional 20%. During FFY 2006, the program will continue to bring work zone safety, flagger instruction and signage training to local road personnel. Circuit Rider Mr. Tom McDonald is working on a multi-agency effort to develop a comprehensive Iowa Crash Data Reference Manual.



Youth/Alcohol Program


Because a significant amount of 410 and 402 funding in the alcohol emphasis area is directed at enforcement, including 16-24 year old drinking drivers, the major focus under the Youth/Alcohol emphasis area is education and public information. A contract with Iowa State University's Department of Public Safety forms the nucleus of the Governor's Traffic Safety Bureau's efforts under the Youth/Alcohol emphasis area.

Iowa State University will begin the 16th year of a tremendously successful program of workshops that bring together high school students and counselors from all across the state for a 2 1/2 day intensive training program on the dangers of impaired driving, alcohol/substance abuse and positive alternatives to these self-destructive behaviors. A major theme of the workshops is how to deal with peer pressure and the development of action plans and alternative activities and social events that do not involve alcohol or drugs. Participating students have named the program "Get A Grip."



THINK. DON'T DRINK.

The Get A Grip program has been augmented with a series of one-day regional workshops held around the state, impacting schools and students which may not be able to attend the 2-day summer event. Since the program's inception in 1991, over 3,100 students have benefited from attending the "Get A Grip" workshops.





Seat Belt Use Incentive Program

During FFY 2005, Iowa was awarded \$368,000 in Section 157 Occupant Protection Incentive funds. These funds were awarded in April of 2005 with an additional allocation expected later in FFY 2005. In cooperation with the Iowa Department of Transportation, those funds were allocated 100% to the Governor's Traffic Safety Bureau. Both the DPS and the DOT recognize the critical importance of Iowa's special Traffic Enforcement Program (sSTEP) in achieving Iowa's new goal of 95% safety belt use by 2008.

CLICK IT OR TICKET



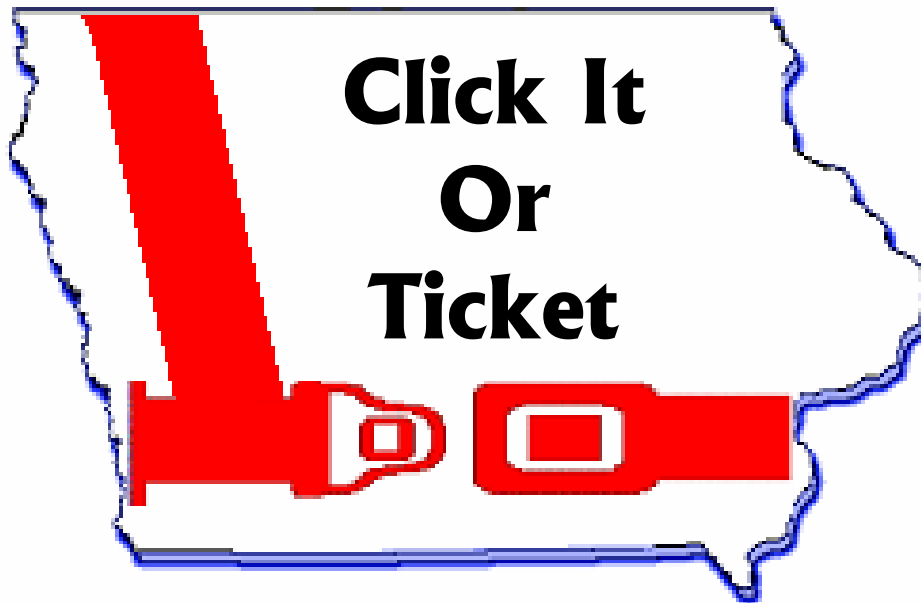
SEAT BELT TICKETS SAVE LIVES

Beginning in FFY 1999, the GTSB used Section 157 monies to greatly expand the successful sSTEP model. Mini grants for occupant restraint enforcement and education during designated "waves," radar units and preliminary breath testers were offered to all Iowa law enforcement agencies. During the past six years, safety belt use in rural areas has increased from 71 to 86%, by far the greatest improvement for any road category in Iowa.

Now, in its sixth successful year, 150 agencies are participating in the FFY 2005 program. This current program features five enforcement/education waves. Participation is particularly strong in northwest, north central and south central Iowa; predominantly rural areas where belt use has typically been below the statewide average (now 86%). By encouraging more Iowans to buckle up, this program is saving lives and reducing serious injuries. Due to the large number of grantees, 157 innovative monies were also used to fund mini-grants as well as the 157 incentive funds.

For FFY 2006, sSTEP applications were sent to all Iowa law enforcement agencies not scheduled to participate in the 402 or 410 program. Timely applications have been received from 180 agencies for the FFY 2006 program making it potentially the largest sSTEP effort to date.


Seat Belt Use Innovative Program



Seat Belt Tickets Save Lives

Funds received under the Section 157 Innovative grant are a significant component in the Bureau's overall occupant protection enhancement effort. In 2004, Iowa seat belt use reached 86%, the second highest among the 12 states in the greater Midwest and 12th highest in the nation. At least two key components will continue from FFY 2005. The first of these is the successful paid media effort spearheaded by The Integer Group. Aired during the May mobilization wave, paid media ensures maximum television exposure at prime viewing times. Iowa has joined a large number of other states utilizing the Click It or Ticket It theme with the closing line "Seat Belt Tickets Save Lives."

Also continuing from FFY 2005 are funds which enable the Iowa State Patrol, working in partnership with the Iowa DOT, to conduct as many and three comprehensive statewide safety belt observational surveys. Other 157 Innovative efforts for FFY 2006 will be determined at a later date.





OWI Prevention Program

Funds received through Section 163, "Safety Incentives to Prevent the Operation of Motor Vehicles by Intoxicated Persons" Grant will be used to support impaired driving enforcement efforts at local law enforcement agencies and with the Iowa State Patrol. The FFY 2006 program will concentrate on the top 40 alcohol problem counties which account for over 3/4 of all alcohol related injuries and 2/3 of all alcohol related fatalities. However, the FFY 2006 program will not be implemented until the spring of 2006 so program details are not available at this time.

The FFY 2005 program, initiated on April 1, 2005, involves 28 sheriffs' offices and 39 police departments from Iowa's top 40 alcohol problem counties. The Iowa State Patrol also plays a key role with specialized late night and weekend enforcement as well as additional impaired driving education programs in high schools.


During FFY 2004, 67 local agencies and the Iowa State Patrol generated over 5,300 alcohol contacts including nearly 1,500 OWI arrests. In addition, nearly 14,000 safety belt actions were reported. The FFY 2004 program played a huge part in Iowa's all-time record low alcohol fatality total of 90 and the 59-year low in the number of overall traffic deaths, which was 390.




Occupant Protection Incentive Program

Child restraint use and education are a vital part of Iowa's overall occupant protection effort. Improper use of child safety seats has been identified as a major barrier to achieving the maximum protection for Iowa's most precious resource, its children. Iowa's new child passenger safety law, which became effective July 2, 2004, provides for child safety seat or booster seat use for all children under the age of six and booster seat or safety belt use for all children six to eleven.

The GTSB will continue to utilize Occupant Protection Incentive funds to support one full-time child passenger safety coordinator at the Iowa Department of Public Health (IDPH). The program includes support for child restraint training and educational materials. Child safety seat inspections and check-up events will be held and support materials will be provided to CPS Technicians to assist them in providing community-based education on the correct use of child restraints. Another key aspect is to promote booster seat use for children ages 4-8. Child passenger safety information will continue to be provided on request to interested groups. A Child Passenger Safety Technician Conference, as well as regional training updates, will be planned and implemented.



A statewide child restraint use survey will be conducted. The University of Iowa's Injury Prevention Research Center will hire and train personnel to conduct the CPS survey. Personnel will also analyze the survey data and provide a written report to the Governor's Traffic Safety Bureau. The Bureau then disseminates the findings of this survey.





The Bureau's sSTEP Coordinator position will be funded under Section 405a. Randy Hunefeld works closely with our Law Enforcement Liaison and our Occupant Protection Coordinator. He oversees all aspects of sSTEP including contract management, enforcement data entry and allocation, claims review, reporting and interacting with sSTEP agencies, the media and the public.



Working together. Making a difference for kids.

Blank Children's Hospital will continue a Website with fitting station and check-up event schedules and a database of results from those activities. CPS educational materials will also be distributed via physicians' offices and the hospital.

Major efforts continuing from previous years include the Iowa Law Enforcement Academy training for officers using both the TOPS and Operation Kids curriculums.



A very successful effort to reach corporations and employers with employee belt use initiatives will continue with the Iowa Illinois Safety Council. To date, 108 companies have taken part in the effort.

Section 405a funds will also continue to support a comprehensive child passenger safety public information campaign with television, radio and newsprint PSAs. A contract with The Integer Group will cover media aspects of the program.



Farm Safety 4 Just Kids has expanded its successful program and will continue outreach to rural youths with innovative safety belt strategies.


The Iowa State Patrol will play a key role in educating Iowans on the new child restraint law, hosting child safety seat check-up events and distributing restraint systems.



Mercy Medical Center of Sioux City will continue to educate new parents on the proper use of child restraints. They will also provide child safety seats and instruction to caregivers, grandparents and others who transport children.

Traffic Records Data Improvement Program


To be determined based on enactment of the next national transportation bill and the anticipated availability of Section 408 highway safety data improvement funds.





Alcohol Incentive Program

Operator error is the biggest single contributor to fatal and injury crashes in the state of Iowa. Like much of the nation, the one operator error which factors into more fatal crashes than any other is the decision to get behind the wheel of a motor vehicle while under the influence of alcohol or other drugs. Iowa's 410 Alcohol Incentive Program employs a multi-faceted approach to address several issues designed to reduce the incidence of impaired driving.



First among these is an enhanced impaired driving enforcement and education campaign. Working with 35 local law enforcement partners from Iowa's top 22 problem counties as well as our Iowa State Patrol, these efforts will include corridor enforcement events, checkpoints and saturation patrols plus traditional overtime enforcement.

Other major activities funded under 410 include support for drug impaired driving training for law enforcement via the Drug Evaluation and Classification Program (DECP). Additionally, 410 supports the GTSB staff position of Law Enforcement Liaison/Alcohol Coordinator who organizes and implements multi-agency enforcement events statewide.

Along with the Section 163 incentive program, the 410 program represents the Bureau's primary effort in support of alcohol/impaired driving enforcement in the State. Thanks in part to these two programs, Iowa achieved an unprecedented low in impaired/drinking driving related traffic deaths in 2004. The ninety fatalities recorded were an all-time record low, eclipsing the previous low of 112 set in 2000.



For more information on Iowa's 410 program, please refer to the Iowa 410 Alcohol Incentive Program Implementation Plan.

Traffic Records Program

In order to achieve further improvements in Iowa's traffic records and highway safety data systems, Iowa will conduct a comprehensive statewide traffic records assessment. The assessment, when completed, will also assist Iowa in the development of a statewide strategic plan for the improvement of traffic records and highway safety data systems.



2006-HSP-2+3+4
2006-HCS-1+2+3





Child Passenger Safety Education Program

Section 2003b funds were utilized in the FFY 2005 program with the continued promotion, distribution and utilization of child passenger safety educational PSAs and brochures in both English and Spanish. Funds also provided for program outreach to Iowa's culturally diverse and low income communities.



The newest component of the program is an expanded booster seat promotion. The slogan developed for this campaign is "Boost Your Booty," which speaks to kids too big for a child safety seat but not big enough for an adult safety belt. These children need to be safely buckled into a booster seat.

The FFY 2006 program will continue to expand on the booster seat campaign. PSAs and brochures will be printed and distributed in both English and Spanish. In addition, tattoos, flyers and stickers with booster seat messages will be printed and distributed using Section 405a funds.

