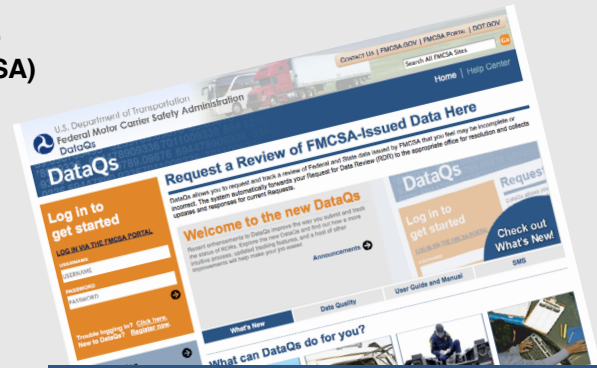


Request a Review of FMCSA-issued Data. Log into the Enhanced DataQs.

The enhanced DataQs is here! Get an inside look in this factsheet. DataQs is the Federal Motor Carrier Safety Administration's (FMCSA) online system where anyone can request a review of FMCSA-issued data. DataQs is also a one-stop-shop where FMCSA and its State Partners go to review and respond to data concerns, and have access to the DataQs User Guide and Manual. DataQs helps FMCSA carry out its Data Quality Program that monitors, evaluates, and improves the quality of data that States submit.

FMCSA launched the enhanced DataQs to improve the user experience and address feedback from its field staff and State Partners. FMCSA is listening, because together we can improve data quality to save more lives.



<http://dataqs.fmcsa.dot.gov>

Now Online: The Enhanced DataQs

1. User experience

The My DataQs dashboard offers a personalized experience and more guidance for submitting a Request for Data Review (RDR) or an Inspection Report Request (IRR).

Add a Request - Step 1

1 - Select Event 2 - Select Type 3 - Confirm Selection 4 - Enter Details 5 - Submit Docs 6 - Confirm Request

What are you inquiring about?

Choose one of the event types you want to have reviewed.

Note: Many FMCSA systems are updated using a monthly snapshot of the Motor Carrier Management Information System (MCMIS). Data corrections made as a result of a DataQs request will be reflected in a subsequent update of the respective FMCSA system. Check the website of that FMCSA system to determine the latest update.

Roadside

- Crash Event
- Inspections/Violations (including requesting a copy of a report)
- Warnings
- Citations

Non-Roadside

- U.S. DOT Audit/Investigation (examples include: safety audits, compliance reviews and CSA)
- Registration/Insurance
- Household Goods Complaints

None of the above

- I don't know



2. Step-by-step tool for submitting an RDR

The new tool for submitting RDRs helps step users through choosing the correct RDR type, uploading supporting documents, and providing any supplemental information.

My DataQs: Carrier Name

What would you like to do? TAKE A TOUR

1 **Add Requests**

Click the orange "Add a Request" button to request a review of FMCSA-issued data. OR Advanced users who know the request type may click the grey "Start Advanced Form" button.

Add a Request Start Advanced Form

2 **Monitor Requests**

Monitor the status of your request in the List of Reviews Requested below. Select "Details" to view the full request and to add or delete information. The list defaults to showing only the requests matching the currently applied search criteria displayed above the List of Reviews Requested. You can modify the search criteria by clicking the Advanced Search link.



List of Reviews Requested

47	0	0	1
Open	Pending	Closed	Notifications

3. List of Reviews Requested

Featuring better filter and search capabilities, DataQs generates a tracking list for users to monitor and respond to current RDRs.



ID # SEARCH Advanced Search export

Advanced Search - Select from criteria below Clear Search

Select Date Range Based on: Request entered Request closed Request last update

Selected Dates: to

Request Type (use ctrl to select multiple types)

- Crash - Assigned to Wrong Carrier
- Crash - Assigned to Wrong Driver
- Crash - Not Reportable
- Crash - Not Preventable

Status (use ctrl to select multiple types)

- All Open
- All Closed
- New
- Open - In Review

Event State

Report Number (separate multiple entries by a comma)

Entered by (last name, wildcard *)

US DOT # (separate multiple entries by a comma)

Company Name (wildcard *)

Detail Description Contains (no wildcard needed)


Better Data to Save More Lives

Data equips FMCSA to identify unsafe motor carriers and intervene when they pose a high risk to public safety. FMCSA regulates approximately 525,000 motor carriers with a limited staff of 1,100. Complete and accurate data helps ensure that, even with limited resources, FMCSA homes in on the highest risk carriers.

How the Enhanced DataQs Works

DataQs is easier to use than ever before. With the new My DataQs dashboard, DataQs steps users through the process of submitting an RDR or an IRR and then automatically pushes the request to the appropriate FMCSA or State reviewer. Afterwards, DataQs actively tracks the request and gives users regular status updates until there is a resolution.

Your Stake in Improving Data Quality




Motor Carriers

FMCSA and the public can see your data, so make sure that it accurately represents your company.



Drivers

Inaccurate data could adversely affect your Pre-Employment Screening Program Report.



FMCSA & State Partners

Crash, inspection, and registration data are central to your work prioritizing carriers for interventions.



Public

Make your contribution to safer roads by bringing questionable data to FMCSA's attention.

Log into the Enhanced DataQs

Anyone can use DataQs to submit an RDR on FMCSA-issued data. Existing users can log into DataQs as they normally do.

New users must register to use DataQs through the DataQs Website (<http://dataqs.fmcsa.dot.gov>).

Or, if you are a motor carrier with a Portal account (<http://portal.fmcsa.dot.gov>), you can log into the Portal to access DataQs.



Questions? Feedback?

Contact the DataQs technical support team at (877) 688-2984.