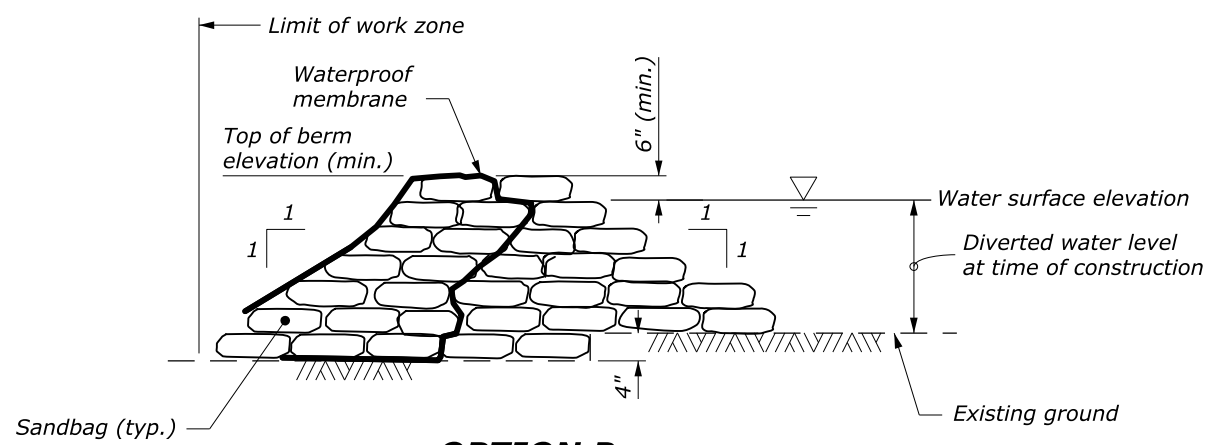
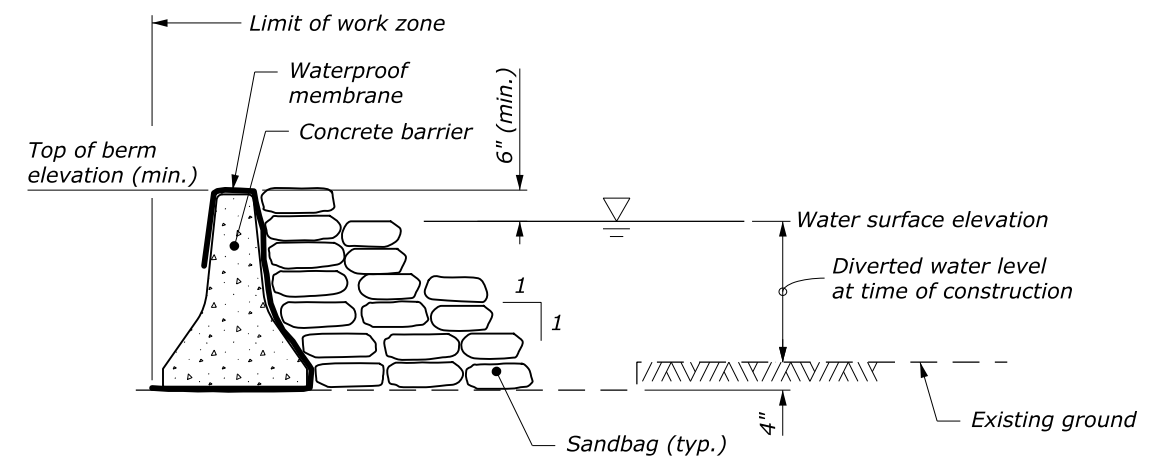


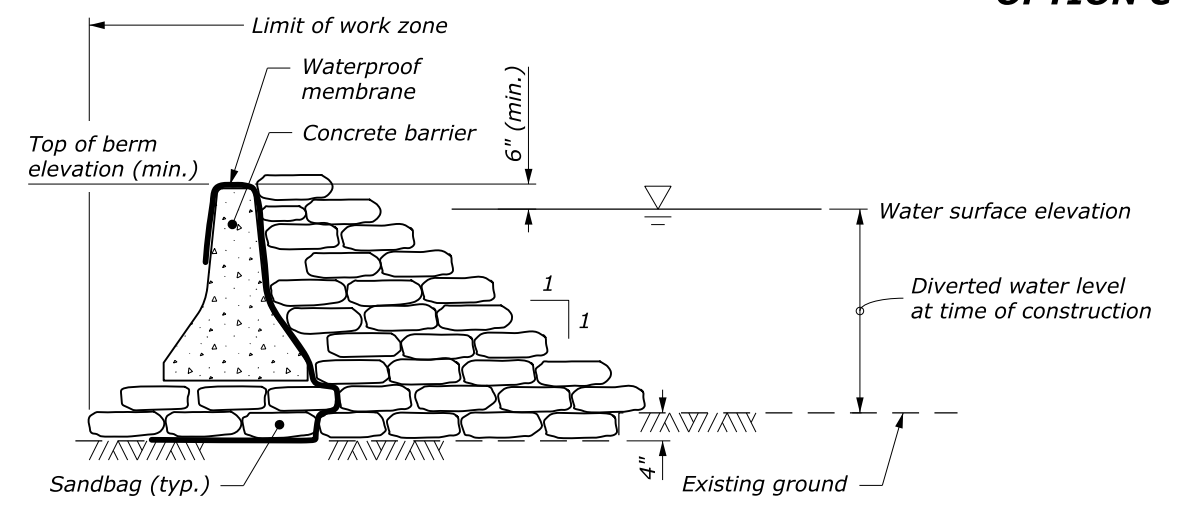
**OPTION A**



**OPTION B**



**OPTION C**



**OPTION D**

**NOTE:**

1. These options suggest configurations for diverting a stream during construction operations. Alternate stream diversion methods may be chosen (including any approved prefabricated or portable diversion berms, dams, etc.). As a minimum, provide a temporary diversion berm with a minimum height equal to the water surface elevation with 6" (min.) freeboard. Submit temporary stream diversion plans for approval prior to installation.
2. Place sandbags to form a pyramid by laying equal numbers of bottom rows as there are vertical course. Overlap the upper rows of sandbags above the joints in lower rows.
3. Place a maximum of one diversion in the stream at any given time.
4. While in use, inspect and maintain the temporary diversion berm daily. Repair as needed after rainfall events or as directed. Remove sediment when deposits reach half the height of the sandbag barrier.

NO SCALE

U.S. DEPARTMENT OF TRANSPORTATION FEDERAL HIGHWAY ADMINISTRATION WESTERN FEDERAL LANDS HIGHWAY DIVISION	
U.S. CUSTOMARY DETAIL	
<b>TEMPORARY DIVERSION BERM METHODS</b>	
DETAIL APPROVED FOR USE --/----	DETAIL
REVISED: 7/2016	W157-17