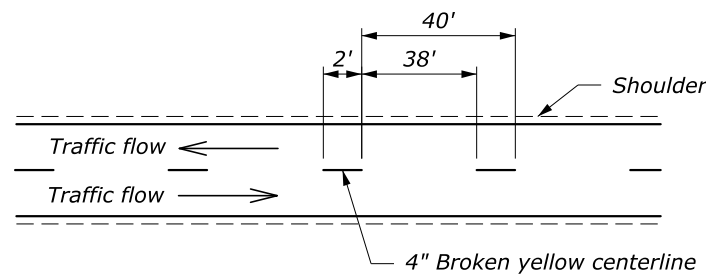
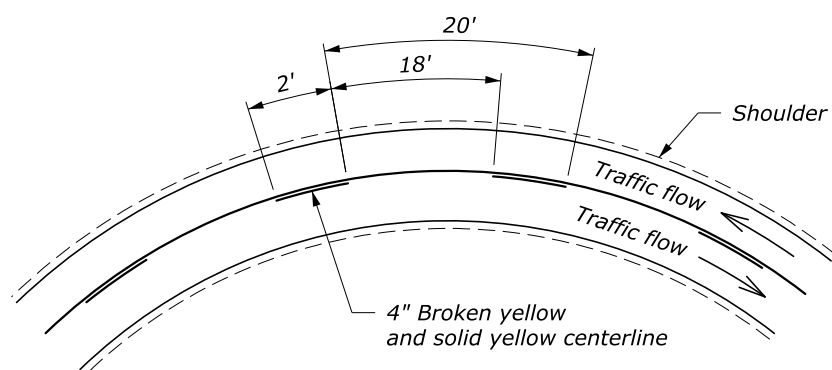


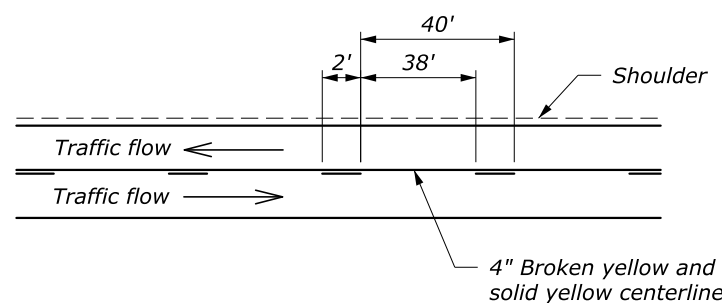
DETAIL A1
 Passing zone both directions
 Two-way traffic



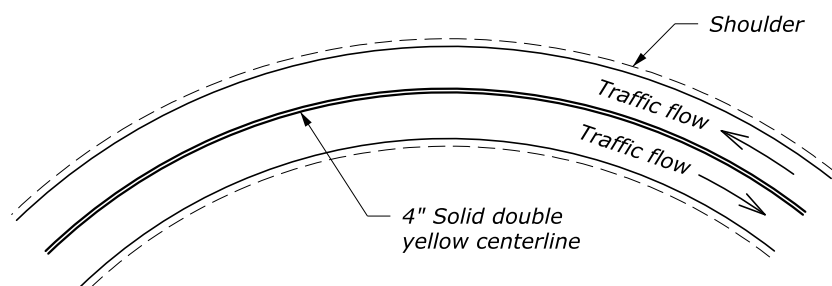
DETAIL B1
 Passing zone both directions
 Two-way traffic



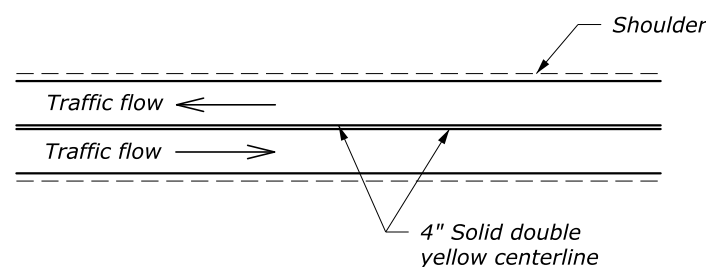
DETAIL A2
 No passing zone one direction
 Two-way traffic



DETAIL B2
 No Passing zone one direction
 Two-way traffic



DETAIL A3
 No passing zone both directions
 Two-way traffic



DETAIL B3
 No Passing zone both directions
 Two-way traffic

DETAIL A
 Curves < 500' Radius

DETAIL B
 Tangents or Curves ≥ 500' Radius

NOTE:

1. Use permanent pavement marking layout as designated in the contract to determine no passing zones for each direction of travel.
2. To substitute raised pavement markers for lines, use the following patterns:
 2' broken line: two pavement markers spaced 2' apart allowed by the gap shown based on curvature.
 Single solid line: pavement markers spaced on 10' centers.
 Double solid line: two pavement markers, side by side, spaced on 10' centers.
3. For ADT of greater than 1000 and periods of 3 days or less, Detail ET 635-3 may be used as an alternate. For ADT of 1000 or less, Detail ET 635-3 may be used as an alternate for the full 14 day temporary marking period.

M:\Standards_and_Details\EFLHD_Details\Drawings\FP-AU\updates ET_Details 3-2016\6352-EFL TEMP.dgn
 17-Mar-2016 04:16 PM

U.S. DEPARTMENT OF TRANSPORTATION FEDERAL HIGHWAY ADMINISTRATION EASTERN FEDERAL LANDS HIGHWAY DIVISION	
U.S. CUSTOMARY DETAIL TEMPORARY PAVEMENT MARKINGS	
STANDARD APPROVED FOR USE 6/2005 REVISED: 9/2011 3/2016	DETAIL ET 635-2