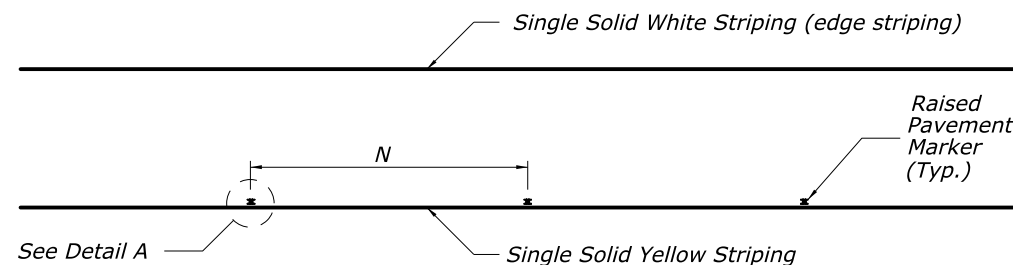


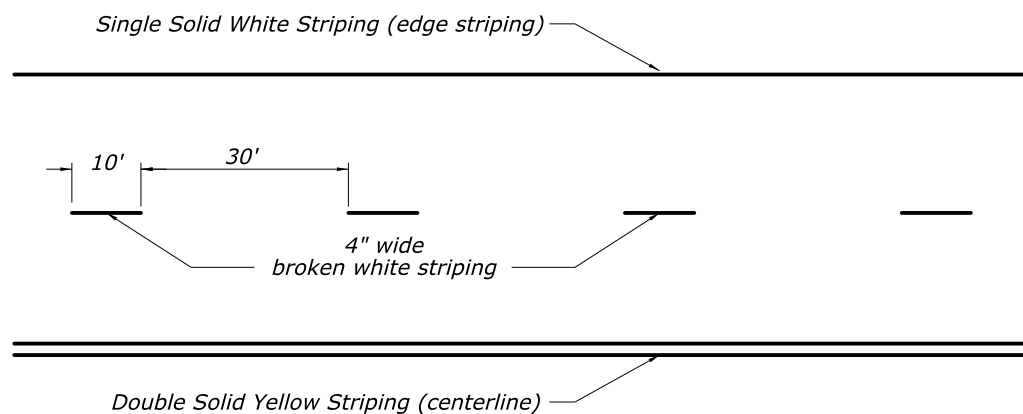
**DETAIL A**



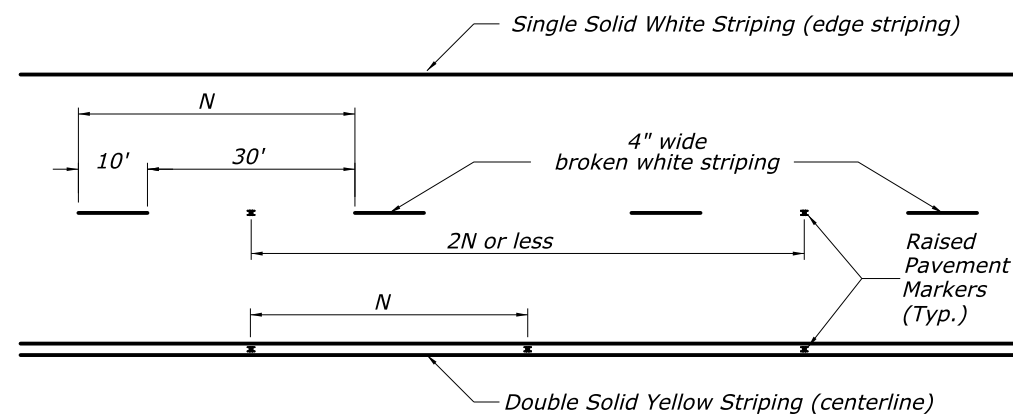
**SINGLE SOLID YELLOW STRIPING WITH RAISED PAVEMENT MARKERS**

**NOTES:**

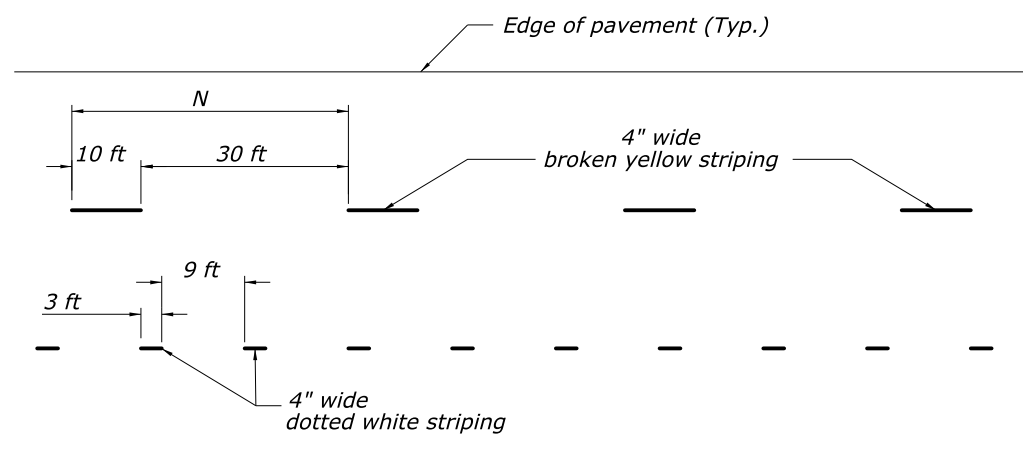
1. Install striping in accordance with the Manual on Uniform Traffic Control Devices (MUTCD), Latest Edition.
2. When raised pavement markers are required, space and install in accordance with the MUTCD and as shown in this detail or as directed by the CO.
3. When raised pavement markers are required, see Detail E634-02.



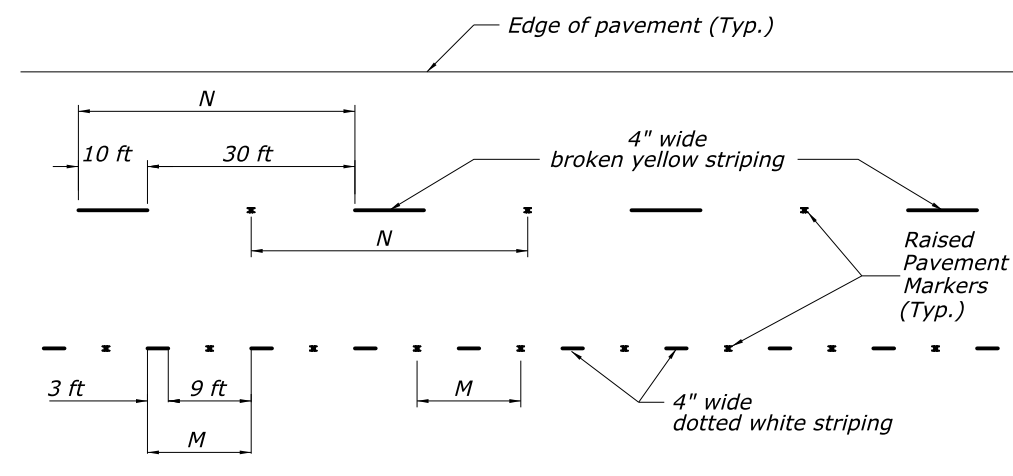
**BROKEN SINGLE WHITE AND DOUBLE SOLID YELLOW STRIPING**



**BROKEN SINGLE WHITE AND DOUBLE SOLID YELLOW STRIPING WITH RAISED PAVEMENT MARKERS**



**BROKEN SINGLE YELLOW AND DOTTED WHITE STRIPING**



**BROKEN SINGLE YELLOW AND DOTTED WHITE STRIPING WITH RAISED PAVEMENT MARKERS**

NO SCALE

U.S. DEPARTMENT OF TRANSPORTATION FEDERAL HIGHWAY ADMINISTRATION EASTERN FEDERAL LANDS HIGHWAY DIVISION	
U.S. CUSTOMARY DETAIL	
<b>PAVEMENT MARKINGS WITH AND WITHOUT RAISED PAVEMENT MARKERS</b>	
DETAIL APPROVED FOR USE	DETAIL
APPROVED: MAY 2011 REVISED: AUGUST 2015	E634-03