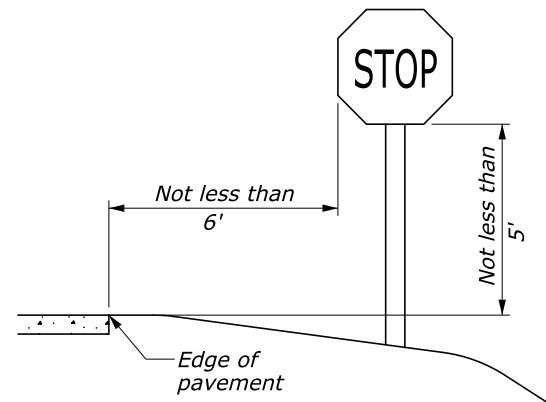
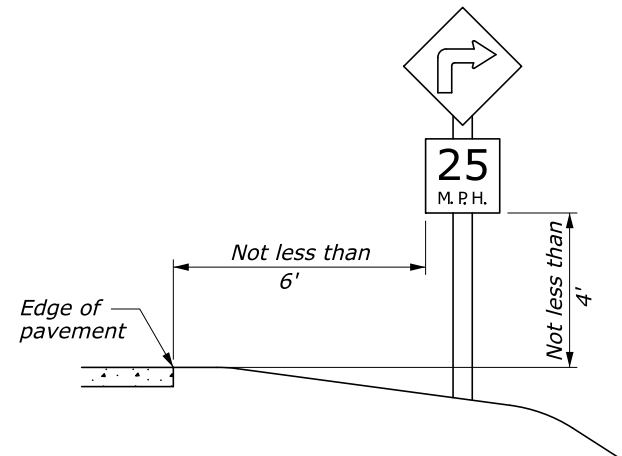


NOTES:

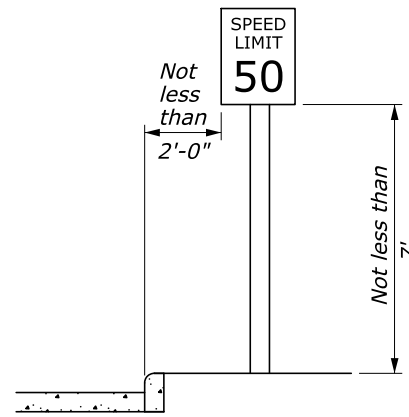
1. Locate and set sign height according to the 'Manual on Uniform Traffic Control Devices for Streets and Highways' (MUTCD), latest edition.
2. Use wood battens bolted to post at vertical spacings not to exceed 30-inches.
3. Use double posts if W is over 3 feet or the sign is larger than 10 square feet.
4. For sign punching details, see the blank standards in the "Standard Highway Signs" as specified in the MUTCD, latest edition.
5. For signs requiring posts sizes 6 inch x 6 inch and greater, signs are considered to be non-breakaway if multiple posts are required and posts cannot be spaced a minimum of 7 feet apart. Place non-breakaway signs outside the clearzone or shield with approved barrier. Do not place holes in posts of non-breakaway signs.
6. Provide Depth, D, according to the 'Manual on Uniform Traffic Control Devices for Streets and Highways' (MUTCD), latest edition, Section 2A.21 and the AASHTO manual 'Specifications for Structural Supports for Highway Signs, Luminaires, and Traffic Signals', latest edition or as directed by the CO. D(min.) is given in CHART A.



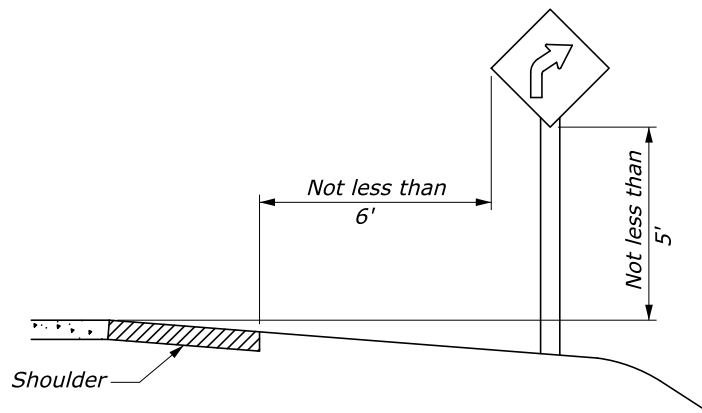
ROADSIDE SIGN RURAL DISTRICT NO SHOULDER



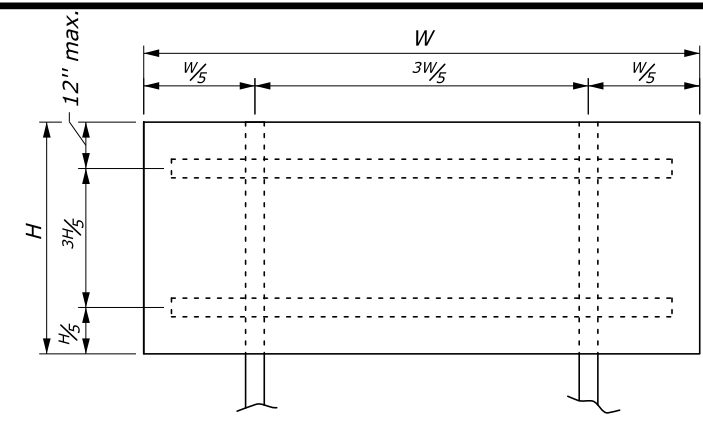
WARNING SIGN WITH ADVISORY SPEED PLAQUE RURAL DISTRICT



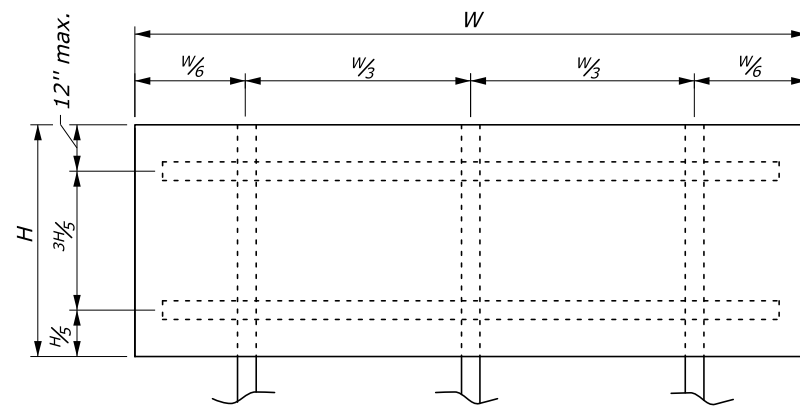
ROADSIDE SIGN BUSINESS OR RESIDENTIAL DISTRICT



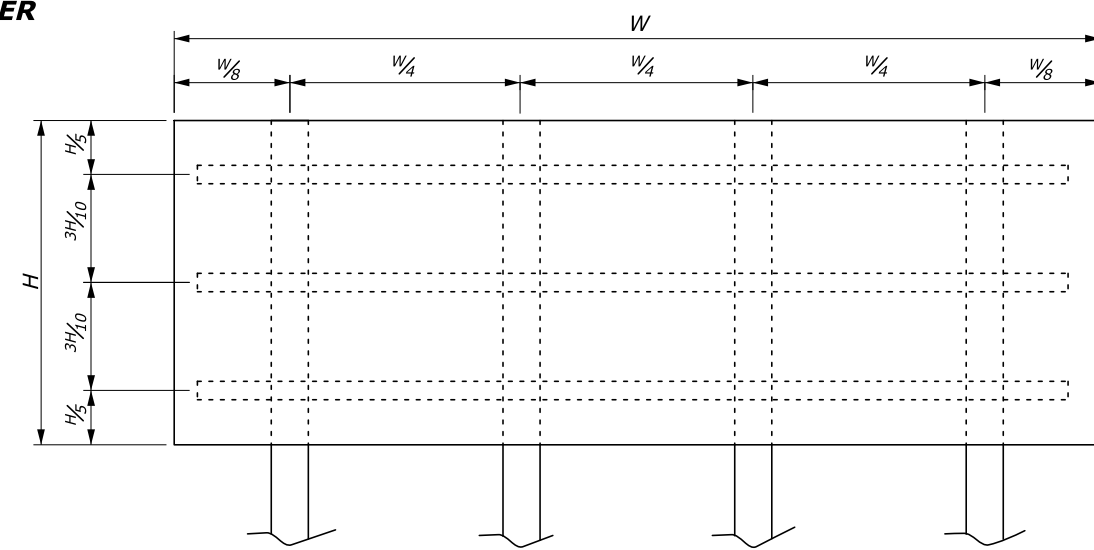
ROADSIDE SIGN RURAL DISTRICT WITH SHOULDER



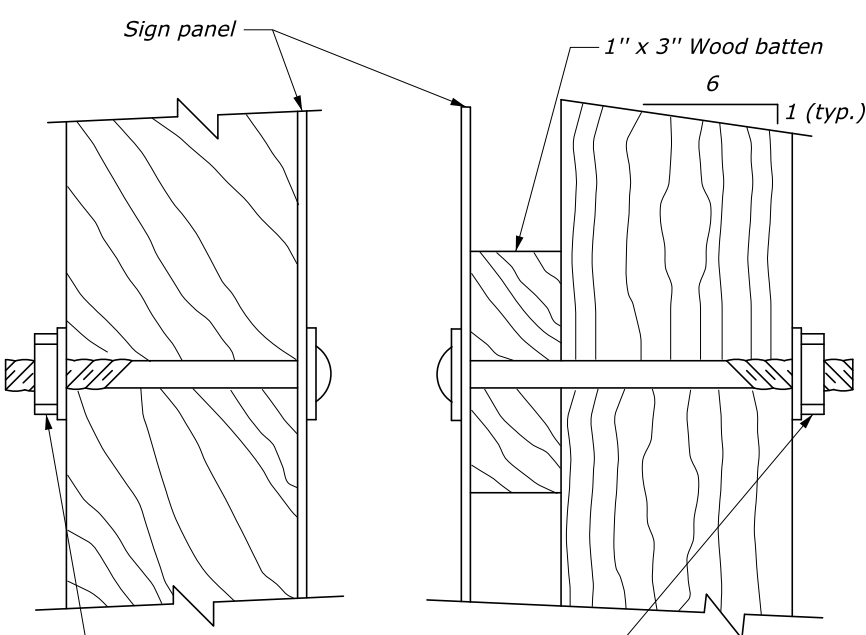
DOUBLE POST



TRIPLE POST



QUADRUPLE POST

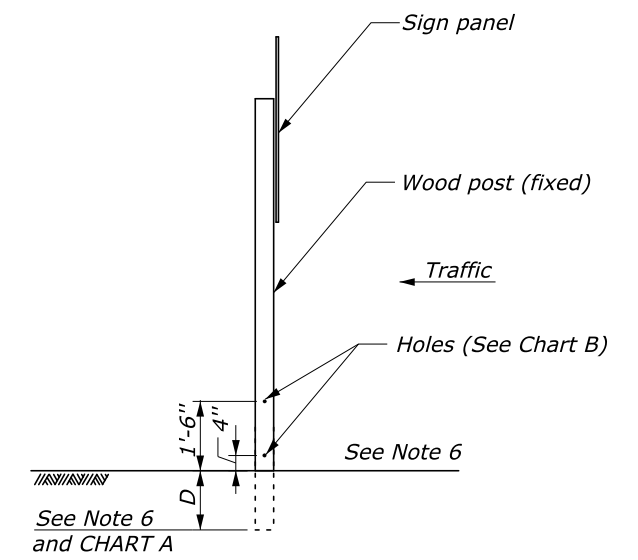


M10 bolt, hexnut and washer, 2024-T4 aluminum or galvanized steel or equal as approved by the CO.

WITHOUT BATTEN

WITH BATTEN

FASTENER DETAIL



BREAKAWAY SUPPORT DETAIL

CHART A					
Post Size (Inch)	D (min.) *	Maximum Sign Area (sq. ft.)			
		Single Post	Double Post	Triple Post	Quadruple Post
4 x 4 (Wood)	3'	10	20		
4 x 6 (Wood)	4'	15	35	45	60
6 x 6 (Wood)	4'	20	50	75	100

* See note 6

CHART B	
Post Size	Hole Diameter
4" x 4"	None Required
4" x 6"	1.5"
6" x 6"	2"
6" x 8"	3"

U.S. DEPARTMENT OF TRANSPORTATION
FEDERAL HIGHWAY ADMINISTRATION
EASTERN FEDERAL LANDS HIGHWAY DIVISION

U.S. CUSTOMARY DETAIL

SIGN STRUCTURES

DETAIL APPROVED FOR USE

APPROVED: MAY 2011
REVISED: MARCH 2015

NO SCALE

DETAIL E633-01