




2004 EDITION

English Version

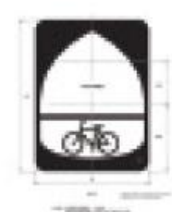

Standard Highway Signs

Including Pavement Markings and Standard Alphabets

2012 SUPPLEMENT



For use with the 2009 Manual on Uniform Traffic Control Devices for Streets and Highways



Standard Highway Signs 2004 Edition

2012 SUPPLEMENT

Preface

The information contained herein reflects the new and revised sign designs that have been adopted in the 2009 Edition of the *Manual on Uniform Traffic Control Devices for Streets and Highways* (MUTCD). This Supplement serves as an interim update until a new edition of the *Standard Highway Signs and Markings* publication is released at a future date. The sign designs contained in this Supplement will be incorporated into the new edition of *Standard Highway Signs and Markings*. The new edition, currently in progress, will contain expanded sign design guidelines, the Standard Alphabets, and updated information for standard arrow designs, pavement markings, and symbolic traffic control signal indications.

The new and updated sign designs in this Supplement supersede any previous designs for the same signs contained in the 2004 Edition of *Standard Highway Signs*.

March 2012

Standard Highway Signs 2004 Edition

2012 SUPPLEMENT

Table of Contents

Sign Designation	Name
Regulatory Signs	
R1-5b	Stop Here for Pedestrians (Left) Stop Here for Pedestrians (Right)
R1-5c	Stop Here for Pedestrians (Left) Stop Here for Pedestrians (Right)
R1-6b	see School Signs
R1-6c	see School Signs
R1-7	see Temporary Traffic Control Signs
R1-8	see Temporary Traffic Control Signs
R1-9	Overhead Pedestrian Crossing (Yield)
R1-9a	Overhead Pedestrian Crossing (Stop)
R1-10P	Except Right Turn (plaque)
R2-1	Speed Limit
R2-5P	Unless Otherwise Posted (plaque)
R2-5aP	Citywide (plaque)
R2-5bP	Neighborhood (plaque)
R2-5cP	Residential (plaque)
R2-6P	Fines Higher (plaque)
R2-6aP	Fines Double (plaque)
R2-6bP	Fine (plaque)
R2-10	Begin Higher Fines Zone
R2-11	End Higher Fines Zone
R2-12	see Temporary Traffic Control Signs
R3-8 Series	Advance Circular Intersection Lane Control - Left Turn Only, Optional Advance Circular Intersection Lane Control - Two Lanes Optional Advance Circular Intersection Lane Control - Optional, Through Only Advance Circular Intersection Lane Control - Optional, Right Turn Only
R3-9cP	Begin (plaque)
R3-9dP	End (plaque)
R3-11P	Motorcycles Allowed (plaque)
R3-12	HOV Lane Ahead (post-mounted)
R3-12a	HOV Lane Ends (post-mounted)
R3-12b	HOV Lane Ends Advance (post-mounted)
R3-12c	HOV Restriction Ends (post-mounted)
R3-12d	HOV Restriction Ends Advance (post-mounted)
R3-12e	HOV Lane Advance (post-mounted)
R3-12f	Preferential Lane Ahead (post-mounted)
R3-12g	Preferential Lane Ends (post-mounted)
R3-12h	Preferential Lane Ends Advance (post-mounted)
R3-14b	HOV Lane Full-Time Operation (overhead)
R3-14c	Preferential Lane Periods of Operation (overhead)
R3-15	HOV Lane Ahead (overhead)
R3-15a	HOV Lane Advance (overhead)

Sign Designation	Name
R3-15b	HOV Lane Ends (overhead)
R3-15c	HOV Restriction Ends (overhead)
R3-15d	Preferential Lane Ahead (overhead)
R3-15e	Preferential Lane Ends (overhead)
R3-20	Begin Right (Left) Turn Lane
R3-23	All Turns From Right Lane
R3-23a	U Turn From Right Lane
R3-24	All Turns Directional
R3-24a	U and Left Turns Directional
R3-24b	U Turn Directional
R3-25	All Turns Directional
R3-25a	U and Left Turns Directional
R3-25b	U Turn Directional
R3-26	U and Left Turns Directional
R3-26a	U Turn Directional
R3-27	No Straight Through
R3-28	Toll Rate
R3-29P	Pay Toll (plaque)
R3-30P	Take Ticket (plaque)
R3-33	Right Lane Must Exit
R3-40	Priced Managed Lane Vehicle Occupancy Definition (post-mounted)
R3-42	Priced Managed Lane Ends (post-mounted)
R3-42a	Priced Managed Lane Ends Advance (post-mounted)
R3-42b	Priced Managed Lane Restriction Ends (post-mounted)
R3-42c	Priced Managed Lane Restriction Ends Advance (post-mounted)
R3-43	Priced Managed Lane Vehicle Occupancy Definition
R3-44	Priced Managed Lane Periods of Operation (overhead)
R3-44a	Priced Managed Lane Periods of Operation (overhead)
R3-45	Priced Managed Lane Ends (overhead)
R3-45a	Priced Managed Lane Restriction Ends (overhead)
R3-48	Priced Managed Lane Toll Rate
R3-48a	Priced Managed Lane Toll Rate
R4-7c	Narrow Keep Right
R4-11	Bicycle May Use Full Lane
R4-12	Slow Vehicles with XX or More Following Vehicles Must Use Turn-Out
R4-13	Slow Vehicles Must Use Turn-Out Ahead
R4-14	Slow Vehicles Must Turn Out
R4-16	Keep Right Except to Pass
R4-17	Do Not Drive on Shoulder
R4-18	Do Not Pass on Shoulder
R5-4	No Commercial Vehicles
R5-5	No Vehicles with Lugs
R5-7	No Non-Motorized Traffic
R5-8	No Motor-Driven Cycles
R5-10a	No Pedestrians, Bicycles, Motor-Driven Cycles
R5-10b	No Pedestrians or Bicycles
R5-10c	No Pedestrians
R5-11	Authorized Vehicles Only
R6-4	Roundabout Directional (2 chevrons)
R6-4a	Roundabout Directional (3 chevrons)

Sign Designation	Name
R6-4b	Roundabout Directional (4 chevrons)
R6-5P	Roundabout Circulation (plaque)
R6-6	Begin One Way
R6-7	End One Way
R7-20	Parking Fee Station
R7-21	Pay Parking (Time Limit)
R7-21a	Pay Parking (Time Limit)
R7-22	Pay Parking
R7-23	Parking (Part-Time)
R7-23a	Parking (Time Limit, Part-Time)
R8-3bP	Except Sunday and Holidays (plaque)
R8-3eP	On Tracks (plaque)
R8-3fP	Except on Shoulder (plaque)
R8-3gP	Loading Zone (plaque)
R8-3hP	Time of Day (plaque)
R8-10a	Stop Here When Flashing
R9-13	No Skaters
R9-14	No Equestrians
R10-1	Cross Only On Green
R10-3	Push Button for Walk
R10-3a	Push Button to Cross Street - Wait for Walk
R10-3b	Push Button Educational
R10-3c	Push Button Educational
R10-3d	Push Button Educational (Two-Stage Crossing)
R10-3e	Push Button Countdown Educational
R10-3f	Push Button Educational - Street Name
R10-3g	Push Button Educational - Street Name
R10-3h	Push Button Educational - Street Name (Two-Stage Crossing)
R10-3i	Push Button Countdown Educational - Street Name
R10-4	Push Button for Green
R10-4a	Push Button - Wait for Green
R10-11c	No Turn on Red Except From Right Lane
R10-11d	No Turn on Red From This Lane
R10-14	Emergency Signal - Stop on Flashing Red
R10-14a	Emergency Signal - Stop on Flashing Red (overhead)
R10-14b	Stop Here on Flashing Red
R10-15	Turning Vehicles Yield to Pedestrians
R10-18	Traffic Laws Photo Enforced
R10-19P	Photo Enforced (plaque)
R10-20aP	Day(s) and Times (plaque)
R10-23	Crosswalk - Stop on Red
R10-24	Bicyclist Push Button for Green Light
R10-25	Push Button to Turn On Warning Lights
R10-26	Bicyclist Push Button for Green Light
R10-27	Left Turn Yield on Flashing Red Arrow After Stop
R10-28	XX Vehicles Per Green
R10-29	XX Vehicles Per Green Each Lane
R10-30	Right Turn on Red Must Yield to U-Turn
R10-31P	At Signal (plaque)
R10-32P	Push Button - Extra Crossing Time (plaque)

Sign Designation	Name
R13-1	Weigh Station
R15-1	Crossbuck
R15-2P	Number of Tracks (plaque)
R15-3P	Exempt (plaque)
R16-4	Move Disabled Vehicles From Travel Lanes
R16-5	Lights On When Using Wipers
R16-6	Lights On When Raining
R16-7	Turn On Headlights Next XX Miles
R16-8	Turn On Headlights
R16-9	Check Headlights
R16-10	Begin Daytime Headlight Section
R16-11	End Daytime Headlight Section

Warning Signs and Object Markers

W1-6	Large Arrow (One-Direction)
W1-7	Large Arrow (Two-Direction)
W1-10a	Combination Horizontal Alignment (Curve)/Cross Road
W1-10b	Combination Horizontal Alignment (Curve)/Fork
W1-10c	Combination Horizontal Alignment (Curve)/Skewed Side Road
W1-10d	Combination Horizontal Alignment (Reverse Curve)/Side Road
W1-10e	Combination Horizontal Alignment (Reverse Curve)/Cross Road
W3-6	Draw Bridge
W3-7	Ramp Meter Ahead
W3-8	Ramp Metered When Flashing
W4-3	Added Lane
W4-4aP	Traffic From Left (Right) Does Not Stop (plaque)
W4-4bP	Oncoming Traffic Does Not Stop (plaque)
W4-5P	No Merge Area (plaque)
W5-2	Narrow Bridge
W5-4a	Path Narrows
W7-3P	Grade (plaque)
W7-3aP	Next XX Miles (plaque)
W8-3	Pavement Ends
W8-4	Soft Shoulder
W8-5	Slippery When Wet
W8-5P	When Wet (plaque)
W8-5aP	Ice (plaque)
W8-5bP	Steel Deck (plaque)
W8-5cP	Excess Oil (plaque)
W8-10	Bicycle Surface Condition
W8-10P	Slippery When Wet (plaque)
W8-12	No Center Line
W8-13	Bridge Ices Before Road
W8-14	Fallen Rocks
W8-15	Grooved Pavement
W8-15P	Motorcycle (plaque)
W8-16	Metal Bridge Deck
W8-17	Shoulder Drop-Off
W8-17P	Shoulder Drop-Off (plaque)

Sign Designation	Name
W8-18	Road May Flood
W8-19	Flood Gauge
W8-21	Gusty Winds Area
W8-22	Fog Area
W8-23	No Shoulder
W8-24	see Temporary Traffic Control Signs
W8-25	Shoulder Ends
W9-6	Pay Toll Advance
W9-6P	Pay Toll Advance (plaque)
W9-6a	Stop Ahead Pay Toll
W9-6aP	Stop Ahead Pay Toll (plaque)
W9-7	Right (Left) Lane Exit Only Ahead
W10-5P	Low Ground Clearance (plaque)
W10-7	Light Rail Activated Blank-Out Symbol
W10-9	No Train Horn
W10-9P	No Train Horn (plaque)
W10-11a	Storage Space
W10-11b	Storage Space Behind
W10-13P	No Gates or Lights (plaque)
W10-14P	Next Crossing (plaque)
W10-14aP	Use Next Crossing (plaque)
W10-15P	Rough Crossing (plaque)
W11-6	Snowmobile
W11-15	Combination Bike and Pedestrian Crossing
W11-15P	Trail Crossing (plaque)
W11-15a	Trail Crossing
W11-16	Large Animal - Bear
W11-17	Large Animal - Sheep
W11-18	Large Animal - Bighorn Sheep
W11-19	Large Animal - Donkey
W11-20	Large Animal - Elk
W11-21	Large Animal - Moose
W11-22	Large Animal - Wild Horse
W13-6	Combination Horizontal Alignment/ Advisory Exit Speed
W13-7	Combination Horizontal Alignment/ Advisory Ramp Speed
W14-1	Dead End
W14-1a	Dead End (directional)
W14-2	No Outlet
W14-2a	No Outlet (directional)
W16-2aP	Distance - Feet - (1-line plaque)
W16-4P	Next XX Feet (plaque)
W16-9P	Ahead (plaque)
W16-10P	Photo Enforced (plaque)
W17-1	Speed Hump
W19-1	Freeway Ends Advance
W19-2	Expressway Ends Advance
W19-3	Freeway Ends
W19-4	Expressway Ends
W19-5	All Traffic Must Exit
W23-2	New Traffic Pattern Ahead

Sign Designation	Name
------------------	------

Guide Signs

D1-1	Destination (1 line)
D1-1a	Destination and Distance (1 line)
D1-1b	Bicycle Destination (1 line)
D1-1c	Bicycle Destination and Distance (1 line)
D1-1d	Circular Intersection Exit Direction
D1-1e	Circular Intersection Exit Direction
D1-2	Destination (2 lines)
D1-2a	Destination and Distance (2 lines)
D1-2b	Bicycle Destination (2 lines)
D1-2c	Bicycle Destination and Distance (2 lines)
D1-2d	Circular Intersection Destination (2 lines)
D1-3	Destination (3 lines)
D1-3a	Destination and Distance (3 lines)
D1-3b	Bicycle Destination (3 lines)
D1-3c	Bicycle Destination and Distance (3 lines)
D1-3d	Circular Intersection Destination (3 lines)
D1-5	Circular Intersection Diagrammatic
D2-1	Distance (1 line)
D2-2	Distance (2 lines)
D2-3	Distance (3 lines)
D3-1	Street Name (1 line)
	Street Name (1 line, Alternate Color Arrangement)
	Street Name (2 lines)
D3-1a	Street Name with Route Sign
D3-2	Advance Street Name (2 lines)
	Advance Street Name (3 lines)
	Advance Street Name (4 lines)
D4-2	Park - Ride
D5-1	Rest Area Advance
D5-1a	Rest Area Next Right
D5-2	Rest Area Exit Direction
D5-2a	Rest Area Gore
D5-5	Rest Area Directional
D5-6	Next Rest Area
D5-7	Rest Area Tourist Info Center Advance
D5-8	Rest Area Tourist Info Center Exit Direction
D5-11	Rest Area Tourist Info Center Next Right
D5-12	Interstate Oasis
D5-12P	Interstate Oasis (plaque)
D5-13	Brake Check Area Advance
D5-14	Brake Check Area Directional
D5-15	Chain-Up Area Advance
D5-16	Chain-Up Area Directional
D9-6P	Van Accessible (plaque)
D9-10	Tourist Information
D9-11b	Electric Vehicle Charging
D9-11bP	Electric Vehicle Charging (plaque)
D9-11c	Alternative Fuel - Ethanol
D9-13aP	Hospital (plaque)

Sign Designation	Name
D9-13bP	Ambulance Station (plaque)
D9-13cP	Emergency Medical Care (plaque)
D9-13dP	Trauma Center (plaque)
D9-14	Police
D9-16	Truck Parking
D9-17P	Next Services (plaque)
D9-20	Pharmacy
D9-20aP	24-Hour (plaque)
D9-21	Telecommunication Device for the Deaf
D9-22	Wireless Internet
D11-1a	Bicycle Guide
D11-1bP	Bike Route (plaque)
D11-1c	Bike Route (Destination)
D11-2	Pedestrian Guide
D11-3	Skaters Guide
D11-4	Equestrians Guide
D12-2	Carpool Information
D12-4	Emergency Call 911
D12-5	Travel Info Call 511 (pictograph)
D12-5a	Travel Info Call 511
D13-3a	Freeway Entrance Direction
D15-1	Combination Lane Use / Destination
D17-1	Next Truck Lane
D17-2	Truck Lane Advance
D17-7	Slow Vehicle Turn-Out Advance
E1-5P	Exit Number (plaque)
E1-5aP	Left (plaque)
E1-5bP	Left Exit Number (plaque)
E2-1P	Next Exit (1-line plaque)
E2-1aP	Next Exit (2-line plaque)
E5-1	Exit Gore
E5-1a	Exit Gore - Number
E5-1bP	Exit Gore - Number (plaque)
E5-1c	Narrow Exit Gore
E6-2	Pull-Through
E6-2a	Pull-Through
E8-1	Preferential Lane Entrance Gore
E8-1a	Preferential Lane Intermediate Entrance Gore
E8-2	Preferential Lane Entrance Direction (overhead)
E8-2a	Preferential Lane Entrance Direction (post-mounted)
E8-3	Preferential Lane Entrance Advance
E8-4	Preferential Lane Direct Exit Gore
E8-5	Preferential Lane Intermediate Egress Direction
E8-6	Preferential Lane Intermediate Egress Advance
E11-1	Exit Only (down arrow)
E11-1a	Exit
E11-1b	Only
E11-1c	Exit Only
E11-1d	Exit Only (Exit Direction)
E11-1e	Exit Only (Exit Direction)

Sign Designation	Name
E11-1f	Exit Only (2 down arrows)
E11-2	Left
E13-1P	Exit Gore Advisory Speed (plaque)
E13-2	Exit Direction Advisory Speed
I1-1	Signals Set for XX MPH
I-9	Vehicle Ferry Terminal
I-13	Grade Crossing Emergency Notification
M1-6	County Route Sign
M3-1	Cardinal Direction - NORTH
M3-2	Cardinal Direction - EAST
M3-3	Cardinal Direction - SOUTH
M3-4	Cardinal Direction - WEST
M4-8	see Temporary Traffic Control Signs
M4-14	Begin
M4-15	Toll
M4-16	No Cash
M4-17	Toll Collector Symbol
M4-18	Exact Change Symbol
M4-20	Electronic Toll Collection Account Only
M5-1	Advance Turn Arrow Auxiliary
M5-2	Advance Turn Arrow Auxiliary
M5-3	Advance Turn Arrow Auxiliary - Circular Intersection
M5-4	Lane Designation Auxiliary - Left Lane
M5-5	Lane Designation Auxiliary - Center Lane
M5-6	Lane Designation Auxiliary - Right Lane
M6-1	Directional Arrow Auxiliary
M6-2	Directional Arrow Auxiliary
M6-2a	Directional Arrow Auxiliary
M6-3	Directional Arrow Auxiliary
M6-4	Directional Arrow Auxiliary
M6-5	Directional Arrow Auxiliary
M6-6	Directional Arrow Auxiliary
M6-7	Directional Arrow Auxiliary
EM-1	Evacuation Route
EM-1a	Evacuation Route (Tsunami)

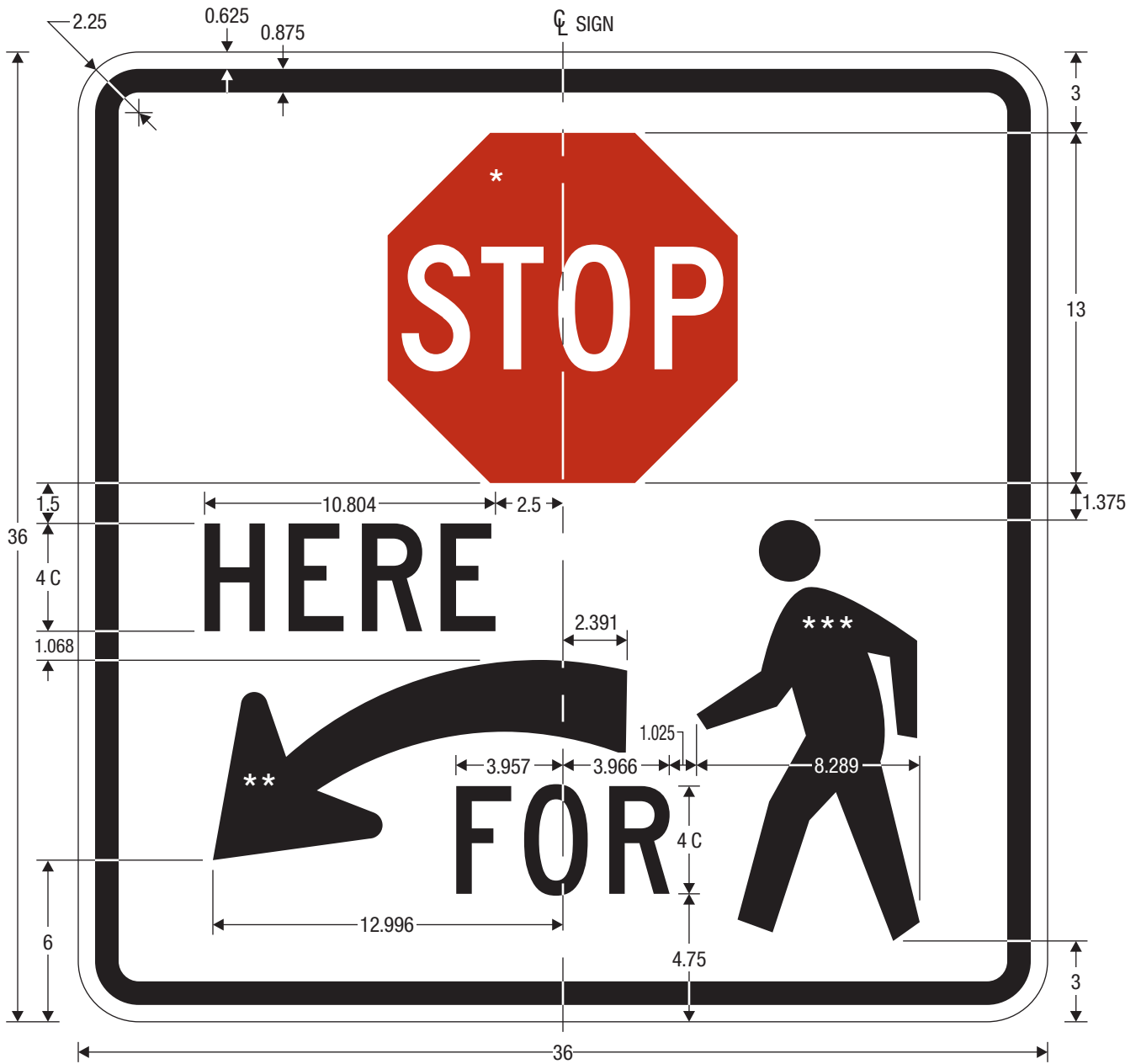
Temporary Traffic Control Signs

R1-7	Wait on Stop
R1-8	Go on Slow
R2-12	End Work Zone Speed Limit
W8-24	Steel Plate Ahead
W20-2	Detour Advance
W20-3	Road Closed Advance
W20-4	One-Lane Road Advance
W20-5	Lane Closed Advance
W20-5a	Lanes Closed Advance
W20-7	Flagger
W20-7a	Flagger
W20-8	Stop-Slow Paddle

Sign Designation	Name
W21-1	Workers
W21-1a	Workers
W21-4	Slow Moving Vehicle
W21-8	Mowing Ahead
W22-1	Blasting Zone Ahead
W22-3	End Blasting Zone
W24-1cP	All Lanes (plaque)
G20-5aP	Work Zone (plaque)
M4-8	Detour

School Signs

S3-1	School Bus Stop Ahead
S3-2	School Bus Turn Ahead
S4-7P	All Year (plaque)
S5-3	End School Speed Limit
R1-6b	In-Street School Crossing (Yield)
R1-6c	In-Street School Crossing (Stop)



R1-5b

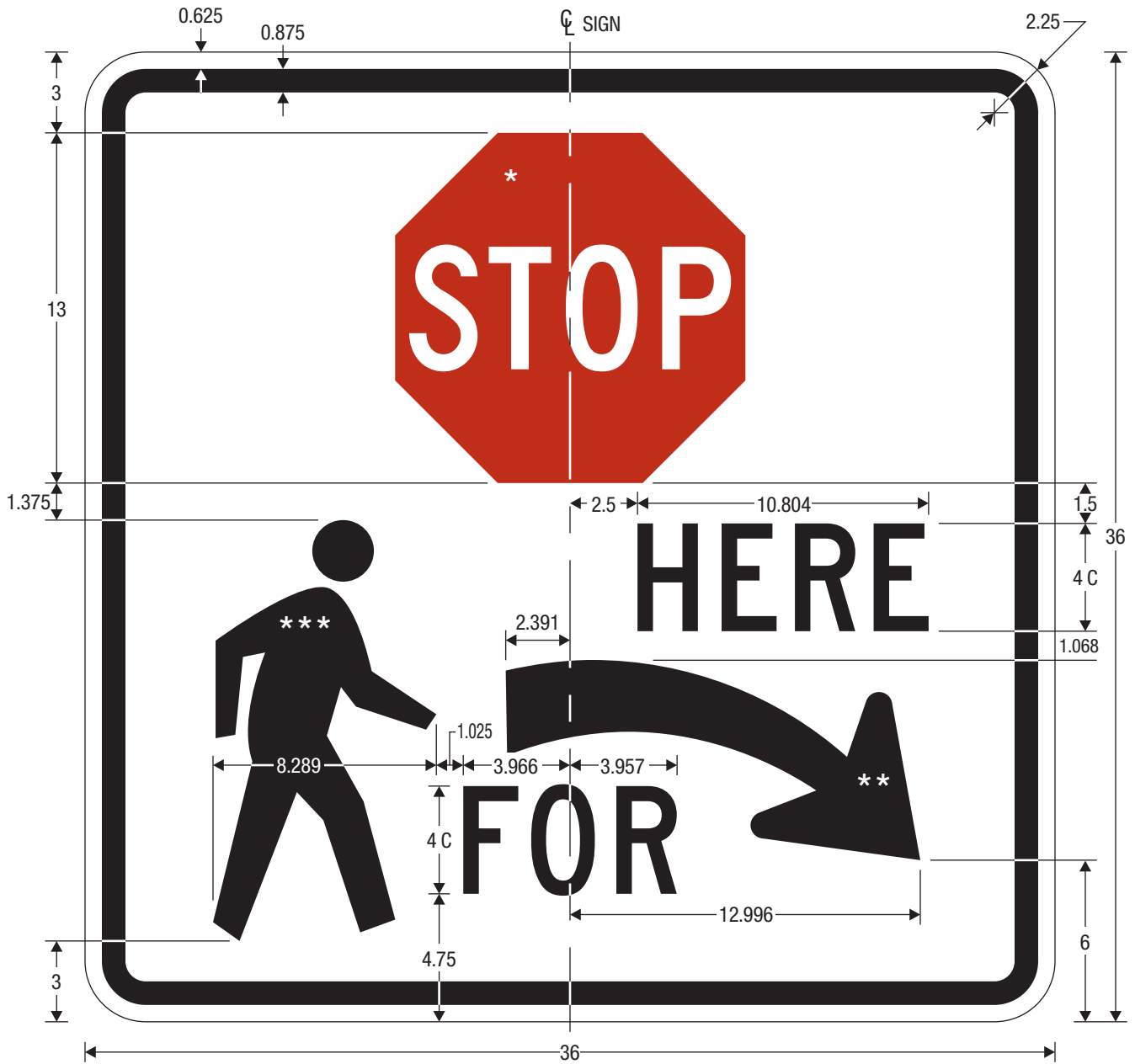
STOP HERE FOR PEDESTRIANS (LEFT)

* See R1-1 for detail.

** See R10-6a for detail.

*** See page 6-10 for symbol design.

COLORS: LEGEND, BORDER – BLACK
 BACKGROUND – WHITE (RETROREFLECTIVE)
 STOP SYMBOL – RED (RETROREFLECTIVE)



R1-5b

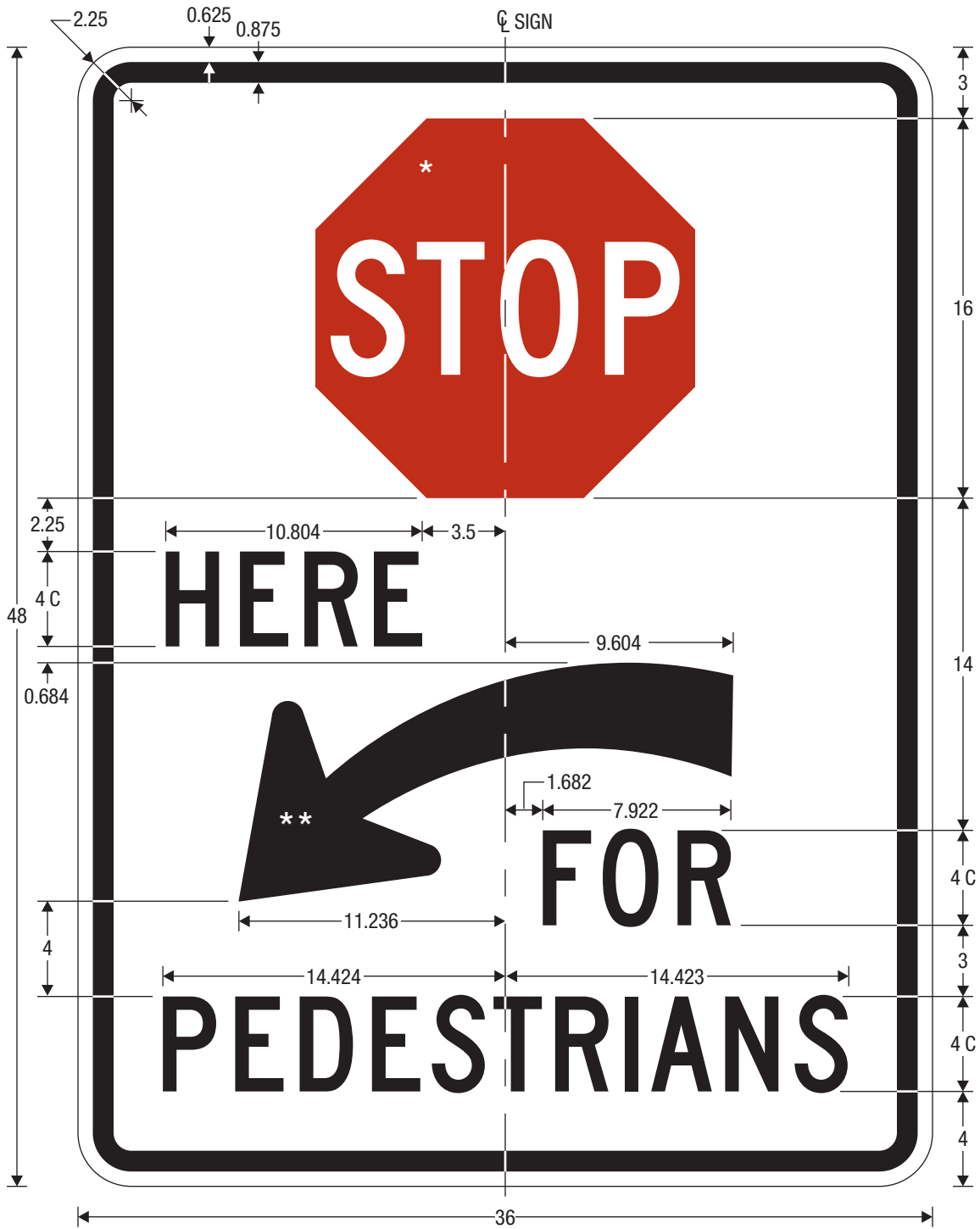
STOP HERE FOR PEDESTRIANS (RIGHT)

* See R1-1 for detail.

** See R10-6a for detail.

*** See page 6-10 for symbol design.

COLORS: LEGEND, BORDER — BLACK
 BACKGROUND — WHITE (RETROREFLECTIVE)
 STOP SYMBOL — RED (RETROREFLECTIVE)



R1-5c

STOP HERE FOR PEDESTRIANS (LEFT)

* See R1-1 for detail.

** See R10-6a for detail.

COLORS: LEGEND, BORDER — BLACK
BACKGROUND — WHITE (RETROREFLECTIVE)
STOP SYMBOL — RED (RETROREFLECTIVE)



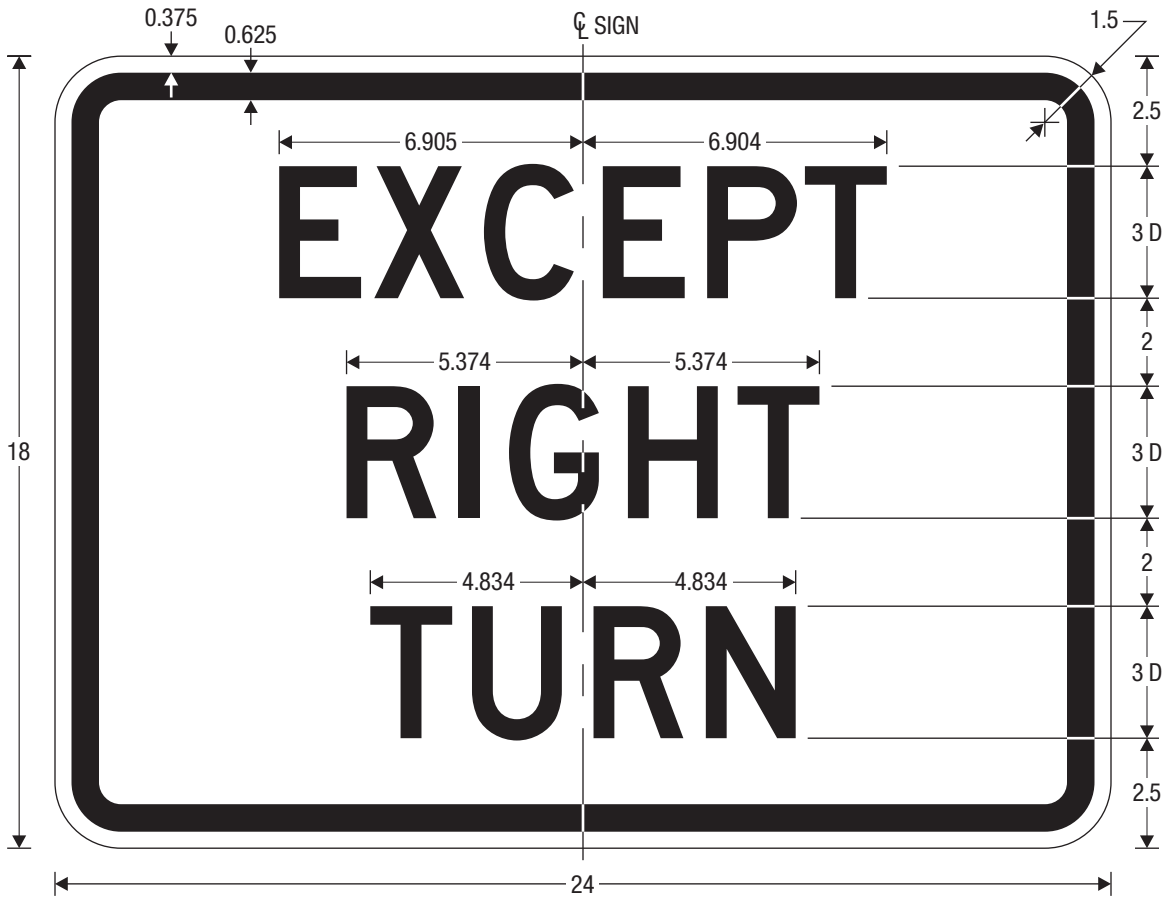
R1-5c

STOP HERE FOR PEDESTRIANS (RIGHT)

* See R1-1 for detail.

** See R10-6a for detail.

COLORS: LEGEND, BORDER — BLACK
BACKGROUND — WHITE (RETROREFLECTIVE)
STOP SYMBOL — RED (RETROREFLECTIVE)



R1-10P
EXCEPT RIGHT TURN

COLORS: LEGEND, BORDER – BLACK
BACKGROUND – WHITE (RETROREFLECTIVE)

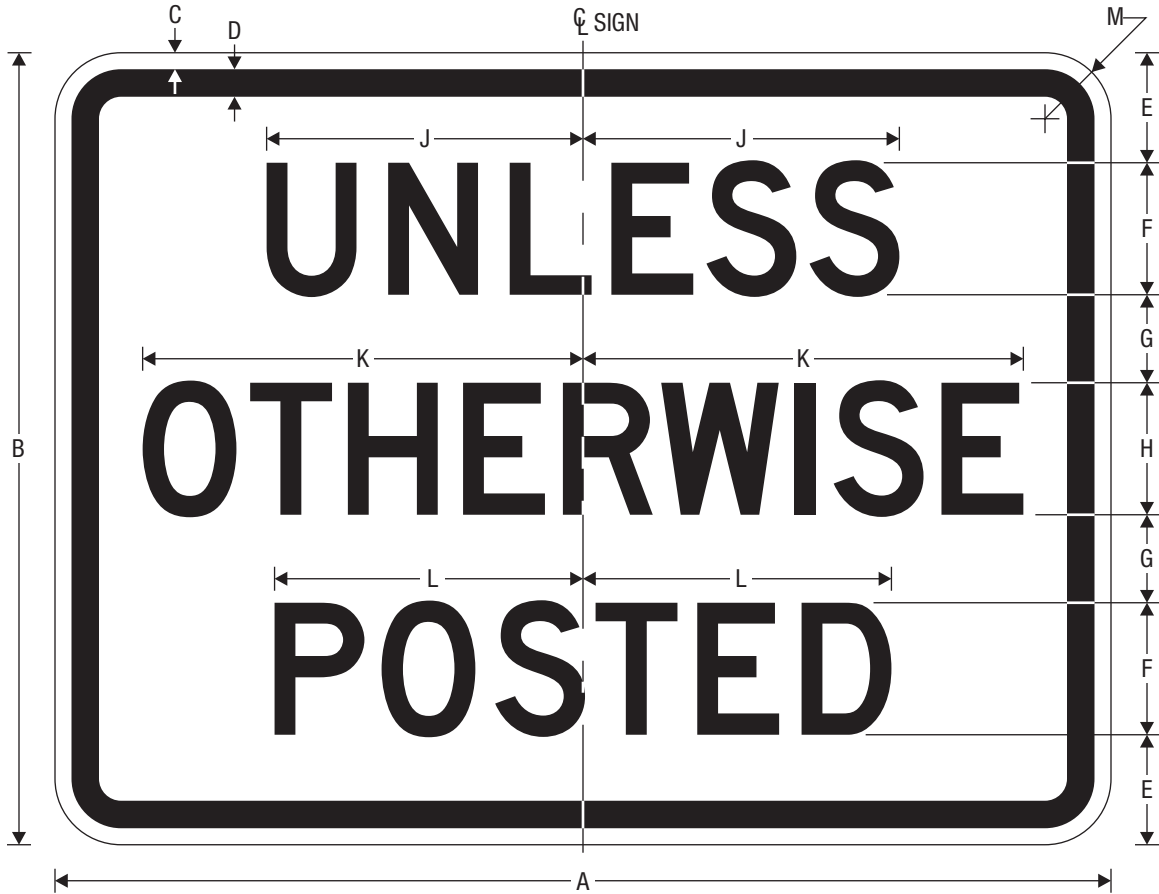


R2-1
SPEED LIMIT

* Optically space numerals about centerline.

A	B	C	D	E	F	G	H	J	K	L
18	24	0.375	0.625	3	3 E	2	8 E	7.052	5.491	1.5
24	30	0.375	0.625	4	4 E	2	10 E	9.403	7.321	1.5
30	36	0.5	0.75	4.5	5 E	2.5	12 E	11.754	9.151	1.875
36	48	0.625	0.875	6	6 E	5	14 E	14.105	10.981	2.25
48	60	0.75	1.25	8	8 E	6	16 E	18.806	14.642	3

COLORS: LEGEND, BORDER – BLACK
BACKGROUND – WHITE (RETROREFLECTIVE)



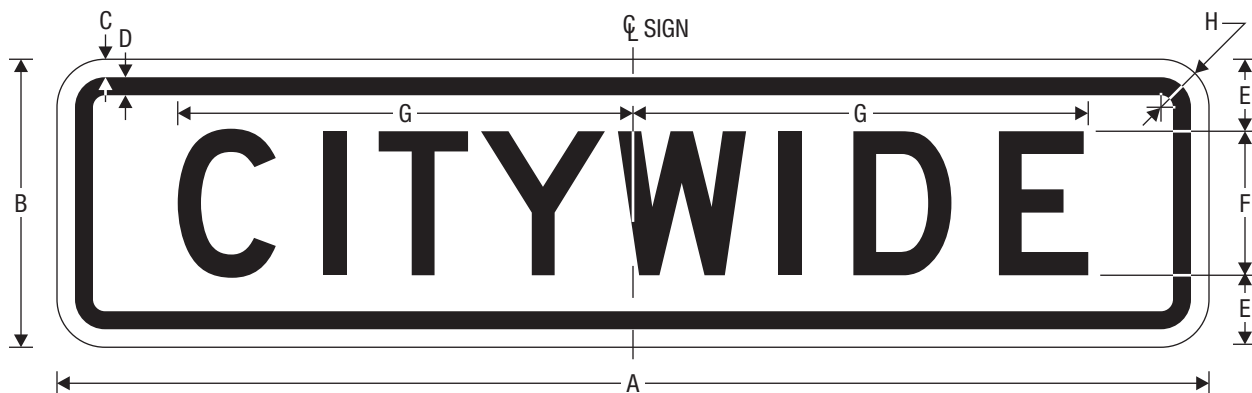
R2-5P

UNLESS OTHERWISE POSTED

* Reduce character spacing 20%.

A	B	C	D	E	F	G	H	J	K	L	M
24	18	0.375	0.625	2.5	3 D	2	3 D*	7.191	10.008	7.01	1.5
36	24	0.375	0.625	3.25	4 D	2.75	4 D	9.587	13.848	9.347	1.5


COLORS: LEGEND, BORDER – BLACK
BACKGROUND – WHITE (RETROREFLECTIVE)



R2-5aP
CITYWIDE (PLAQUE)



R2-5bP
NEIGHBORHOOD (PLAQUE)



R2-5cP
RESIDENTIAL (PLAQUE)

- * Increase character spacing 50%.
- ** Reduce character spacing 20%.

A	B	C	D	E	F	G	H	J	K	L	M
24	6	0.375	0.375	1.5	3 D*	9.484	1	3 B	10.354	3 C	10.219
30	9	0.375	0.625	2.5	4 D*	12.646	1.5	4 B**	13.006	4 C**	12.981

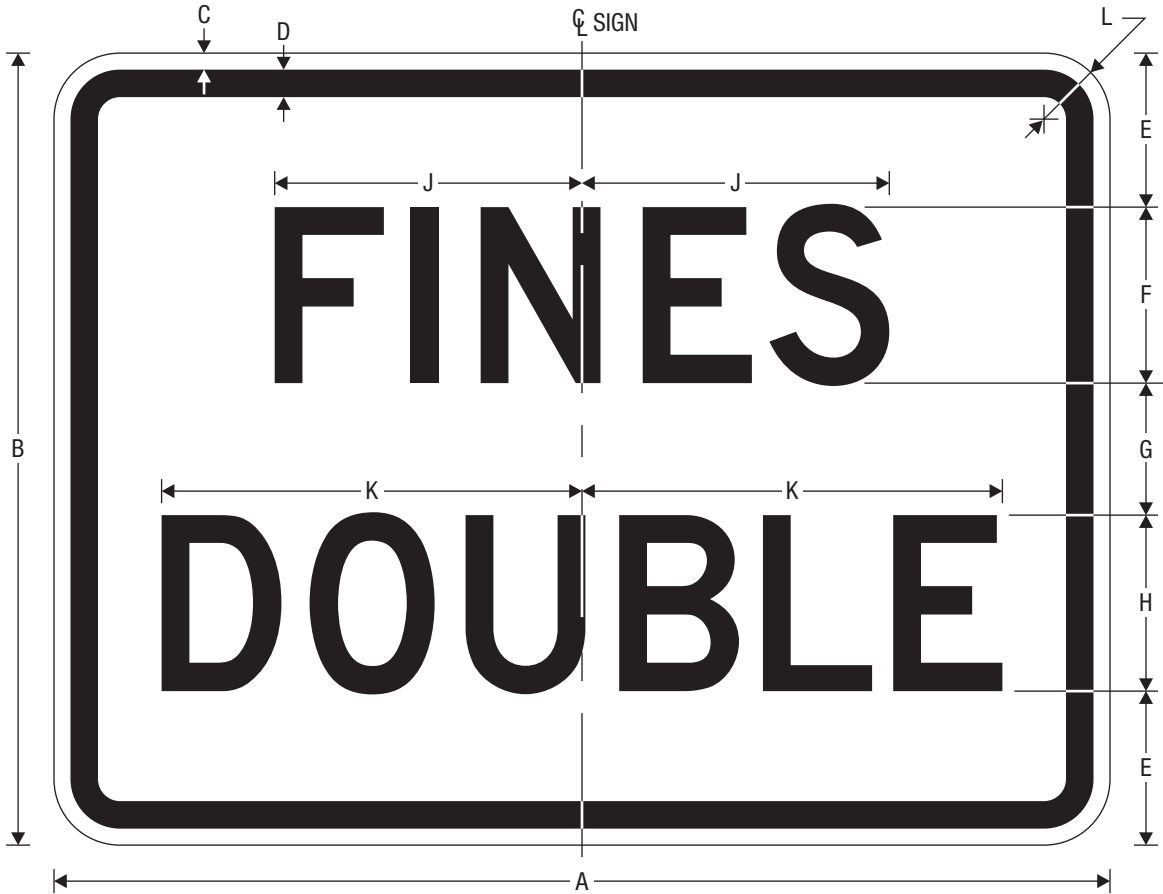
COLORS: LEGEND, BORDER – BLACK
BACKGROUND – WHITE (RETROREFLECTIVE)



R2-6P
 FINES HIGHER

A	B	C	D	E	F	G	H	J	K
24	18	0.375	0.625	3.5	4 D	3	6.984	9.187	1.5
36	24	0.375	0.625	4.125	6 D	3.75	10.476	13.780	1.5
48	36	0.625	0.875	7	8 D	6	13.968	18.373	2.25

COLORS: LEGEND, BORDER – BLACK
 BACKGROUND – WHITE (RETROREFLECTIVE)

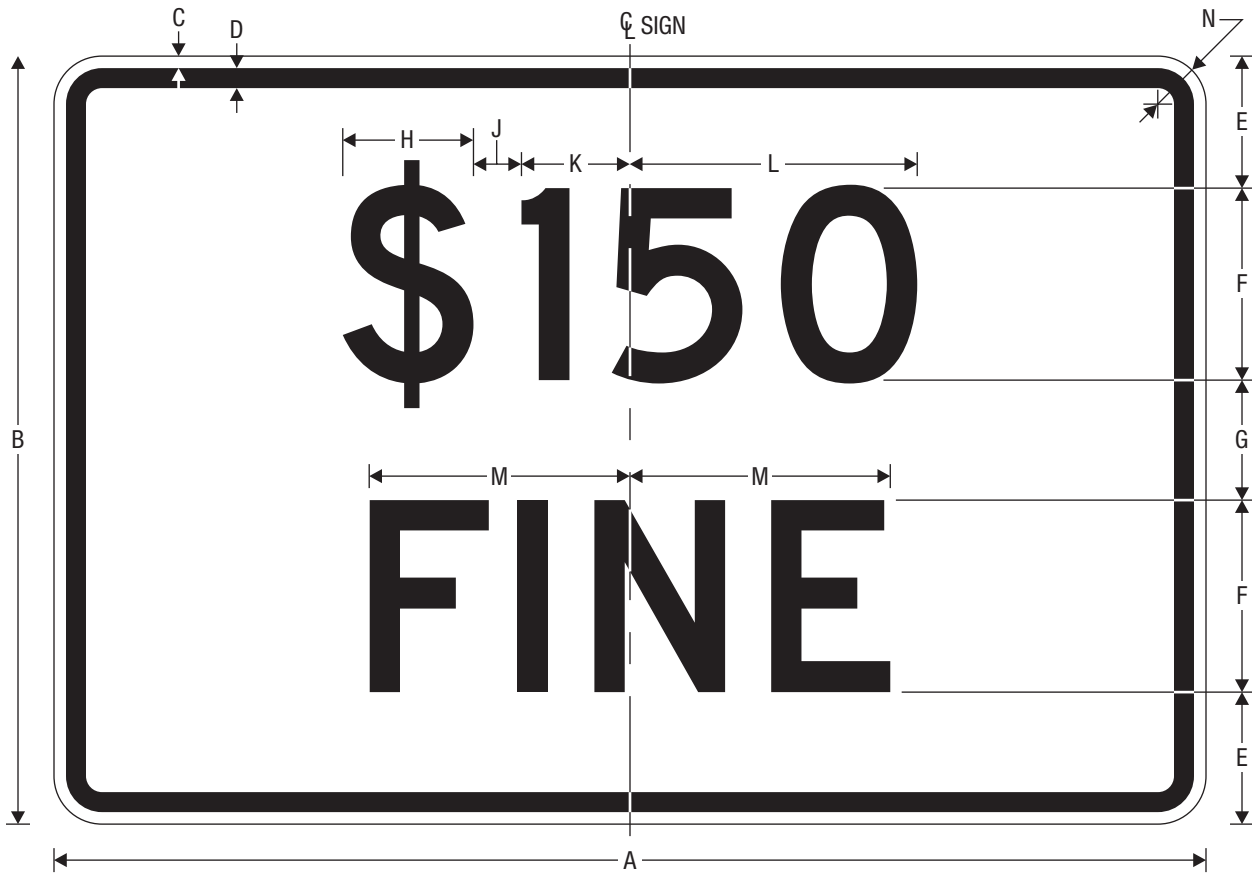


R2-6aP
 FINES DOUBLE

* Reduce character spacing 20%.

A	B	C	D	E	F	G	H	J	K	L
24	18	0.375	0.625	3.5	4 D	3	4 D*	6.984	9.555	1.5
36	24	0.375	0.625	4.125	6 D	3.75	6 D*	10.476	14.332	1.5
48	36	0.625	0.875	7	8 D	6	8 D*	13.968	19.109	2.25

COLORS: LEGEND, BORDER – BLACK
 BACKGROUND – WHITE (RETROREFLECTIVE)



R2-6bP
 FINE (PLAQUE)

A	B	C	D	E	F	G	H	J	K	L	M	N
24	18	0.375	0.625	3.5	4 D	3	2.723	1	2.261	5.984	5.423	1.5
36	24	0.375	0.625	4.125	6 D	3.75	4.085	1.5	3.392	8.976	8.134	1.5
48	36	0.625	0.875	7	8 D	6	5.446	2	4.522	11.968	10.845	2.25

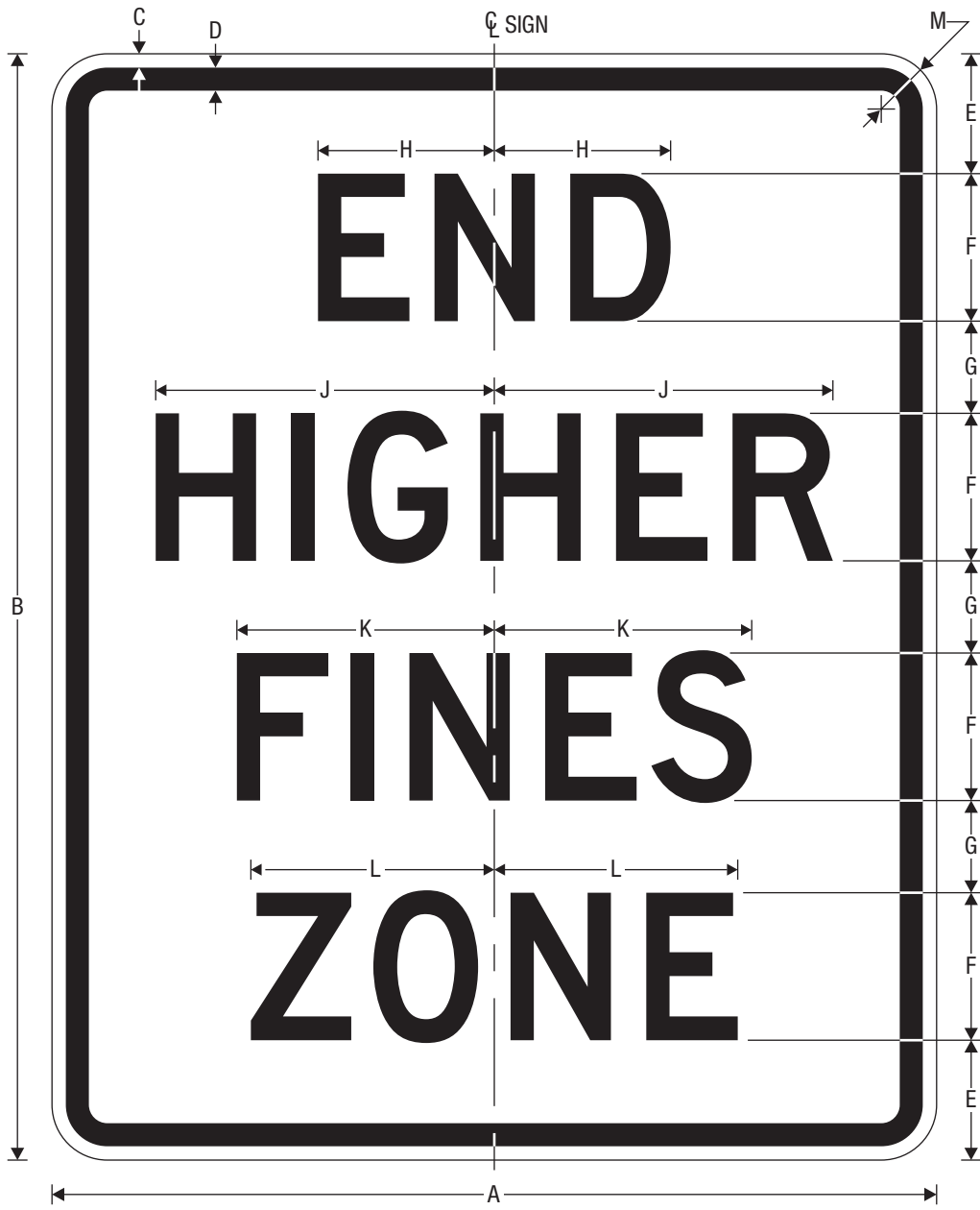
COLORS: LEGEND, BORDER – BLACK
 BACKGROUND – WHITE (RETROREFLECTIVE)



R2-10
 BEGIN HIGHER FINES ZONE

A	B	C	D	E	F	G	H	J	K	L	M
24	30	0.375	0.625	3.25	4 D	2.5	7.205	9.187	6.984	6.605	1.5
36	48	0.625	0.875	6	6 D	4	10.808	13.780	10.476	9.907	2.25
48	60	0.75	1.25	6.5	8 D	5	14.410	18.373	13.968	13.209	3

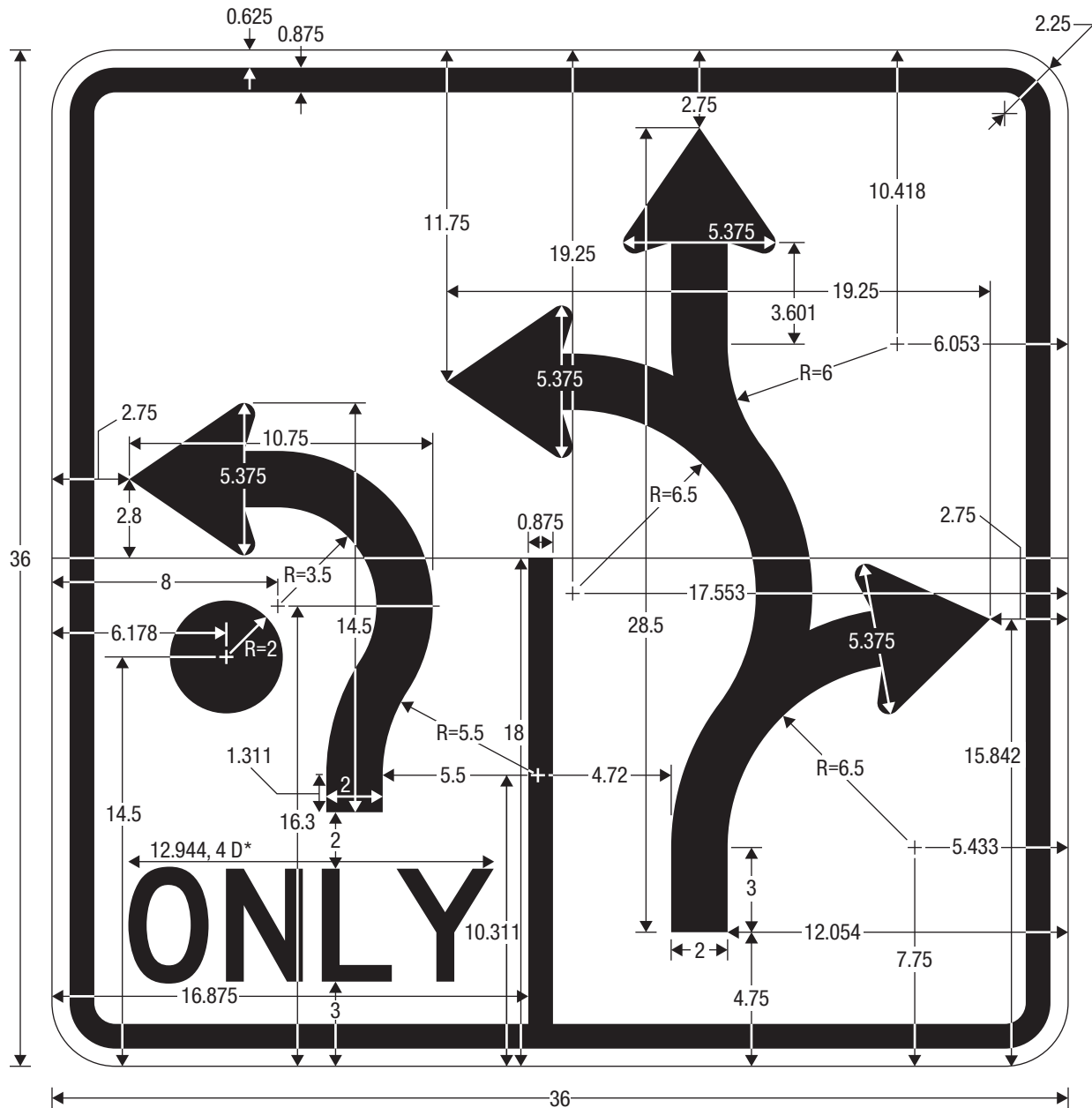
COLORS: LEGEND, BORDER – BLACK
 BACKGROUND – WHITE (RETROREFLECTIVE)



R2-11
 END HIGHER FINES ZONE

A	B	C	D	E	F	G	H	J	K	L	M
24	30	0.375	0.625	3.25	4 D	2.5	4.784	9.187	6.984	6.605	1.5
36	48	0.625	0.875	6	6 D	4	7.176	13.780	10.476	9.907	2.25
48	60	0.75	1.25	6.5	8 D	5	9.567	18.373	13.968	13.209	3

COLORS: LEGEND, BORDER – BLACK
 BACKGROUND – WHITE (RETROREFLECTIVE)

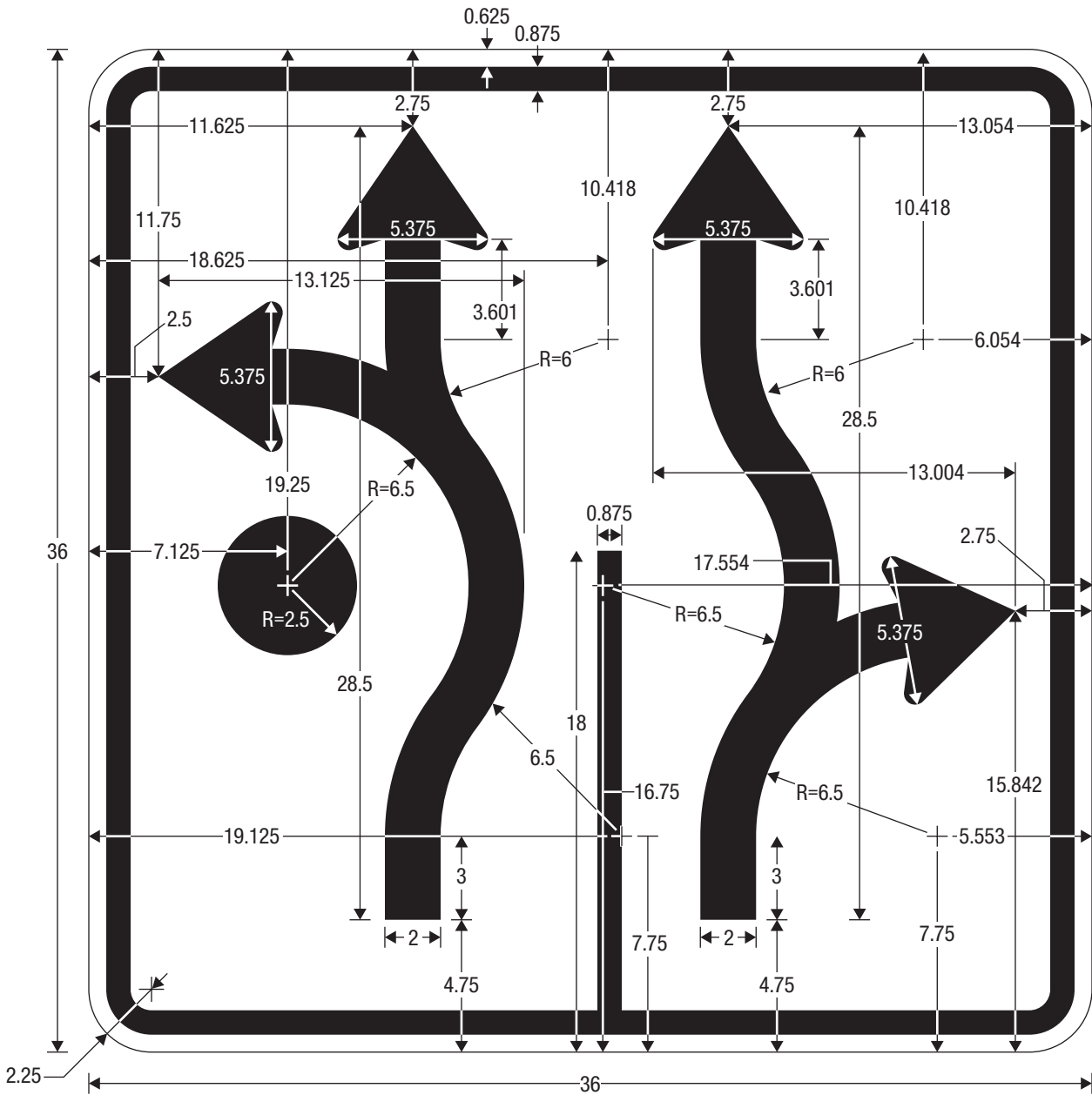


R3-8

ADVANCE CIRCULAR INTERSECTION LANE CONTROL - LEFT TURN ONLY, OPTIONAL

* Reduce character spacing 30%.

COLORS: LEGEND, BORDER — BLACK
 BACKGROUND — WHITE (RETROREFLECTIVE)

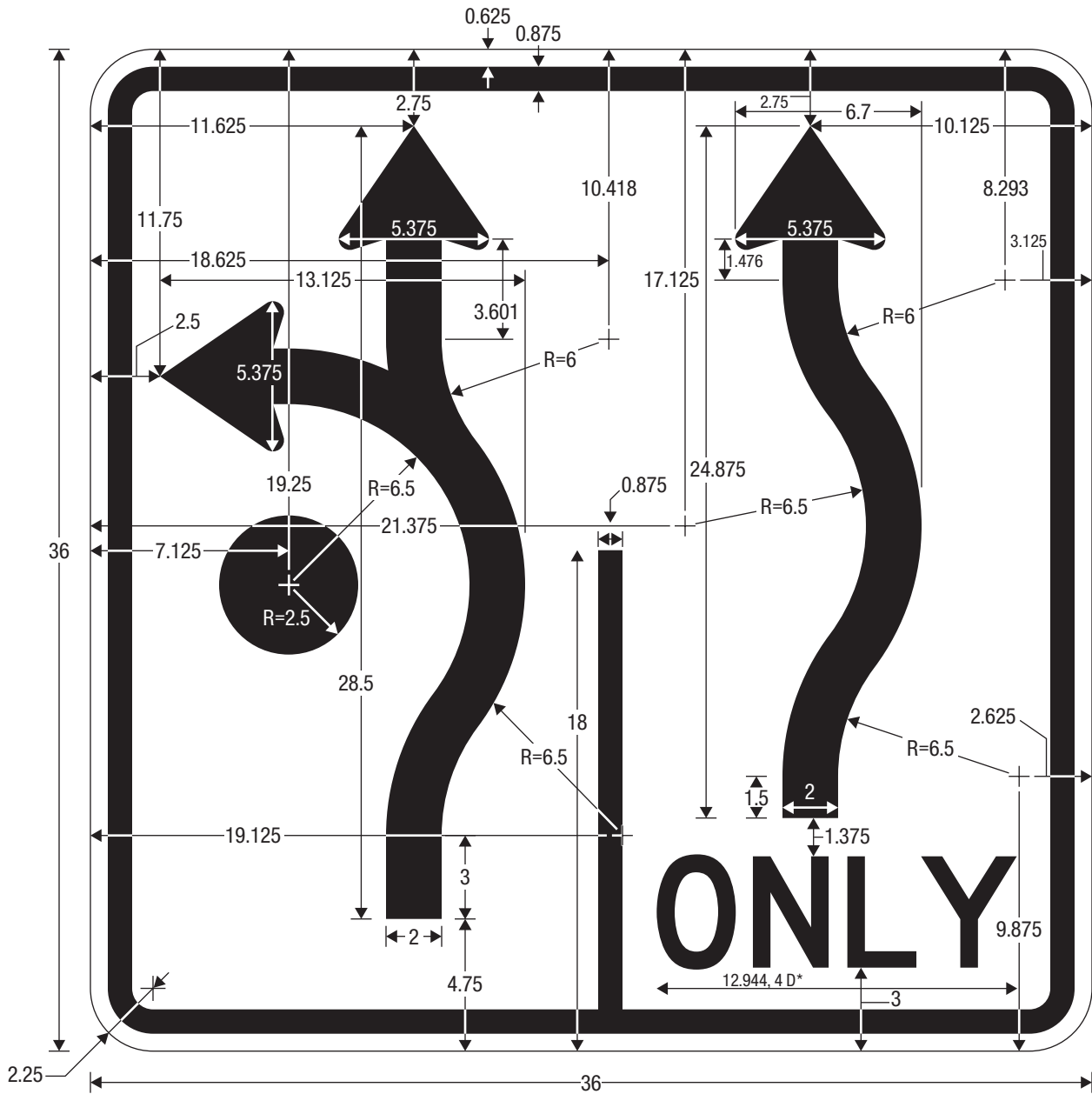


R3-8

ADVANCE CIRCULAR INTERSECTION LANE CONTROL - TWO LANES OPTIONAL

* Reduce character spacing 30%.

COLORS: LEGEND, BORDER — BLACK
BACKGROUND — WHITE (RETROREFLECTIVE)

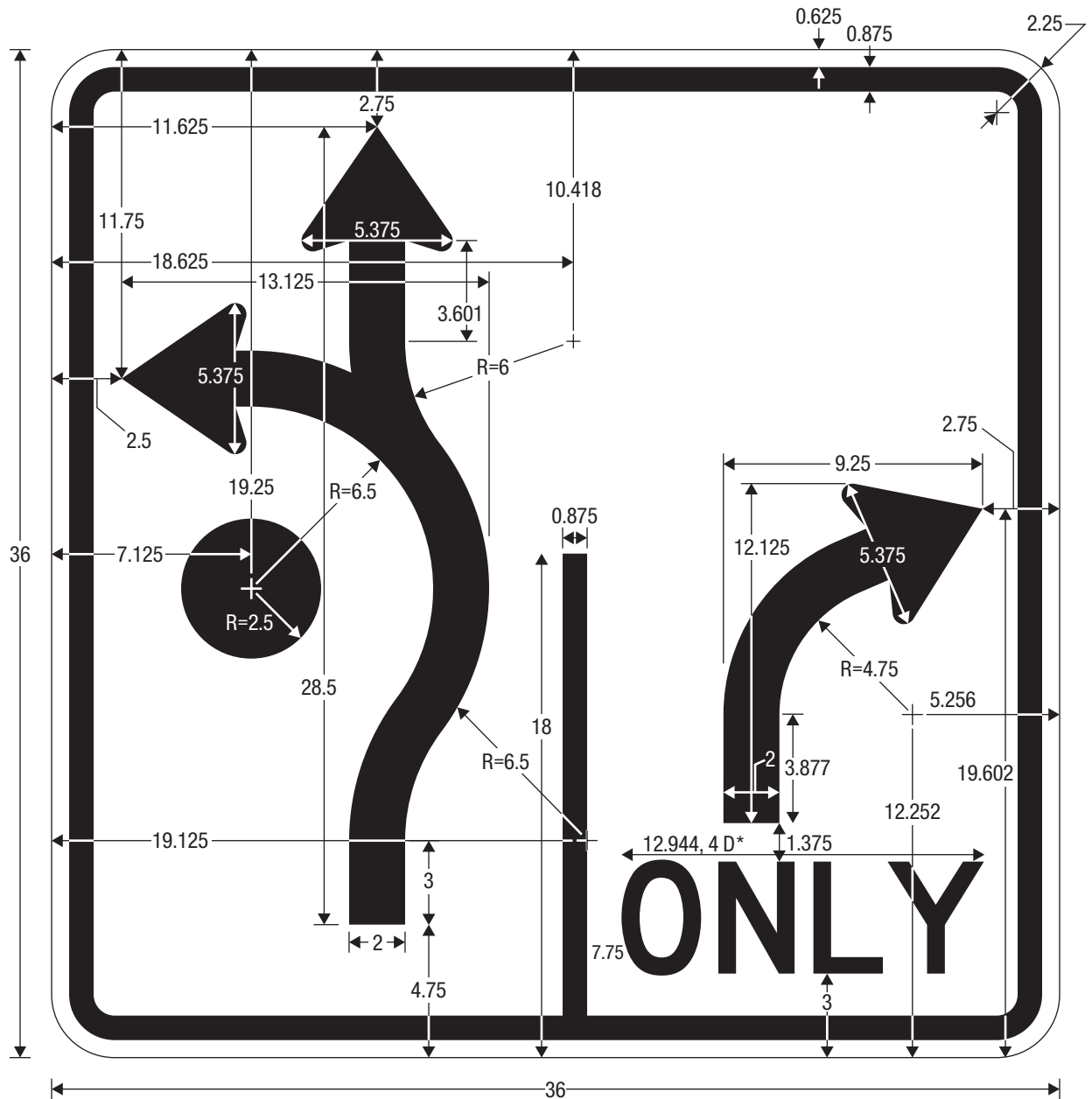


R3-8

ADVANCE CIRCULAR INTERSECTION LANE CONTROL - OPTIONAL, THROUGH ONLY

* Reduce character spacing 30%.

COLORS: LEGEND, BORDER — BLACK
 BACKGROUND — WHITE (RETROREFLECTIVE)

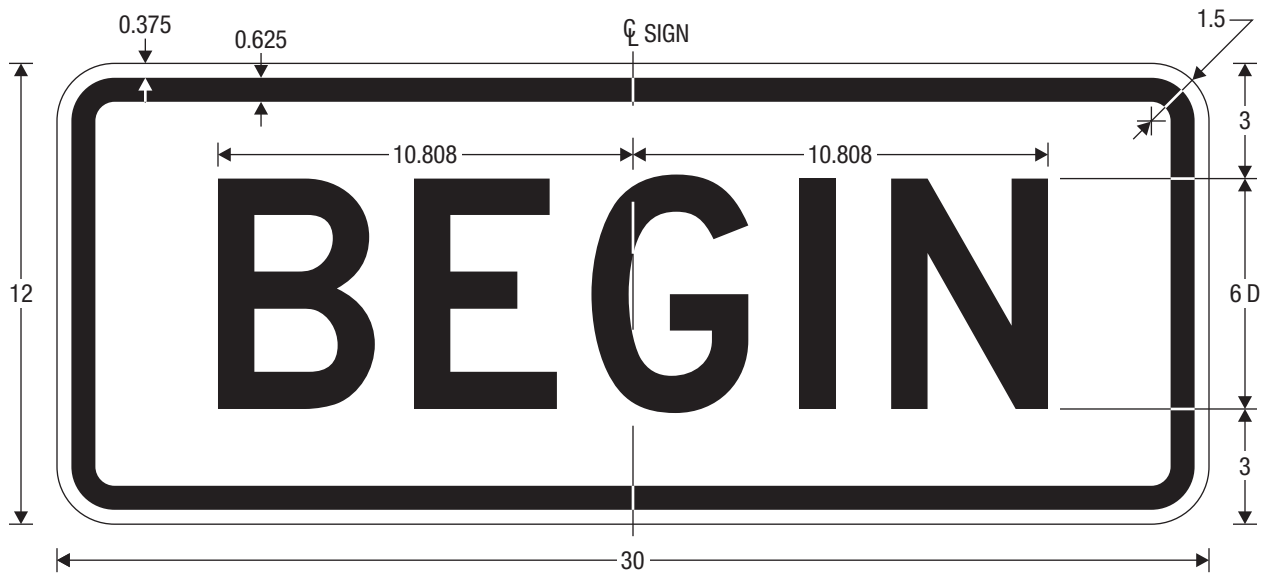


R3-8

ADVANCE CIRCULAR INTERSECTION LANE CONTROL - OPTIONAL, RIGHT TURN ONLY

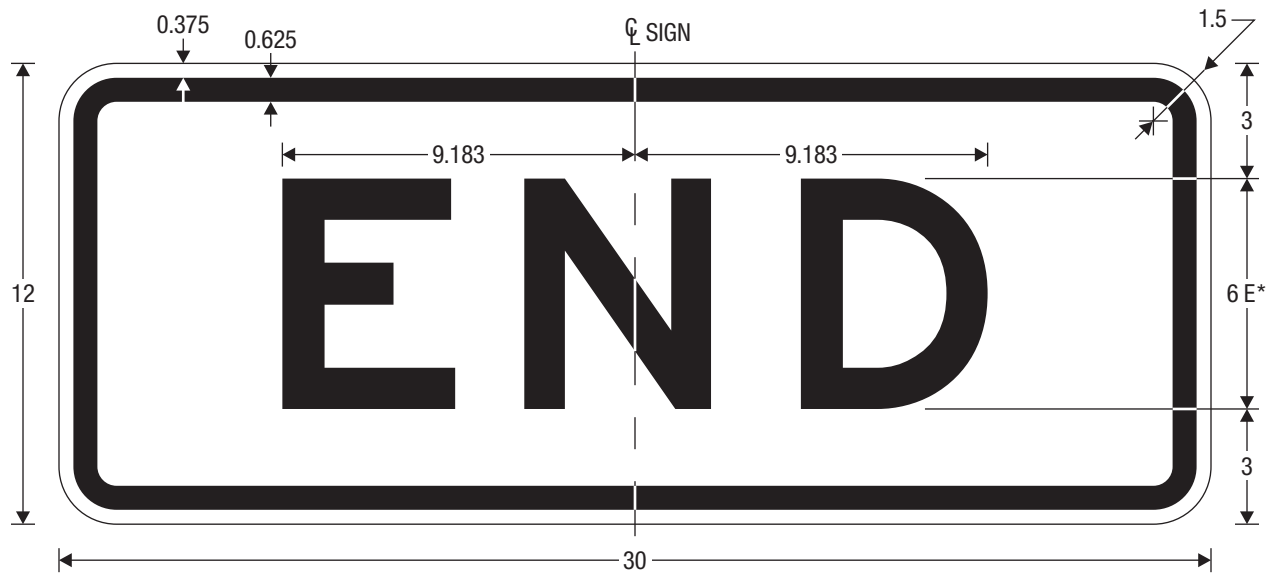
* Reduce character spacing 30%.

COLORS: LEGEND, BORDER — BLACK
 BACKGROUND — WHITE (RETROREFLECTIVE)



R3-9cP
BEGIN (PLAQUE)

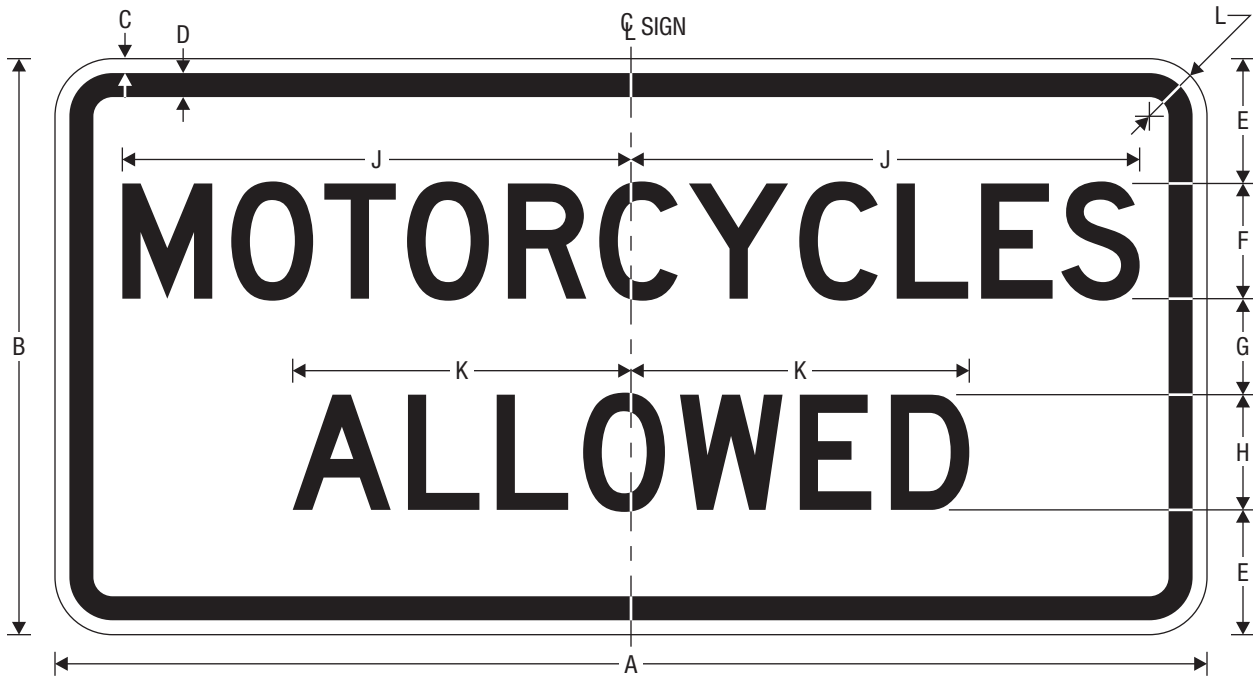
COLORS: LEGEND, BORDER — BLACK
BACKGROUND — WHITE (RETROREFLECTIVE)



R3-9dP
END (PLAQUE)

* Increase character spacing 50%.

COLORS: LEGEND, BORDER — BLACK
BACKGROUND — WHITE (RETROREFLECTIVE)

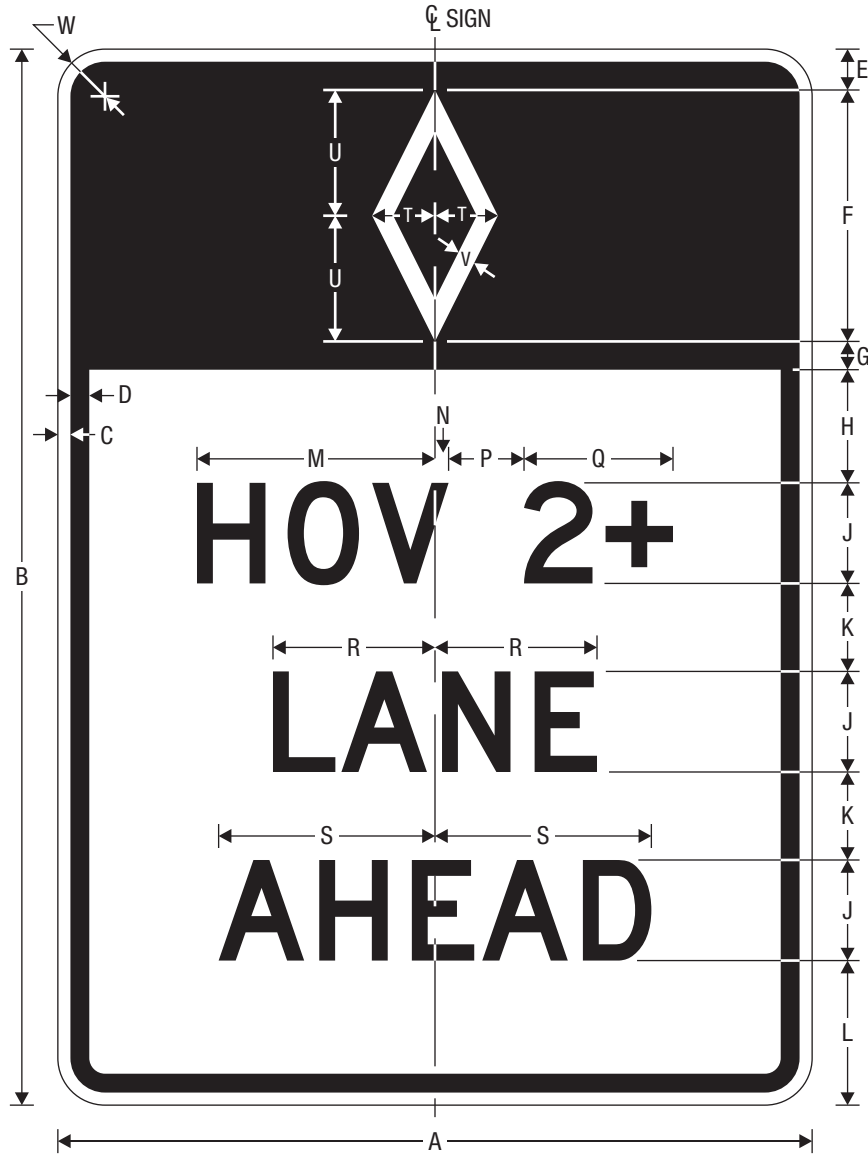


R3-11P
 MOTORCYCLES ALLOWED (PLAQUE)

* Reduce character spacing 25%.

A	B	C	D	E	F	G	H	J	K	L
30	15	0.375	0.625	3.25	3 D*	2.5	3 D	13.246	8.810	1.5
36	18	0.375	0.625	3.5	4 C	3	4 D	15.486	11.746	1.5
78	36	0.625	0.875	7	8 D*	6	8 D	35.323	23.492	2.25

COLORS: LEGEND, BORDER – BLACK
 BACKGROUND – WHITE (RETROREFLECTIVE)



R3-12

HOV LANE AHEAD (POST-MOUNTED)

A	B	C	D	E	F	G	H	J	K	L	M	N
30	42	0.5	0.75	1.625	10	1.125	4.5	4 D	3.5	5.75	9.466	0.541
36	60	0.625	0.875	2.125	14	1.5	6.5	6 D	5	7.875	13.949	1.062
48	84	0.75	1.25	2.75	22	2	8.625	8 D	7	10.625	18.932	1.082

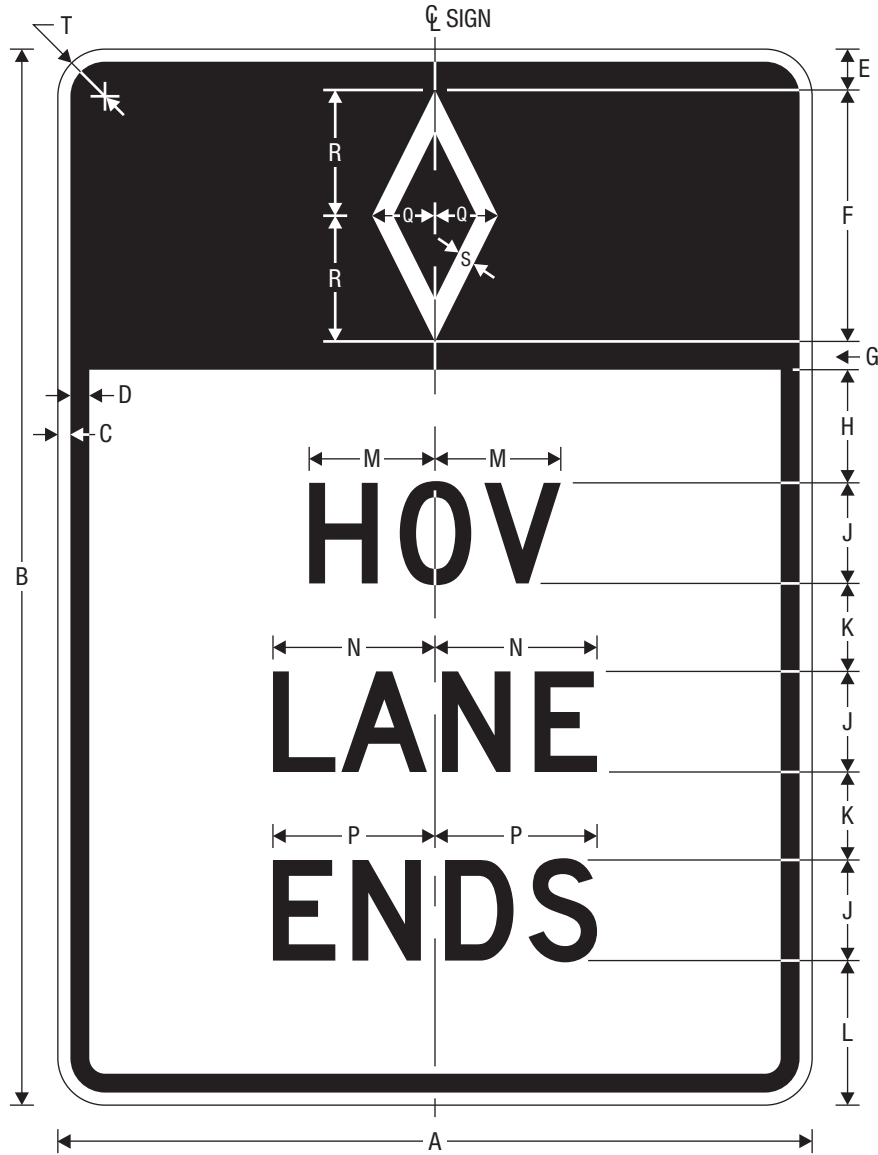
P	Q	R	S	T	U	V	W
3	5.925	6.444	8.606	2.5	5	0.75	1.875
4	8.888	9.666	12.909	3.5	7	1.125	2.25
6	11.850	12.887	17.211	5.5	11	1.75	3

UPPER SECTION

COLORS: LEGEND — WHITE (RETROREFLECTIVE)
BACKGROUND — BLACK

LOWER SECTION

COLORS: LEGEND, BORDER — BLACK
BACKGROUND — WHITE (RETROREFLECTIVE)



R3-12a

HOV LANE ENDS (POST-MOUNTED)

A	B	C	D	E	F	G	H	J	K	L	M	N
30	42	0.5	0.75	1.625	10	1.125	4.5	4 D	3.5	5.75	5.004	6.444
36	60	0.625	0.875	2.125	14	1.5	6.5	6 D	5	7.875	7.506	9.666
48	84	0.75	1.25	2.75	22	2	8.625	8 D	7	10.625	10.007	12.887

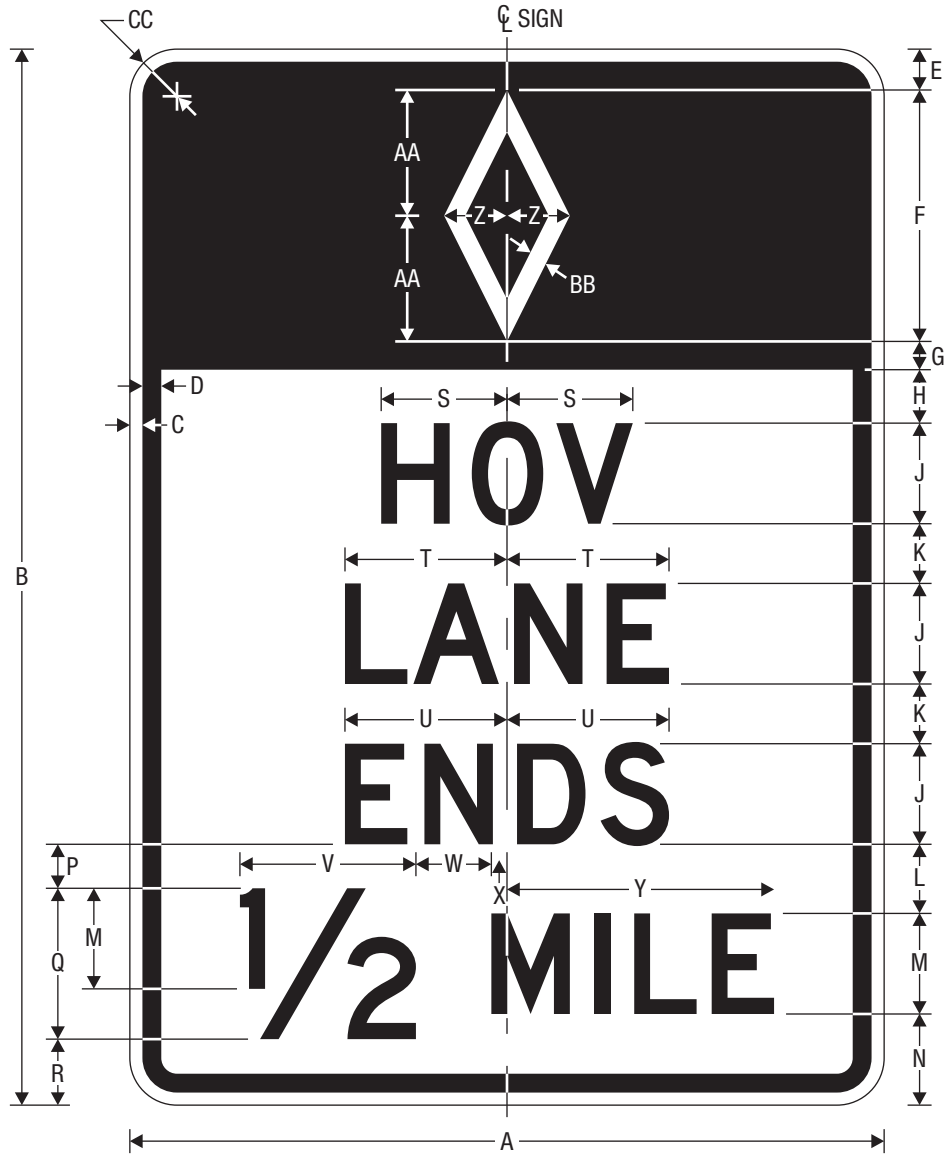
P	Q	R	S	T
6.445	2.5	5	0.75	1.875
9.668	3.5	7	1.125	2.25
12.890	5.5	11	1.75	3

UPPER SECTION

COLORS: LEGEND — WHITE (RETROREFLECTIVE)
 BACKGROUND — BLACK

LOWER SECTION

COLORS: LEGEND, BORDER — BLACK
 BACKGROUND — WHITE (RETROREFLECTIVE)



R3-12b

HOV LANE ENDS ADVANCE (POST-MOUNTED)

A	B	C	D	E	F	G	H	J	K	L	M	N	P	Q
30	42	0.5	0.75	1.625	10	1.125	2.125	4 D	2.375	2.75	4 D	3.625	1.75	6
36	60	0.625	0.875	2.125	14	1.5	3.375	6 D	3.75	3.875	5 D	4.625	2.625	7.5
48	84	0.75	1.25	2.75	22	2	4.5	8 D	5	5.25	7 D	6.5	3.5	10.5
R	S	T	U	V	W	X	Y	Z	AA	BB	CC			
2.625	5.004	6.444	6.445	7	3	0.622	10.622	2.5	5	0.75	1.875			
3.375	7.506	9.666	9.668	8.75	3.75	0.778	13.277	3.5	7	1.125	2.25			
4.75	10.007	12.887	12.89	12.25	5.25	1.089	18.588	5.5	11	1.75	3			

UPPER SECTION

COLORS: LEGEND — WHITE (RETROREFLECTIVE)
BACKGROUND — BLACK

LOWER SECTION

COLORS: LEGEND, BORDER — BLACK
BACKGROUND — WHITE (RETROREFLECTIVE)



R3-12c

HOV RESTRICTION ENDS (POST-MOUNTED)

* Reduce character spacing 30%.

A	B	C	D	E	F	G	H	J	K	L	M
30	42	0.5	0.75	1.625	10	1.125	4.5	4 D	3.5	4 C*	5.75
36	60	0.625	0.875	2.125	14	1.5	6.5	6 D	5	6 B*	7.875
48	84	0.75	1.25	2.75	22	2	8.625	8 D	7	8 B*	10.625

N	P	Q	R	S	T	U
5.004	12.575	6.445	2.5	5	0.75	1.875
7.506	15.103	9.668	3.5	7	1.125	2.25
10.007	20.137	12.890	5.5	11	1.75	3

UPPER SECTION

COLORS: LEGEND — WHITE (RETROREFLECTIVE)
BACKGROUND — BLACK

LOWER SECTION

COLORS: LEGEND, BORDER — BLACK
BACKGROUND — WHITE (RETROREFLECTIVE)



R3-12d

HOV RESTRICTION ENDS ADVANCE (POST-MOUNTED)

★ Reduce character spacing 30%.

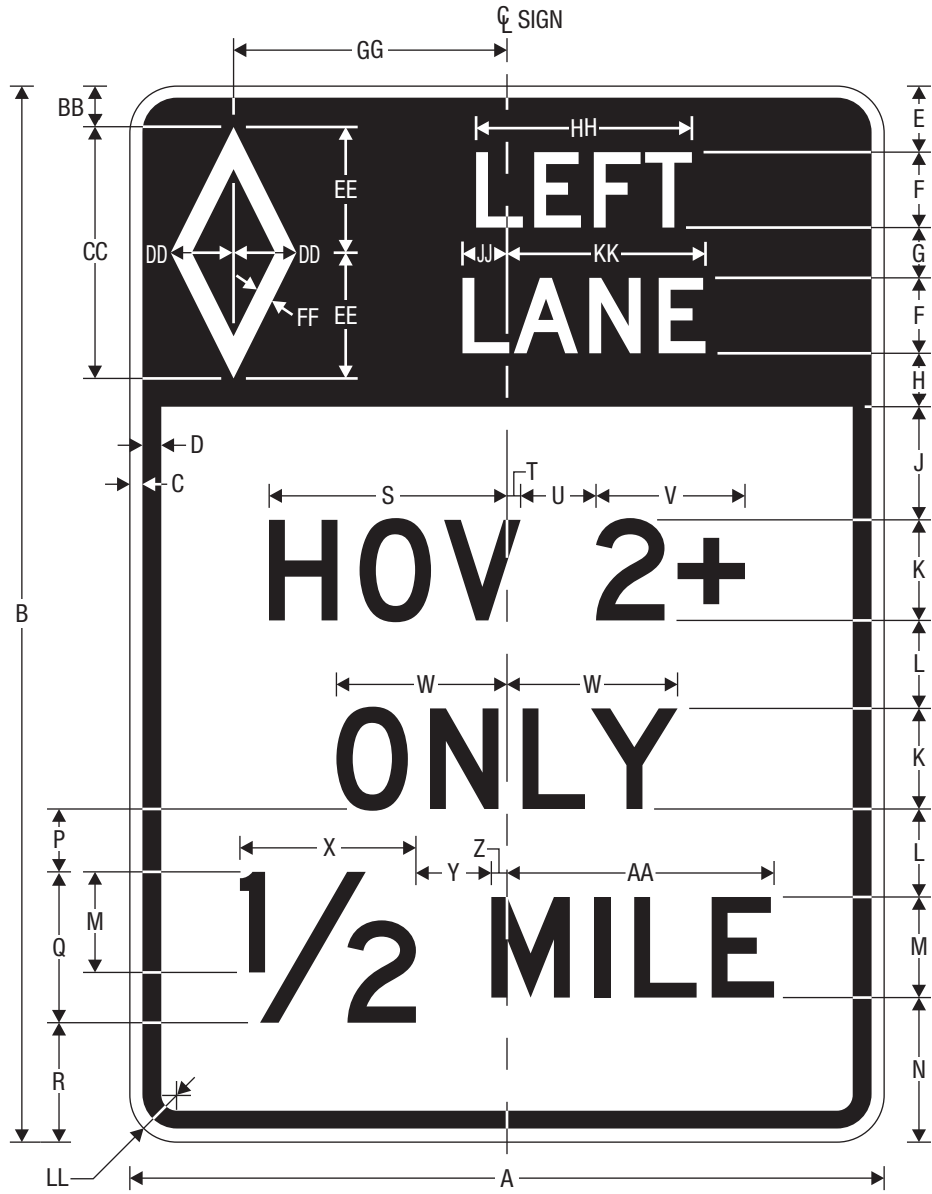
A	B	C	D	E	F	G	H	J	K	L	M	N	P	Q	R
30	42	0.5	0.75	1.625	10	1.125	2.125	4 D	2.375	4 C*	2.75	4 D	3.625	1.75	6
36	60	0.625	0.875	2.125	14	1.5	3.375	6 D	3.75	6 B*	3.875	5 D	4.625	2.625	7.5
48	84	0.75	1.25	2.75	22	2	4.5	8 D	5	8 B*	5.25	7 D	6.5	3.5	10.5
S	T	U	V	W	X	Y	Z	AA	BB	CC	DD				
2.625	5.004	12.575	6.445	7	3	0.622	10.662	2.5	5	0.75	1.875				
3.375	7.506	15.103	9.668	8.75	3.75	0.778	13.277	3.5	7	1.125	2.25				
4.75	10.007	20.137	12.890	12.25	5.25	1.089	18.588	5.5	11	1.75	3				

UPPER SECTION

COLORS: LEGEND — WHITE (RETROREFLECTIVE)
 BACKGROUND — BLACK

LOWER SECTION

COLORS: LEGEND, BORDER — BLACK
 BACKGROUND — WHITE (RETROREFLECTIVE)



R3-12e
 HOV LANE ADVANCE (POST-MOUNTED)

A	B	C	D	E	F	G	H	J	K	L	M	N	P	Q	R	S	T
30	42	0.5	0.75	2.625	3 D	2	2.125	4.5	4 D	3.5	4 D	5.75	2.5	6	4.75	9.466	0.541
36	60	0.625	0.875	3.625	4 D	3	3	6	6 D	6	5 D	7.375	4.75	7.5	6.125	13.949	1.062
48	84	0.75	1.25	5.5	6 D	4.5	4.75	8.125	8 D	8	7 D	10.125	6.25	10.5	8.375	18.932	1.082

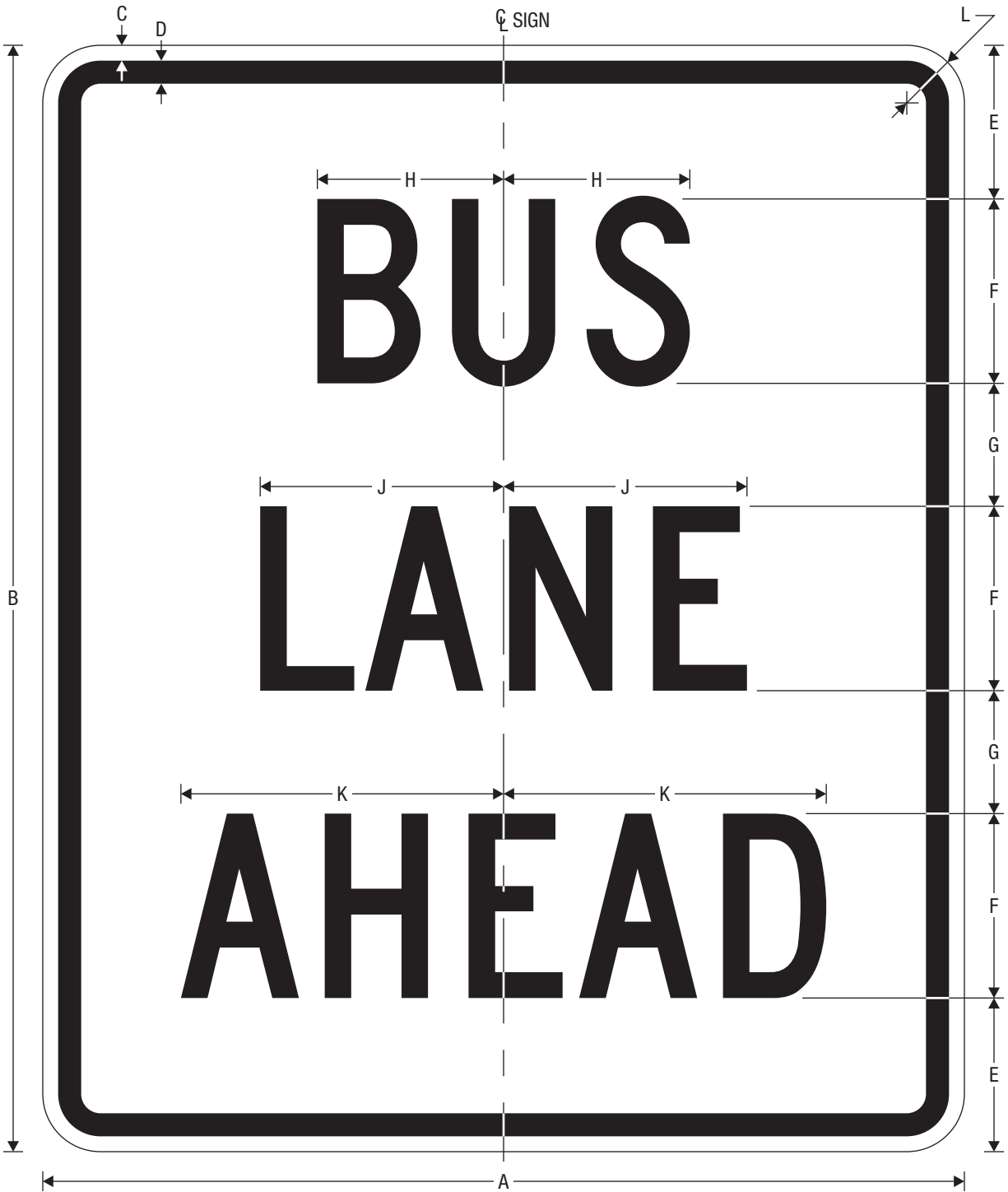
U	V	W	X	Y	Z	AA	BB	CC	DD	EE	FF	GG	HH	JJ	KK	LL
3	5.925	6.784	7	3	0.622	10.622	1.625	10	2.5	5	0.75	10.875	VAR	1.77	7.895	1.875
4	8.888	10.176	8.75	3.75	0.778	13.277	2.125	14	3.5	7	1.125	12.375	VAR	2.193	10.694	2.25
6	11.85	13.568	12.25	5.25	1.089	18.588	2.75	22	5.5	11	1.75	14.75	VAR	2.666	16.665	3

UPPER SECTION

COLORS: LEGEND — WHITE (RETROREFLECTIVE)
 BACKGROUND — BLACK

LOWER SECTION

COLORS: LEGEND, BORDER — BLACK
 BACKGROUND — WHITE (RETROREFLECTIVE)

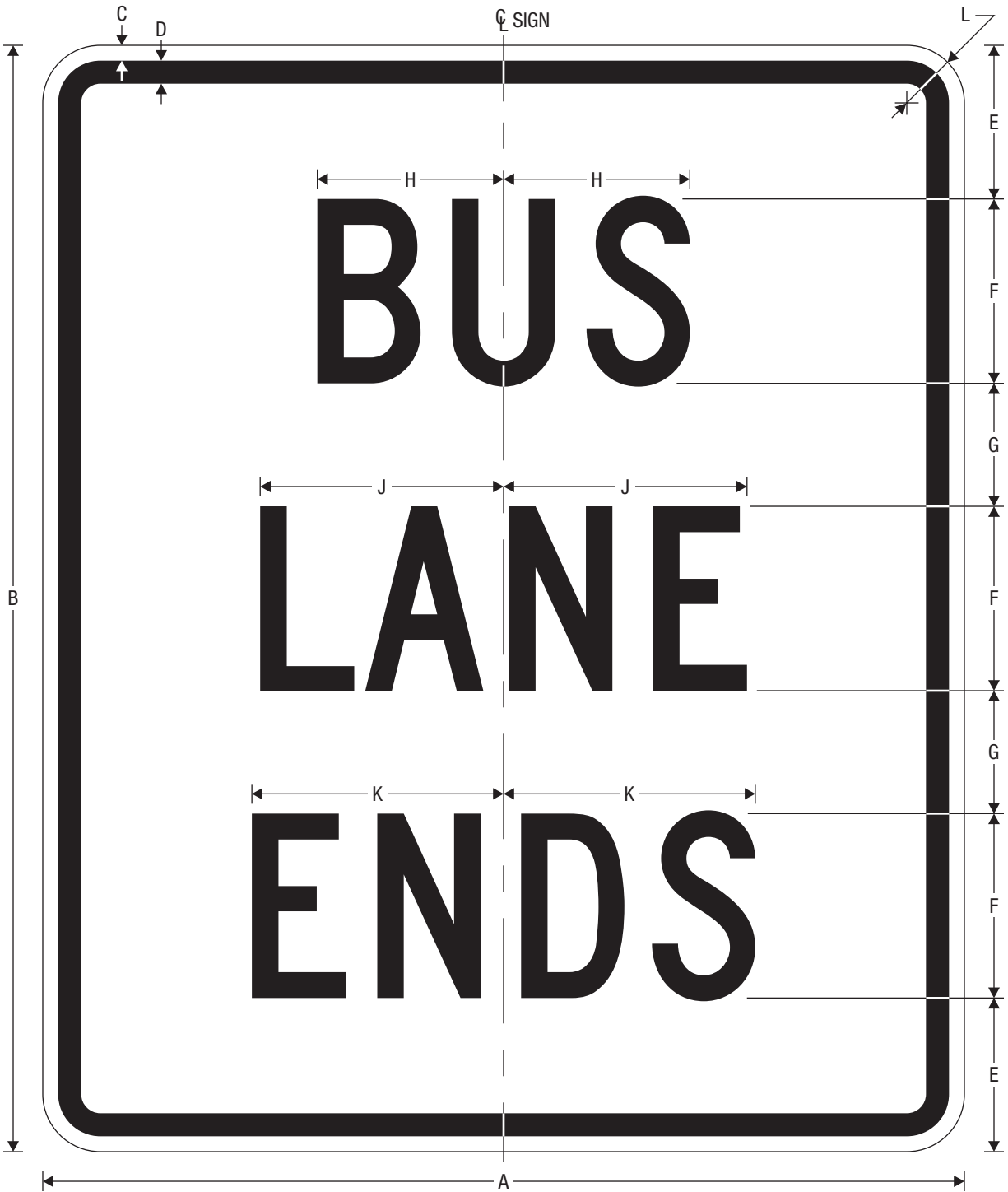


R3-12f

PREFERENTIAL LANE AHEAD (POST-MOUNTED)

A	B	C	D	E	F	G	H	J	K	L
30	36	0.5	0.75	5	6 C	4	6.062	7.923	10.504	1.875
36	48	0.625	0.875	6.5	8 C	5.5	8.083	10.564	14.005	2.25
48	60	0.75	1.25	8	10 C	7	10.104	13.205	17.506	3

COLORS: LEGEND, BORDER – BLACK
BACKGROUND – WHITE (RETROREFLECTIVE)

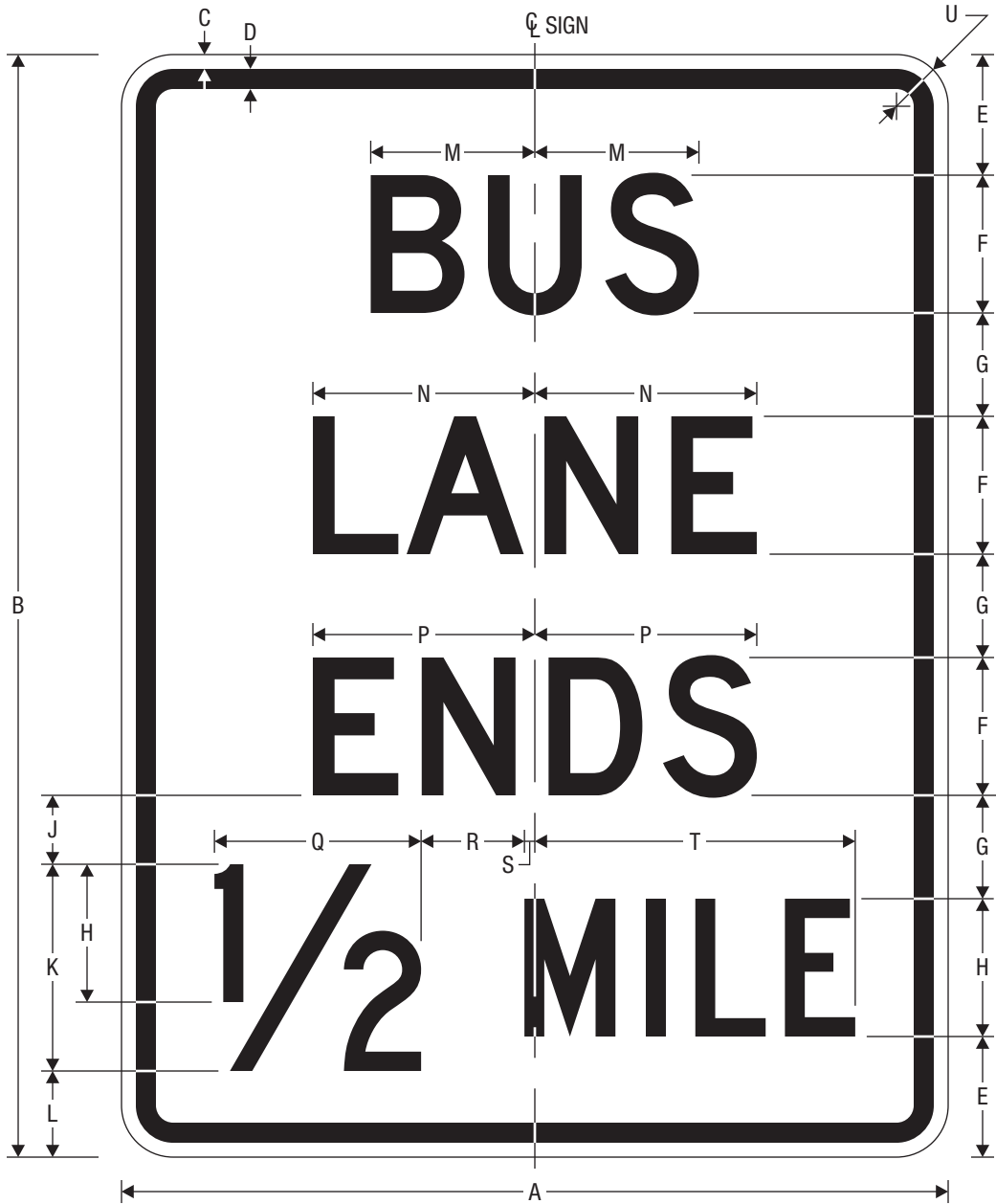


R3-12g

PREFERENTIAL LANE ENDS (POST-MOUNTED)

A	B	C	D	E	F	G	H	J	K	L
30	36	0.5	0.75	5	6 C	4	6.063	7.923	8.193	1.875
36	48	0.625	0.875	6.5	8 C	5.5	8.083	10.564	10.924	2.25
48	60	0.75	1.25	8	10 C	7	10.104	13.205	13.655	3

COLORS: LEGEND, BORDER – BLACK
BACKGROUND – WHITE (RETROREFLECTIVE)



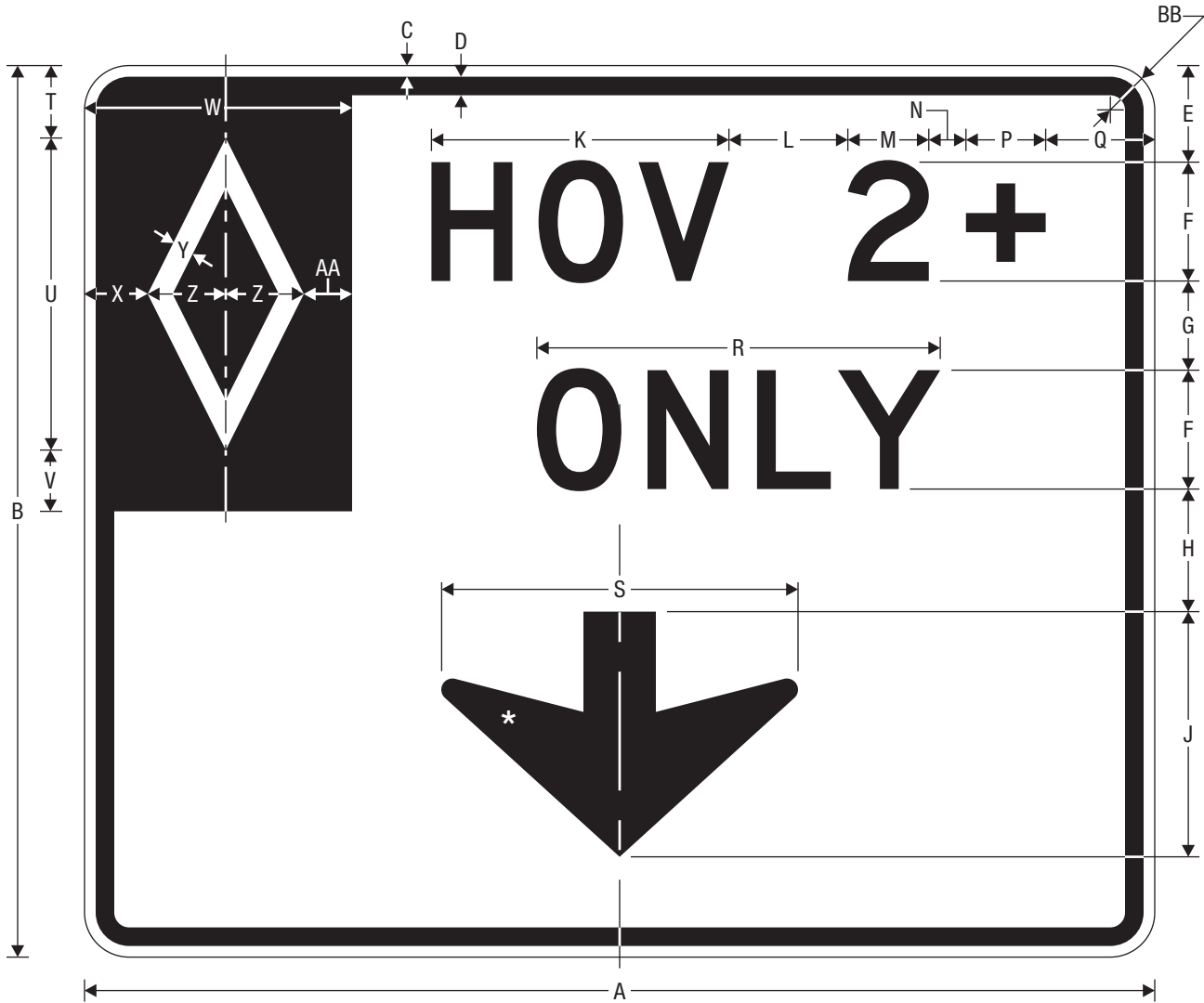
R3-12h

PREFERENTIAL LANE ENDS ADVANCE (POST-MOUNTED)

A	B	C	D	E	F	G	H	J	K	L	M	N	P
36	48	0.625	0.875	5.25	6 D	4.5	6 C	3	9	3.75	7.147	9.666	9.668
48	66	0.75	1.25	8	8 D	6	8 C	4	12	6	9.529	12.887	12.890
60	84	0.75	1.25	10	10 D	8	10 C	5.5	15	7.5	11.911	16.109	16.113

Q	R	S	T	U
9	4.5	0.453	13.953	2.25
12	6	0.604	18.604	3
15	8	0.505	23.505	3

COLORS: LEGEND, BORDER — BLACK
 BACKGROUND — WHITE (RETROREFLECTIVE)



R3-14b

HOV LANE FULL-TIME OPERATION (OVERHEAD)

A	B	C	D	E	F	G	H	J	K	L	M	N	P	Q
72	60	0.75	1.25	6.5	8 D	6	8.25	16.5	20.014	8	5.446	2.5	5.364	7.338
96	72	0.75	1.25	8	10 E	7	10.75	16.5	29.415	9	8.105	3.5	6.503	10.239
120	96	0.75	1.25	12	12 E	10	15	22	35.298	12	9.726	4	7.803	11.587

R	S	T	U	V	W	X	Y	Z	AA	BB
27.136	24	4.875	21	4.125	18	4.25	1.5	5.25	3.25	3
39.918	24	4.875	27	4.125	21	4.25	1.875	6.75	3.25	6
47.901	32	6.375	36	5.625	30	6.375	2.5	9	5.625	9

* See page 6-3 for arrow design.

UPPER LEFT SECTION

COLORS: LEGEND – WHITE (RETROREFLECTIVE)
BACKGROUND – BLACK

RIGHT SECTION

COLORS: LEGEND, BORDER – BLACK
BACKGROUND – WHITE (RETROREFLECTIVE)



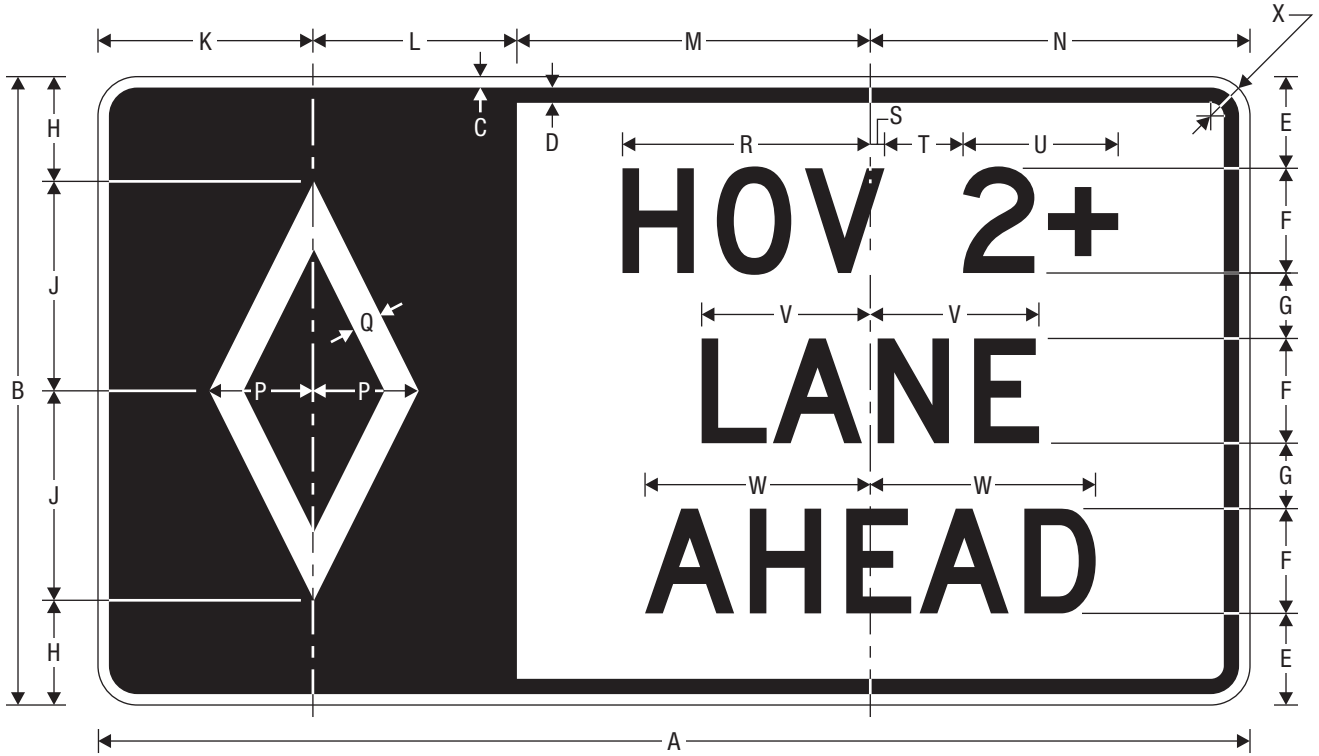
R3-14c

PREFERENTIAL LANE PERIODS OF OPERATION (OVERHEAD)

* See page 6-3 for arrow design.

A	B	C	D	E	F	G	H	J	K	L	M	N
90	60	0.75	1.25	10	8 D	6	8 E	8.5	11.5	5 C	11.5	31.626
108	72	0.75	1.25	10	10 D	7.5	10 E	10	15.25	6 C	13.25	39.533
156	102	0.75	1.25	16	12 E	10	12 E	16	23	8 D	21	56.784
P	Q	R	S	T	U	V	W	X	Y	Z	AA	BB
4	27.778	15.967	VAR	1.5	2.5	VAR	4	8	11	VAR	VAR	6
5	34.722	19.959	VAR	2	3	VAR	4.5	12	16.5	VAR	VAR	6
6	50.661	23.951	VAR	2.5	4	VAR	6	16	22	VAR	VAR	9

COLORS: LEGEND, BORDER – BLACK
BACKGROUND – WHITE (RETROREFLECTIVE)



R3-15
HOV LANE AHEAD (OVERHEAD)

A	B	C	D	E	F	G	H	J	K	L	M	N
66	36	0.625	0.875	5.25	6 D	3.75	6	12	12.313	11.687	20.25	21.75
84	48	0.75	1.25	7	8 D	5	8	16	15.375	14.625	26	28
102	60	0.75	1.25	8.625	10 D	6.375	10	20	18.375	17.625	32	34

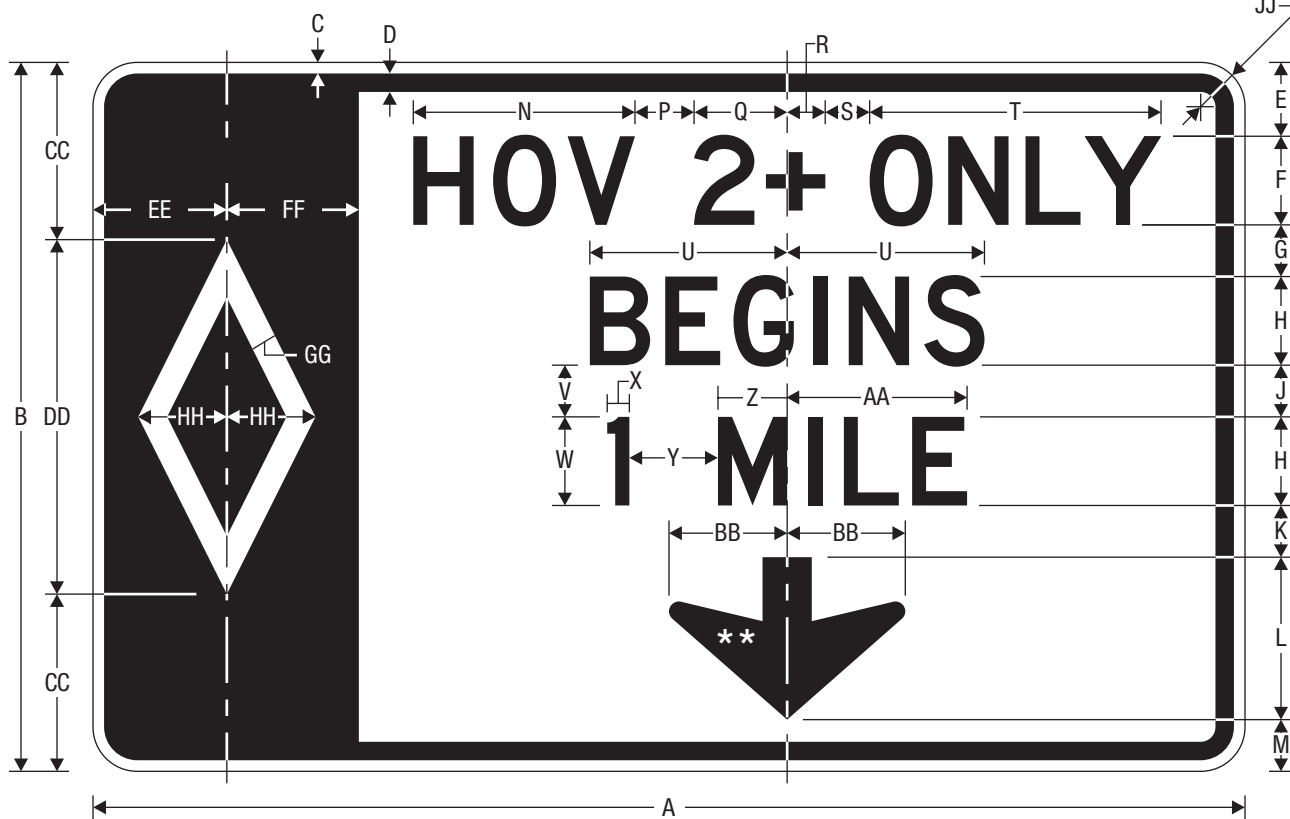
P	Q	R	S	T	U	V	W	X
6	1.75	14.199	0.812	4.5	8.888	9.665	12.908	2.25
8	2.25	18.932	1.082	6	11.850	12.887	17.211	3
10	3	23.665	1.353	7.5	14.813	16.109	21.514	3

LEFT SECTION

COLORS: LEGEND – WHITE (RETROREFLECTIVE)
BACKGROUND – BLACK

RIGHT SECTION

COLORS: LEGEND, BORDER – BLACK
BACKGROUND – WHITE (RETROREFLECTIVE)



R3-15a

HOV LANE ADVANCE (OVERHEAD)

A	B	C	D	E	F	G	H	J	K	L	M
78	48	0.625	0.75	5	6 D	3.5	6 D	3.5	3.5	11	3.5
114	72	0.75	1.25	8	8 D	6	8 E	6	5.5	16.5	6
144	84	0.75	1.25	8.5	10 D	8	10 E	8	7	16.5	6
150	108	.075	1.25	12	12 E	10	12 E	10.5	9.5	22	8

N	P	Q	R	S	T	U	V	W	X	Y	Z
15.011	4	6.303	2.585	3	19.728*	13.360	3.5	6 D	VAR	6	VAR
20.014	6	9.07	2.78	6	26.304	20.928	5	10 E	VAR	10	VAR
25.017	8	11.338	3.475	8	32.880	26.160	7	12 E	VAR	12	VAR
30.021	10	13.605	4.17	10	39.456	31.392	9	15 E	VAR	15	VAR

AA	BB	CC	DD	EE	FF	GG	HH	JJ
VAR	8	12	24	9.313	8.688	1.75	6	6
VAR	12	20	32	15.375	14.625	2.25	8	9
VAR	12	22	40	18.375	17.625	2.75	10	9
VAR	16	32	44	18.375	17.625	3.5	11	12

* Reduce character spacing 20%.

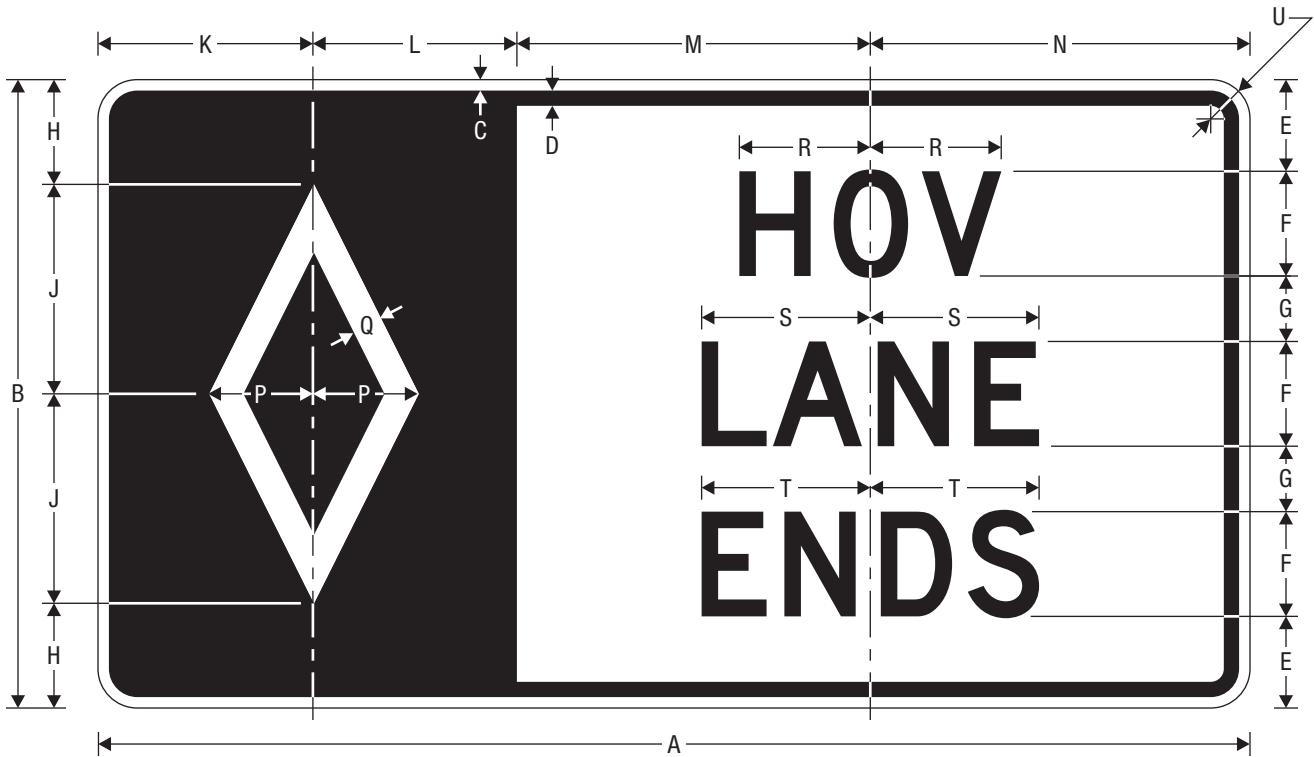
** See page 6-3 for arrow design.

LEFT SECTION

COLORS: LEGEND — WHITE (RETROREFLECTIVE)
BACKGROUND — BLACK

RIGHT SECTION

COLORS: LEGEND, BORDER — BLACK
BACKGROUND — WHITE (RETROREFLECTIVE)



R3-15b
 HOV LANE ENDS (OVERHEAD)

A	B	C	D	E	F	G	H	J	K	L	M	N
66	36	0.625	0.875	5.25	6 D	3.75	6	12	12.313	11.687	20.25	21.75
84	48	0.75	1.25	7	8 D	5	8	16	15.375	14.625	26	28
102	60	0.75	1.25	8.625	10 D	6.375	10	20	18.375	17.625	32	34

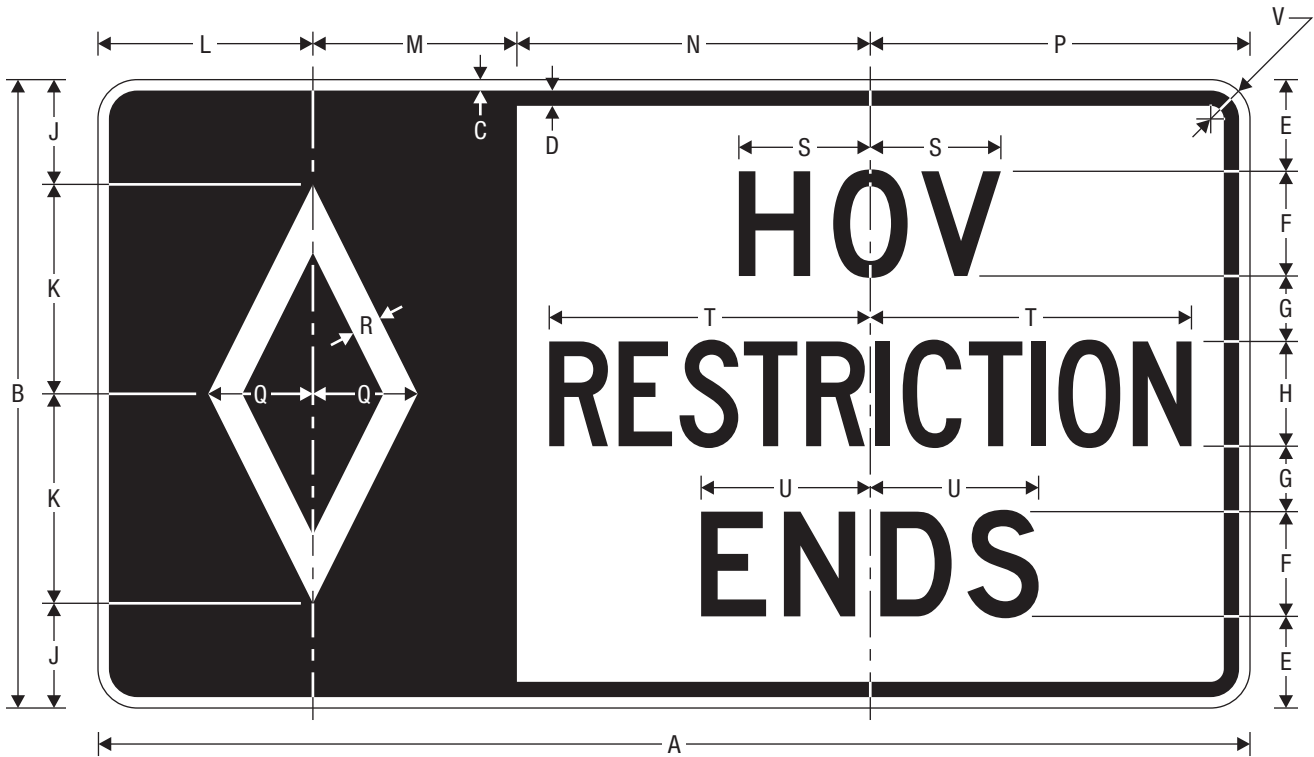
P	Q	R	S	T	U
6	1.75	7.505	9.665	9.668	2.25
8	2.25	10.007	12.887	12.890	3
10	3	12.509	16.109	16.113	3

LEFT SECTION

COLORS: LEGEND – WHITE (RETROREFLECTIVE)
 BACKGROUND – BLACK

RIGHT SECTION

COLORS: LEGEND, BORDER – BLACK
 BACKGROUND – WHITE (RETROREFLECTIVE)



R3-15c
HOV RESTRICTION ENDS (OVERHEAD)

* Reduce character spacing 40%.

** Reduce character spacing 50%.

A	B	C	D	E	F	G	H	J	K	L	M	N	P
66	36	0.625	0.875	5.25	6 D	3.75	6 C*	6	12	12.313	11.687	20.25	21.75
84	48	0.75	1.25	7	8 D	5	8 C**	8	16	15.375	14.625	26	28
102	60	0.75	1.25	8.625	10 D	6.375	10 C**	10	20	18.5	17.625	31.813	34.062

Q	R	S	T	U	V
6	1.75	7.506	18.397	9.668	2.25
8	2.25	10.007	23.909	12.890	3
10	3	12.509	29.887	16.113	3

LEFT SECTION

COLORS: LEGEND – WHITE (RETROREFLECTIVE)
BACKGROUND – BLACK

RIGHT SECTION

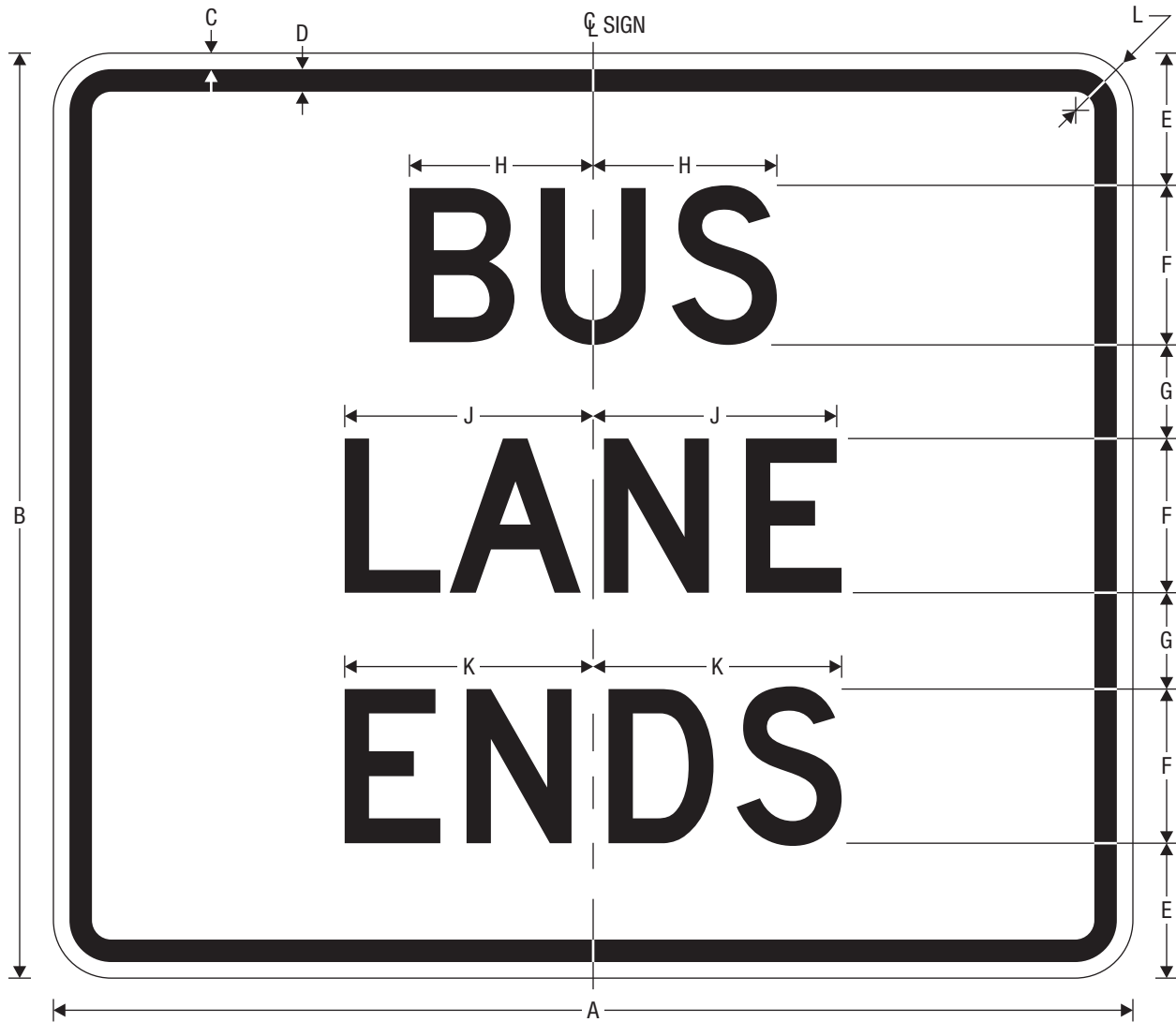
COLORS: LEGEND, BORDER – BLACK
BACKGROUND – WHITE (RETROREFLECTIVE)



R3-15d
 PREFERENTIAL LANE AHEAD (OVERHEAD)

A	B	C	D	E	F	G	H	J	K	L
42	36	0.625	0.875	5.25	6 D	3.75	7.147	9.665	12.908	2.25
54	48	0.75	1.25	7	8 D	5	9.529	12.887	17.211	3
72	60	0.75	1.25	8.625	10 D	6.375	11.911	16.109	21.514	3

COLORS: LEGEND, BORDER – BLACK
 BACKGROUND – WHITE (RETROREFLECTIVE)

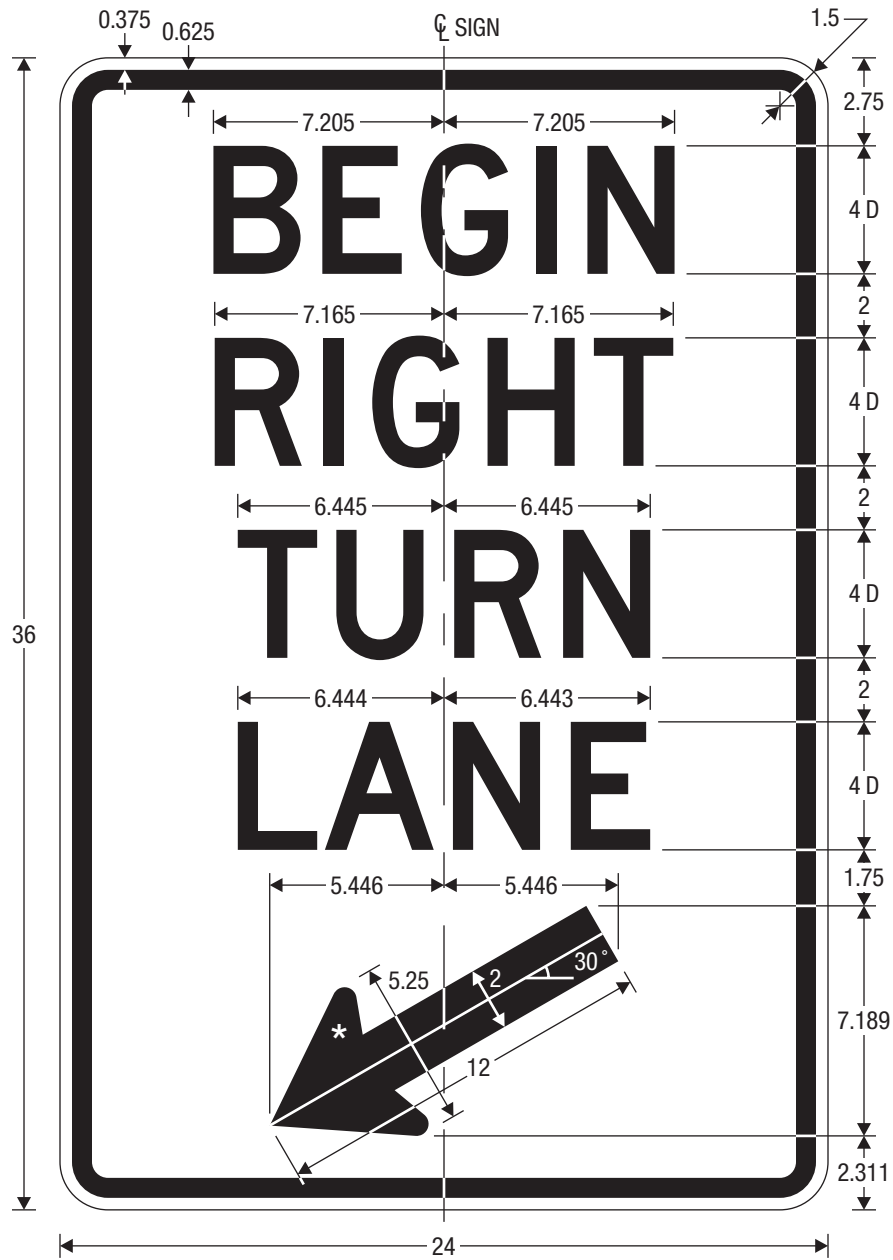


R3-15e

PREFERENTIAL LANE ENDS (OVERHEAD)

A	B	C	D	E	F	G	H	J	K	L
42	36	0.625	0.875	5.25	6 D	3.75	7.147	9.665	9.668	2.25
54	48	0.75	1.25	7	8 D	5	9.529	12.887	12.890	3
72	60	0.75	1.25	8.625	10 D	6.375	11.911	16.109	16.113	3

COLORS: LEGEND, BORDER – BLACK
 BACKGROUND – WHITE (RETROREFLECTIVE)



R3-20R

BEGIN RIGHT (LEFT) TURN LANE

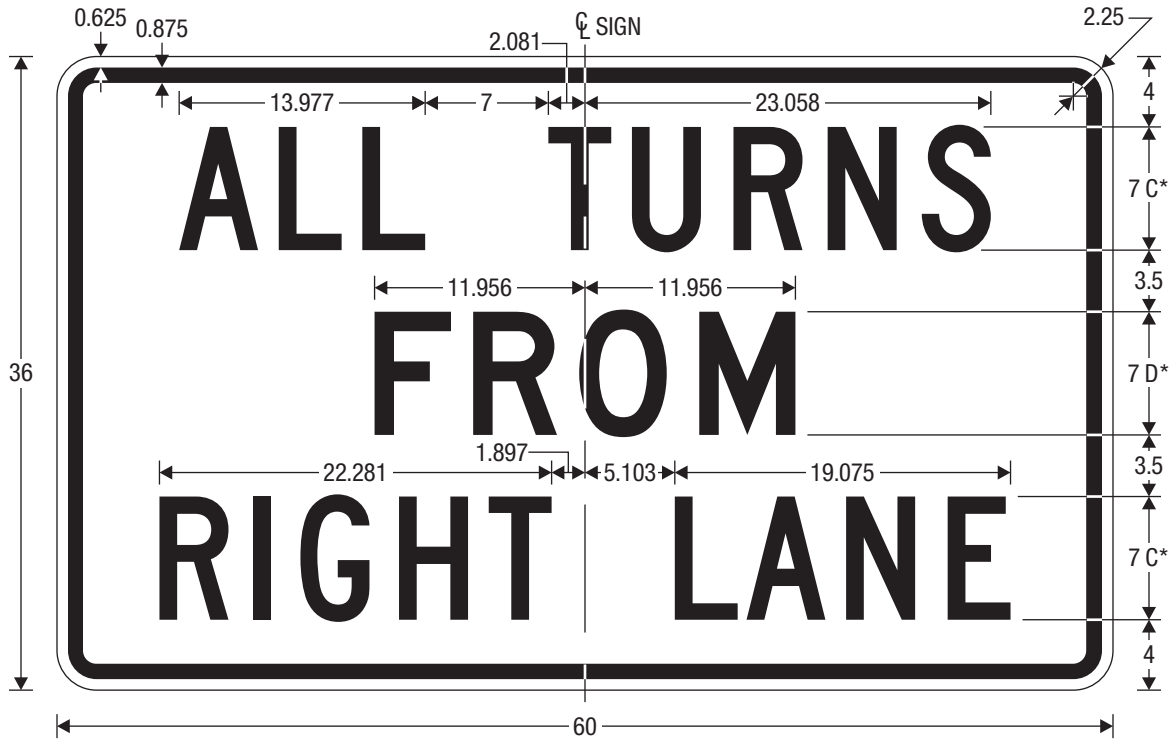


R3-20L



* See page 6-2 for arrow design.

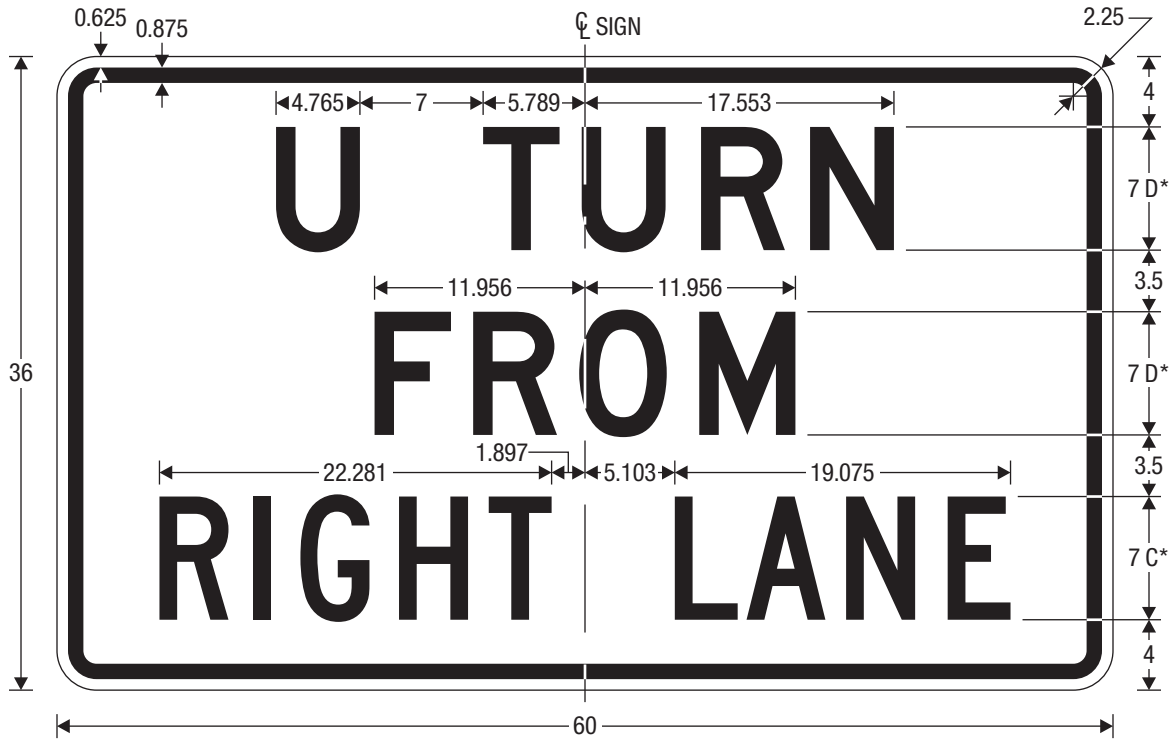
COLORS: LEGEND, BORDER — BLACK
BACKGROUND — WHITE (RETROREFLECTIVE)



R3-23
ALL TURNS FROM RIGHT LANE

* Increase character spacing 20%.


COLORS: LEGEND, BORDER — BLACK
BACKGROUND — WHITE (RETROREFLECTIVE)



R3-23a
U TURN FROM RIGHT LANE

* Increase character spacing 20%.

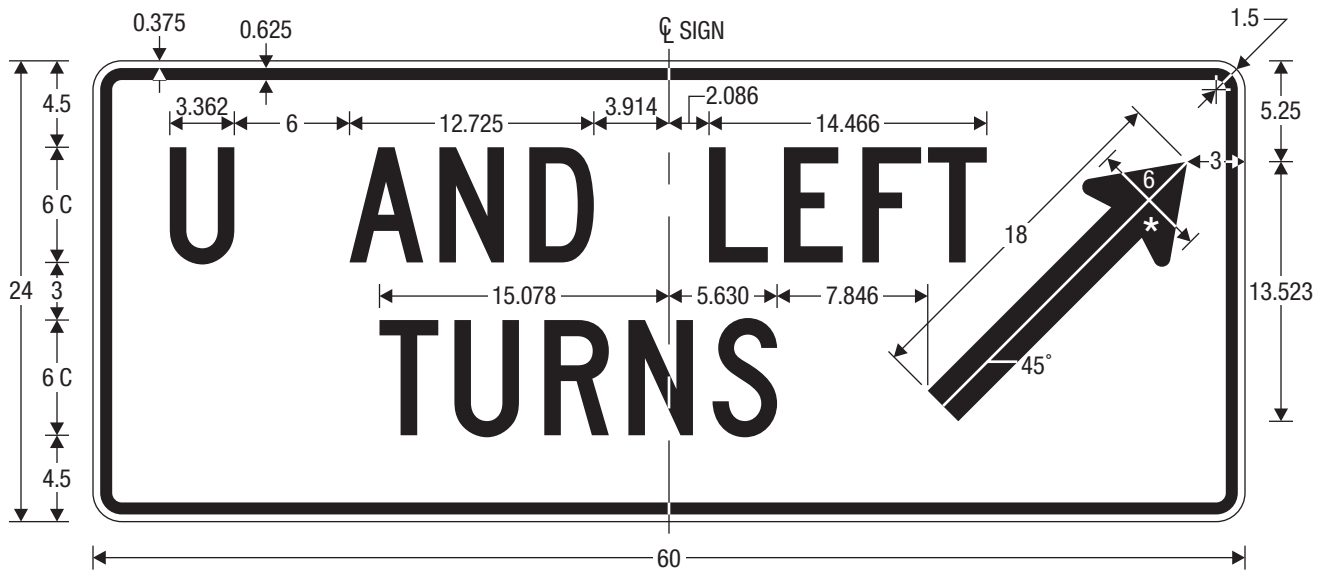
COLORS: LEGEND, BORDER — BLACK
BACKGROUND — WHITE (RETROREFLECTIVE)



R3-24
ALL TURNS (DIAGONAL ARROW)

* See page 6-2 for arrow design.

COLORS: LEGEND, BORDER — BLACK
BACKGROUND — WHITE (RETROREFLECTIVE)




R3-24a

U AND LEFT TURNS (DIAGONAL ARROW)

* See page 6-2 for arrow design.

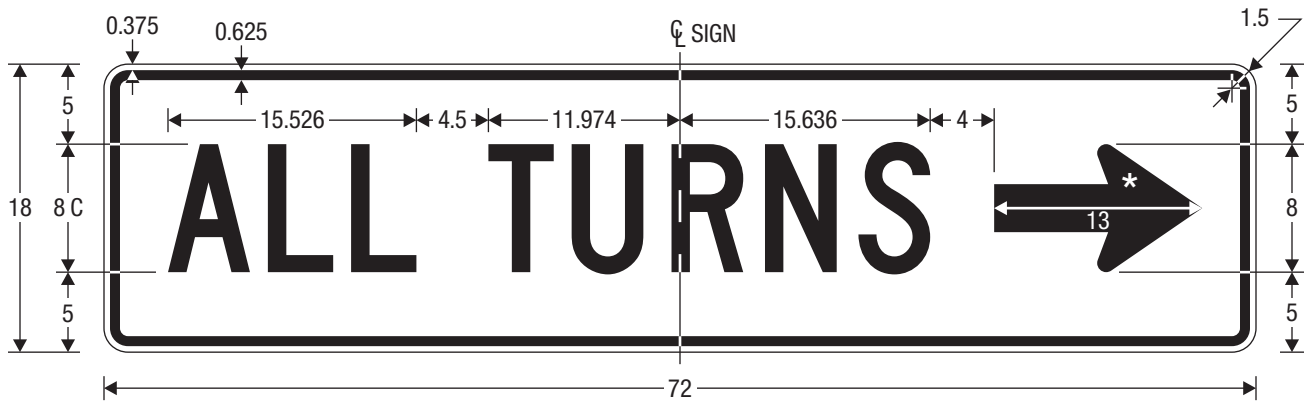
COLORS: LEGEND, BORDER — BLACK
BACKGROUND — WHITE (RETROREFLECTIVE)



R3-24b
U TURN (DIAGONAL ARROW)

* See page 6-2 for arrow design.

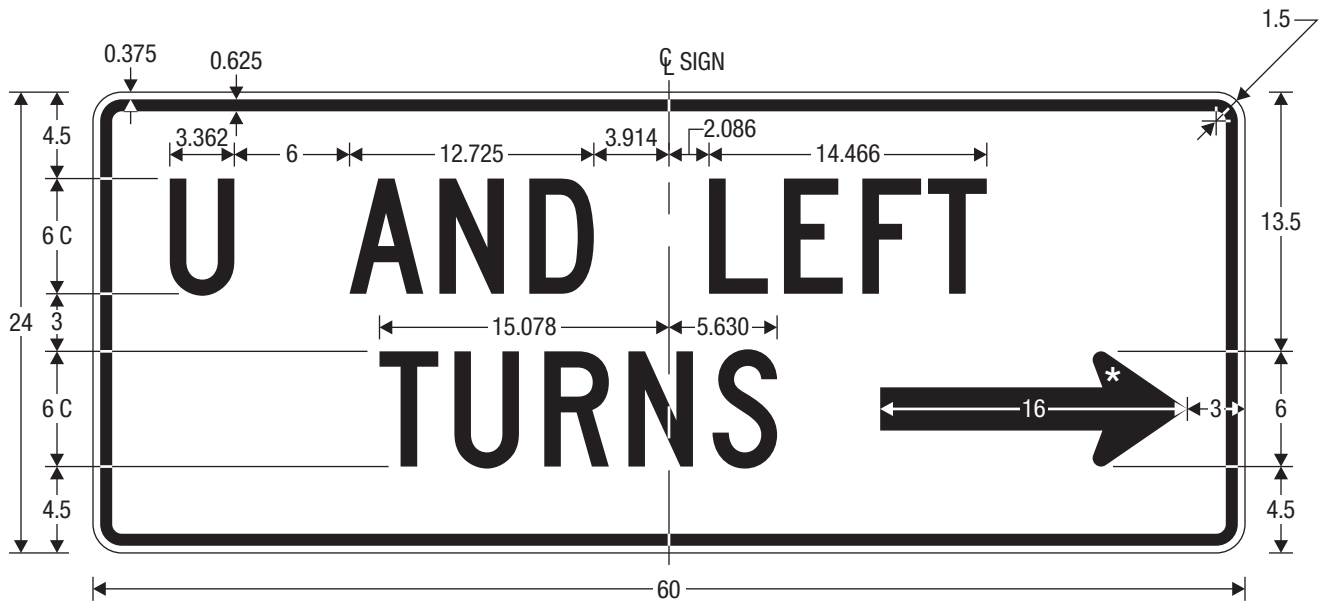
COLORS: LEGEND, BORDER — BLACK
BACKGROUND — WHITE (RETROREFLECTIVE)



R3-25
ALL TURNS DIRECTIONAL

* See page 6-2 for arrow design.

COLORS: LEGEND, BORDER — BLACK
BACKGROUND — WHITE (RETROREFLECTIVE)




R3-25a

U AND LEFT TURNS DIRECTIONAL

* See page 6-2 for arrow design.

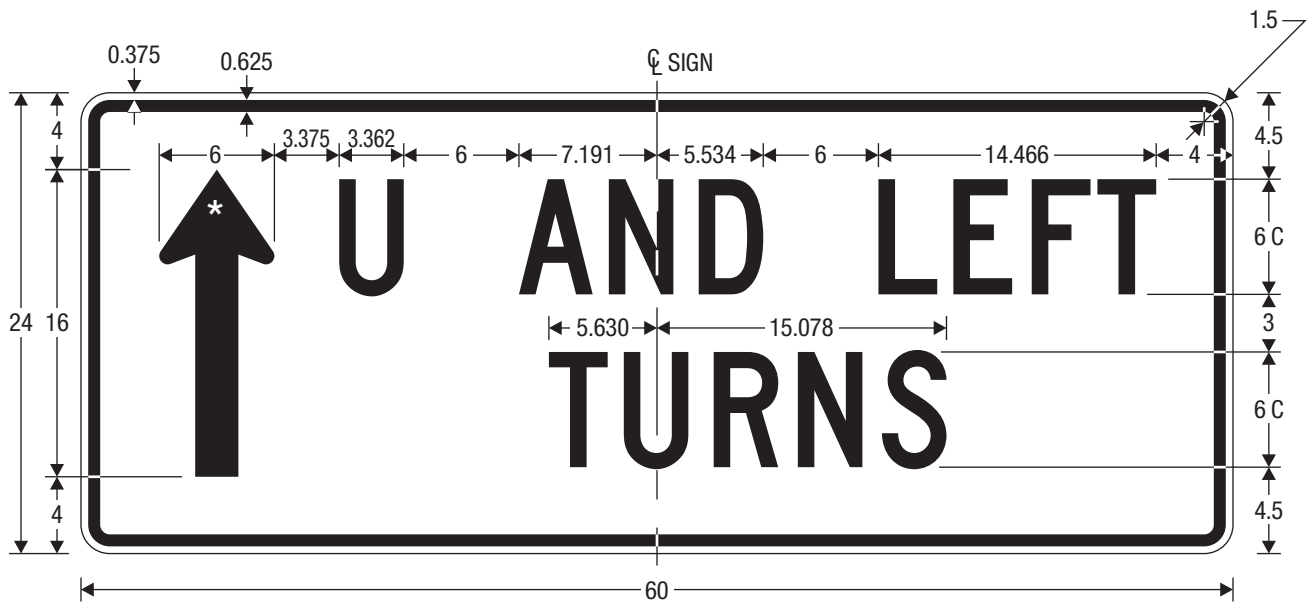
COLORS: LEGEND, BORDER — BLACK
BACKGROUND — WHITE (RETROREFLECTIVE)



R3-25b
U TURN DIRECTIONAL

* See page 6-2 for arrow design.

COLORS: LEGEND, BORDER — BLACK
BACKGROUND — WHITE (RETROREFLECTIVE)

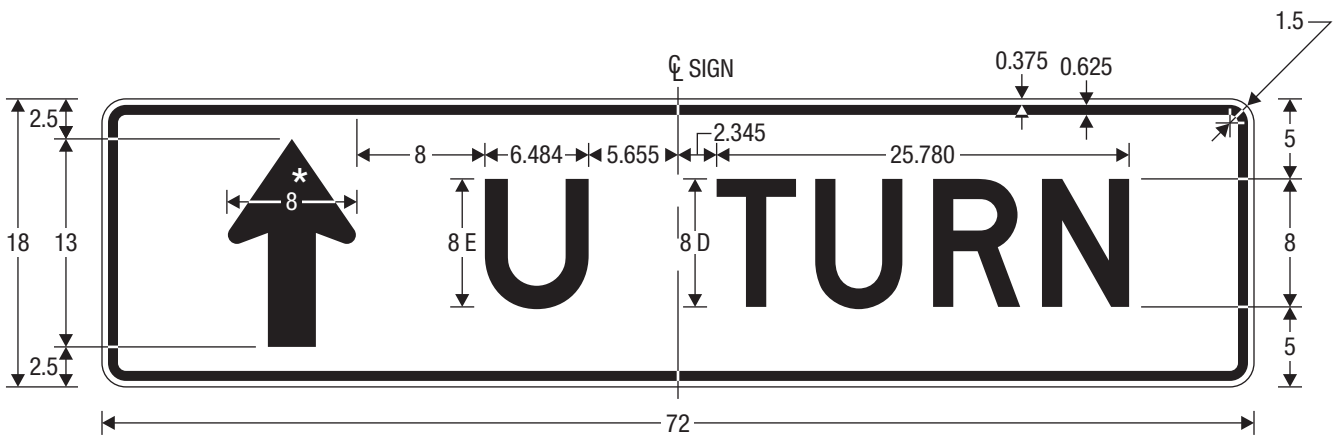


R3-26

U AND LEFT TURNS DIRECTIONAL

* See page 6-2 for arrow design.

COLORS: LEGEND, BORDER — BLACK
BACKGROUND — WHITE (RETROREFLECTIVE)



R3-26a
U TURN

* See page 6-2 for arrow design.

COLORS: LEGEND, BORDER — BLACK
BACKGROUND — WHITE (RETROREFLECTIVE)



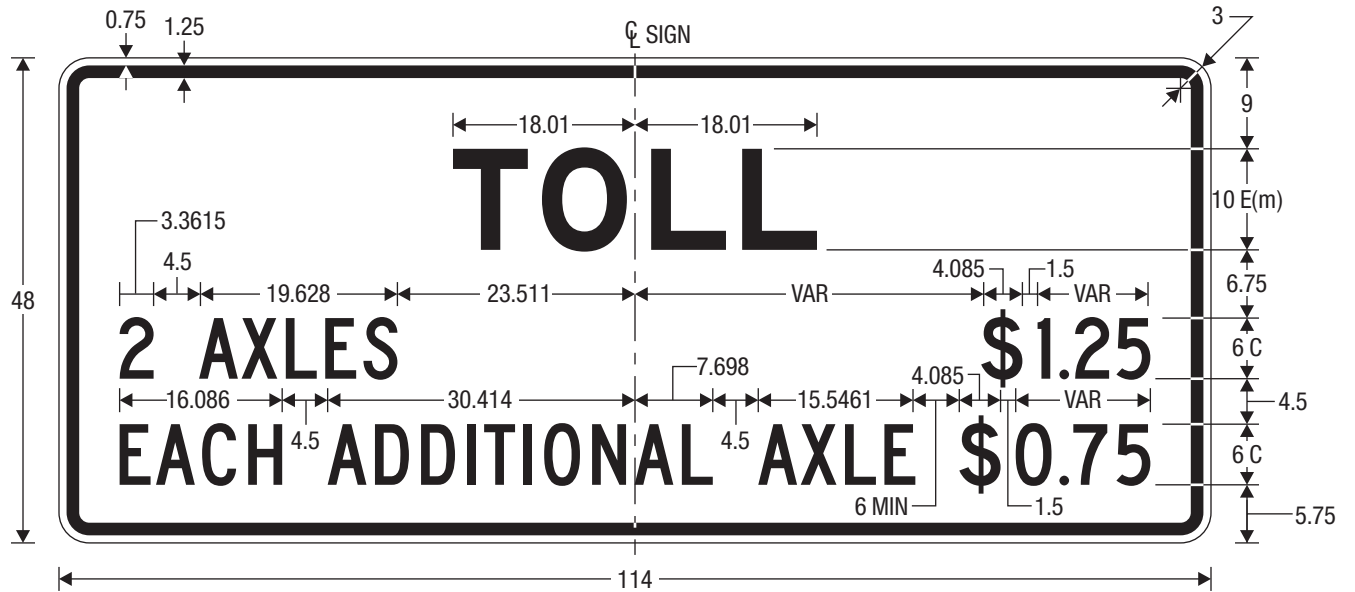
R3-27
 NO STRAIGHT THROUGH

* See page 6-2 for arrow design.

A	B	C	D	E	F	G	H	J	K
24	0.375	0.625	8.5	10.5	2	6.75	8.375	8.125	1.5
36	0.625	0.875	12.75	15.75	3	10	12.5	12.25	2.25
48	0.75	1.25	17	21	4	13.375	16.75	16.25	3

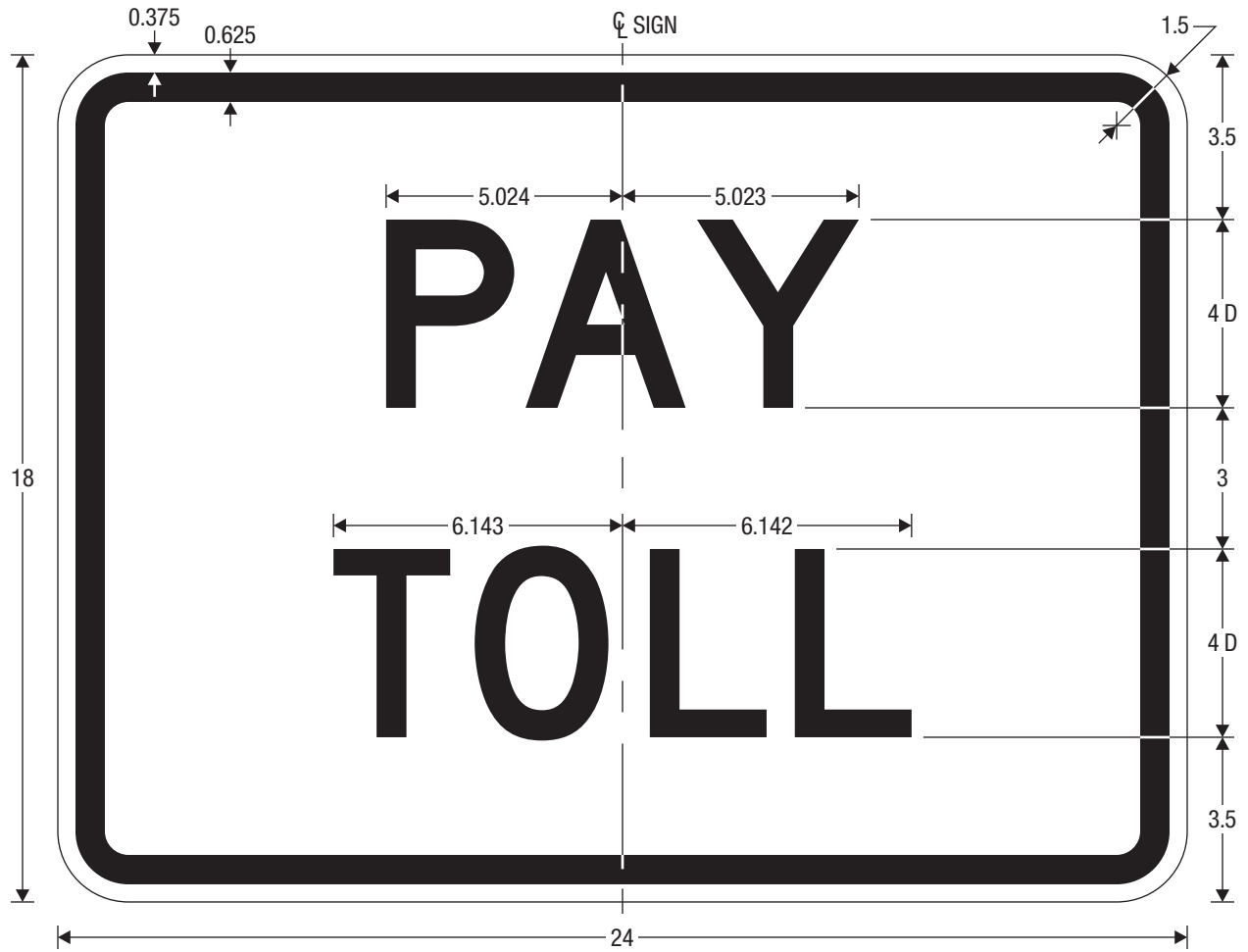
COLORS: LEGEND

- BLACK
- RED (RETROREFLECTIVE)
- WHITE (RETROREFLECTIVE)



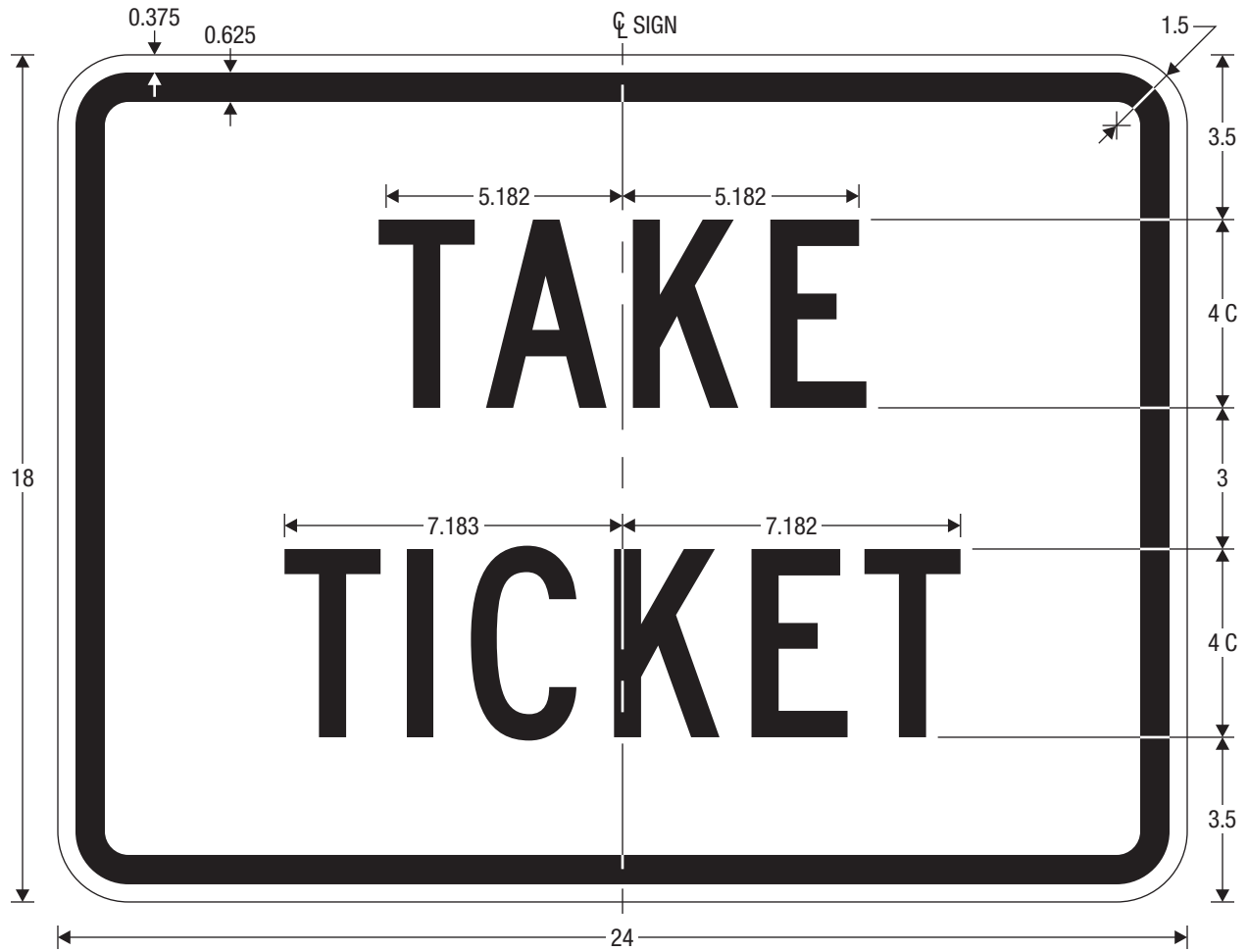
R3-28
TOLL RATE

COLORS: LEGEND, BORDER — BLACK
BACKGROUND — WHITE (RETROREFLECTIVE)



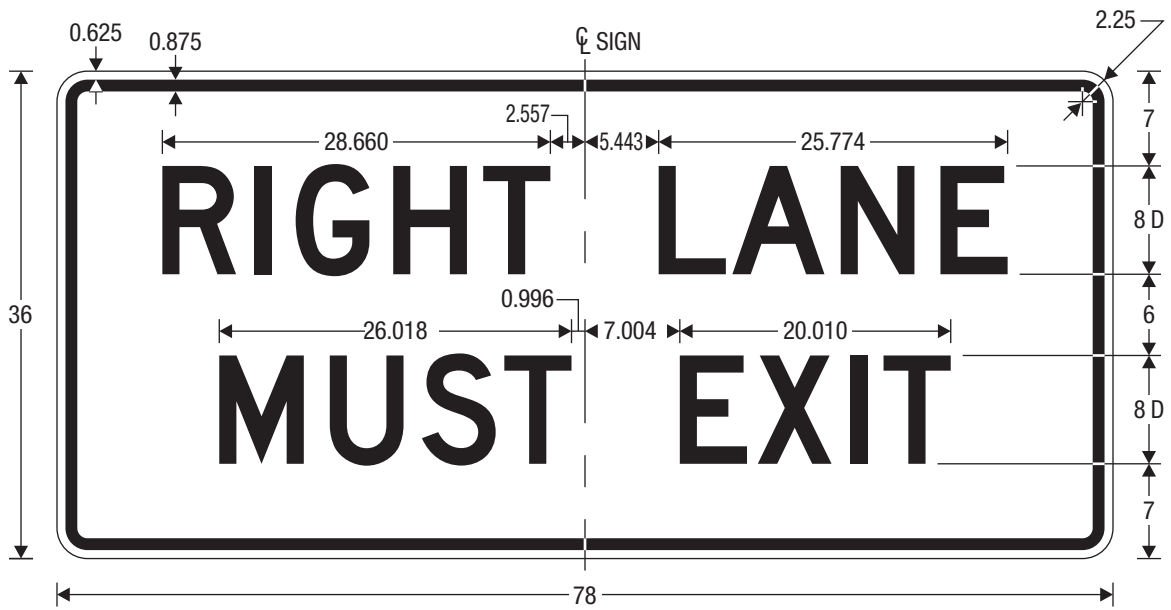
R3-29P
PAY TOLL (PLAQUE)

COLORS: LEGEND, BORDER — BLACK
BACKGROUND — WHITE (RETROREFLECTIVE)



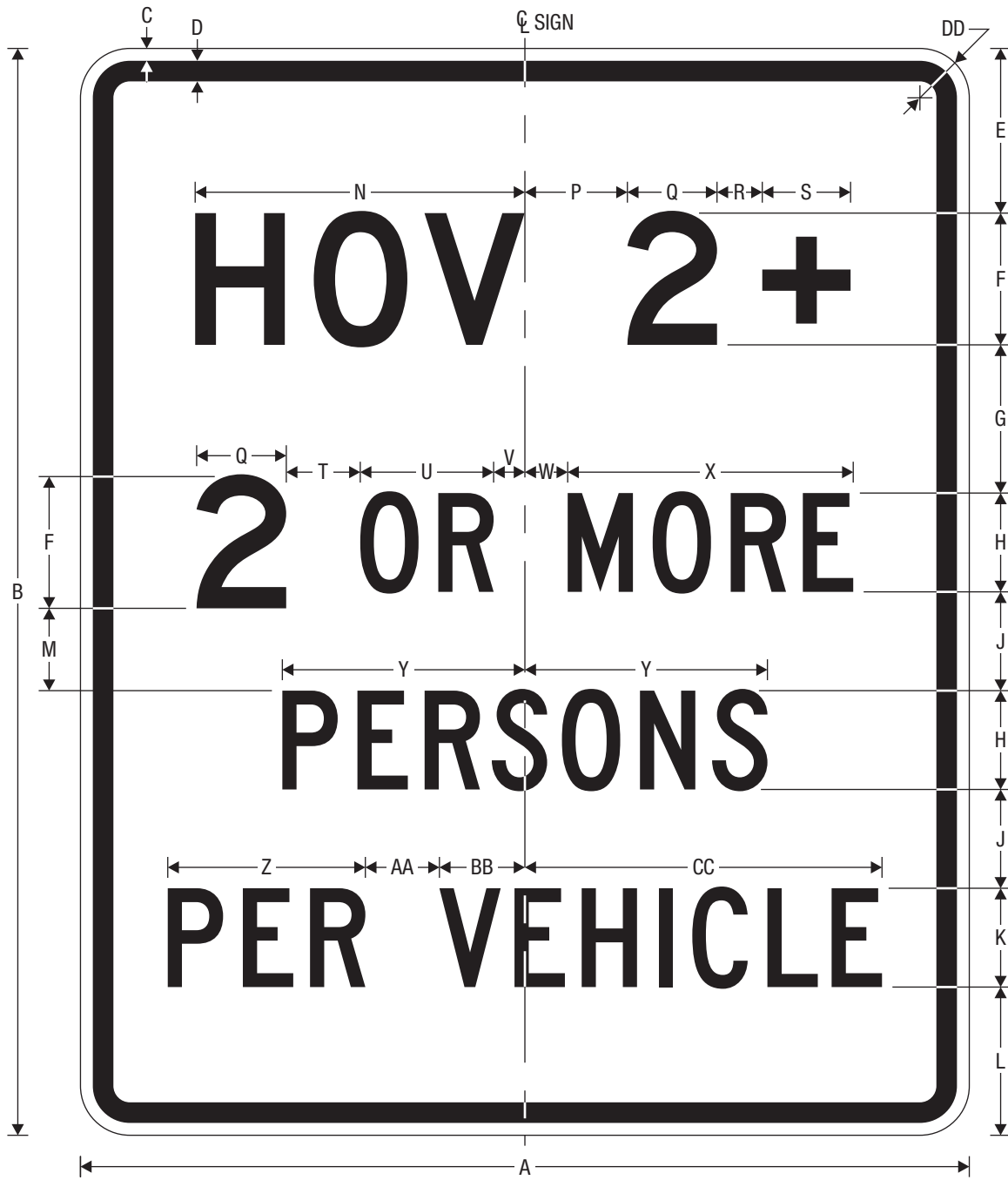
R3-30P
TAKE TICKET (PLAQUE)

COLORS: LEGEND, BORDER — BLACK
BACKGROUND — WHITE (RETROREFLECTIVE)



R3-33
RIGHT LANE MUST EXIT

COLORS: LEGEND, BORDER – BLACK
BACKGROUND – WHITE (RETROREFLECTIVE)



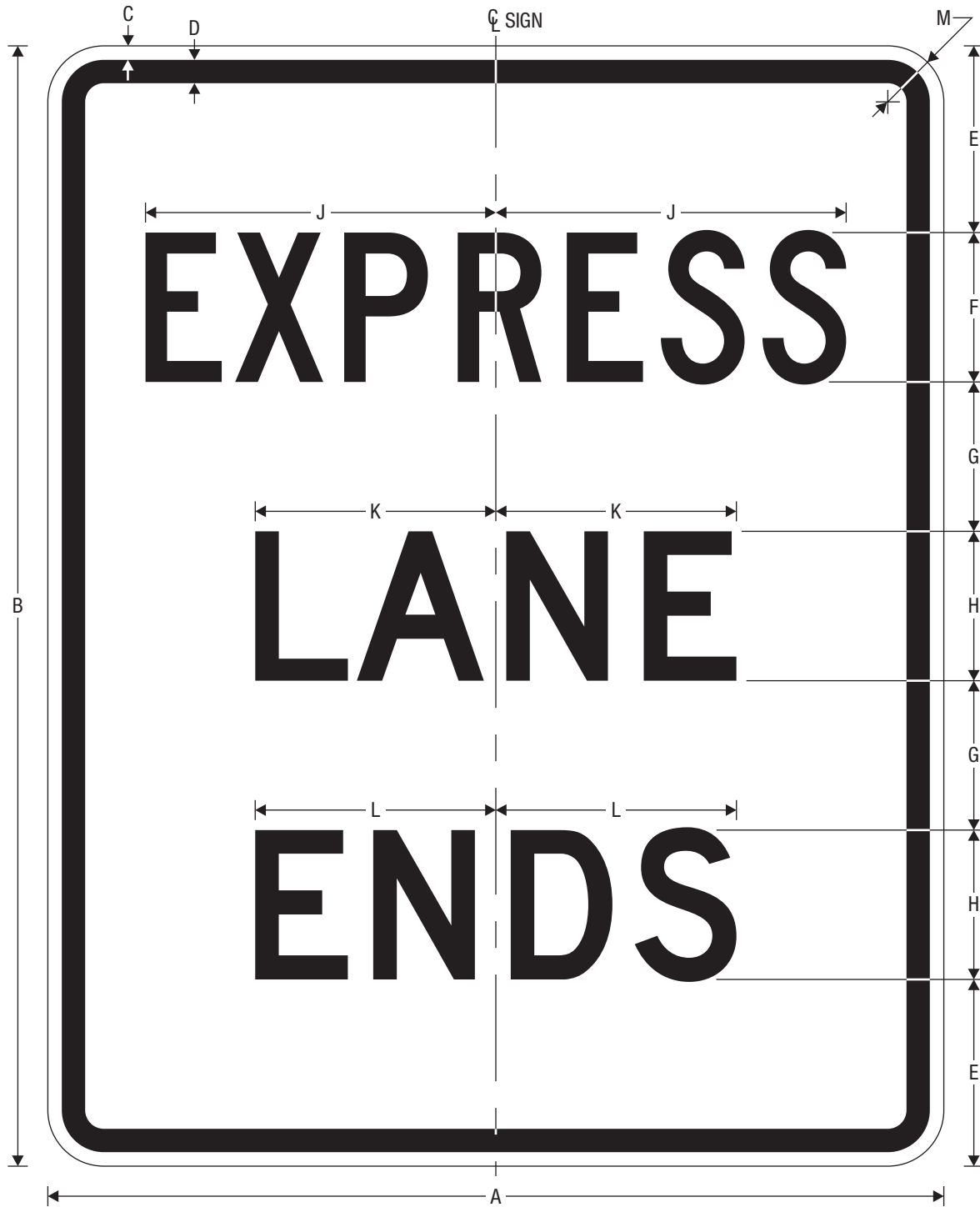
R3-40

PRICED MANAGED LANE VEHICLE OCCUPANCY DEFINITION (POST-MOUNTED)

* Reduce character spacing 20%.

A	B	C	D	E	F	G	H	J	K	L	M	N	P
54	66	0.75	1.25	10	8 D	9	6 C	6	6 C	9	5	20.014	6
66	78	0.75	1.25	10	10 D	11	8 C	7.5	8 C*	8	6.5	25.017	7.5
Q	R	S	T	U	V	W	X	Y	Z	AA	BB	CC	DD
5.446	2.75	5.364	4.5	8.103	1.899	2.601	17.348	14.736	12.005	4.5	5.192	21.697	3
6.808	3.5	6.705	5.5	10.804	3.009	2.991	23.130	19.647	15.414	4	7.363	26.777	3

COLORS: LEGEND, BORDER — BLACK
BACKGROUND — WHITE (RETROREFLECTIVE)

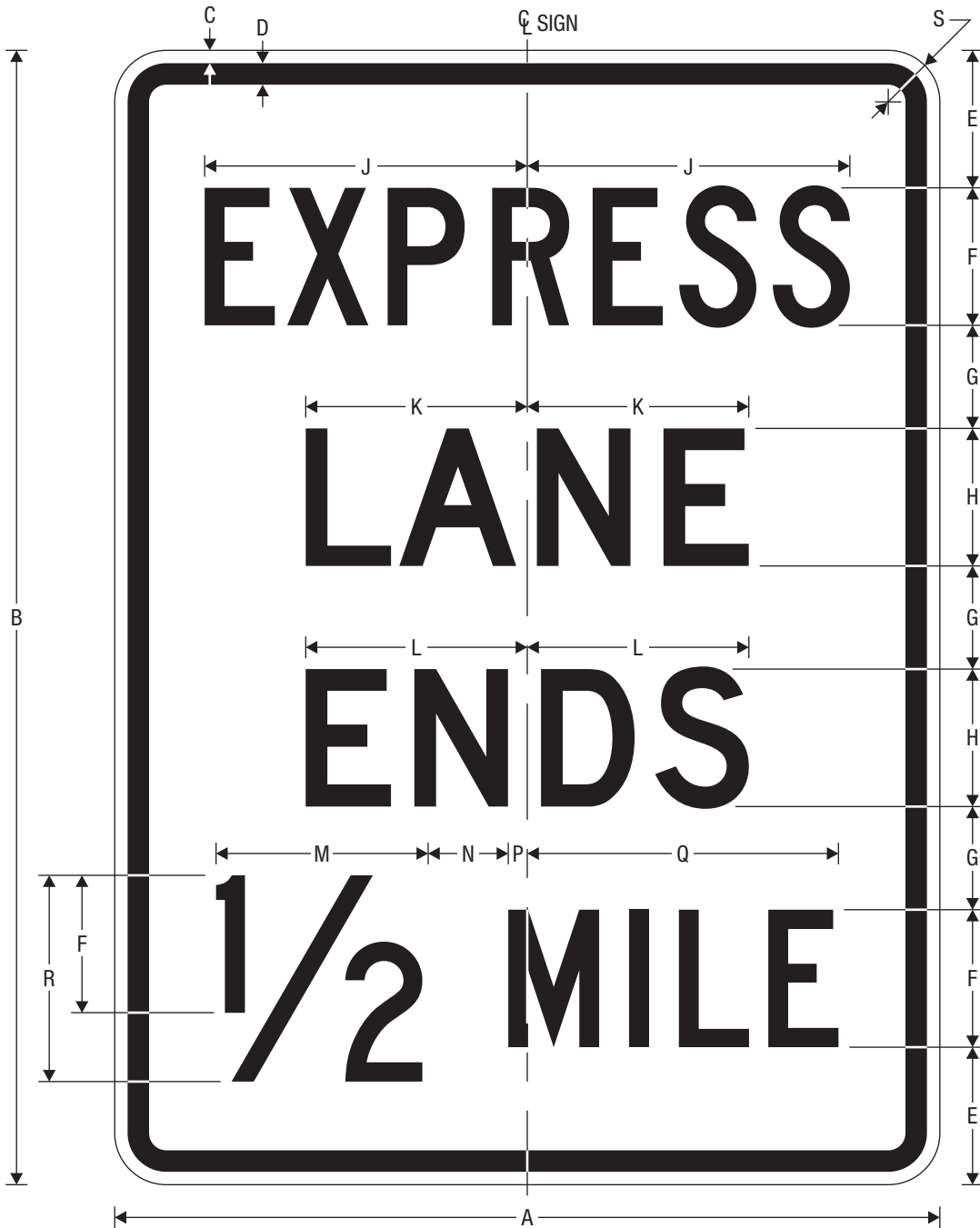


R3-42

EXPRESS LANE ENDS (POST-MOUNTED)

A	B	C	D	E	F	G	H	J	K	L	M
48	60	0.75	1.25	10	8 C	8	8 D	18.767	12.887	12.890	3
60	78	0.75	1.25	14	10 C	10	10 D	23.459	16.109	16.113	3

COLORS: LEGEND, BORDER – BLACK
BACKGROUND – WHITE (RETROREFLECTIVE)



R3-42a

PRICED MANAGED LANE ENDS ADVANCE (POST-MOUNTED)

A	B	C	D	E	F	G	H	J	K	L
48	66	0.75	1.25	8	8 C	6	8 D	18.767	12.887	12.890
60	84	0.75	1.25	10	10 C	8	10 D	23.459	16.109	16.113

M	N	P	Q	R	S
12	5	1.104	18.104	12	3
15	6.25	1.380	22.630	15	3

COLORS: LEGEND, BORDER – BLACK
 BACKGROUND – WHITE (RETROREFLECTIVE)



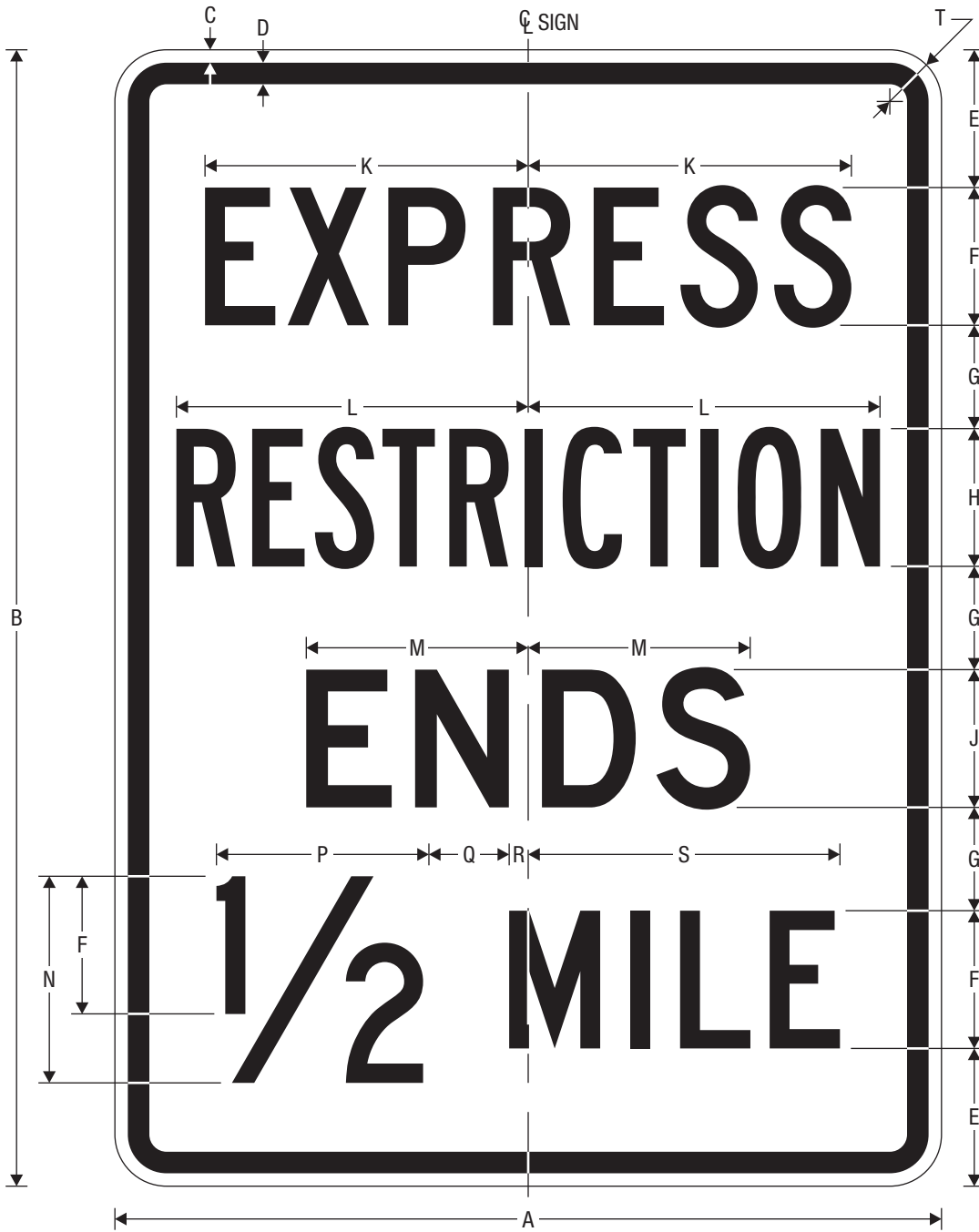
R3-42b

EXPRESS RESTRICTION ENDS (Post-mounted)

* Reduce character spacing 25%.

A	B	C	D	E	F	G	H	J	K	L	M
48	60	0.75	1.25	10	8 C	8	8 B*	18.767	20.429	10.924	3
60	78	0.75	1.25	14	10 C	10	10 B*	23.459	25.537	13.655	3

COLORS: LEGEND, BORDER – BLACK
BACKGROUND – WHITE (RETROREFLECTIVE)



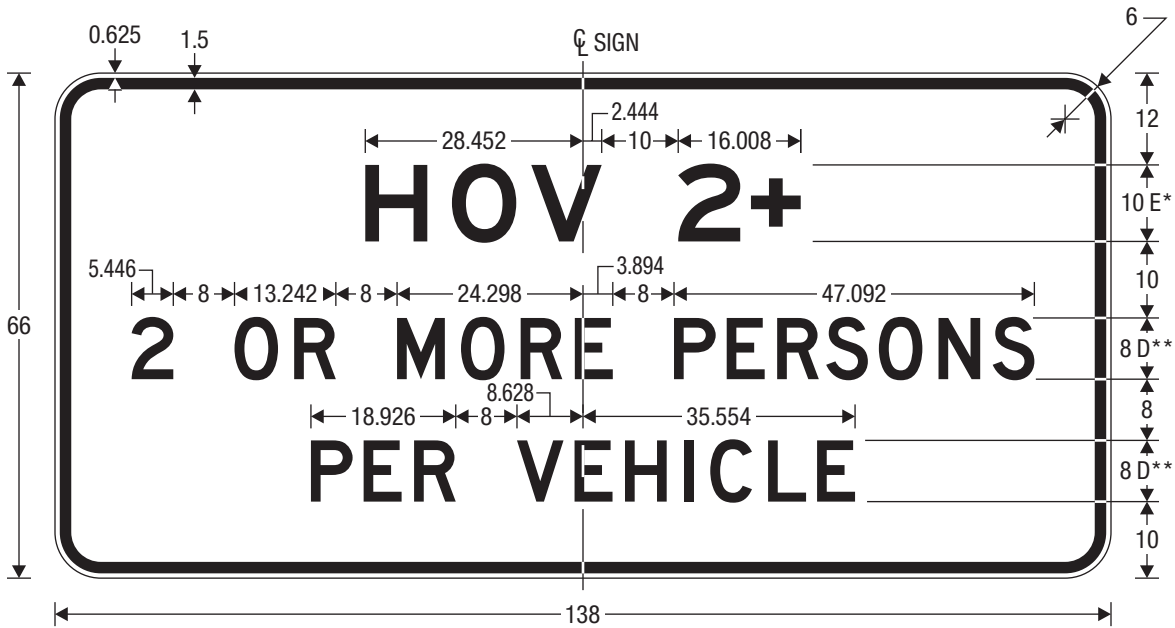
R3-42c

PRICED MANAGED LANE RESTRICTION ENDS ADVANCE (POST-MOUNTED)

* Reduce character spacing 25%.

A	B	C	D	E	F	G	H	J	K	L	M	N	P
48	66	0.75	1.25	8	8 C	6	8 B*	8 D	18.767	20.429	12.890	12	12
60	84	0.75	1.25	10	10 C	8	10 B*	10 D	23.459	25.537	16.113	15	15
Q	R	S	T										
5	1.104	18.104	3										
6.25	1.380	22.630	3										

COLORS: LEGEND, BORDER – BLACK
 BACKGROUND – WHITE (RETROREFLECTIVE)

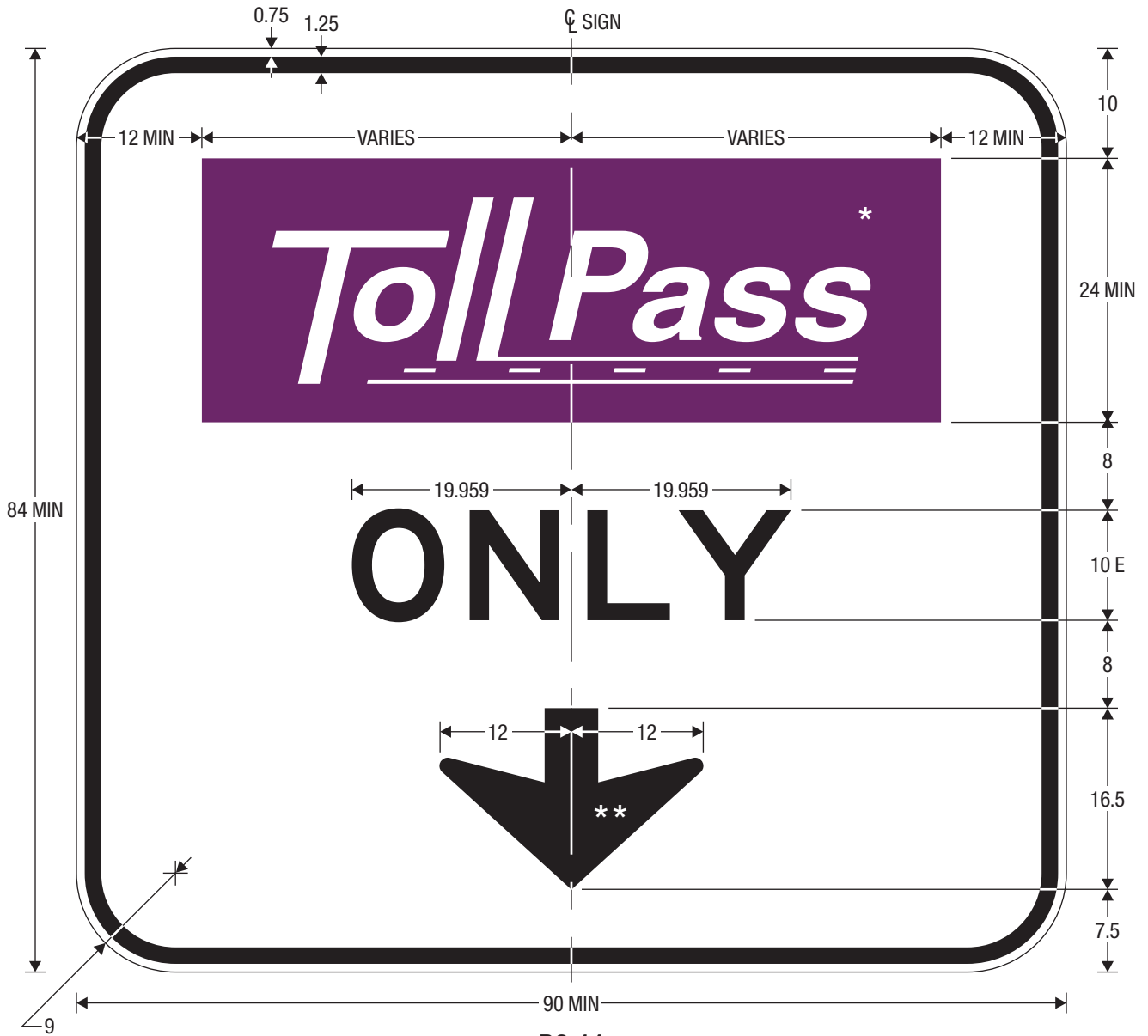


R3-43

PRICED MANAGED LANE VEHICLE OCCUPANCY DEFINITION

- * Increase character spacing 40%.
- ** Increase character spacing 20%.

COLORS: LEGEND, BORDER – BLACK
BACKGROUND – WHITE (RETROREFLECTIVE)



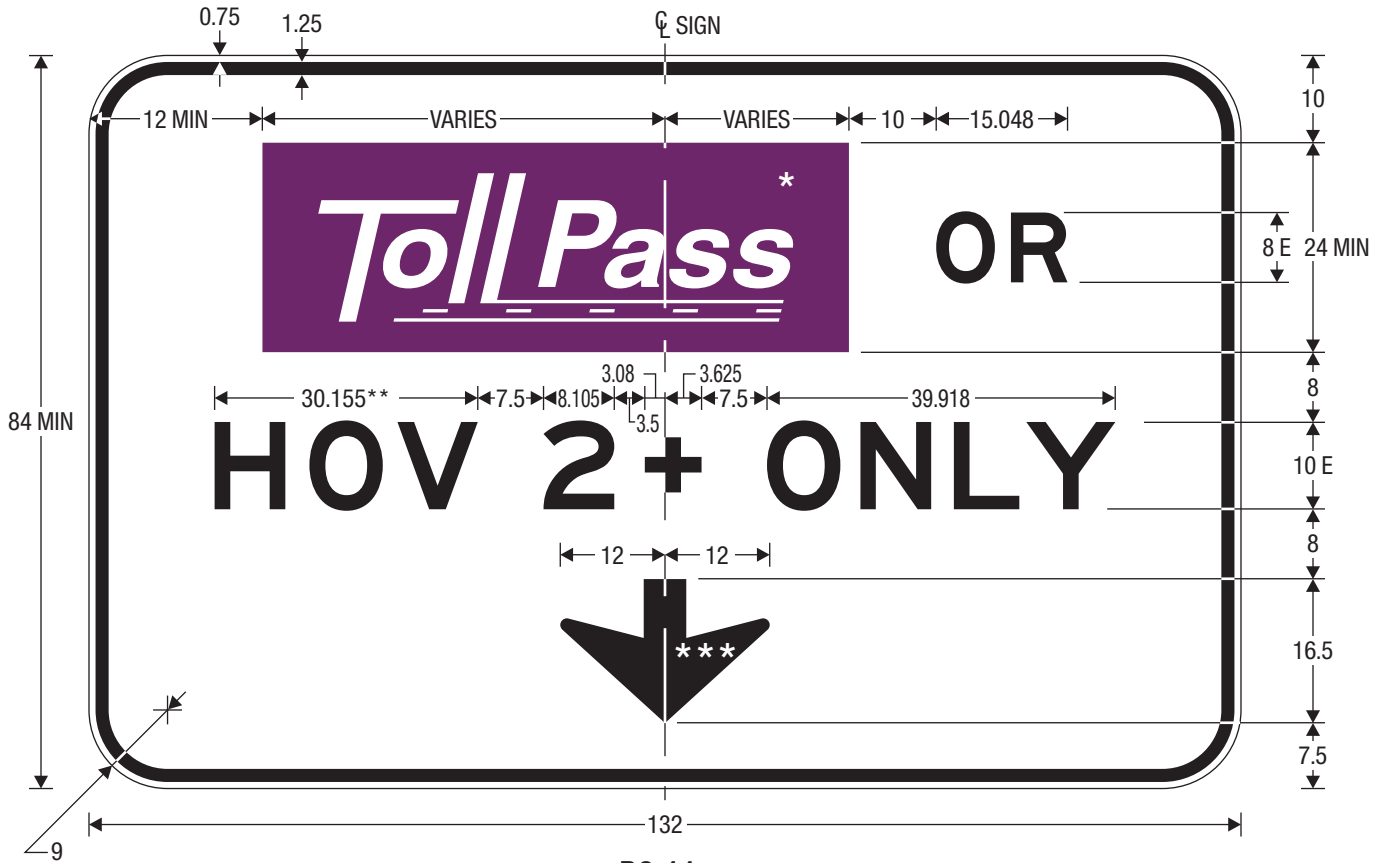
R3-44

PRICED MANAGED LANE PERIODS OF OPERATION (OVERHEAD)

* Pictograph shown is an example.

** See page 6-3 for arrow design.

COLORS: LEGEND, BORDER — BLACK
PICTOGRAPH — VARIES (RETROREFLECTIVE)
BACKGROUND — WHITE (RETROREFLECTIVE)

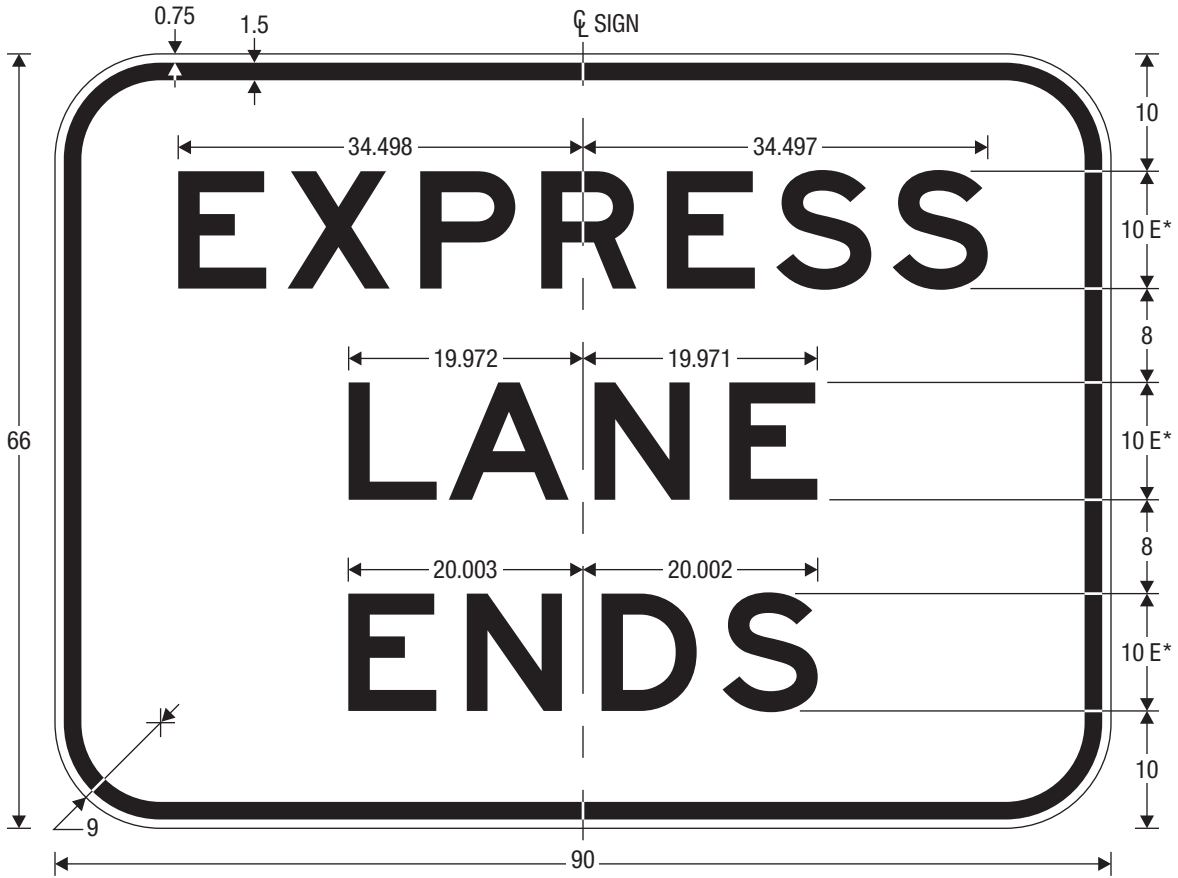


R3-44a

PRICED MANAGED LANE PERIODS OF OPERATION (OVERHEAD)

- * Pictograph shown is an example.
- ** Increase character spacing 20%.
- *** See page 6-3 for arrow design.

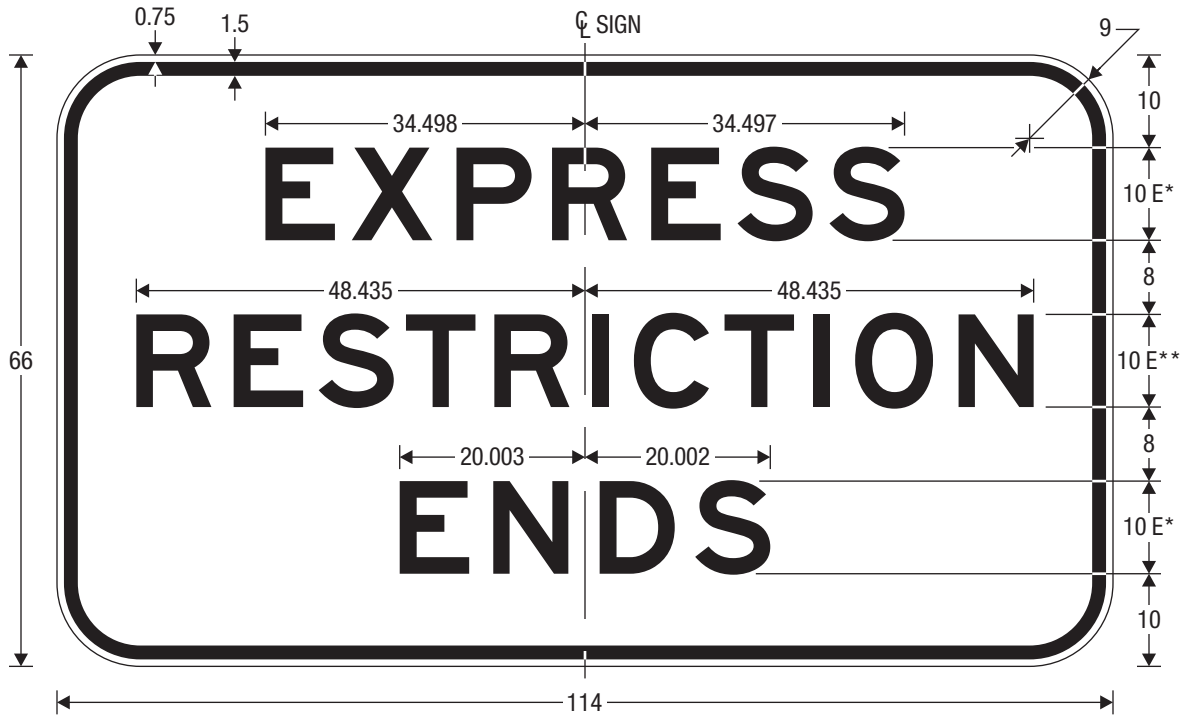
COLORS: LEGEND, BORDER — BLACK
 PICTOGRAPH — VARIES (RETROREFLECTIVE)
 BACKGROUND — WHITE (RETROREFLECTIVE)



R3-45
EXPRESS LANE ENDS (OVERHEAD)

* Increase character spacing 30%.

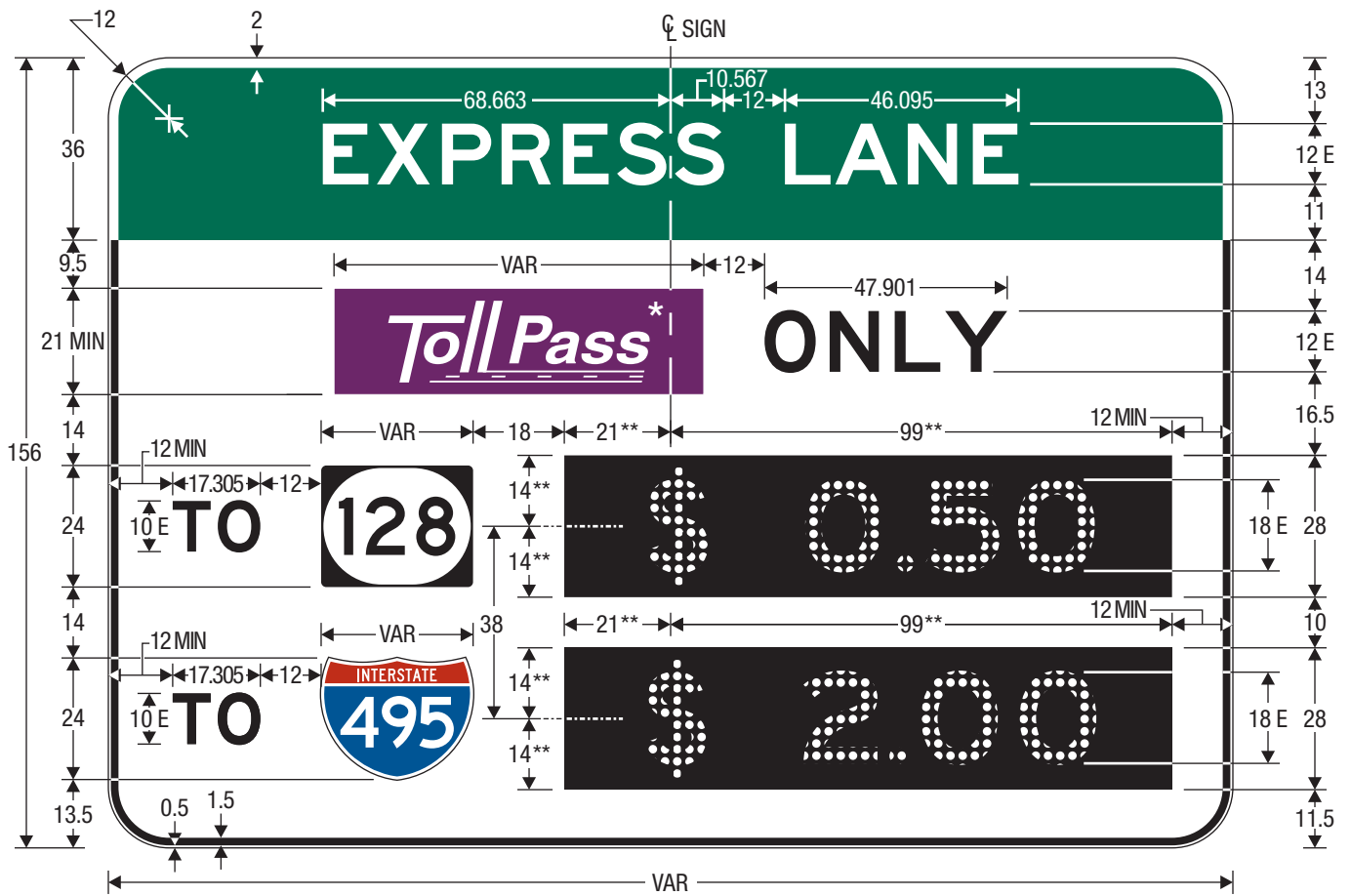
COLORS: LEGEND, BORDER — BLACK
BACKGROUND — WHITE (RETROREFLECTIVE)



R3-45a
EXPRESS RESTRICTION ENDS (OVERHEAD)

- * Increase character spacing 30%.
- ** Increase character spacing 20%.

COLORS: LEGEND, BORDER — BLACK
BACKGROUND — WHITE (RETROREFLECTIVE)



R3-48

PRICED MANAGED LANE TOLL RATE

* Pictograph shown is an example.

** Changeable legend display. Dimensions may vary.

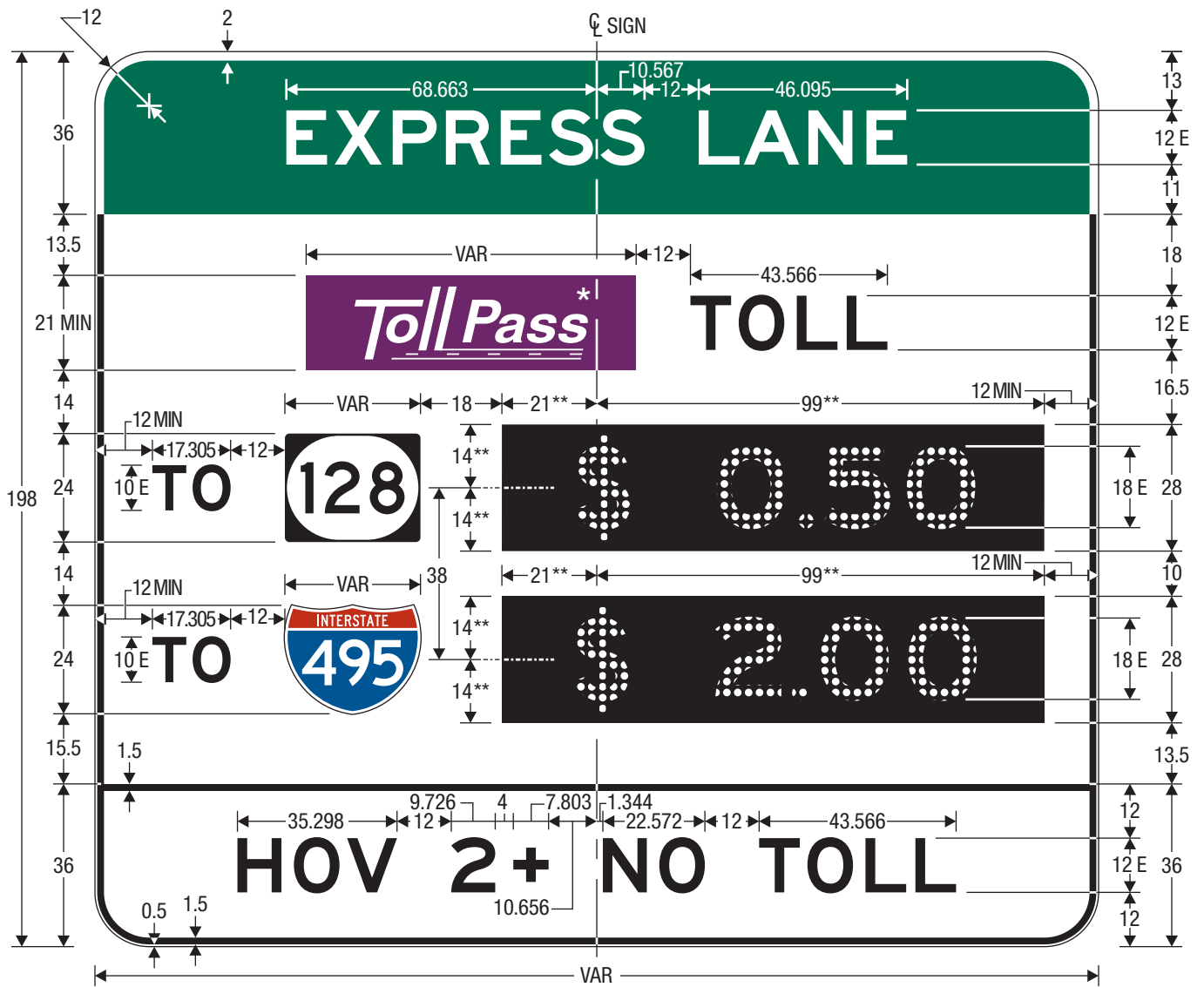
UPPER SECTION

COLORS: LEGEND — WHITE (RETROREFLECTIVE)
 BACKGROUND — GREEN (RETROREFLECTIVE)

PICTOGRAPH — VARIES (RETROREFLECTIVE)
 (SEE MUTCD FOR LEGEND AND
 UNDERLAY COLORS)

LOWER SECTION

COLORS: LEGEND — WHITE (RETROREFLECTIVE)
 BACKGROUND — BLACK



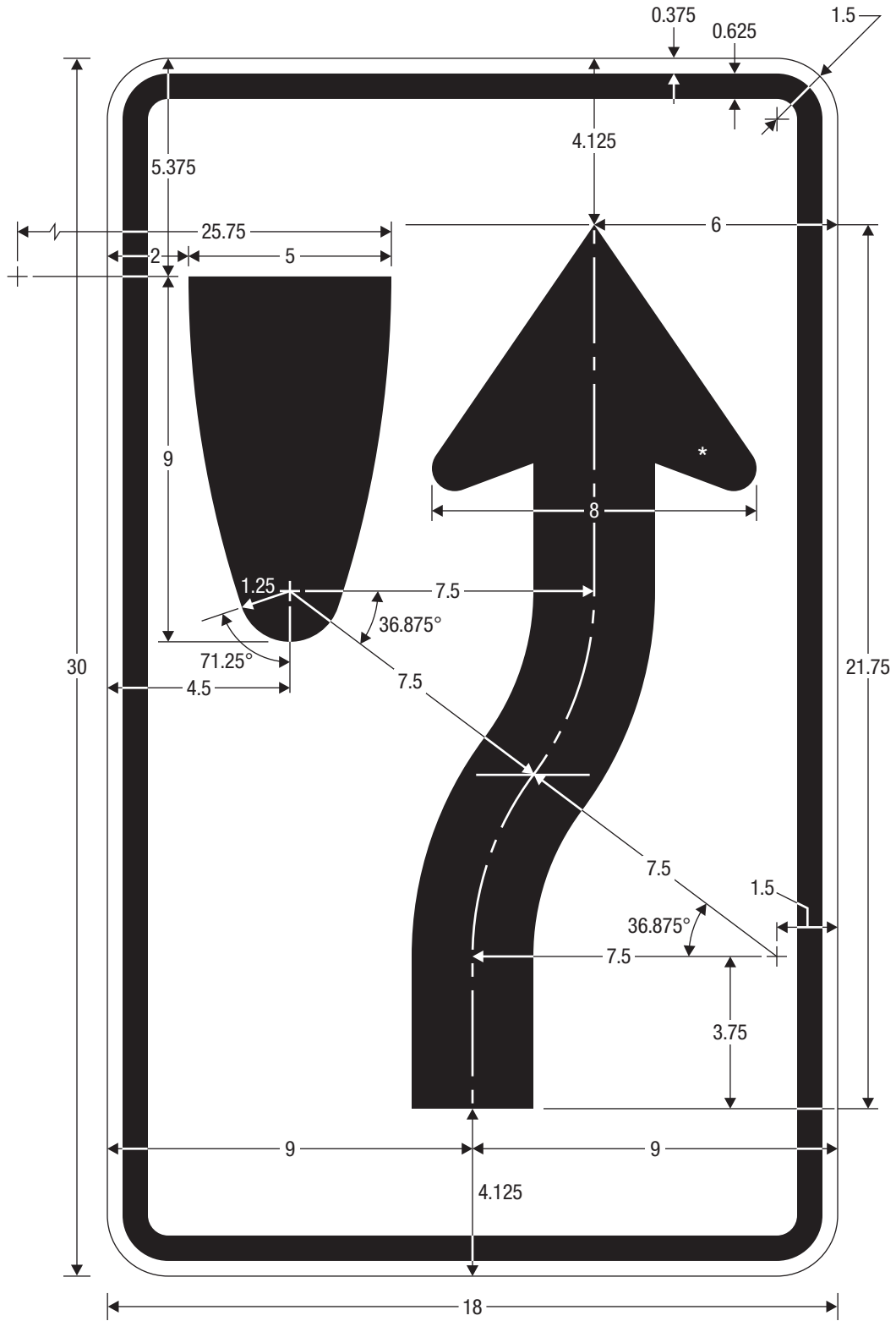
R3-48a
 PRICED MANAGED LANE TOLL RATE

- * Pictograph shown is an example.
- ** Changeable legend display. Dimensions may vary.

UPPER SECTION
 COLORS: LEGEND — WHITE (RETROREFLECTIVE)
 BACKGROUND — GREEN (RETROREFLECTIVE)

PICTOGRAPH — VARIES (RETROREFLECTIVE)
 (SEE MUTCD FOR LEGEND AND
 UNDERLAY COLORS)

LOWER SECTION
 COLORS: LEGEND — WHITE (RETROREFLECTIVE)
 BACKGROUND — BLACK



R4-7c
NARROW KEEP RIGHT

* See page 6-2 for arrow design.

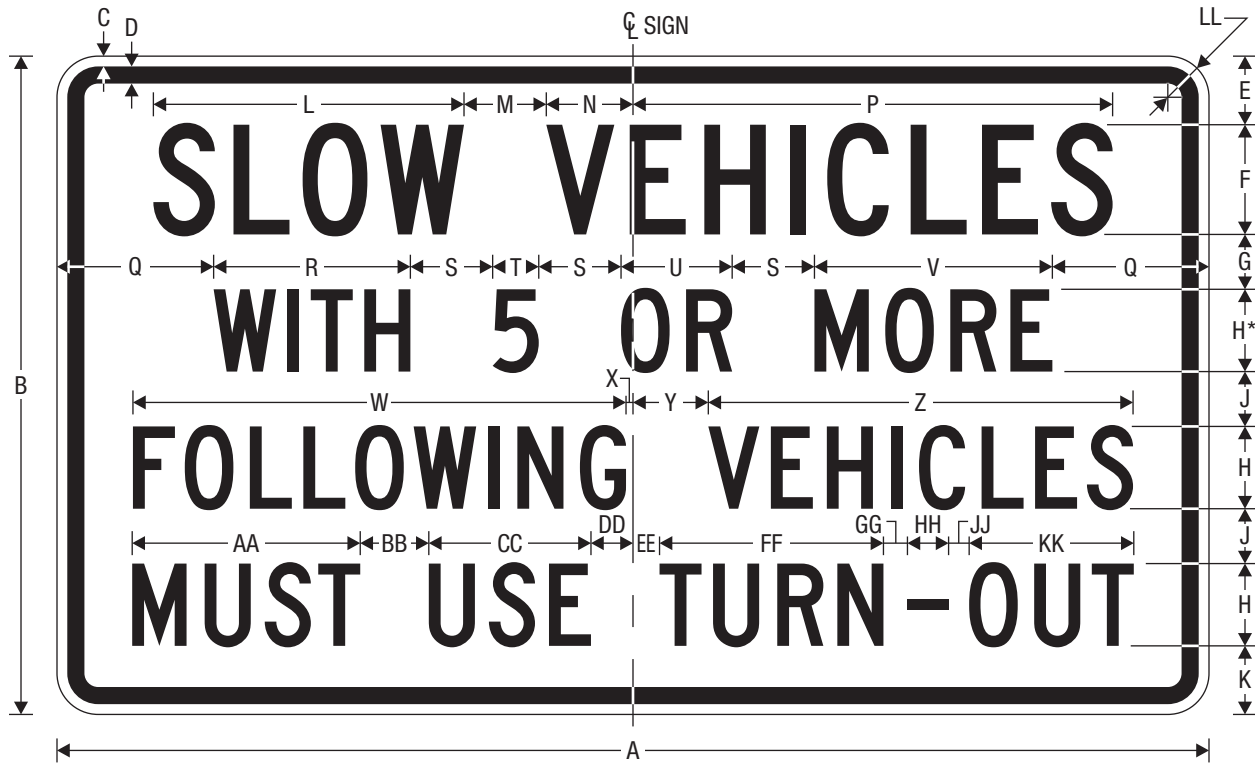
COLORS: LEGEND, BORDER — BLACK
BACKGROUND — WHITE (RETROREFLECTIVE)



R4-11
BICYCLE MAY USE FULL LANE

* See page 6-7 for symbol design.

COLORS: LEGEND, BORDER — BLACK
BACKGROUND — WHITE (RETROREFLECTIVE)



R4-12

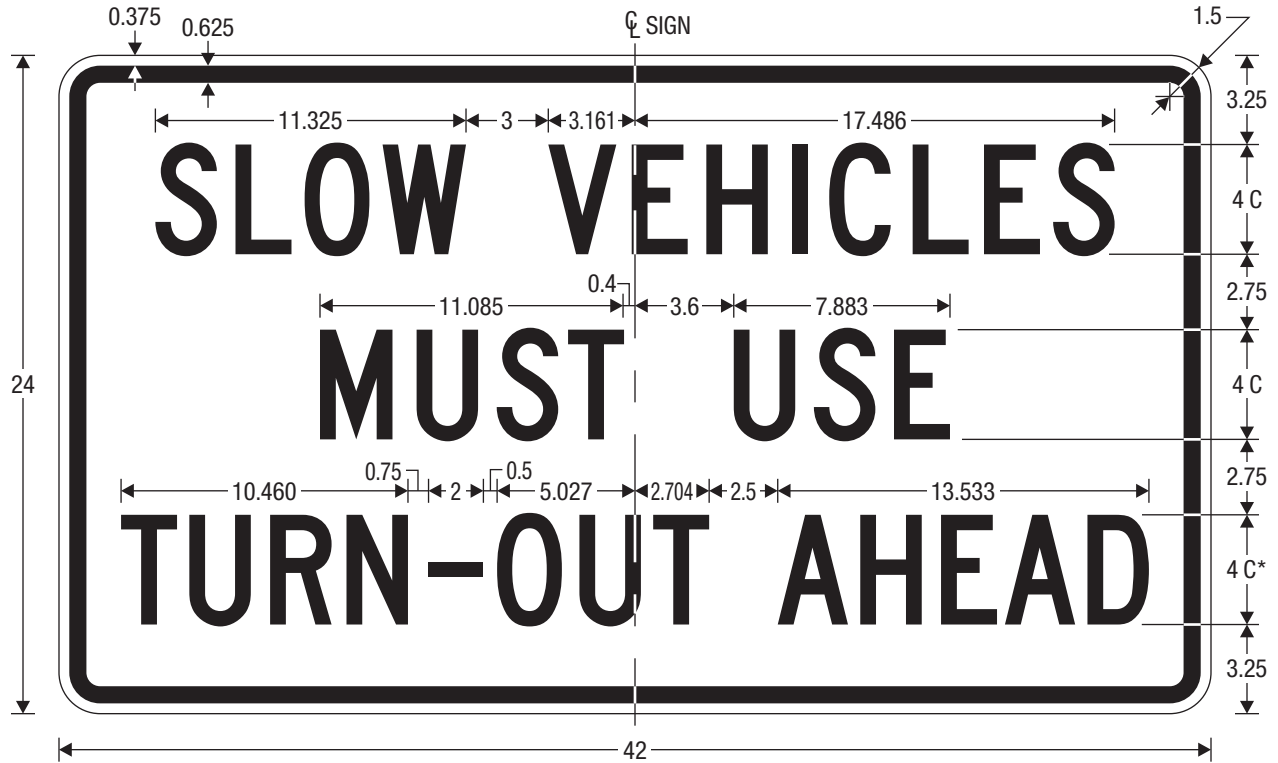
SLOW VEHICLES WITH XX OR MORE FOLLOWING VEHICLES MUST USE TURN-OUT

* Centered on sign panel.

** Increase character spacing 50%.

A	B	C	D	E	F	G	H	J	K	L	M	N	P
42	24	0.375	0.625	2.5	4 C	2	3 C	2	2.5	11.325	3	3.161	17.486
72	42	0.625	0.875	5	6 C**	4	5 C	3.75	4.5	18.218	6	5.162	29.379
Q	R	S	T	U	V	W	X	Y	Z	AA	BB	CC	DD
VAR	7.173	3	VAR	4.052	8.674	17.977	0.254	2.746	15.485	8.314	2.5	5.912	1.532
VAR	11.955	4	VAR	6.753	14.456	29.961	0	4	25.809	13.856	4	9.854	2.824
EE	FF	GG	HH	JJ	KK	LL							
0.968	8.163	0.875	1.5	0.75	6.002	1.5							
1.176	13.605	1.75	2.5	1.5	10.004	2.25							

COLORS: LEGEND, BORDER – BLACK
BACKGROUND – WHITE (RETROREFLECTIVE)




R4-13

SLOW VEHICLES MUST USE TURN-OUT AHEAD

* Reduce character spacing 20%.

COLORS: LEGEND, BORDER — BLACK
BACKGROUND — WHITE (RETROREFLECTIVE)



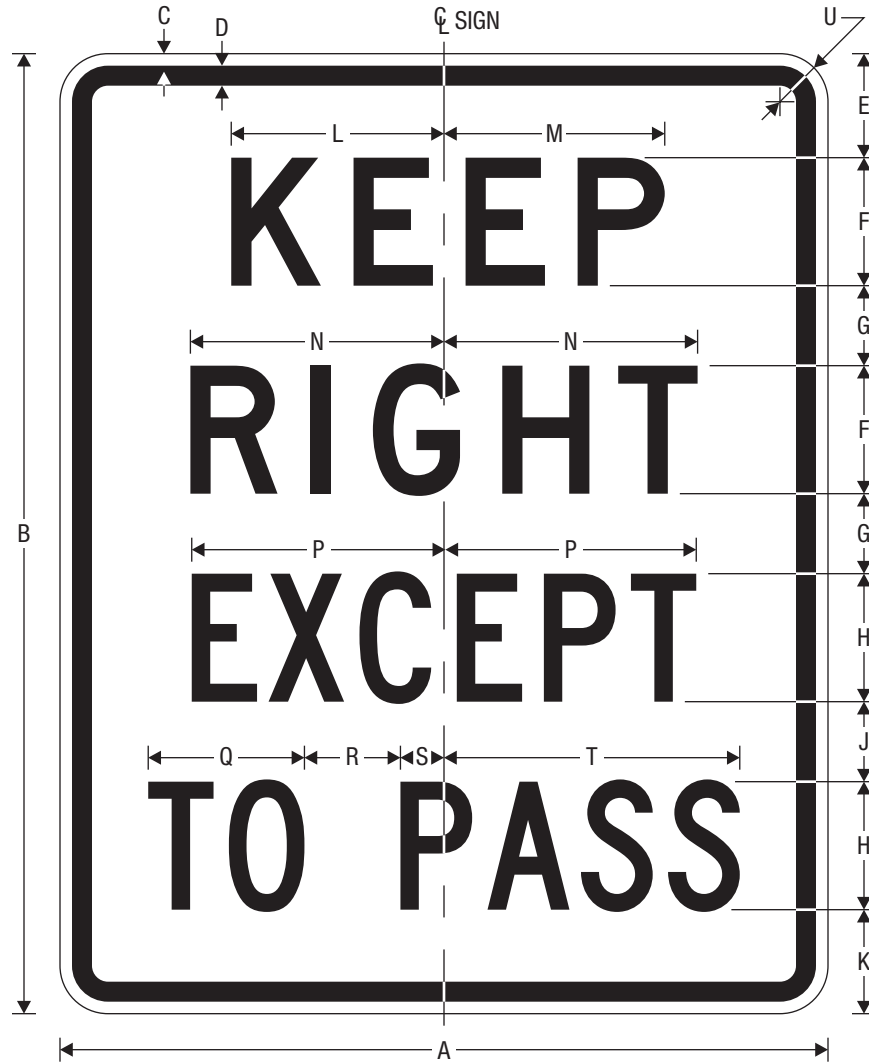
R4-14

SLOW VEHICLES MUST TURN OUT

* Increase character spacing 50%.

** See page 6-2 for arrow design.

COLORS: LEGEND, BORDER — BLACK
BACKGROUND — WHITE (RETROREFLECTIVE)



R4-16

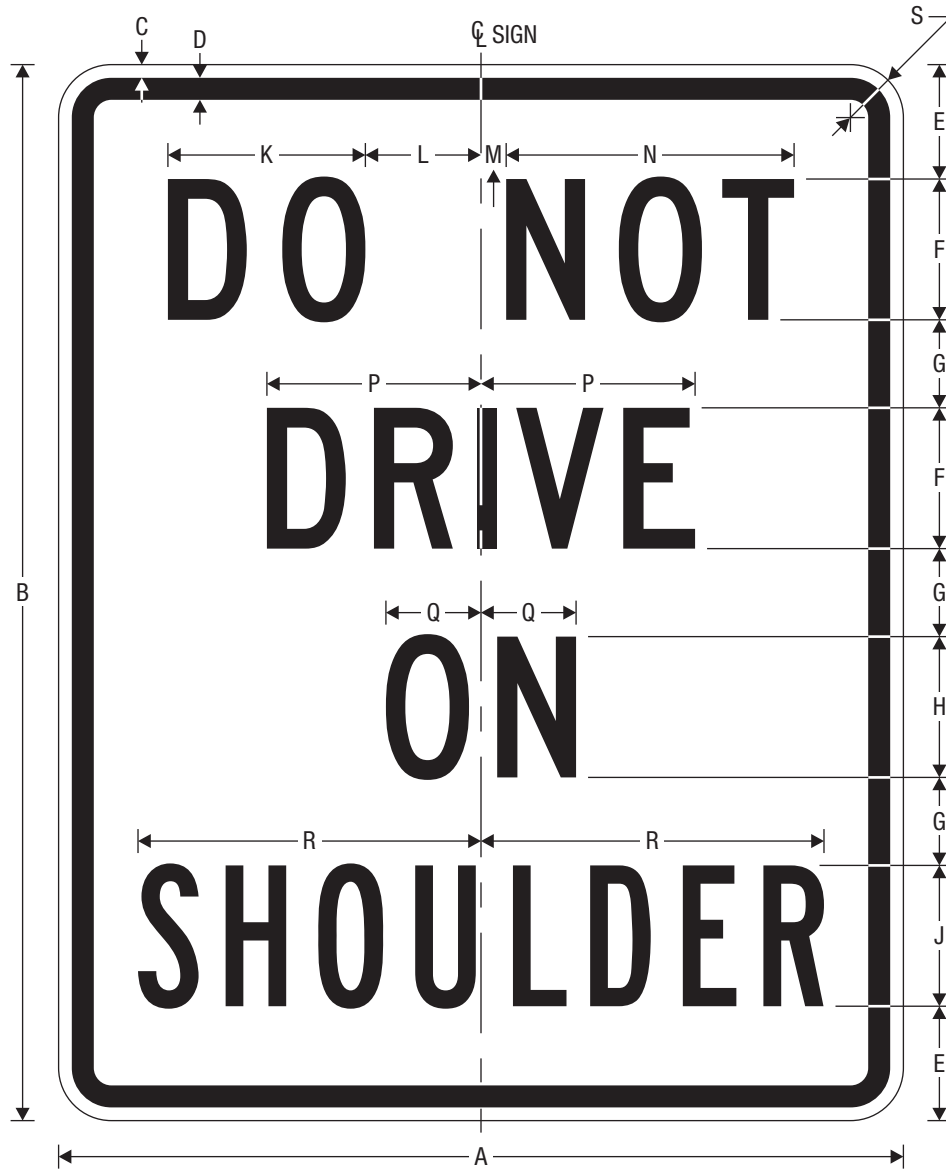
KEEP RIGHT EXCEPT TO PASS

A	B	C	D	E	F	G	H	J	K	L	M
18	24	0.375	0.625	3	3 D*	2	3 C	2	3	4.955	5.205
24	30	0.375	0.625	3.25	4 D*	2.5	4 C	2.5	3.25	6.648	6.899
36	48	0.625	0.875	4.75	8 C*	4	6 C	3	4.25	11.374	11.874
48	60	0.75	1.25	6.5	10 D	5	7 C	4	5.5	15.159	16.159

N	P	Q	R	S	T	U
5.944	5.913	3.662	2.25	1.021	6.932	1.5
7.925	7.883	4.882	3	1.361	9.243	1.5
13.584	11.825	7.323	4.5	2.041	13.865	2.25
17.913	13.796	8.544	5.25	2.382	16.175	3

* Increase character spacing 50%.

COLORS: LEGEND, BORDER – BLACK
 BACKGROUND – WHITE (RETROREFLECTIVE)



R4-17

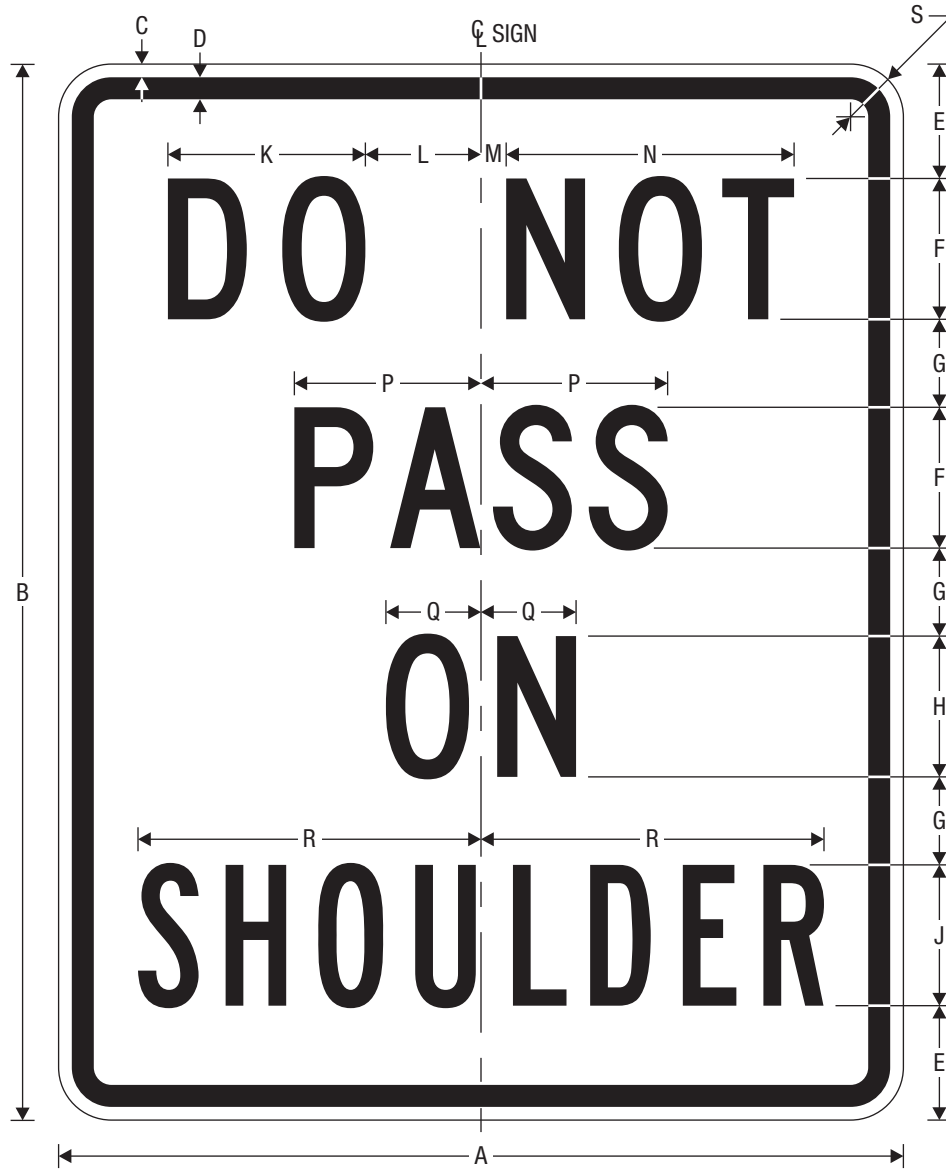
DO NOT DRIVE ON SHOULDER

A	B	C	D	E	F	G	H	J	K	L	M
18	24	0.375	0.625	3	3 C	2	3 C	3 B	4.208*	2.463	0.537
24	30	0.375	0.625	3.25	4 C	2.5	4 C	4 B	5.610*	3.284	0.716
36	48	0.625	0.875	6	6 C	4	6 C	6 B	8.415*	4.927	1.073
48	60	0.75	1.25	7.5	8 C	5	7 C	7 C	11.220*	6.069	0.931

N	P	Q	R	S
6.134**	4.562	2.026	7.308**	1.5
8.179**	6.082	2.701	9.744**	1.5
12.269**	9.123	4.052	14.616**	2.25
16.358**	12.164	4.727	19.992	3

* Increase character spacing 40%.
 ** Increase character spacing 20%.

COLORS: LEGEND, BORDER — BLACK
 BACKGROUND — WHITE (RETROREFLECTIVE)



R4-18
DO NOT PASS ON SHOULDER

A	B	C	D	E	F	G	H	J	K	L	M
18	24	0.375	0.625	3	3 C	2	3 C	3 B	4.208*	2.463	0.537
24	30	0.375	0.625	3.25	4 C	2.5	4 C	4 B	5.610*	3.285	0.715
36	48	0.625	0.875	6	6 C	4	6 C	6 B	8.415*	4.927	1.073
48	60	0.75	1.25	7.5	8 C	5	7 C	7 C	11.220*	6.069	0.931

N	P	Q	R	S
6.134**	3.977	2.026	7.308**	1.5
8.179**	5.302	2.701	9.744**	1.5
12.269**	7.953	4.052	14.616**	2.25
16.358**	10.604	4.727	19.992	3

* Increase character spacing 40%.
** Increase character spacing 20%.

COLORS: LEGEND, BORDER — BLACK
BACKGROUND — WHITE (RETROREFLECTIVE)

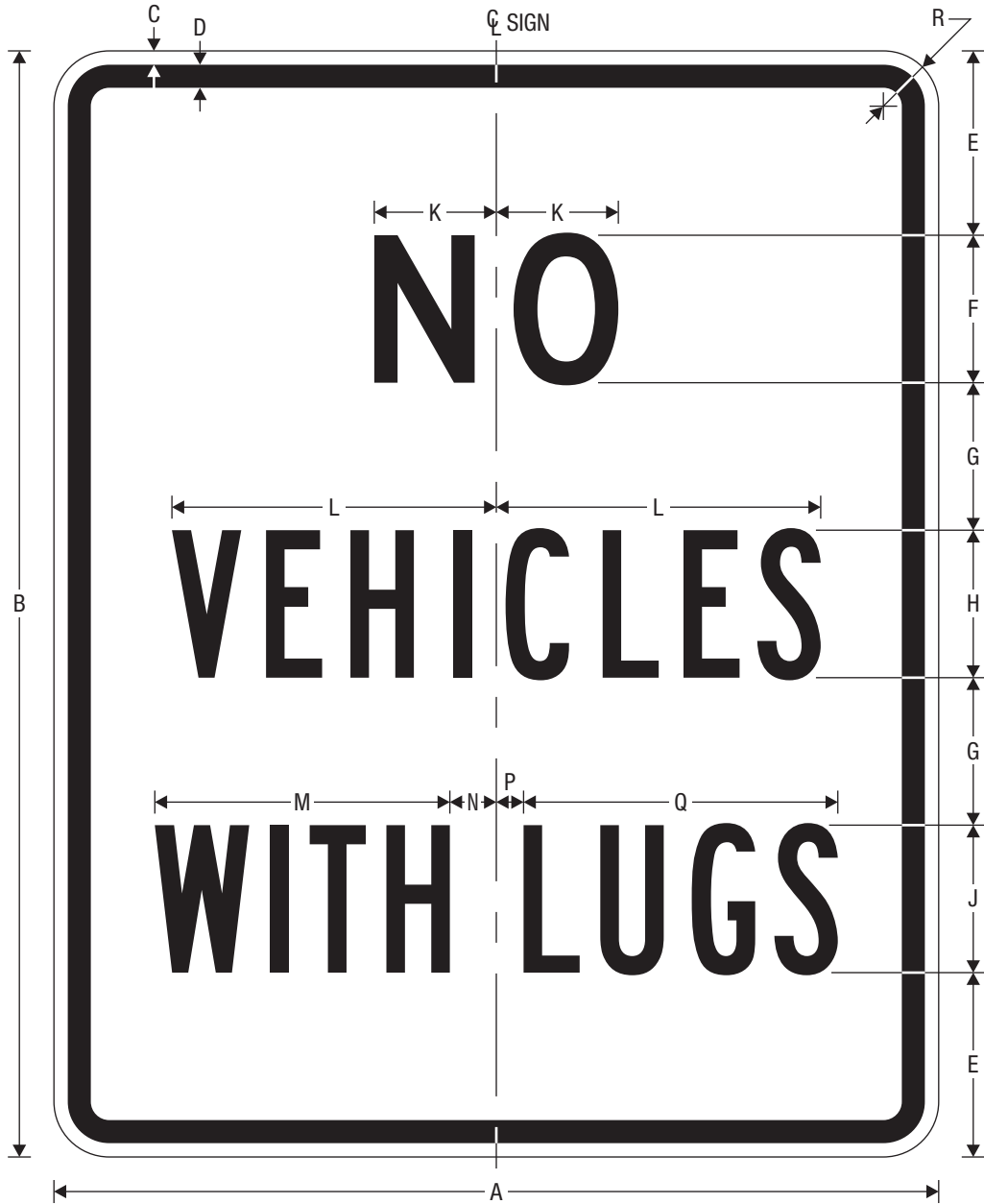


R5-4
NO COMMERCIAL VEHICLES

* Increase character spacing 20%.
** Reduce character spacing 50%.

A	B	C	D	E	F	G	H	J	K	L	M	N
24	30	0.375	0.625	5	4 D*	4	4 B**	4 B*	3.311	9.875	8.800	1.5
36	48	0.625	0.875	9	6 D*	6	6 B**	6 B*	4.966	14.812	13.200	2.25

COLORS: LEGEND, BORDER – BLACK
BACKGROUND – WHITE (RETROREFLECTIVE)



R5-5


NO VEHICLES WITH LUGS

A	B	C	D	E	F	G	H	J	K	L	M	N
24	30	0.375	0.625	5	4 D*	4	4 B*	4 B	3.311	8.800	8.003	1.260
36	48	0.625	0.875	9	6 D*	6	6 B*	6 B	4.966	13.200	12.005	1.891
48	60	0.75	1.25	10	8 D*	8	8 B*	8 B	6.621	17.599	16.006	2.521

P	Q	R
0.740	8.524	1.5
1.109	12.786	2.25
1.479	17.048	3

* Increase character spacing 20%.

COLORS: LEGEND, BORDER — BLACK
BACKGROUND — WHITE (RETROREFLECTIVE)



R5-7

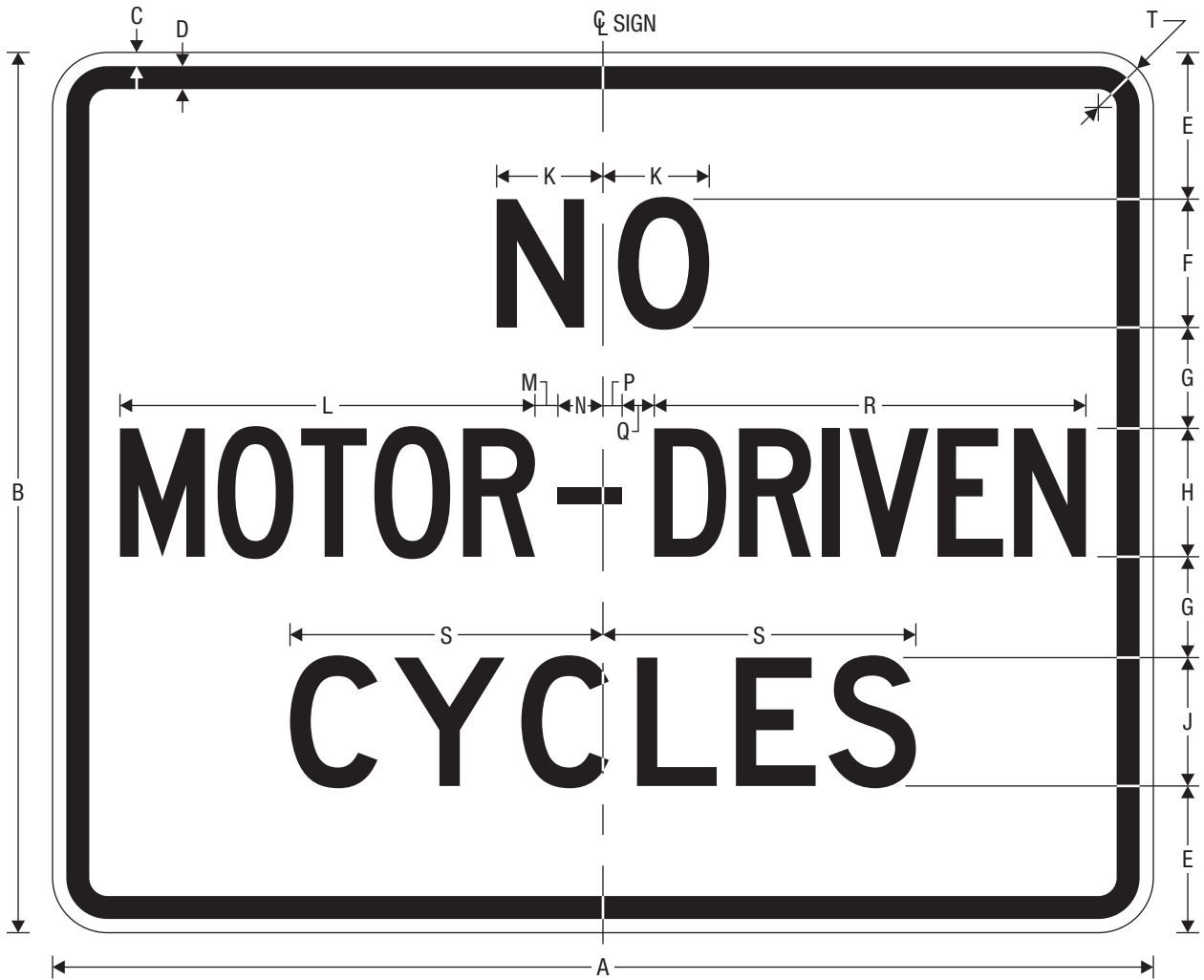
NO NON-MOTORIZED TRAFFIC

- * Increase character spacing 20%.
- ** Reduce character spacing 20%.
- *** Reduce character spacing 40%.

A	B	C	D	E	F	G	H	J	K
30	24	0.375	0.625	4	3.5 D*	2.75	3.5 B	3.5 D	2.897
42	24	0.375	0.625	3	4 D*	3	4 C**	4 D	3.311
48	30	0.625	0.75	3.75	5 D*	3.75	5 C***	5 D	4.138

L	M	N	P	Q	R	S
5.953	0.875	1.75	3.731	13.181	8.983	1.5
8.123	2	2	4.415	18.538	10.266	1.5
9.754	2	2.5	5.559	21.812	12.832	1.875

COLORS: LEGEND, BORDER – BLACK
BACKGROUND – WHITE (RETROREFLECTIVE)



R5-8
NO MOTOR-DRIVEN CYCLES

- * Increase character spacing 20%.
- ** Reduce character spacing 20%.
- *** Reduce character spacing 50%.

A	B	C	D	E	F	G	H	J	K	L
30	24	0.375	0.625	4	3.5 D*	2.75	3.5 C***	3.5 D	2.897	11.310
42	24	0.5	0.75	3	4 D*	3	4 C	4 D	3.311	14.206
48	30	0.625	0.75	3.75	5 D*	3.75	5 C**	5 D	4.138	17.118

M	N	P	Q	R	S	T
0.625	1.227	0.523	0.875	11.764	8.528	1.5
2	1.439	0.561	2	15.085	9.747	1.875
2.5	1.710	0.790	2.5	18.036	12.183	1.875

COLORS: LEGEND, BORDER – BLACK
BACKGROUND – WHITE (RETROREFLECTIVE)



R5-10a

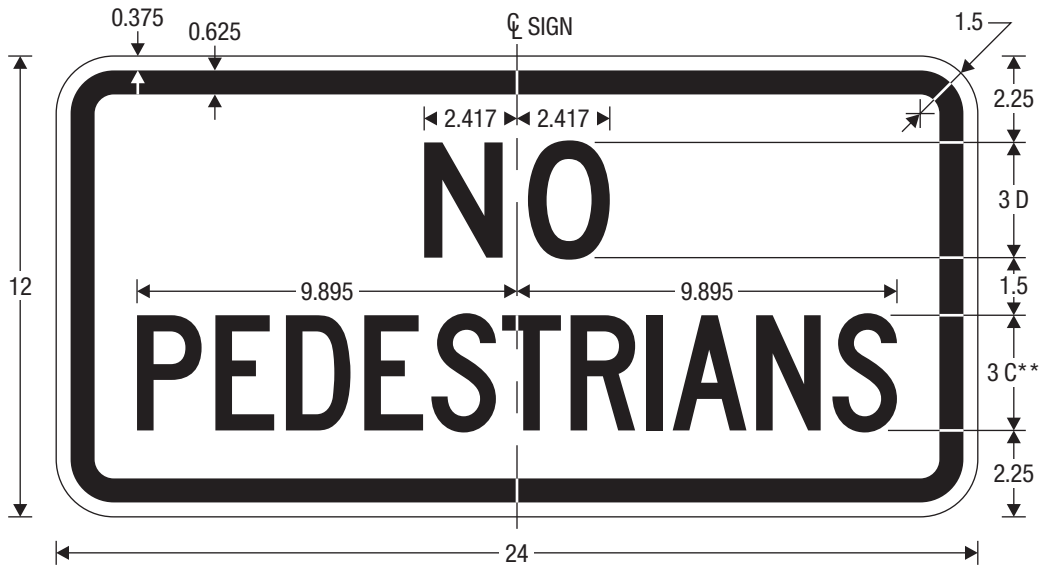
NO PEDESTRIANS, BICYCLES, MOTOR-DRIVEN CYCLES

- * Increase character spacing 20%.
- ** Decrease character spacing 50%.

COLORS: LEGEND, BORDER — BLACK
BACKGROUND — WHITE (RETROREFLECTIVE)



R5-10b
NO PEDESTRIANS OR BICYCLES



R5-10c
NO PEDESTRIANS

* Increase character spacing 20%.

** Reduce character spacing 40%.

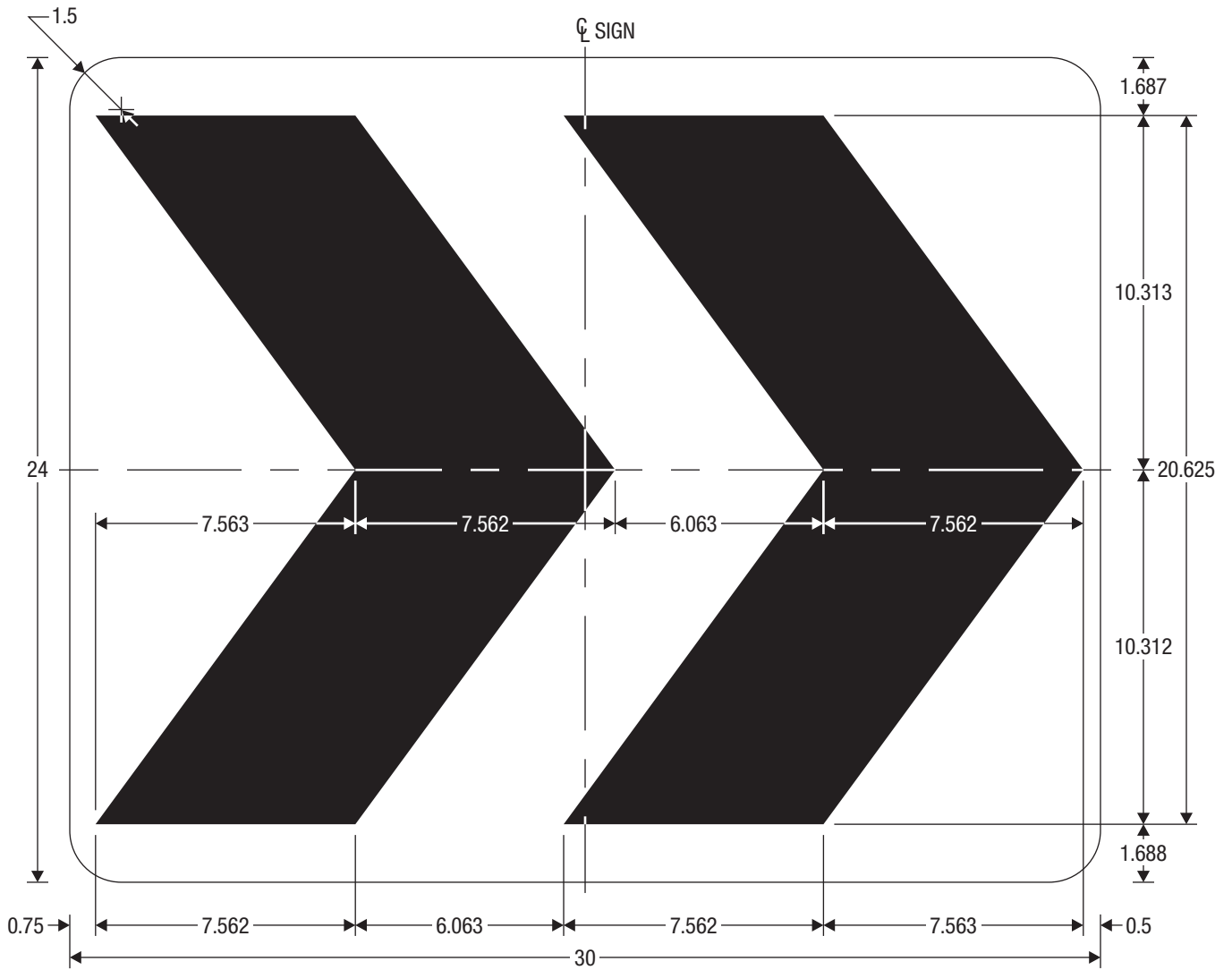
COLORS: LEGEND, BORDER — BLACK
BACKGROUND — WHITE (RETROREFLECTIVE)



R5-11
AUTHORIZED VEHICLES ONLY

- * Reduce character spacing 10%.
- ** Increase character spacing 20%.

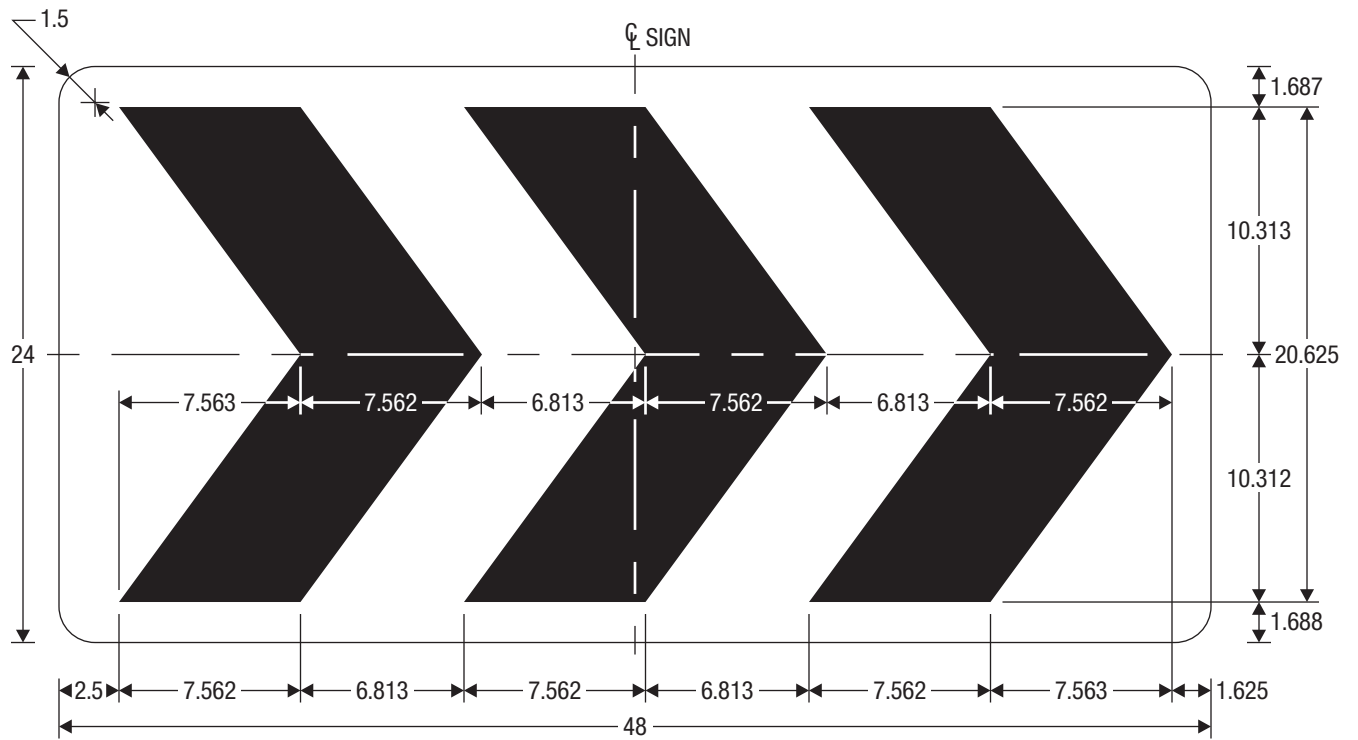
COLORS: LEGEND, BORDER — BLACK
BACKGROUND — WHITE (RETROREFLECTIVE)



R6-4

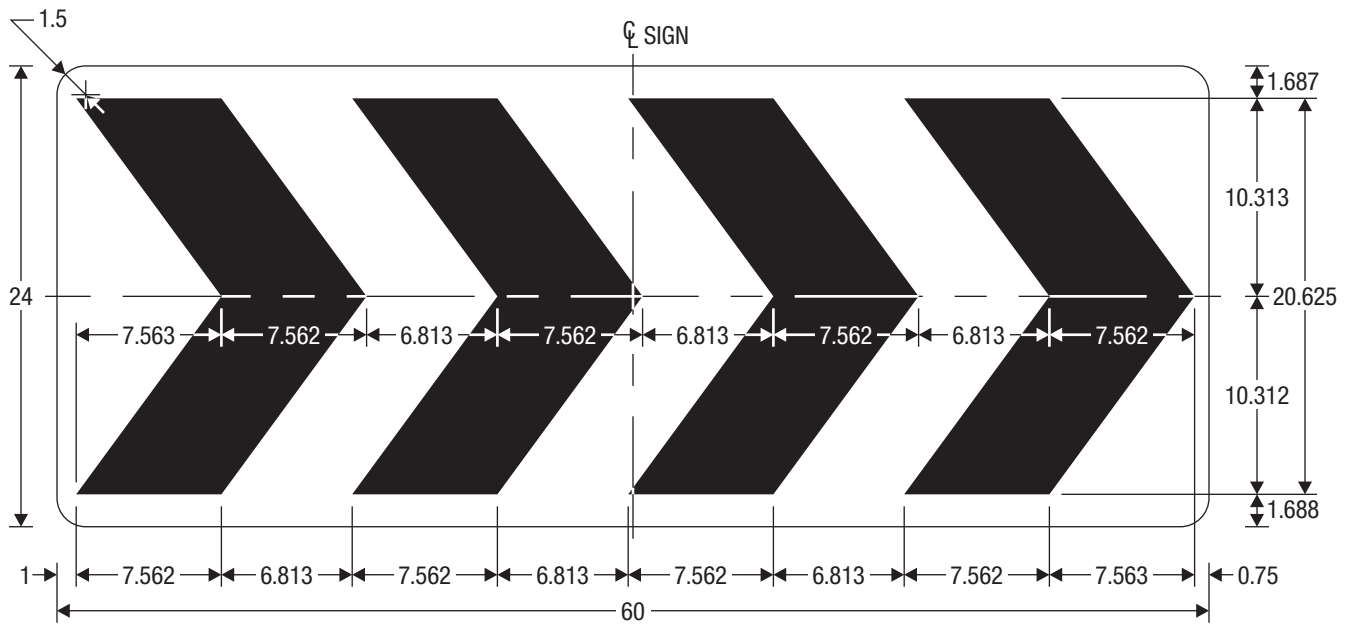
ROUNDBABOUT DIRECTIONAL (2 CHEVRONS)

COLORS: LEGEND — BLACK
BACKGROUND — WHITE (RETROREFLECTIVE)
NO BORDER



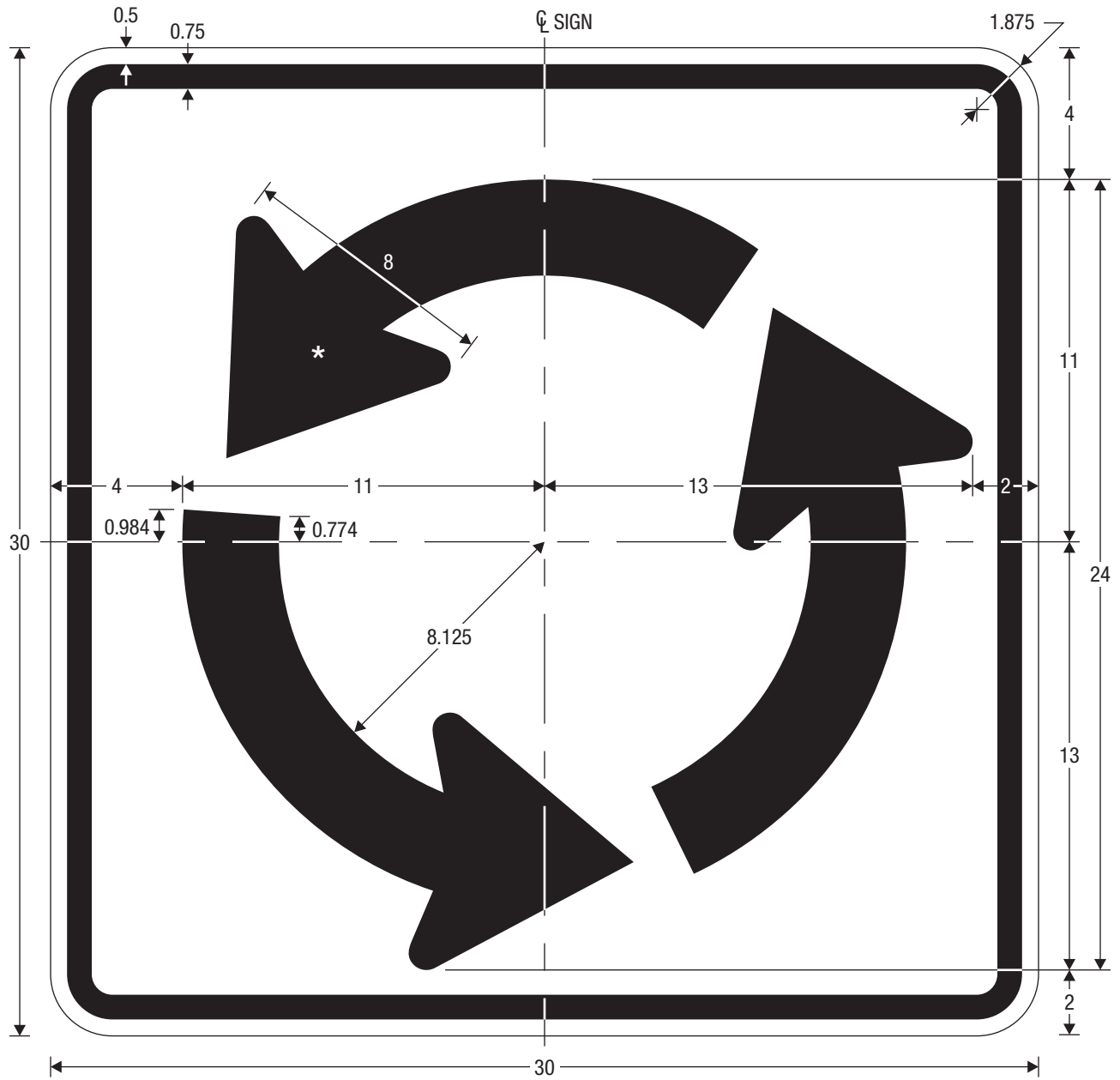
R6-4a
ROUNDBABOUT DIRECTIONAL (3 CHEVRONS)

COLORS: LEGEND — BLACK
BACKGROUND — WHITE (RETROREFLECTIVE)
NO BORDER



R6-4b
ROUNDBOUT DIRECTIONAL (4 CHEVRONS)

COLORS: LEGEND — BLACK
BACKGROUND — WHITE (RETROREFLECTIVE)
NO BORDER



R6-5P

ROUNDBABOUT CIRCULATION (PLAQUE)

* See page 6-36 for symbol design.

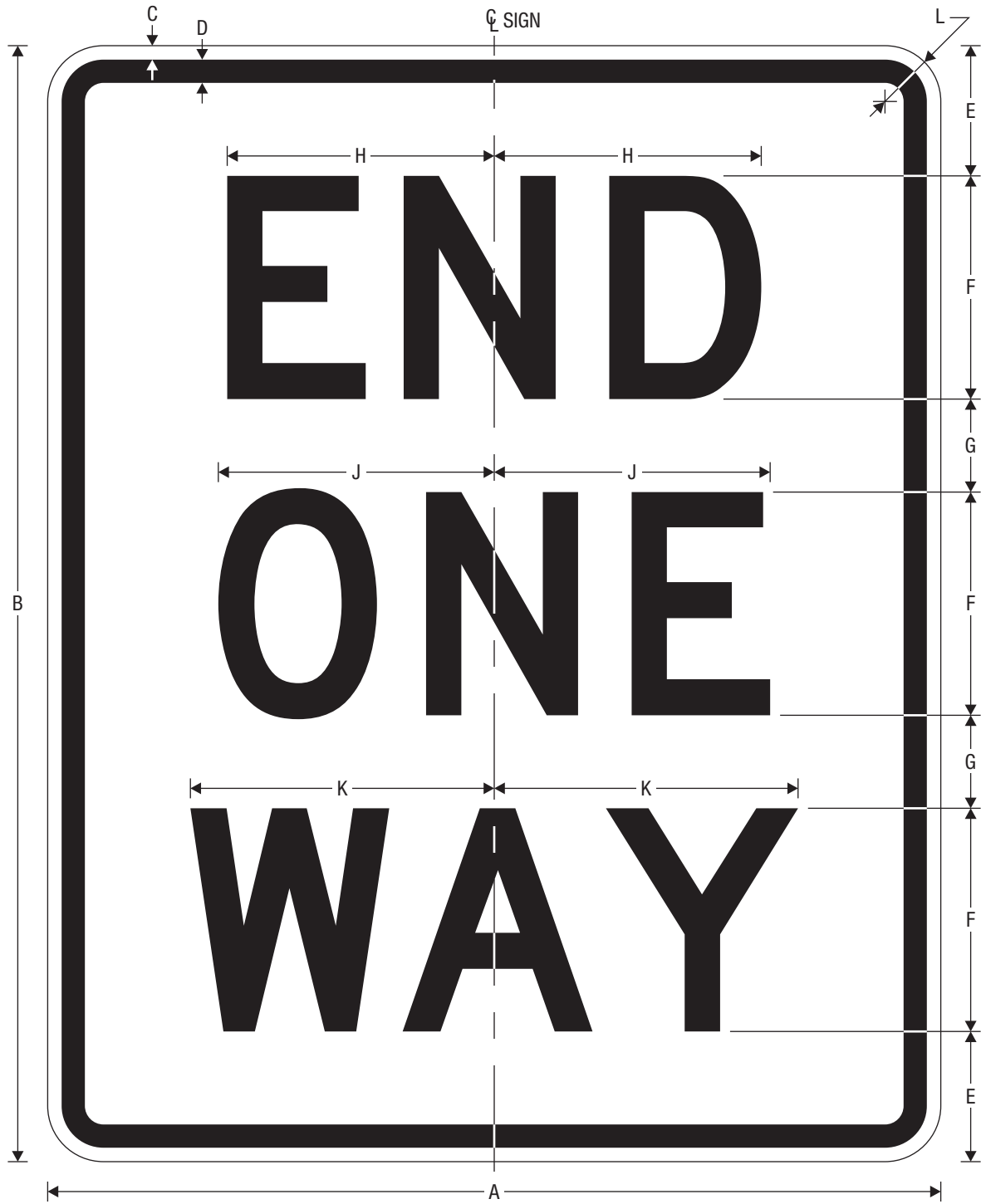
COLORS: LEGEND, BORDER — BLACK
BACKGROUND — WHITE (RETROREFLECTIVE)



R6-6
 BEGIN ONE WAY

A	B	C	D	E	F	G	H	J	K	L	M
24	30	0.375	0.625	3.5	6 C	2.5	6 D	9.213	7.415	8.165	1.5
30	36	0.5	0.75	4.25	7 C	3.25	7 D	10.749	8.651	9.526	1.875

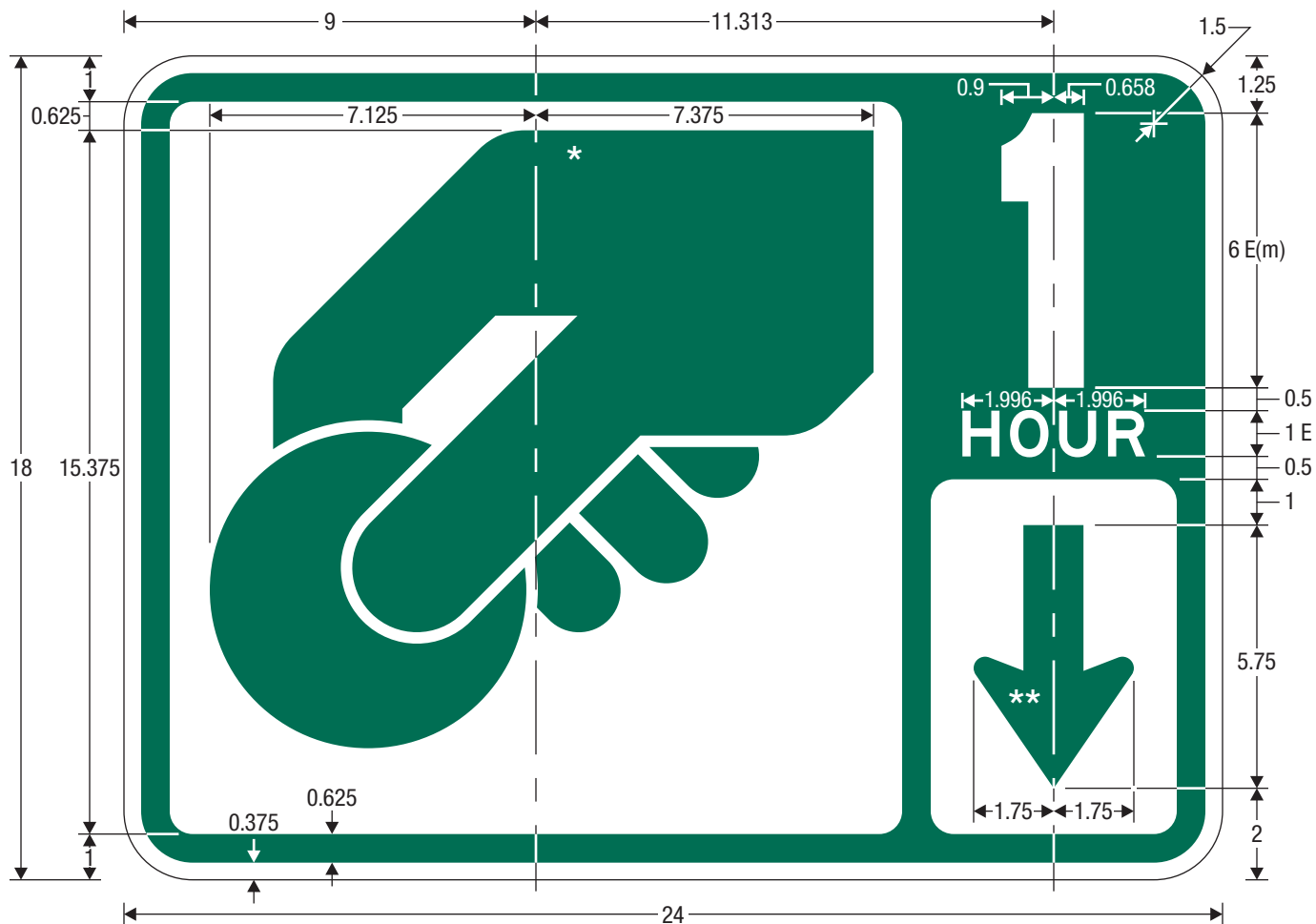
COLORS: LEGEND, BORDER — BLACK
 BACKGROUND — WHITE (RETROREFLECTIVE)



R6-7
 END ONE WAY

A	B	C	D	E	F	G	H	J	K	L
24	30	0.375	0.625	3.5	6 D	2.5	7.176	7.415	8.165	1.5
30	36	0.5	0.75	4.25	7 D	3.25	8.371	8.651	9.526	1.875

COLORS: LEGEND, BORDER – BLACK
 BACKGROUND – WHITE (RETROREFLECTIVE)



R7-20
PARKING FEE STATION

- * See page X-XX for symbol design.
- ** See page 6-2 for arrow design.

LEFT SECTION

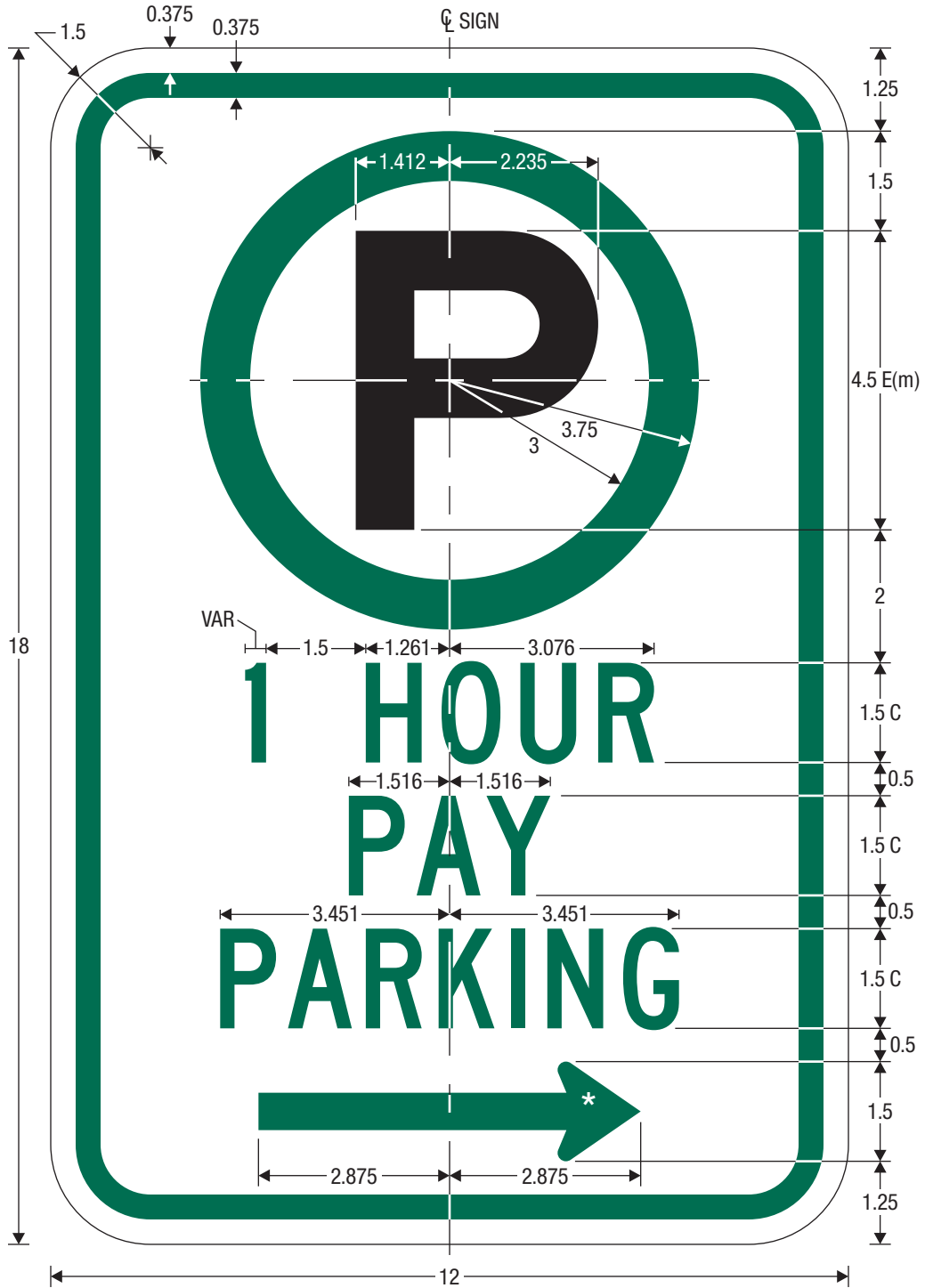
COLORS: LEGEND — GREEN (RETROREFLECTIVE)
BACKGROUND — WHITE (RETROREFLECTIVE)

UPPER RIGHT SECTION

COLORS: LEGEND — WHITE (RETROREFLECTIVE)
BACKGROUND — GREEN (RETROREFLECTIVE)

LOWER RIGHT SECTION

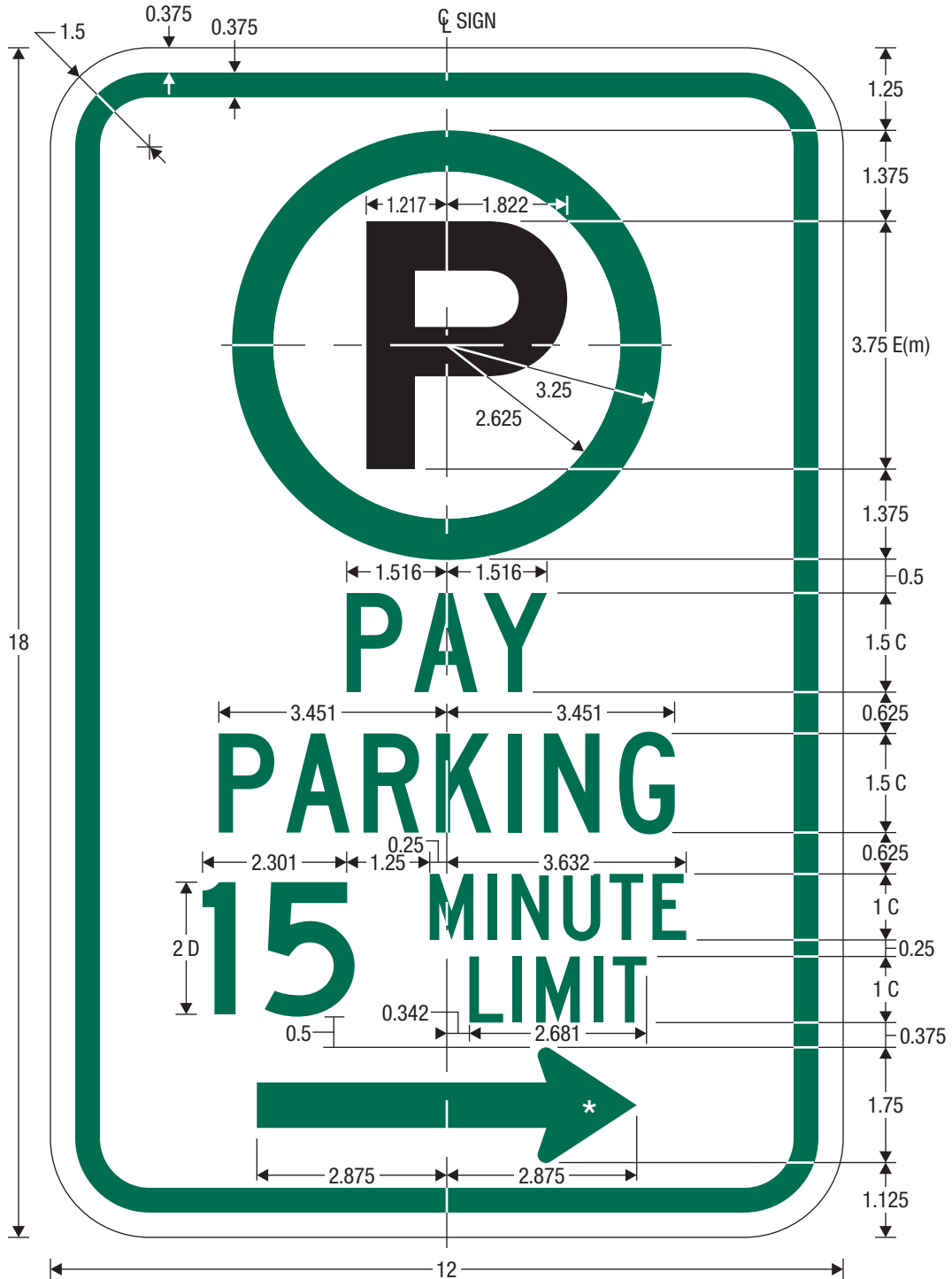
COLORS: LEGEND — GREEN (RETROREFLECTIVE)
BACKGROUND — WHITE (RETROREFLECTIVE)



R7-21
 PAY PARKING (TIME LIMIT)

* See page 6-2 for arrow design.

COLORS: LEGEND, BORDER, CIRCLE — GREEN (RETROREFLECTIVE)
 BACKGROUND — WHITE (RETROREFLECTIVE)
 SYMBOL — BLACK

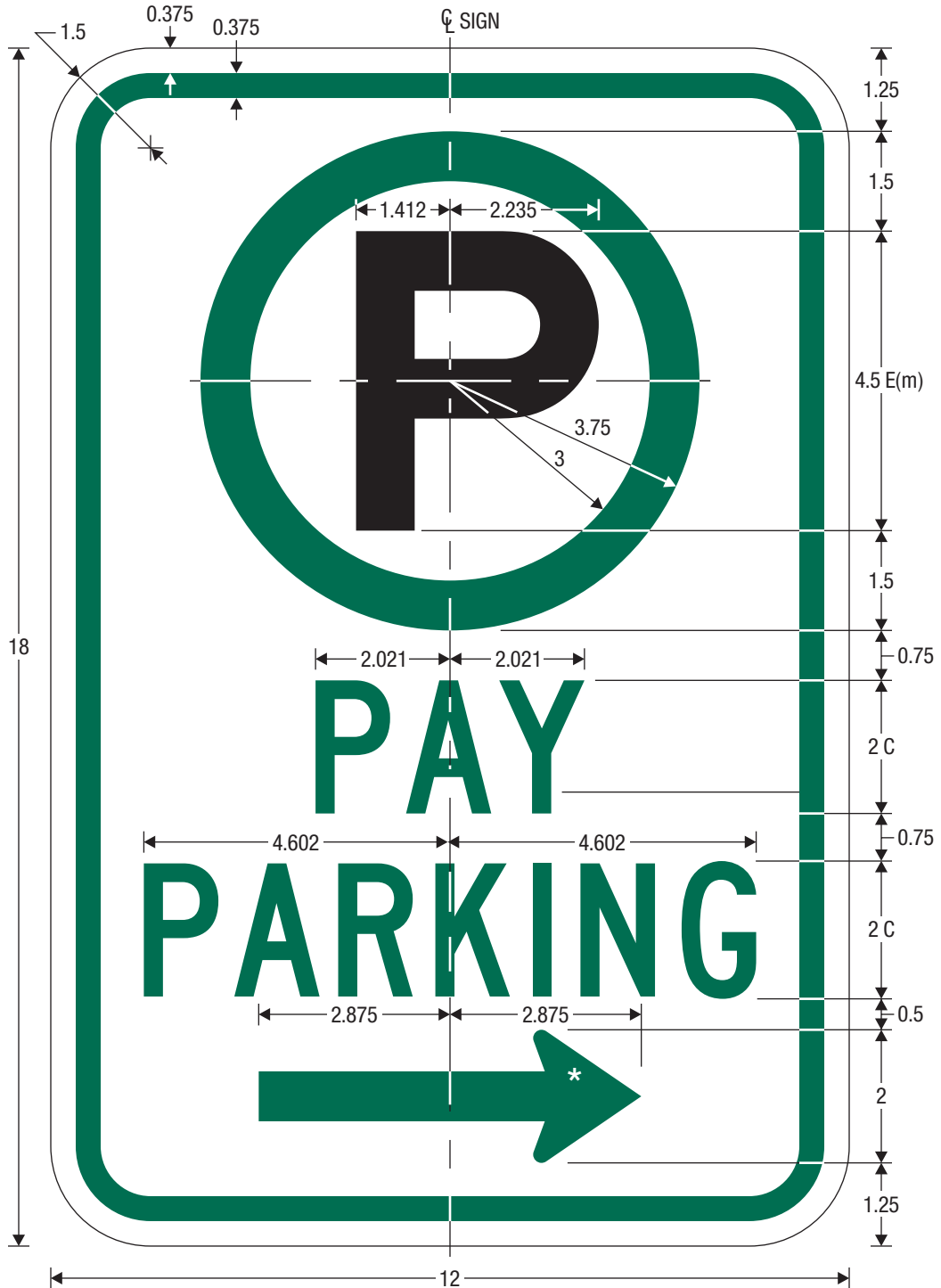


R7-21a

PAY PARKING (TIME LIMIT)

* See page 6-2 for arrow design.

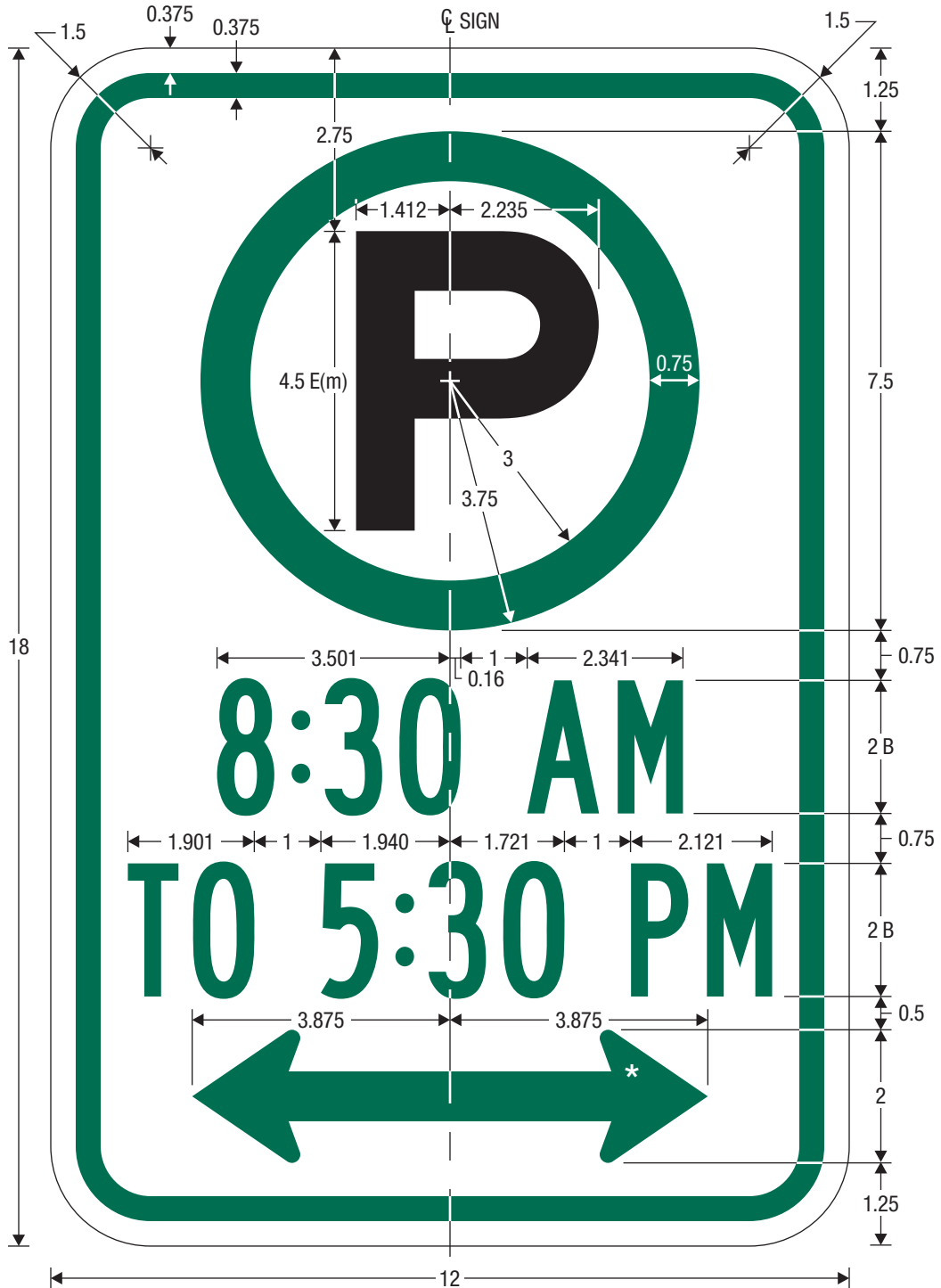
COLORS: LEGEND, BORDER, CIRCLE — GREEN (RETROREFLECTIVE)
 BACKGROUND — WHITE (RETROREFLECTIVE)
 SYMBOL — BLACK



R7-22
PAY PARKING

* See page 6-2 for arrow design.

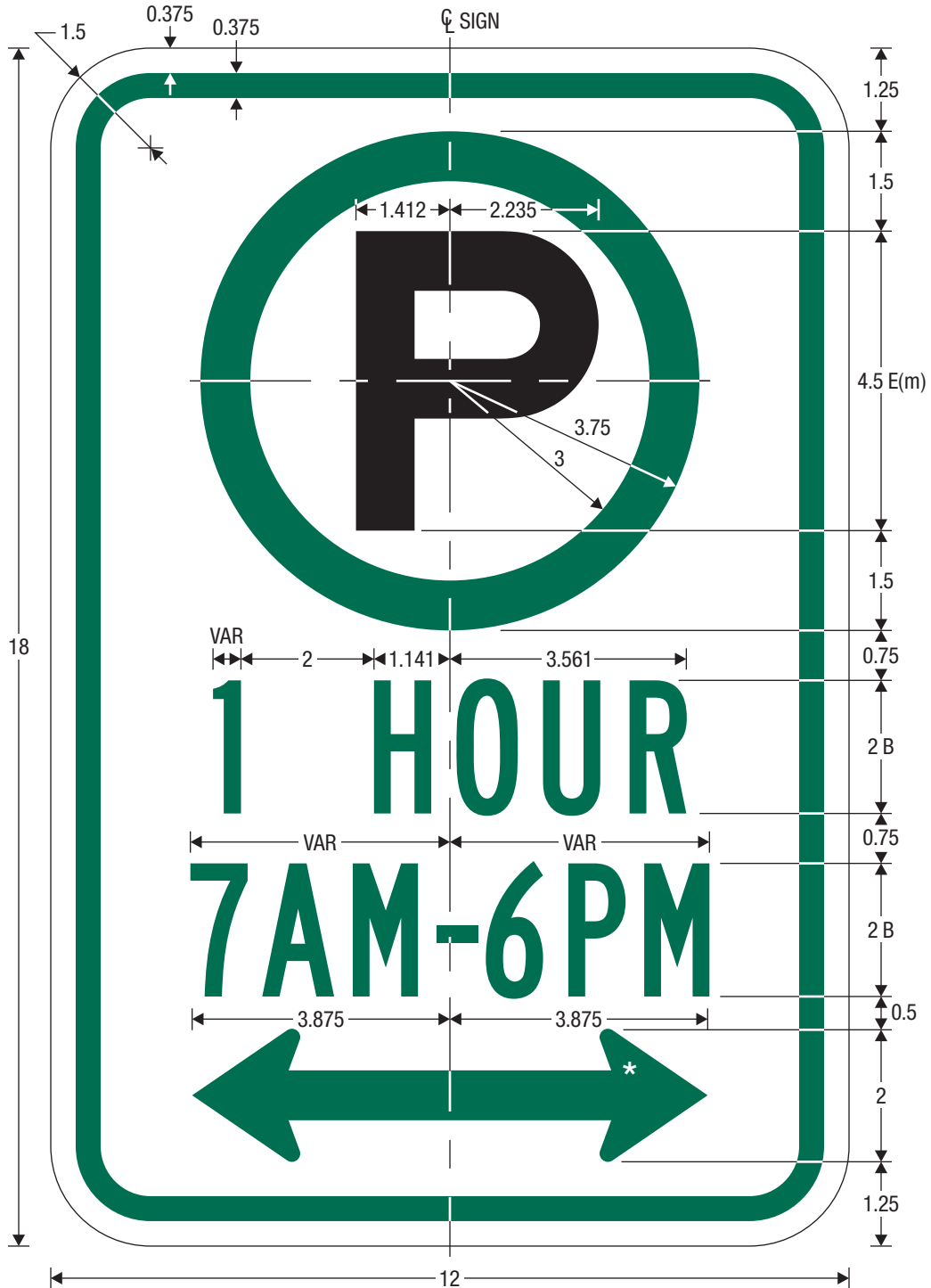
COLORS: LEGEND, BORDER, CIRCLE — GREEN (RETROREFLECTIVE)
 BACKGROUND — WHITE (RETROREFLECTIVE)
 SYMBOL — BLACK



R7-23
 PARKING (PART-TIME)

* See page 6-2 for arrow design.

COLORS: LEGEND, BORDER, CIRCLE — GREEN (RETROREFLECTIVE)
 BACKGROUND — WHITE (RETROREFLECTIVE)
 SYMBOL — BLACK



R7-23a

PARKING (TIME LIMIT, PART-TIME)

* See page 6-2 for arrow design.

COLORS: LEGEND, BORDER, CIRCLE — GREEN (RETROREFLECTIVE)
 BACKGROUND — WHITE (RETROREFLECTIVE)
 SYMBOL — BLACK



R8-3bP

EXCEPT SUNDAYS AND HOLIDAYS

A	B	C	D	E	F	G	H	J	K	L	M	N
12	9	0.375	0.375	1.375	1.5 B*	0.875	1.5 B	1.5 B	2.430	4.757	1.366	0.75
24	18	0.375	0.625	2.5	3 C	2	3 C**	3 C***	5.913	10.444	3.121	1.5
30	24	0.375	0.625	4	3.5 C	2.75	3.5 C****	3.5 C***	6.899	12.743	3.699	2

P	Q	R
2.641	3.249	1.5
5.822	7.539	1.5
7.045	8.795	1.5

- * Increase character spacing 20%
- ** Reduce character spacing 50%
- *** Reduce character spacing 20%
- **** Reduce character spacing 30%

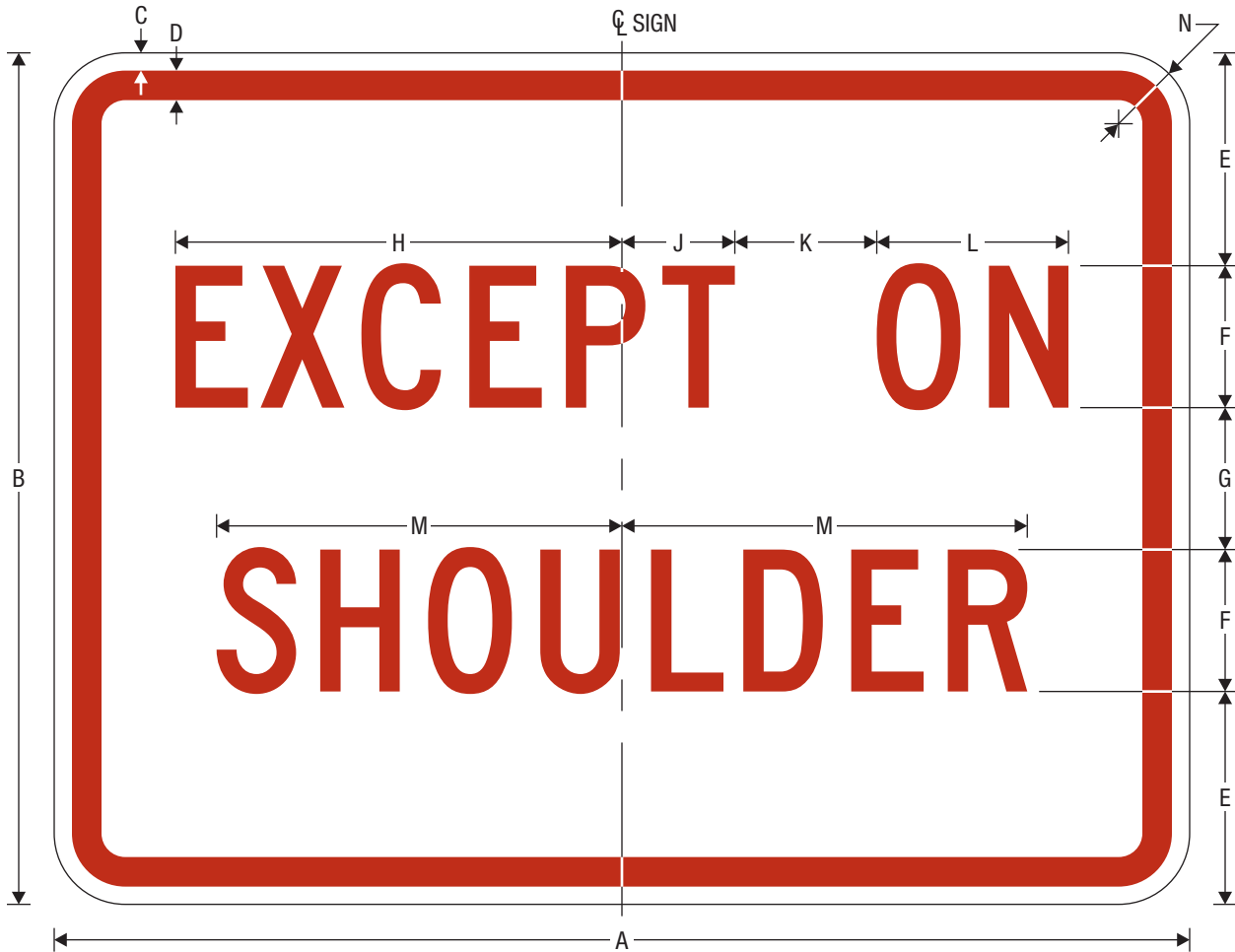
COLORS: LEGEND, BORDER — RED (RETROREFLECTIVE)
BACKGROUND — WHITE (RETROREFLECTIVE)



R8-3eP
 ON TRACKS (PLAQUE)

A	B	C	D	E	F	G	H	J	K
12	9	0.375	0.375	2	2 C	1	1.351	4.062	1.5
30	24	0.375	0.625	5	5 C	4	3.377	10.154	1.5

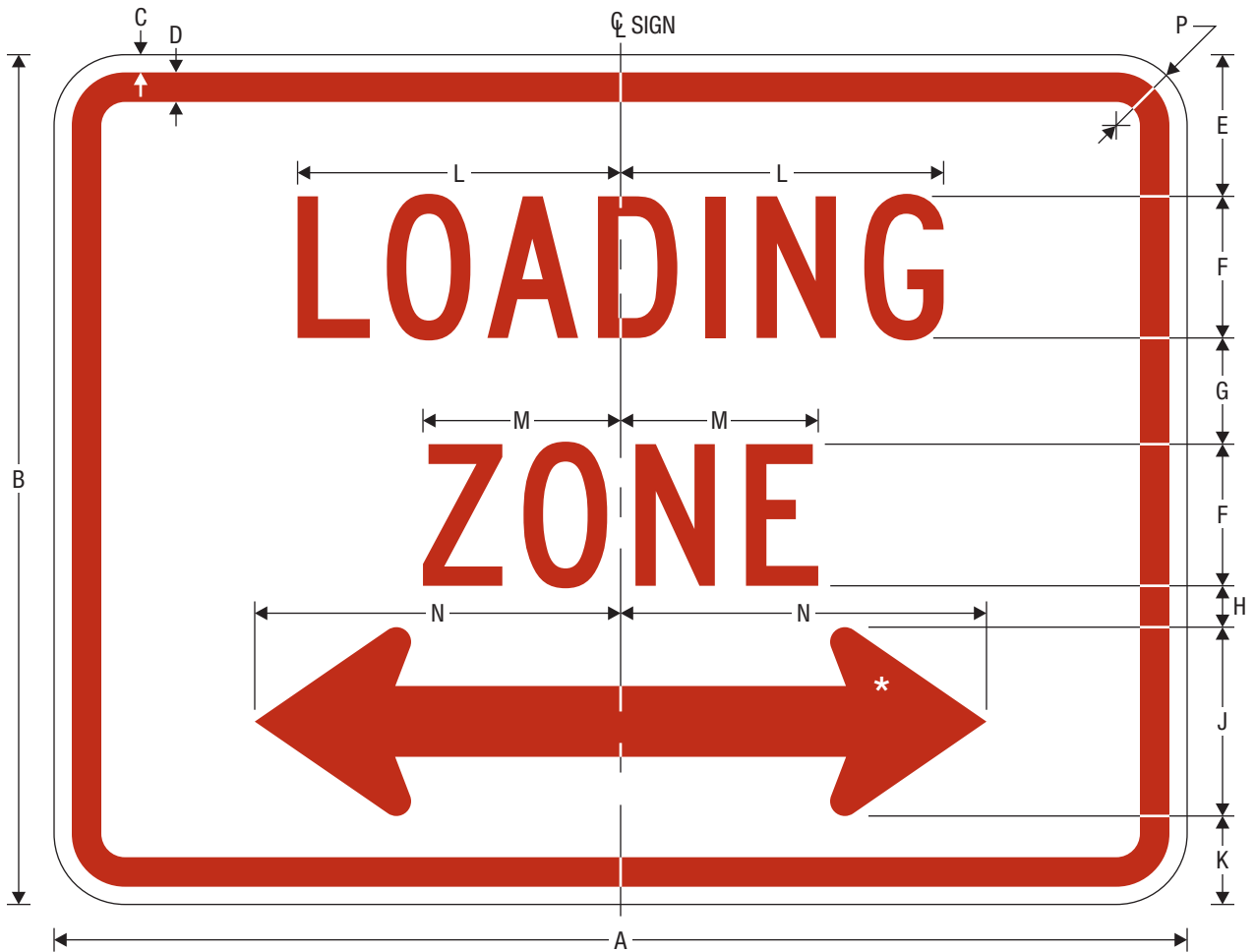
COLORS: LEGEND, BORDER – RED (RETROREFLECTIVE)
 BACKGROUND – WHITE (RETROREFLECTIVE)



R8-3fP
 EXCEPT ON SHOULDER (PLAQUE)

A	B	C	D	E	F	G	H	J	K	L	M	N
12	9	0.375	0.375	2.375	1.5 C	1.25	4.719	1.193	1.5	2.026	4.284	1.5
24	18	0.375	0.625	4.5	3 C	3	9.441	2.384	3	4.052	8.568	1.5
30	24	0.375	0.625	6	4 C	4	12.334	3.432	3.5	5.402	11.424	1.5

COLORS: LEGEND, BORDER – RED (RETROREFLECTIVE)
 BACKGROUND – WHITE (RETROREFLECTIVE)

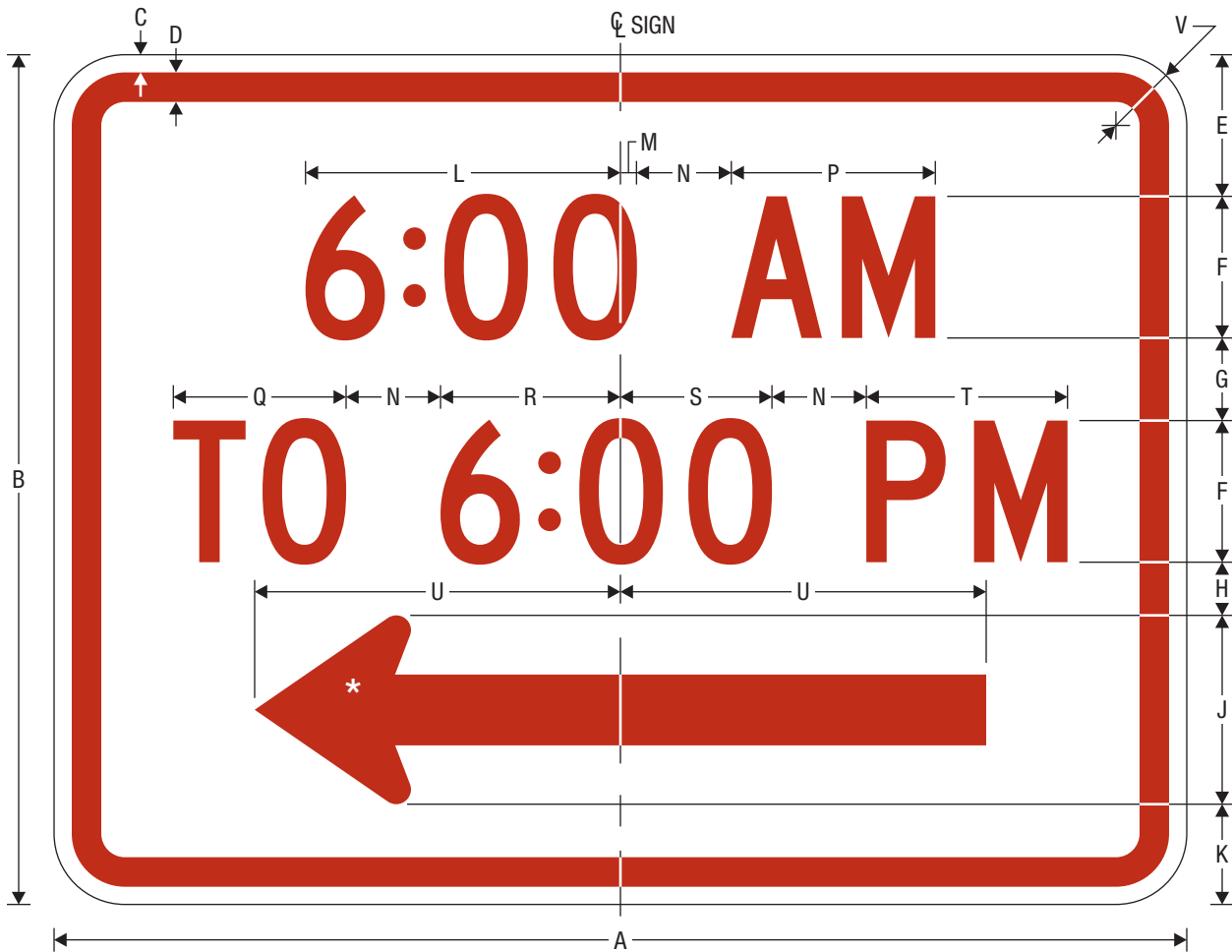


R8-3gP
LOADING ZONE (PLAQUE)

* See page 6-2 for arrow design.

A	B	C	D	E	F	G	H	J	K	L	M	N	P
12	9	0.375	0.375	1.5	1.5 C	1.125	0.375	2	1	3.421	2.094	3.875	1.5
24	18	0.375	0.625	3	3 C	2.25	0.875	4	1.875	6.843	4.187	7.75	1.5
30	24	0.375	0.625	4	4 C	3	1.375	5.25	2.375	9.123	5.582	10.25	1.5

COLORS: LEGEND, BORDER – RED (RETROREFLECTIVE)
BACKGROUND – WHITE (RETROREFLECTIVE)



R8-3hP

TIME OF DAY (PLAQUE)

* See page 6-2 for arrow design.

A	B	C	D	E	F	G	H	J	K	L	M	N
12	9	0.375	0.375	1.5	1.5 C	0.875	0.5	2	1.125	VAR	VAR	1
24	18	0.375	0.625	3	3 C	1.75	1.125	4	2.125	VAR	VAR	2
30	24	0.375	0.625	4	4 C	2.25	1.625	5.25	2.875	VAR	VAR	2.5
P	Q	R	S	T	U	V						
VAR	1.831	VAR	VAR	VAR	3.875	1.5						
VAR	3.662	VAR	VAR	VAR	7.75	1.5						
VAR	4.882	VAR	VAR	VAR	10.25	1.5						

COLORS: LEGEND, BORDER – RED (RETROREFLECTIVE)
BACKGROUND – WHITE (RETROREFLECTIVE)



R8-10a
 STOP HERE WHEN FLASHING

* See R10-6a for arrow dimension.

A	B	C	D	E	F	G	H	J	K	L	M	N	P
24	30	0.375	0.625	3	5 D	1.5	3 D	6.5	2	7.551	0.848	7.806	4.773
36	42	0.625	0.875	4	7 D	2.5	4 D	10	2.5	10.603	1.473	10.928	6.364
Q	R	S	T	U									
9.360	6.273	10.297	8.67	1.5									
12.639	9.280	12.728	11.56	2.25									

COLORS: LEGEND, BORDER — BLACK
 BACKGROUND — WHITE (RETROREFLECTIVE)

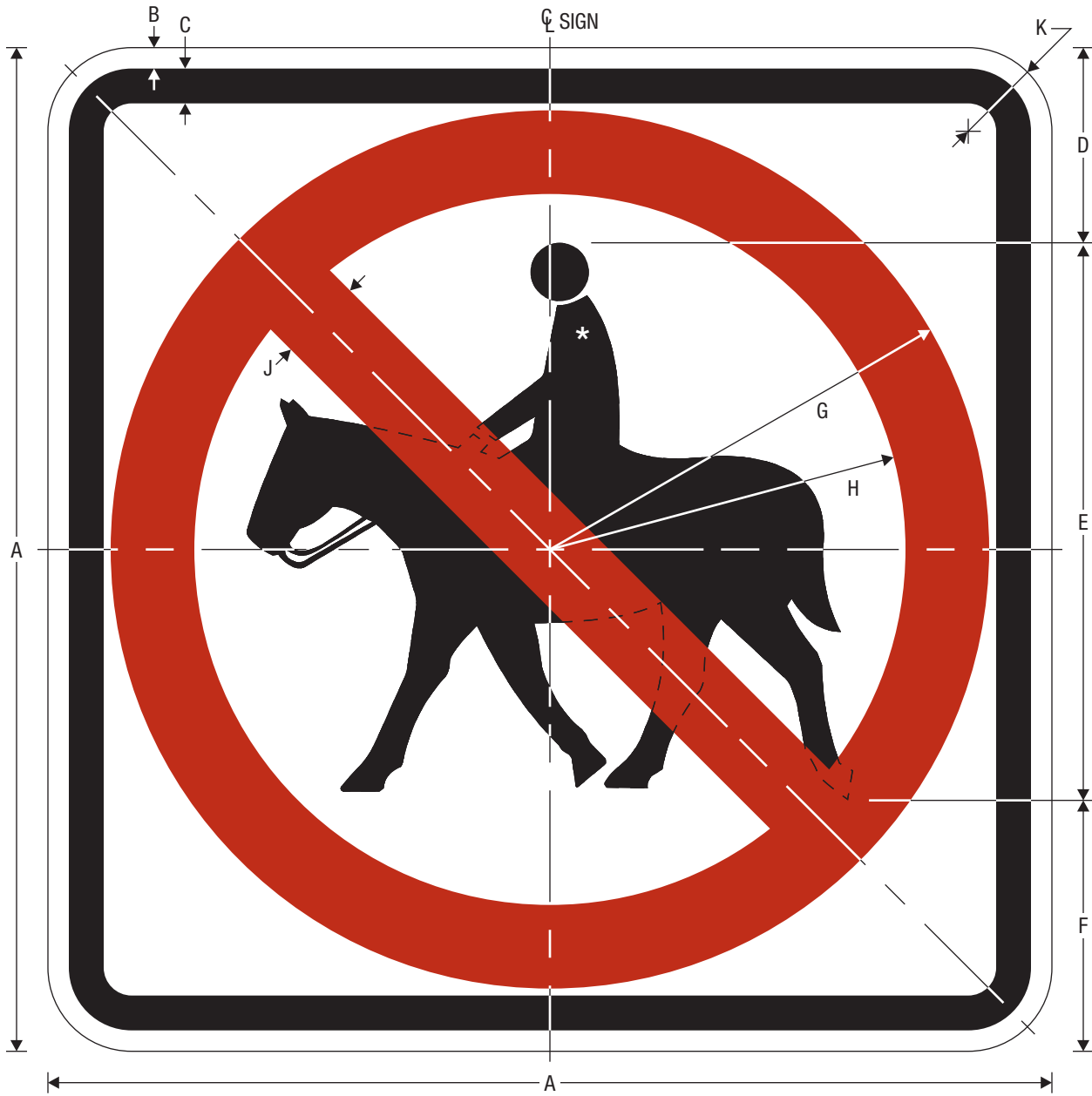


R9-13
 NO SKATERS

* See page X-XX for symbol design

A	B	C	D	E	F	G	H	J
18	0.375	0.625	4.688	8.625	1.5	7.875	6.375	1.5
24	0.375	0.625	6.25	11.5	2	10.5	8.5	1.5
30	0.5	0.75	7.813	14.375	2.5	13.125	10.625	1.875

COLORS: LEGEND, BORDER — BLACK
 CIRCLE, DIAGONAL — RED (RETROREFLECTIVE)
 BACKGROUND — WHITE (RETROREFLECTIVE)

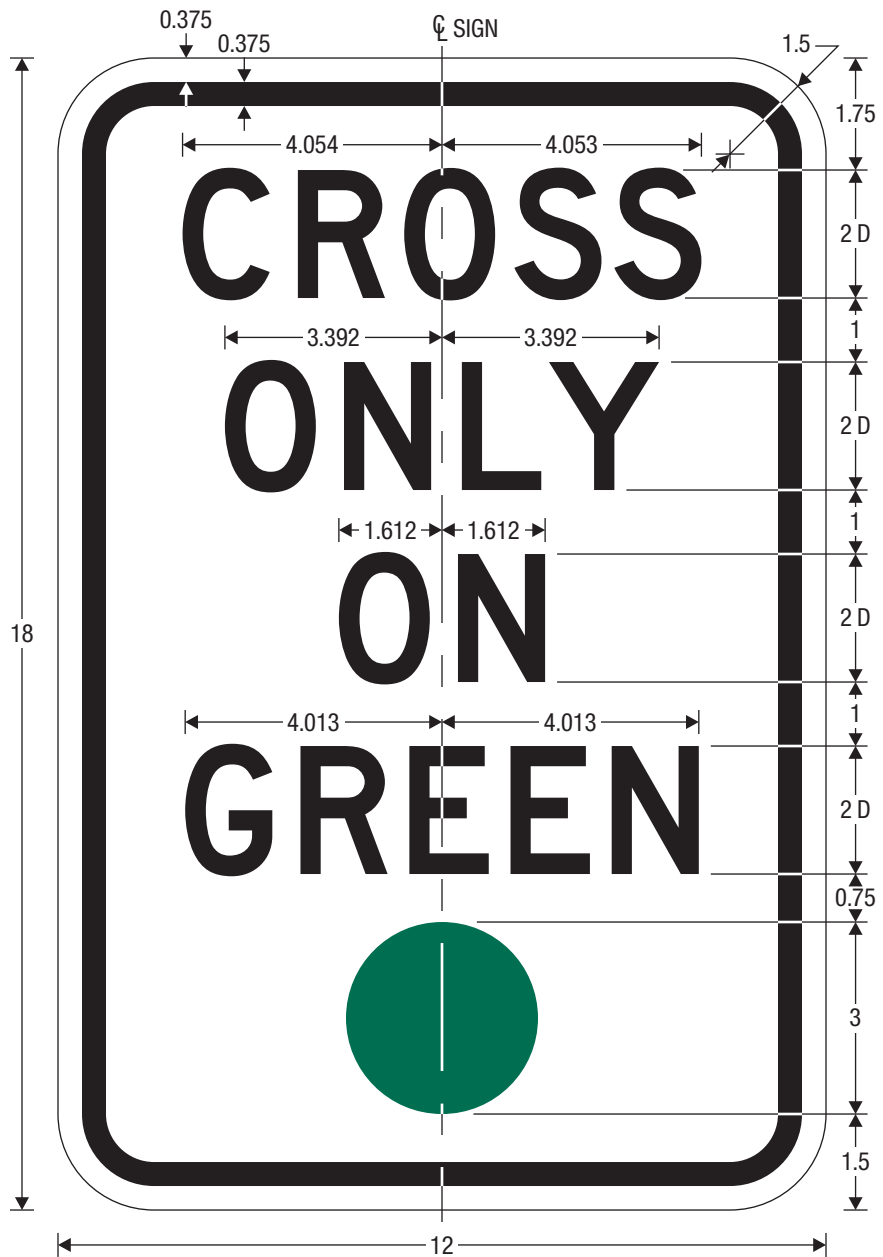


R9-14
 NO EQUESTRIANS

* See page 6-30 for symbol design.

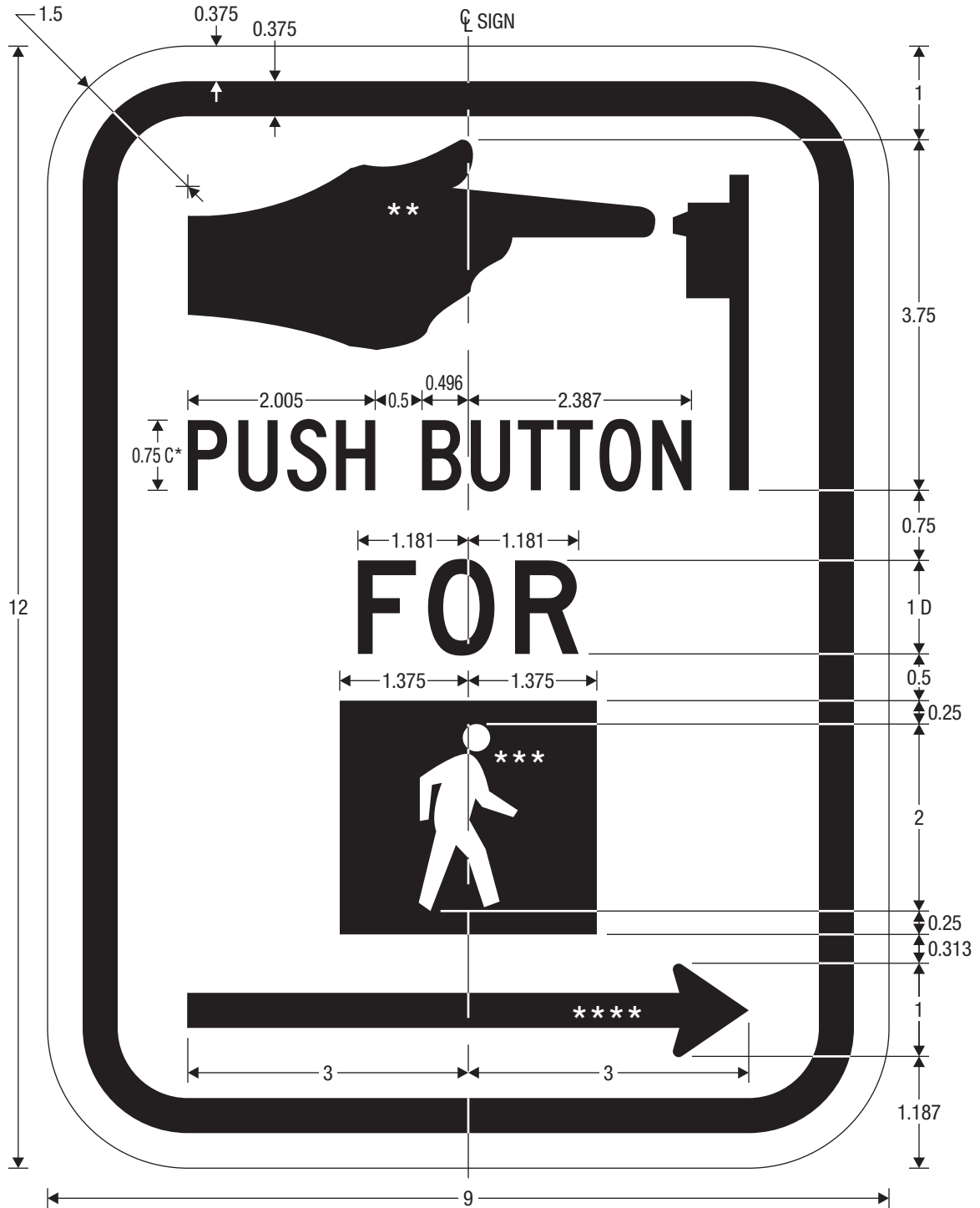
A	B	C	D	E	F	G	H	J	K
18	0.375	0.625	3.5	10	4.5	7.875	6.375	1.5	1.5
24	0.375	0.625	4.625	13.25	6.125	10.5	8.5	2	1.5
30	0.5	0.75	5.875	16.5	7.625	13.125	10.625	2.5	1.875

COLORS: LEGEND, BORDER — BLACK
 CIRCLE, DIAGONAL — RED (RETROREFLECTIVE)
 BACKGROUND — WHITE (RETROREFLECTIVE)



R10-1
CROSS ONLY ON GREEN

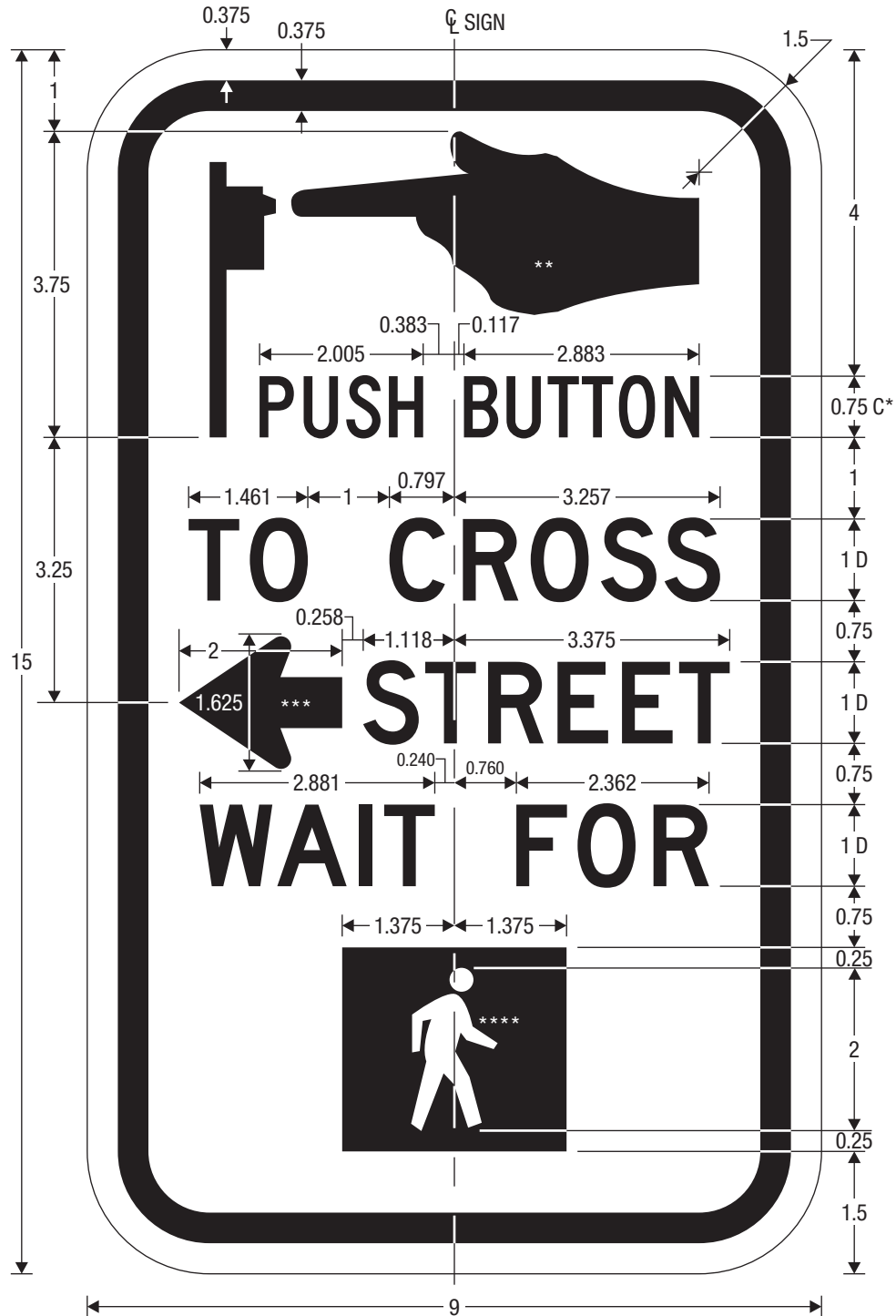
COLORS: LEGEND, BORDER — BLACK
CIRCLE — GREEN (RETROREFLECTIVE)
BACKGROUND — WHITE (RETROREFLECTIVE)



R10-3
PUSH BUTTON FOR WALK

- * Reduce character spacing 20%.
- ** See page X-XX for symbol design.
- *** See page 6-10 for symbol design.
- **** See page 6-2 for arrow design.

COLORS: LEGEND, BORDER — BLACK
BACKGROUND — WHITE (RETROREFLECTIVE)

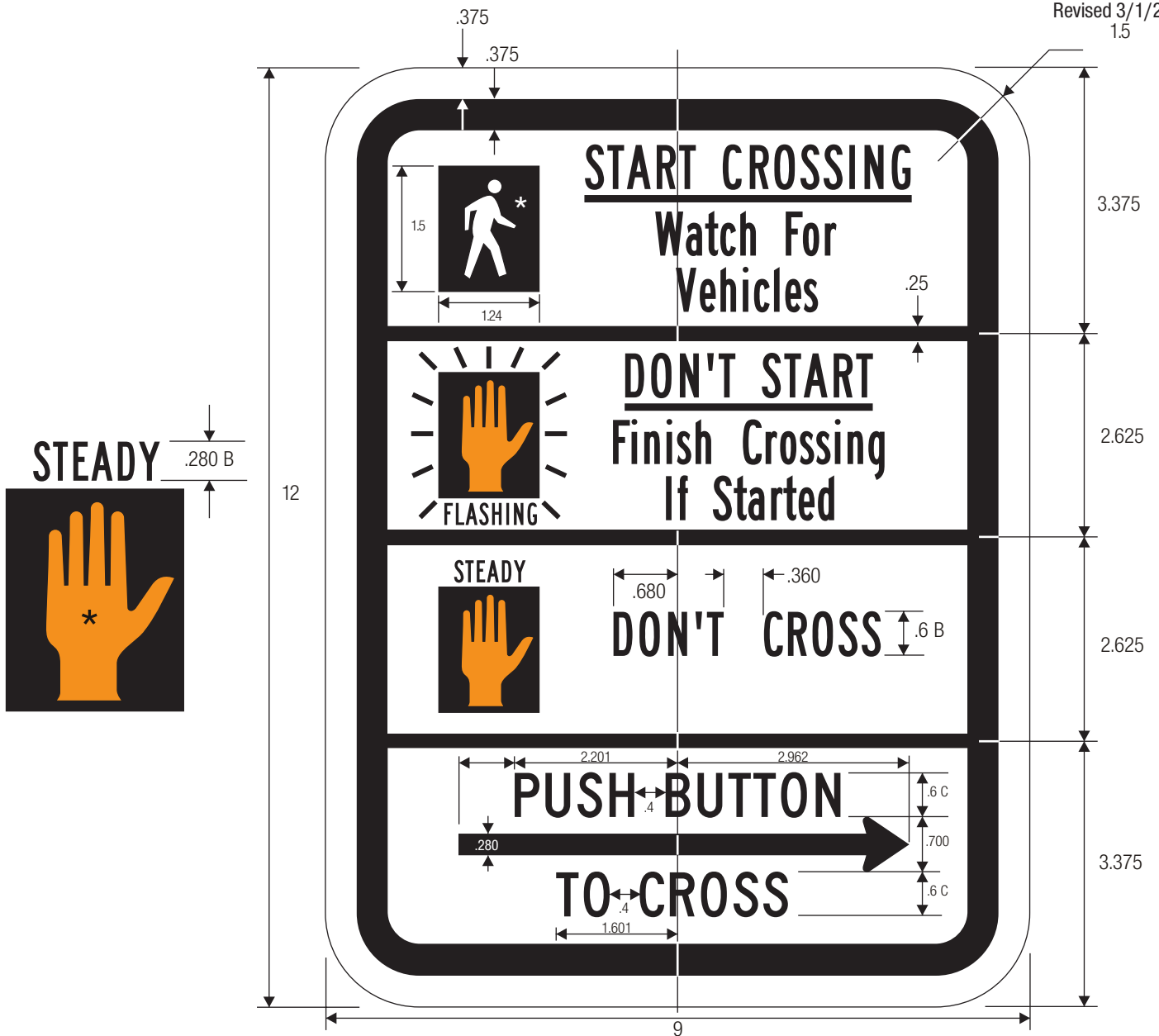


R10-3a

PUSH BUTTON TO CROSS STREET - WAIT FOR WALK

- * Reduce character spacing 20%.
- ** See page X-XX for symbol design.
- *** See page 6-2 for arrow design.
- **** See page 6-10 for symbol design.

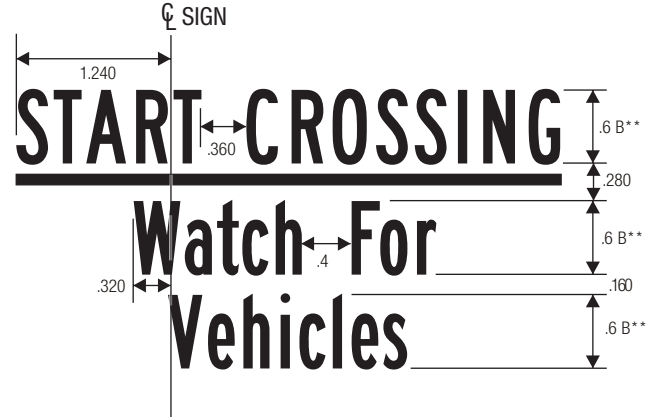
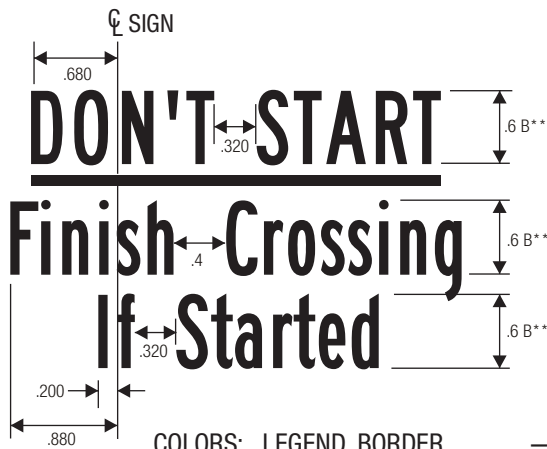
COLORS: LEGEND, BORDER — BLACK
 BACKGROUND — WHITE (RETROREFLECTIVE)



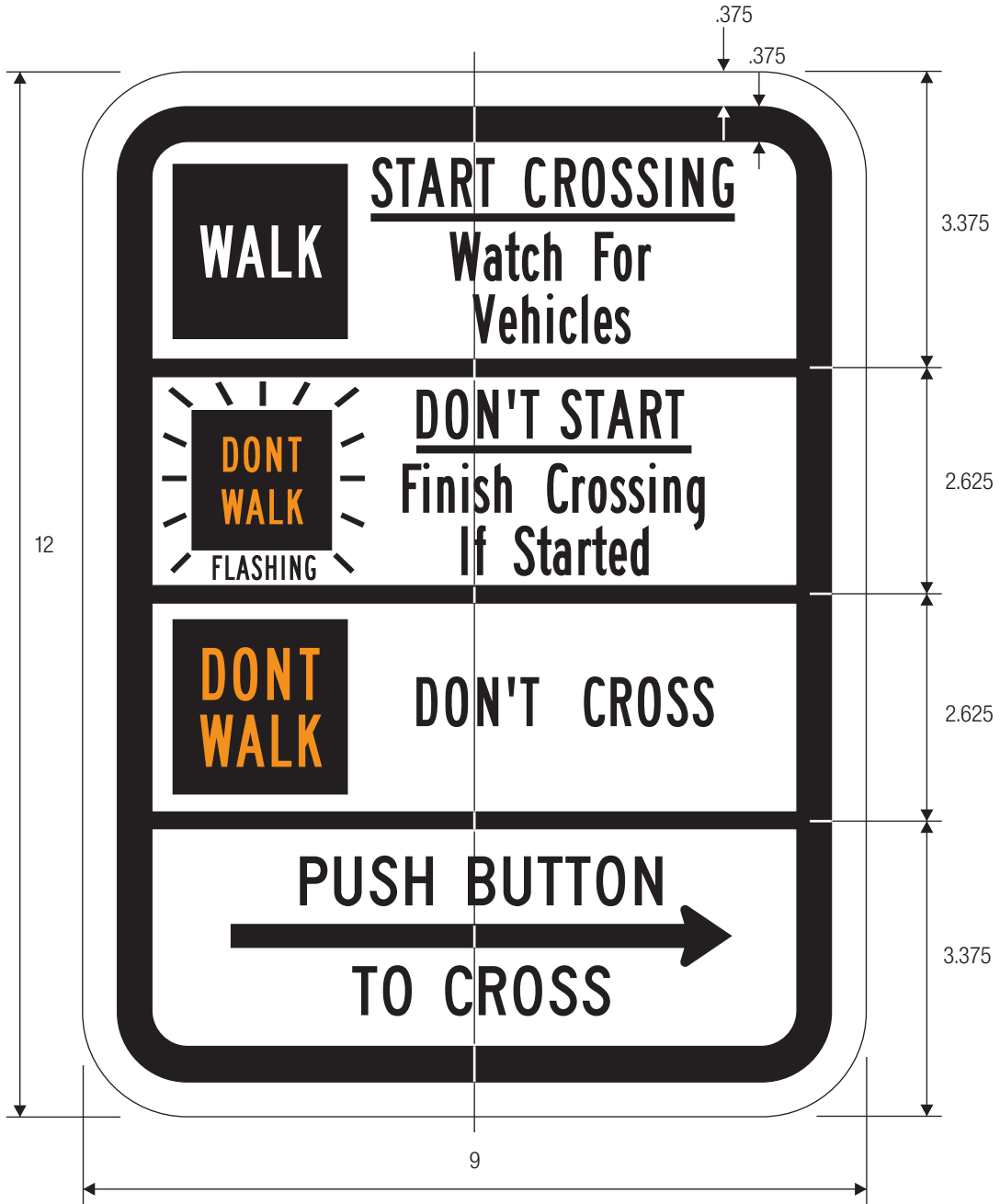
*See pages 6-8 and 6-10 for symbol designs.

R10-3b

PUSHBUTTON EDUCATIONAL

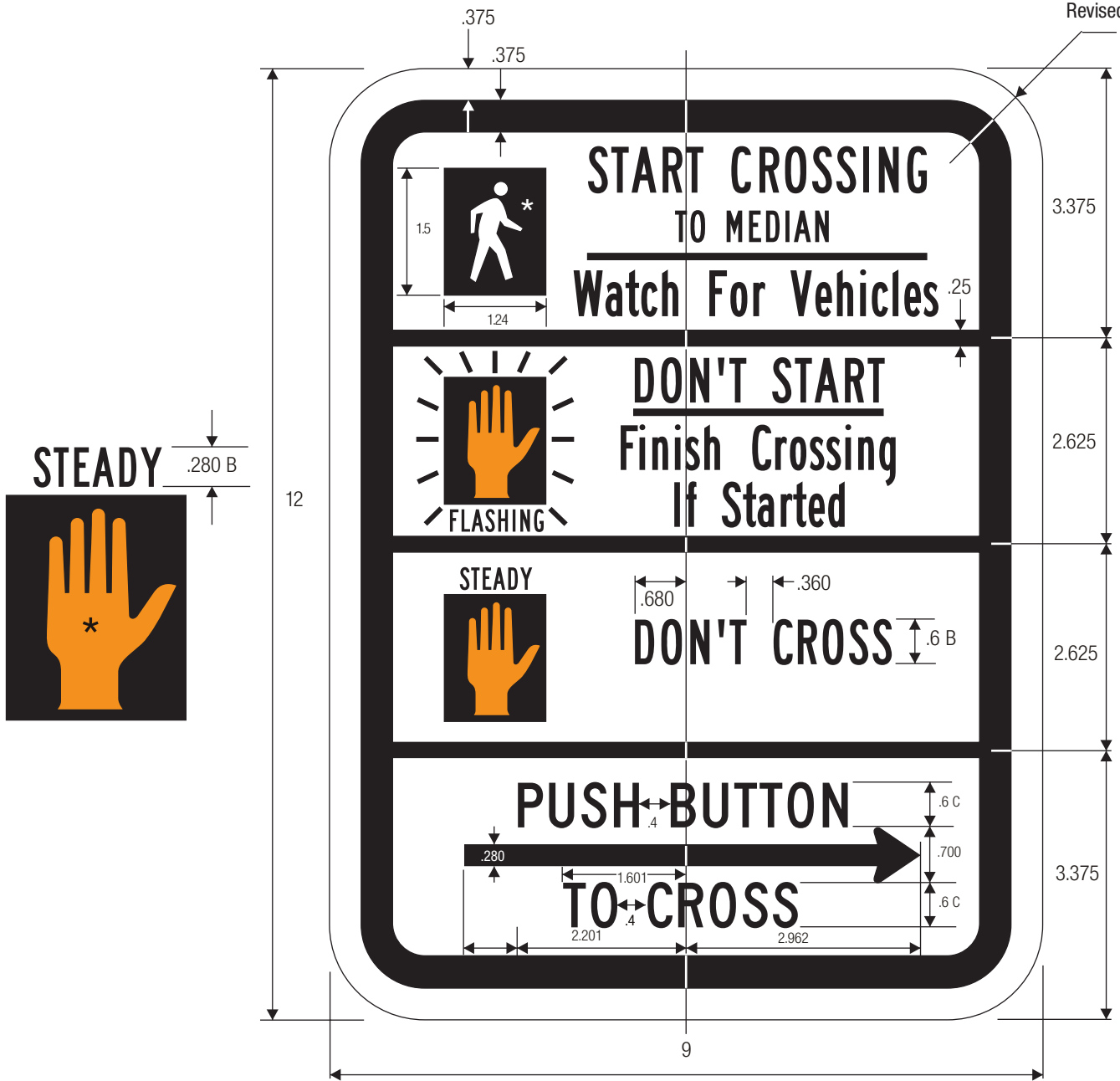


- COLORS:
- LEGEND, BORDER — BLACK
 - BACKGROUND — WHITE (RETROREFLECTIVE)
 - UPRAISED HAND SYMBOL — ORANGE (RETROREFLECTIVE) ON BLACK
 - PEDESTRIAN SYMBOL — WHITE (RETROREFLECTIVE) ON BLACK



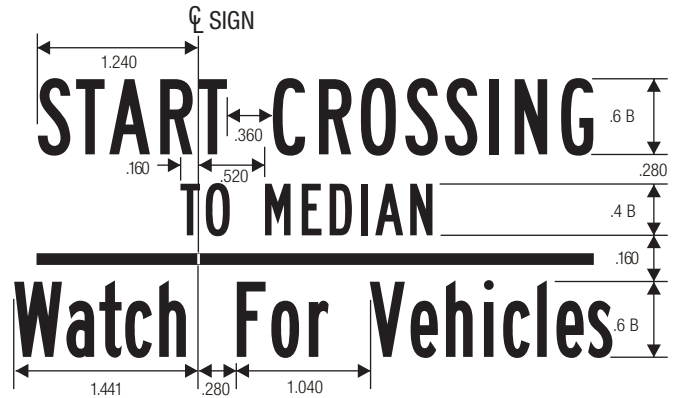
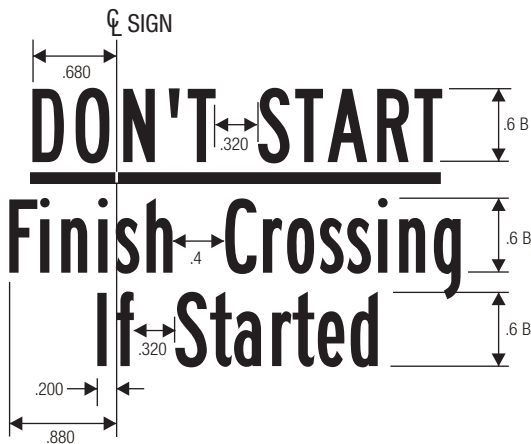
R10-3c
PUSH BUTTON EDUCATIONAL

- COLORS: LEGEND, BORDER — BLACK
BACKGROUND — WHITE (RETROREFLECTIVE)
WALK — WHITE (RETROREFLECTIVE) ON BLACK
DONT WALK — ORANGE (RETROREFLECTIVE) ON BLACK



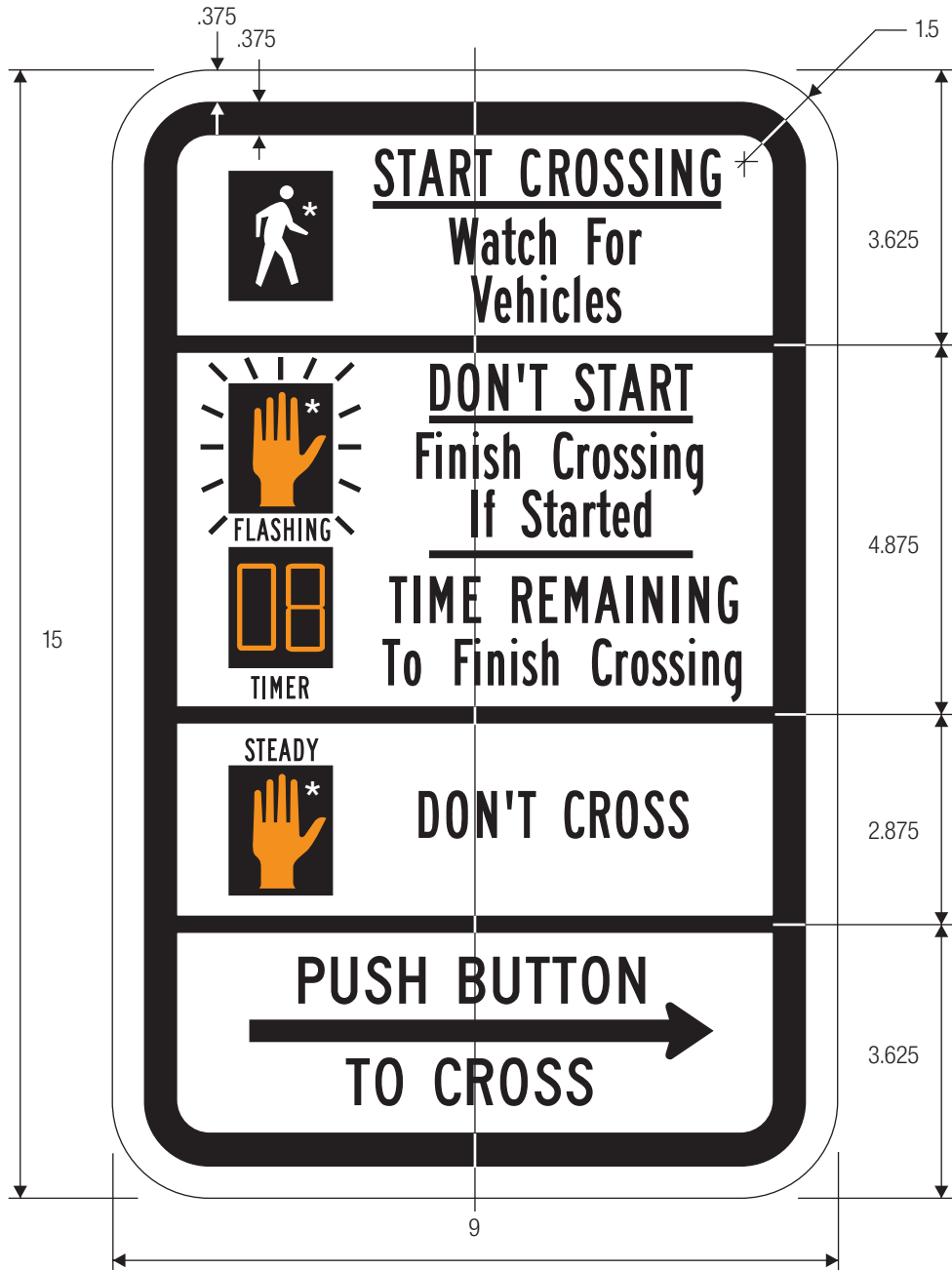
R10-3d

PUSH BUTTON EDUCATIONAL (TWO-STAGE CROSSING)




- COLORS: LEGEND, BORDER — BLACK
 BACKGROUND — WHITE (RETROREFLECTIVE)
 UPRAISED HAND SYMBOL — ORANGE (RETROREFLECTIVE) ON BLACK
 PEDESTRIAN SYMBOL — WHITE (RETROREFLECTIVE) ON BLACK

*See pages 6-8 and 6-10 for symbol designs.

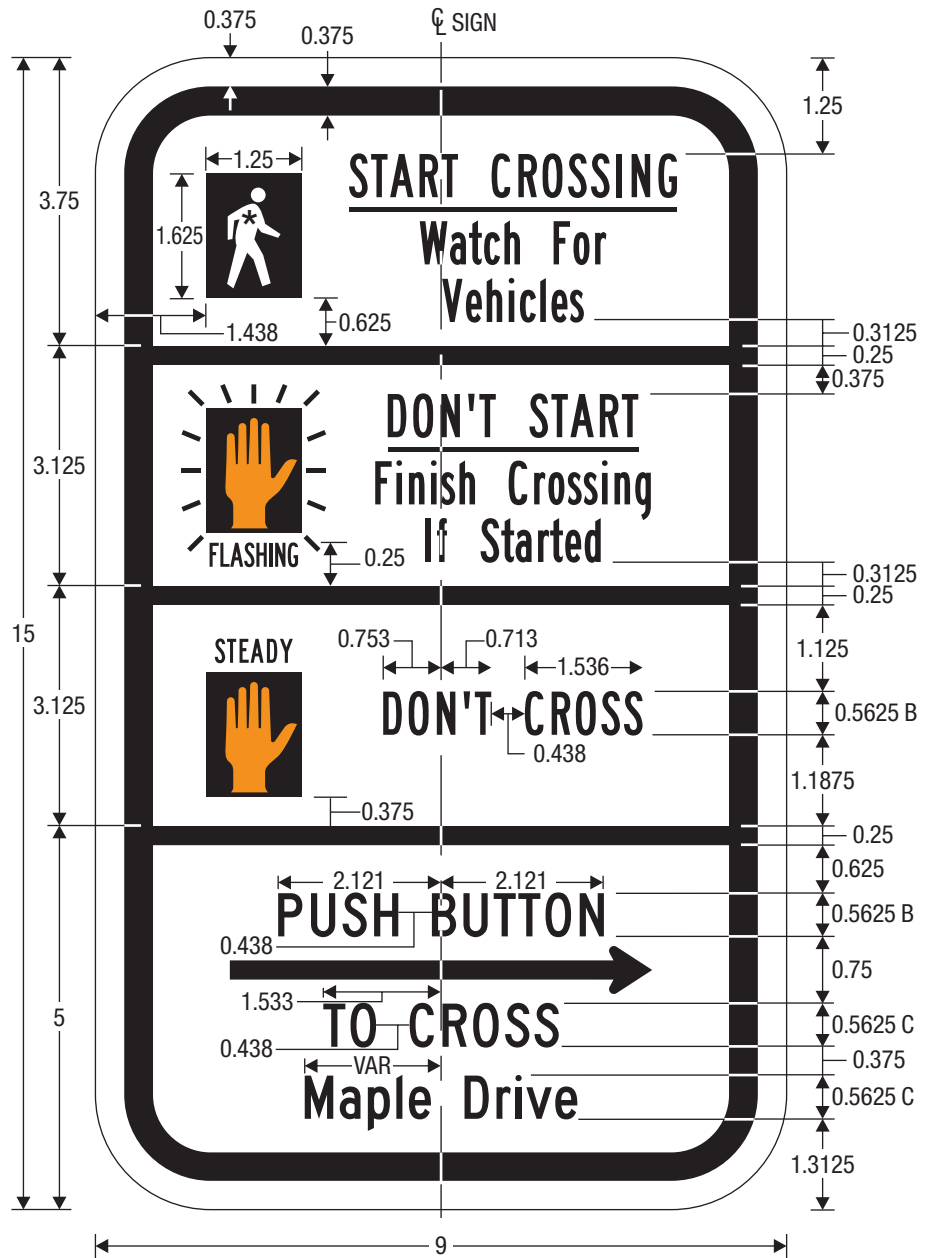
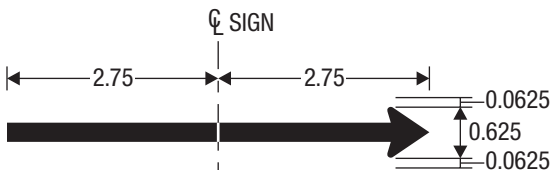
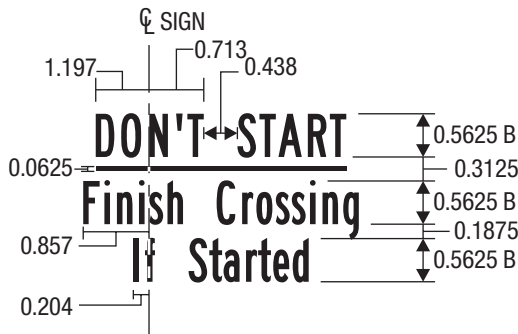
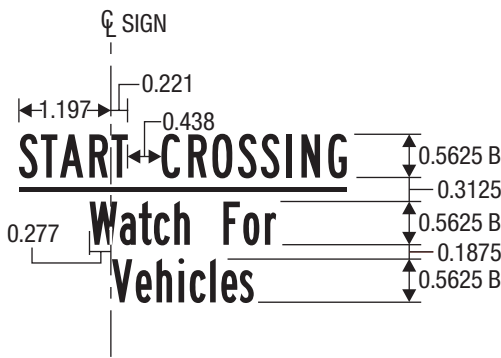
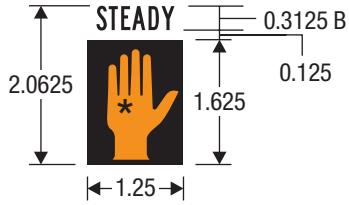
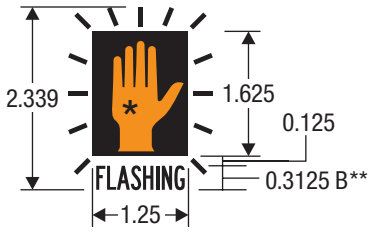


R10-3e
COUNT-DOWN PEDESTRIAN



* See pages 6-8 and 6-10 for symbol design.

- COLORS: LEGEND, BORDER
BACKGROUND
UPRAISED HAND SYMBOL, TIMER
PEDESTRIAN SYMBOL
- BLACK
 - WHITE (RETROREFLECTIVE)
 - ORANGE (RETROREFLECTIVE) ON BLACK
 - WHITE (RETROREFLECTIVE) ON BLACK

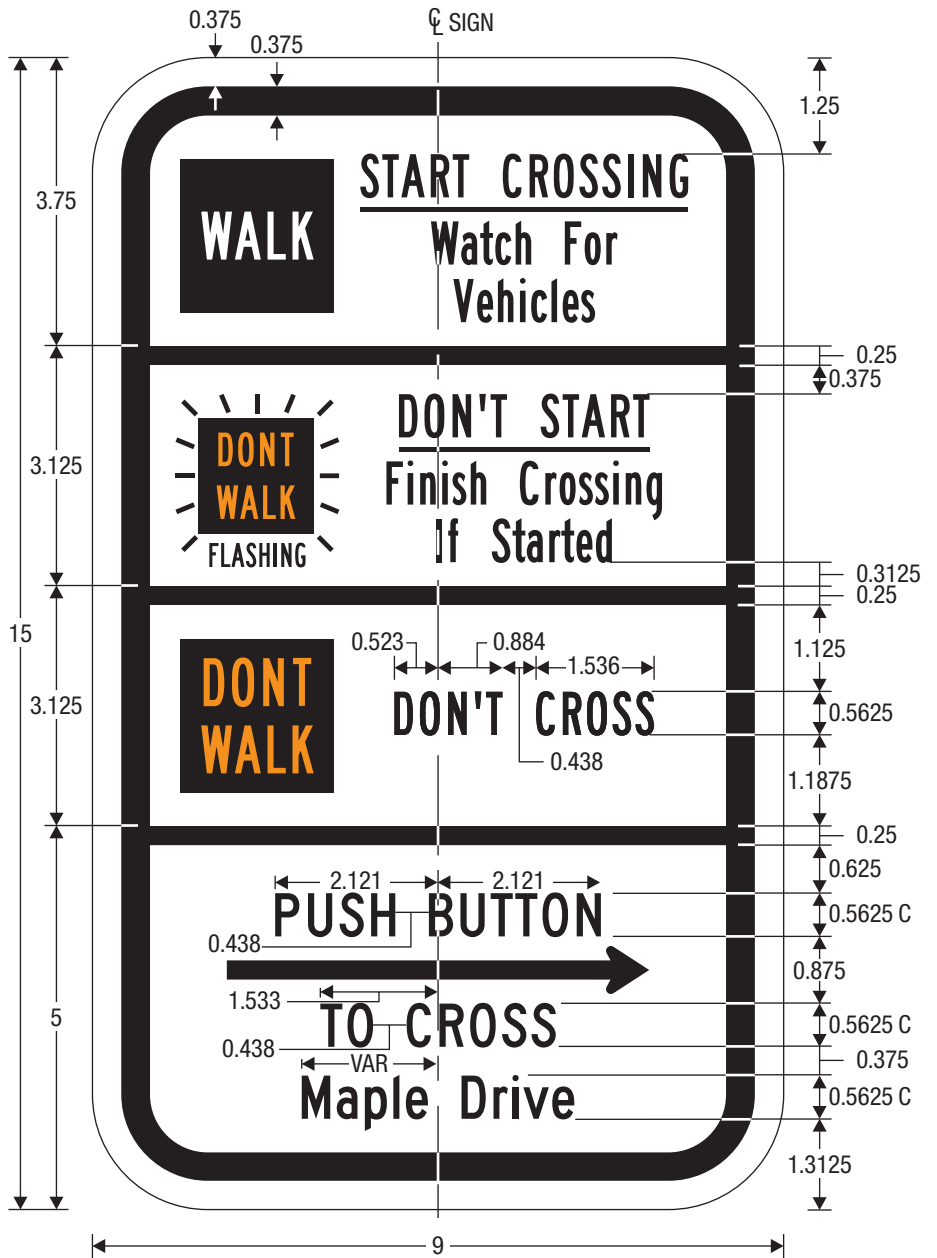
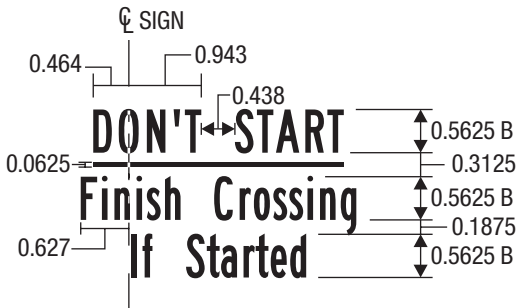
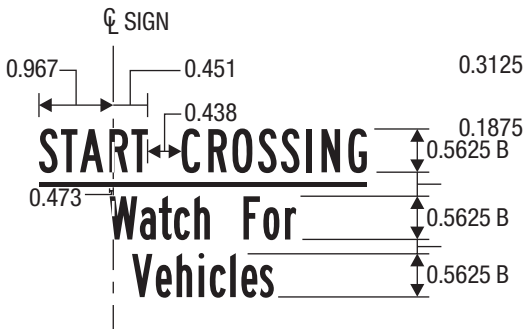
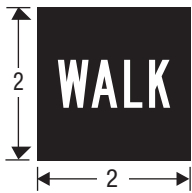


R10-3f

PUSH BUTTON EDUCATIONAL - STREET NAME

- * See pages 6-8 and 6-10 for symbol designs.
- ** Reduce character spacing 50%.

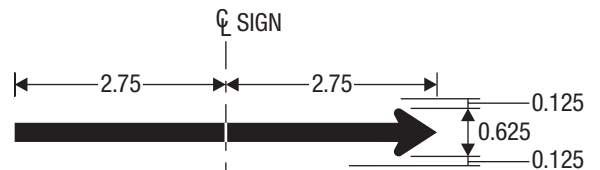
- COLORS: LEGEND, BORDER — BLACK
 BACKGROUND — WHITE (RETROREFLECTIVE)
 UPRAISED HAND SYMBOL — ORANGE (RETROREFLECTIVE) ON BLACK
 PEDESTRIAN SYMBOL — WHITE (RETROREFLECTIVE) ON BLACK



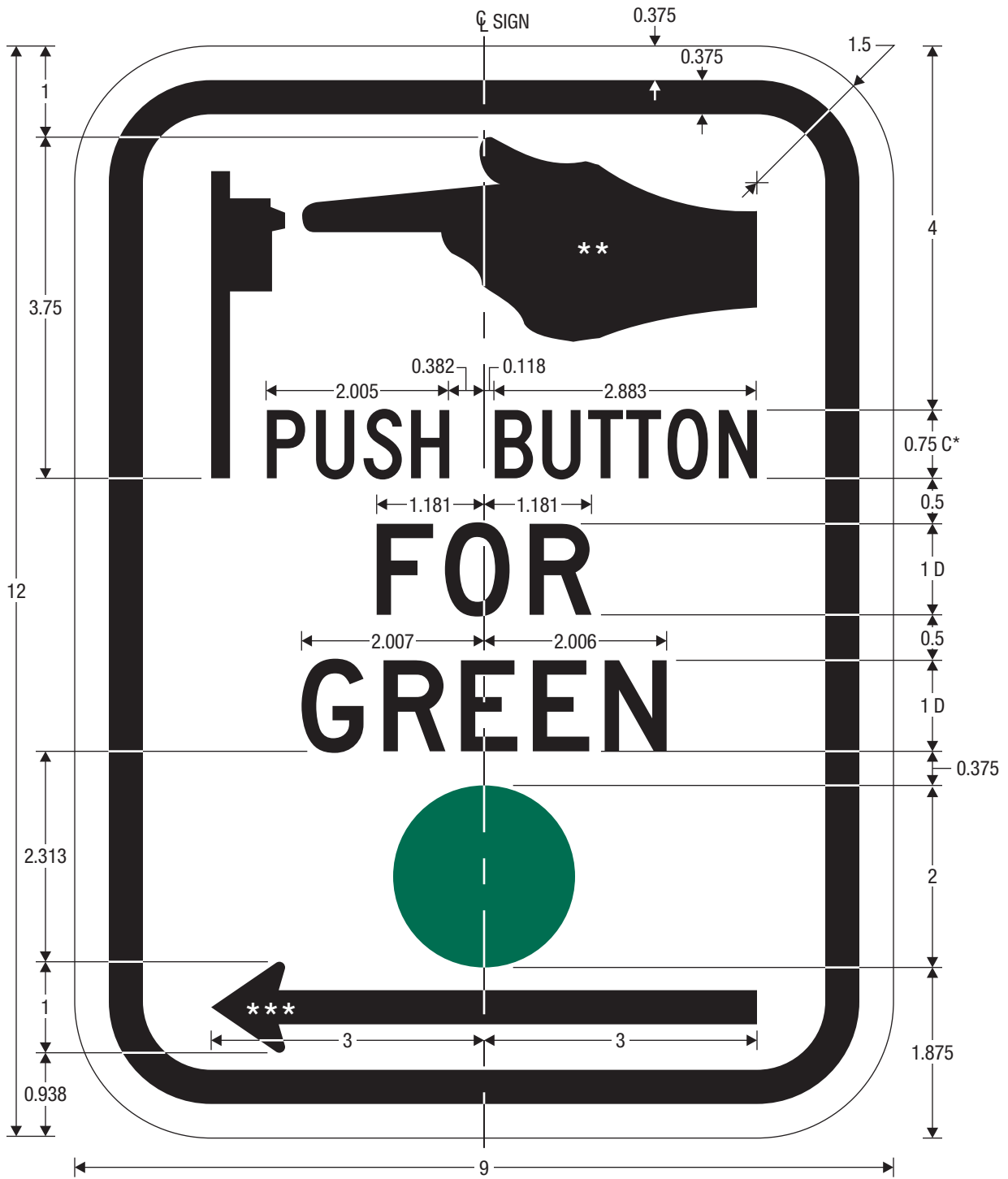
R10-3g

PUSH BUTTON EDUCATIONAL - STREET NAME

* Reduce character spacing 50%.



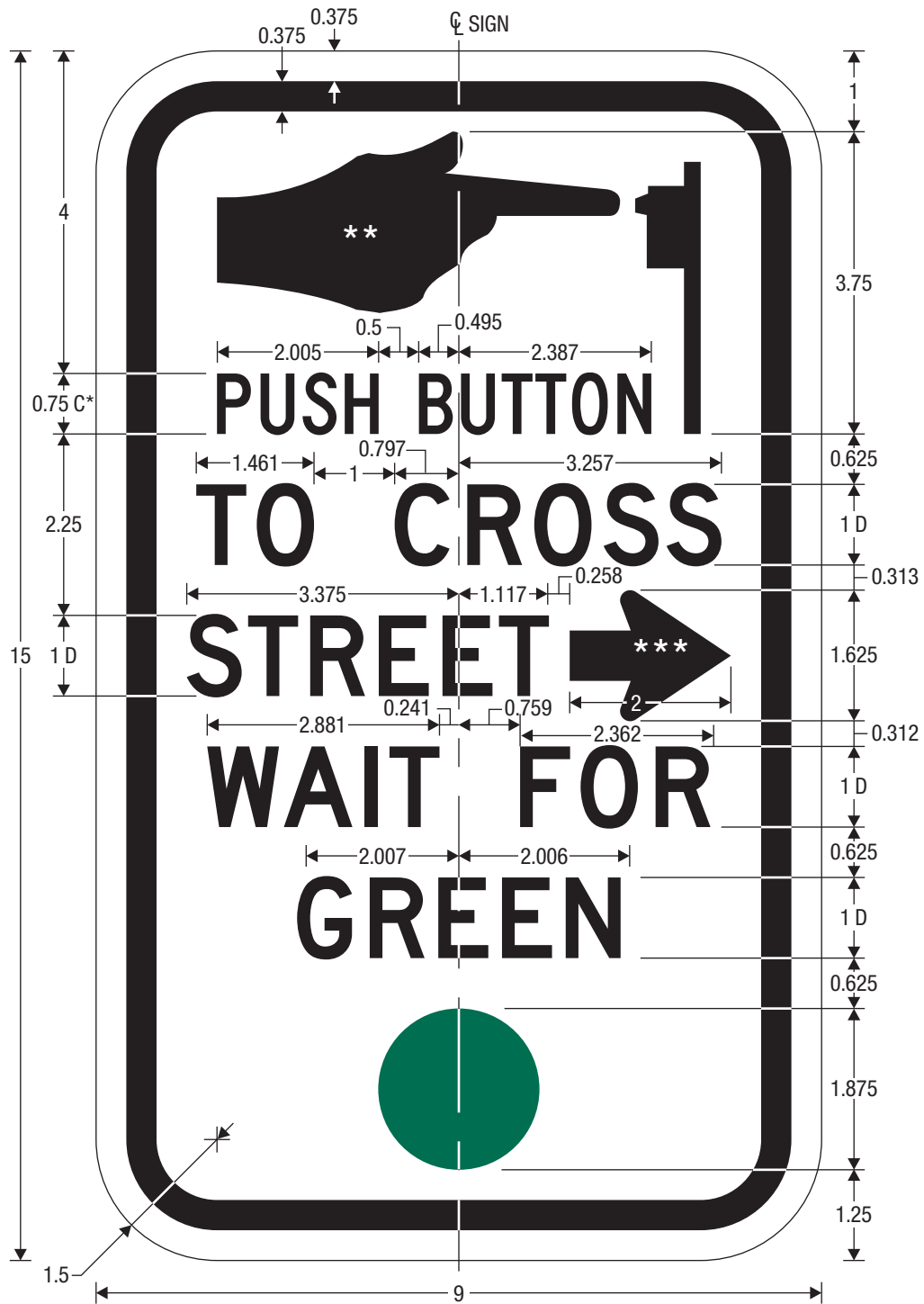
COLORS: LEGEND, BORDER — BLACK
 BACKGROUND, WALK — WHITE (RETROREFLECTIVE)
 DONT WALK — ORANGE (RETROREFLECTIVE)



R10-4
PUSH BUTTON FOR GREEN

- * Reduce character spacing 20%.
- ** See page X-XX for symbol design.
- *** See page 6-2 for arrow design.

COLORS: LEGEND, BORDER — BLACK
 CIRCLE — GREEN (RETROREFLECTIVE)
 BACKGROUND — WHITE (RETROREFLECTIVE)

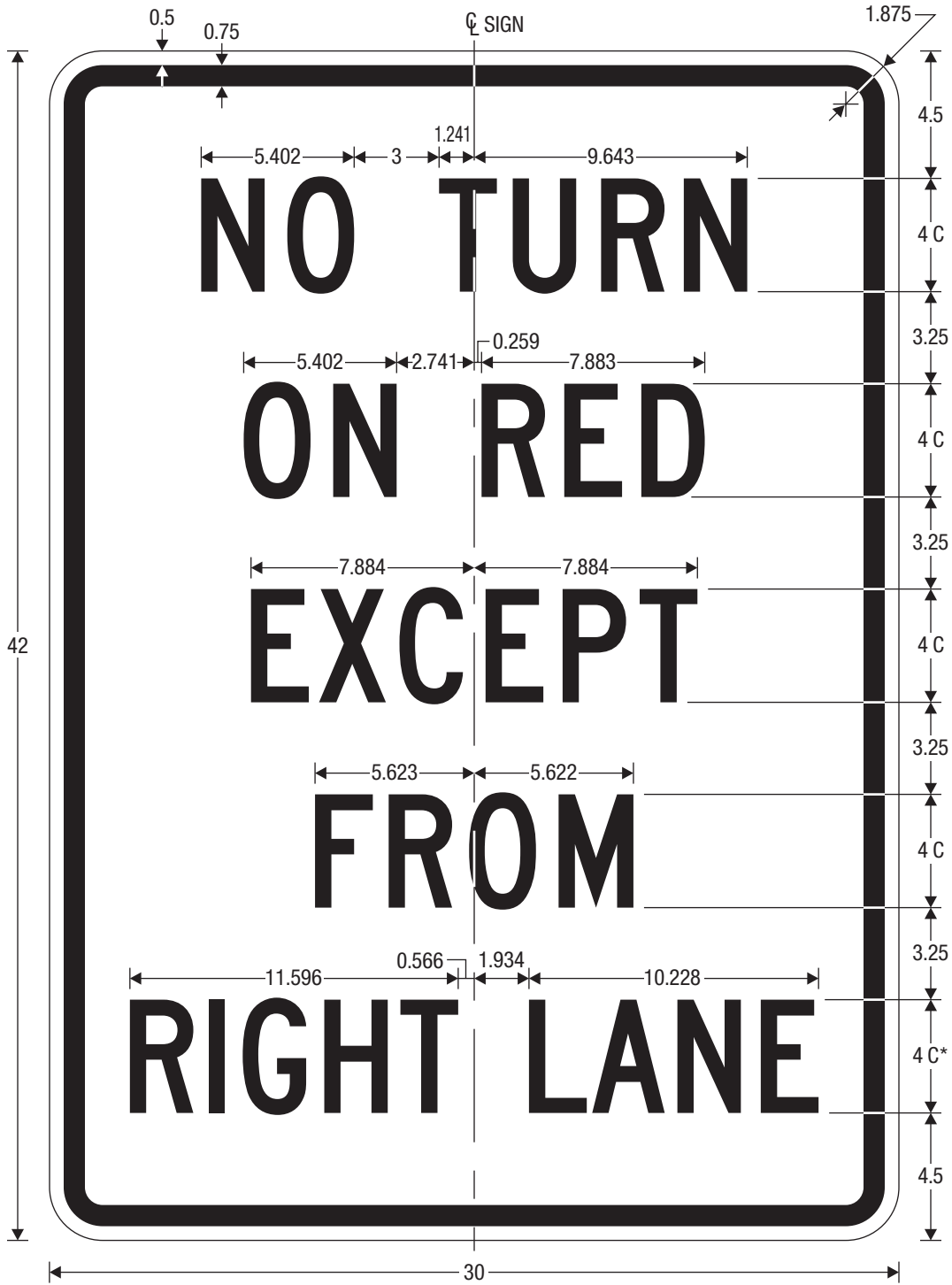


R10-4a

PUSH BUTTON - WAIT FOR GREEN

- * Reduce character spacing 20%.
- ** See page X-XX for symbol design.
- *** See page 6-2 for arrow design.

COLORS: LEGEND, BORDER — BLACK
 CIRCLE — GREEN (RETROREFLECTIVE)
 BACKGROUND — WHITE (RETROREFLECTIVE)

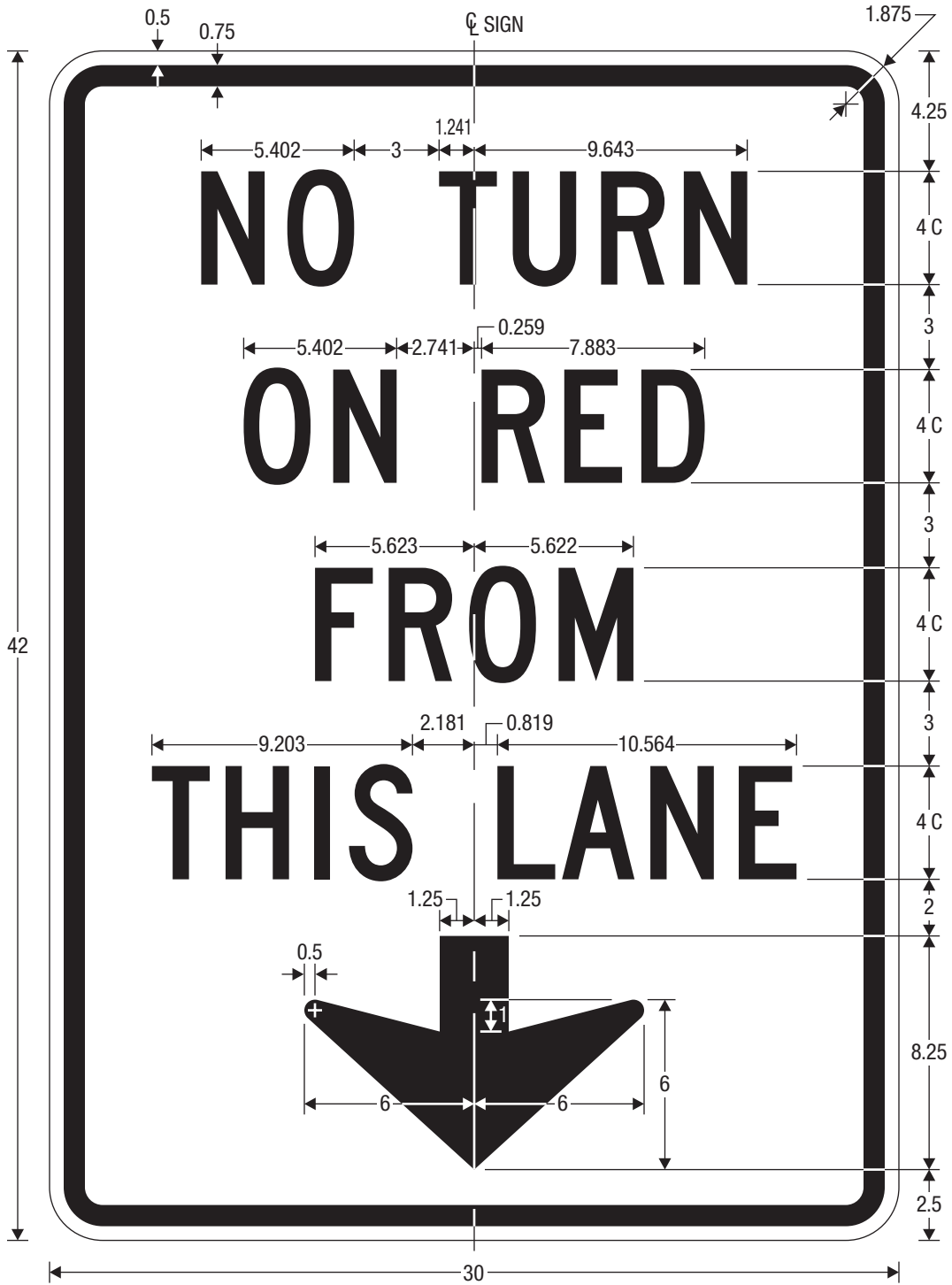


R10-11c

NO TURN ON RED EXCEPT FROM RIGHT LANE

* Reduce character spacing 20%.

COLORS: LEGEND, BORDER — BLACK
BACKGROUND — WHITE (RETROREFLECTIVE)



R10-11d

NO TURN ON RED FROM THIS LANE


COLORS: LEGEND, BORDER — BLACK
BACKGROUND — WHITE (RETROREFLECTIVE)



R10-14

EMERGENCY SIGNAL - STOP ON FLASHING RED


COLORS: LEGEND, BORDER — BLACK
BACKGROUND — WHITE (RETROREFLECTIVE)



R10-14a

EMERGENCY SIGNAL - STOP ON FLASHING RED (OVERHEAD)

COLORS: LEGEND, BORDER — BLACK
BACKGROUND — WHITE (RETROREFLECTIVE)



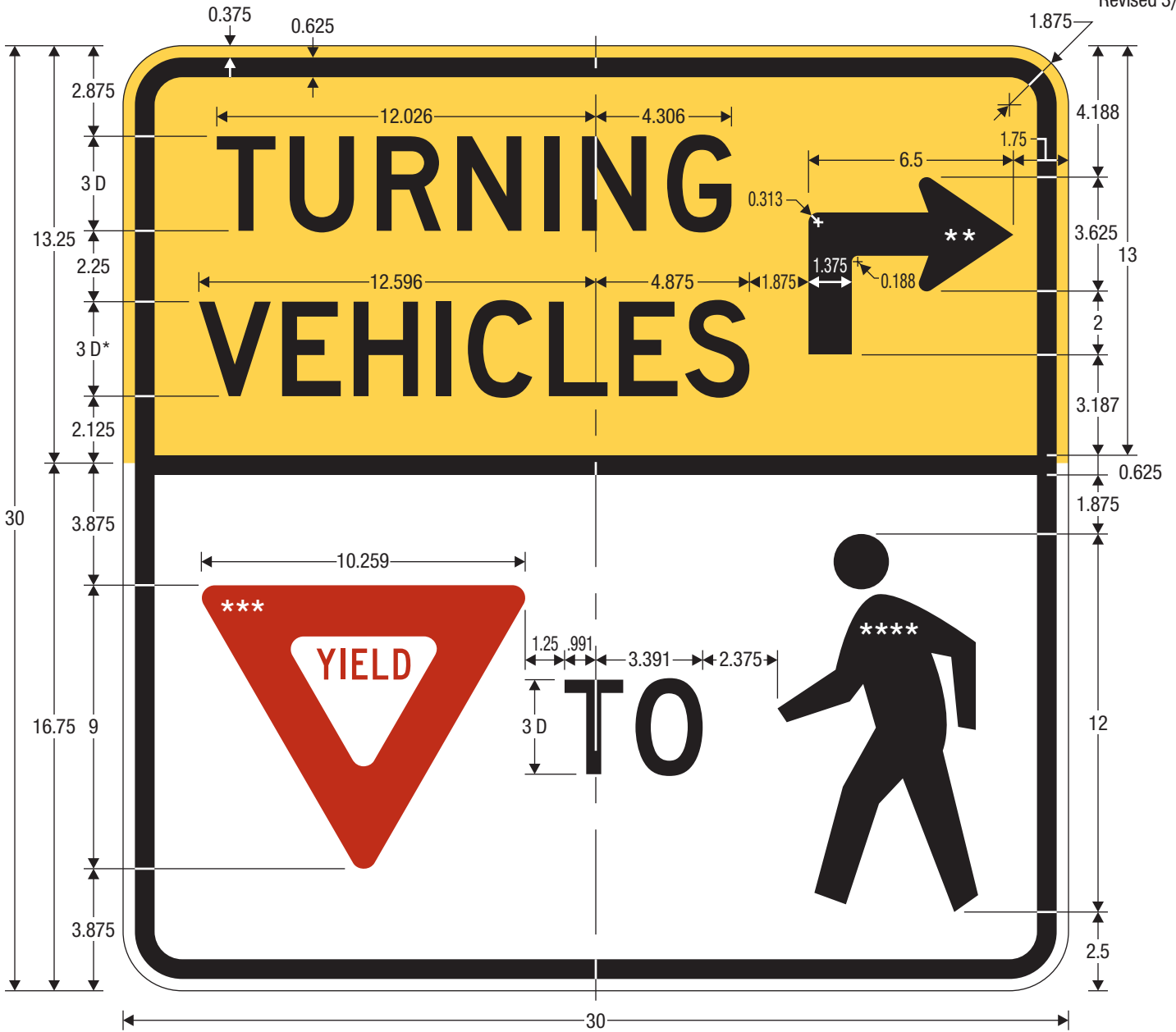
R10-14b

STOP HERE ON FLASHING RED

- * Increase character spacing 20%.
- ** Increase character spacing 25%.
- *** See page 6-2 for arrow design.

A	B	C	D	E	F	G	H	J	K	L	M	N
24	36	0.375	0.625	2.75	5 D	2	3 D	3 D	4 D*	1.25	8.922	2.078
36	48	0.625	0.875	3.75	7 D	2.5	4 D**	4 D	6 D*	1.375	11.608	2.767
P	Q	R	S	T	U	V	W	X	Y	Z		
14.625	7	30°	7.806	8.689	0.856	3	4.834	9.201	4.779	1.5		
19	9.25	30°	10.928	11.987	1.321	4	6.665	12.268	7.169	2.25		

COLORS: LEGEND, BORDER – BLACK
BACKGROUND – WHITE (RETROREFLECTIVE)



R10-15R

TURNING VEHICLES YIELD TO PEDESTRIANS



R10-15L

- * Reduce character spacing 20%.
- ** See page 6-2 for arrow design.
- *** See page 1-2 for sign design.
- **** See page 6-10 for symbol design.

UPPER SECTION

COLORS: LEGEND, BORDER — BLACK
BACKGROUND — YELLOW (RETROREFLECTIVE)

LOWER SECTION

COLORS: LEGEND, BORDER — BLACK
YIELD SYMBOL — RED (RETROREFLECTIVE)
BACKGROUND — WHITE (RETROREFLECTIVE)



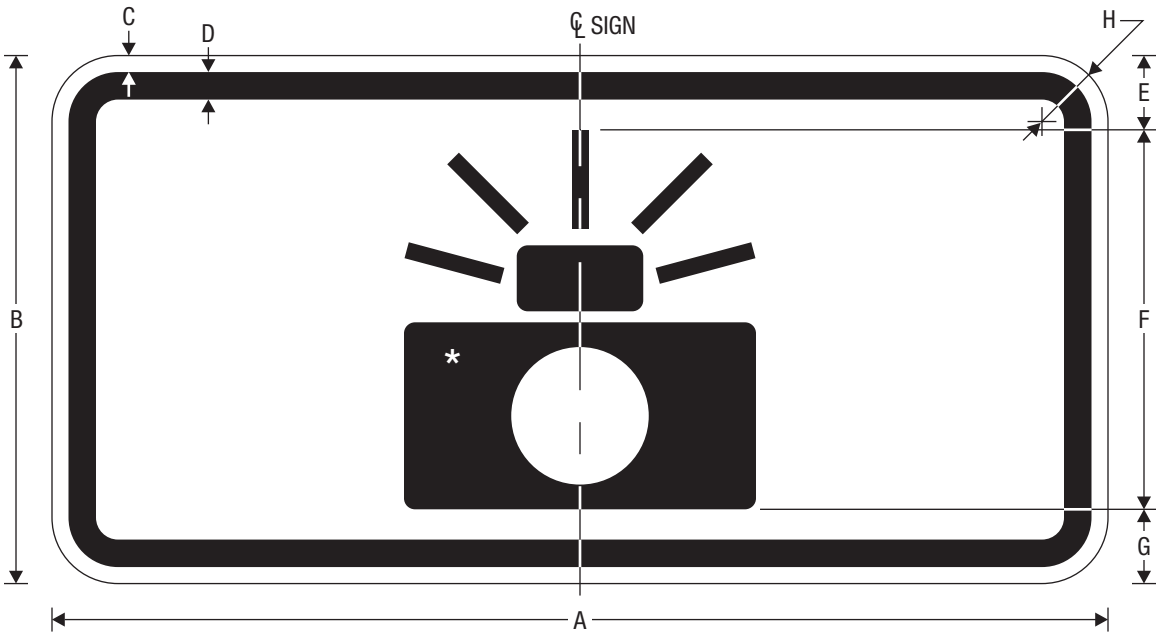
R10-18
TRAFFIC LAWS PHOTO ENFORCED

* See page X-XX for symbol design.

A	B	C	D	E	F	G	H	J	K	L	M	N
36	24	0.375	0.625	2	8.625	2.375	3 C	3	11.444	1.401	2	8.044
48	30	0.625	0.75	2.5	11.5	2.75	4 C	2.75	15.426	1.70	3	10.725
54	36	0.625	0.875	3.5	13	3.5	4.5 C	3.5	17.354	1.913	3.375	12.066

P	Q	R	S
10.354	2.211	14.565	1.5
13.805	2.781	19.587	1.875
15.531	3.129	22.035	2.25

COLORS: LEGEND, BORDER — BLACK
BACKGROUND — WHITE (RETROREFLECTIVE)

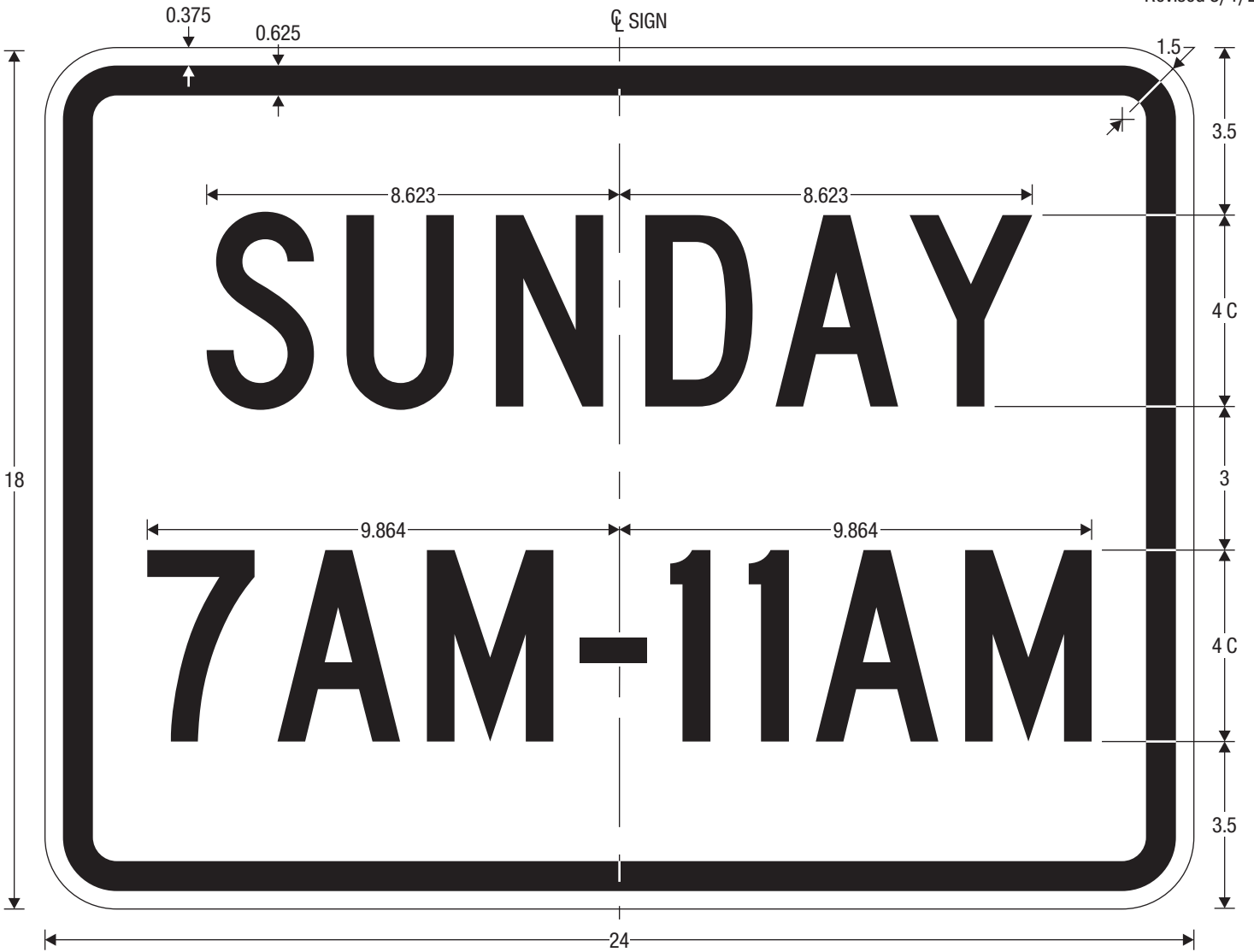


R10-19P
 Photo Enforced

* See page 6-69 for symbol design.

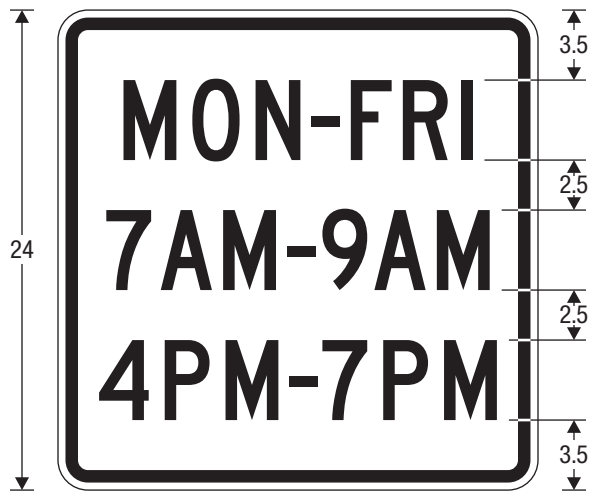
A	B	C	D	E	F	G	H
24	12	0.375	0.625	1.75	8.625	1.625	1.5
36	18	0.625	0.875	2.5	13	2.5	2.25
48	24	0.75	1.25	3.375	17.25	3.375	3

COLORS: LEGEND, BORDER – BLACK
 BACKGROUND – WHITE (RETROREFLECTIVE)



R10-20aP

DAY(S) AND TIMES (PLAQUE) (2 LINES)



R10-20aP

DAY(S) AND TIMES (PLAQUE) (3 LINES)


COLORS: LEGEND, BORDER — BLACK
BACKGROUND — WHITE (RETROREFLECTIVE)



R10-23
CROSSWALK - STOP ON RED

* Increase character spacing 50%.

COLORS: LEGEND, BORDER — BLACK
CIRCLE — RED (RETROREFLECTIVE)
BACKGROUND — WHITE (RETROREFLECTIVE)




R10-24

BICYCLIST PUSH BUTTON FOR GREEN LIGHT

* See page 6-7 for symbol design.

** See page X-XX for symbol design.

COLORS: LEGEND, BORDER — BLACK
BACKGROUND — WHITE (RETROREFLECTIVE)

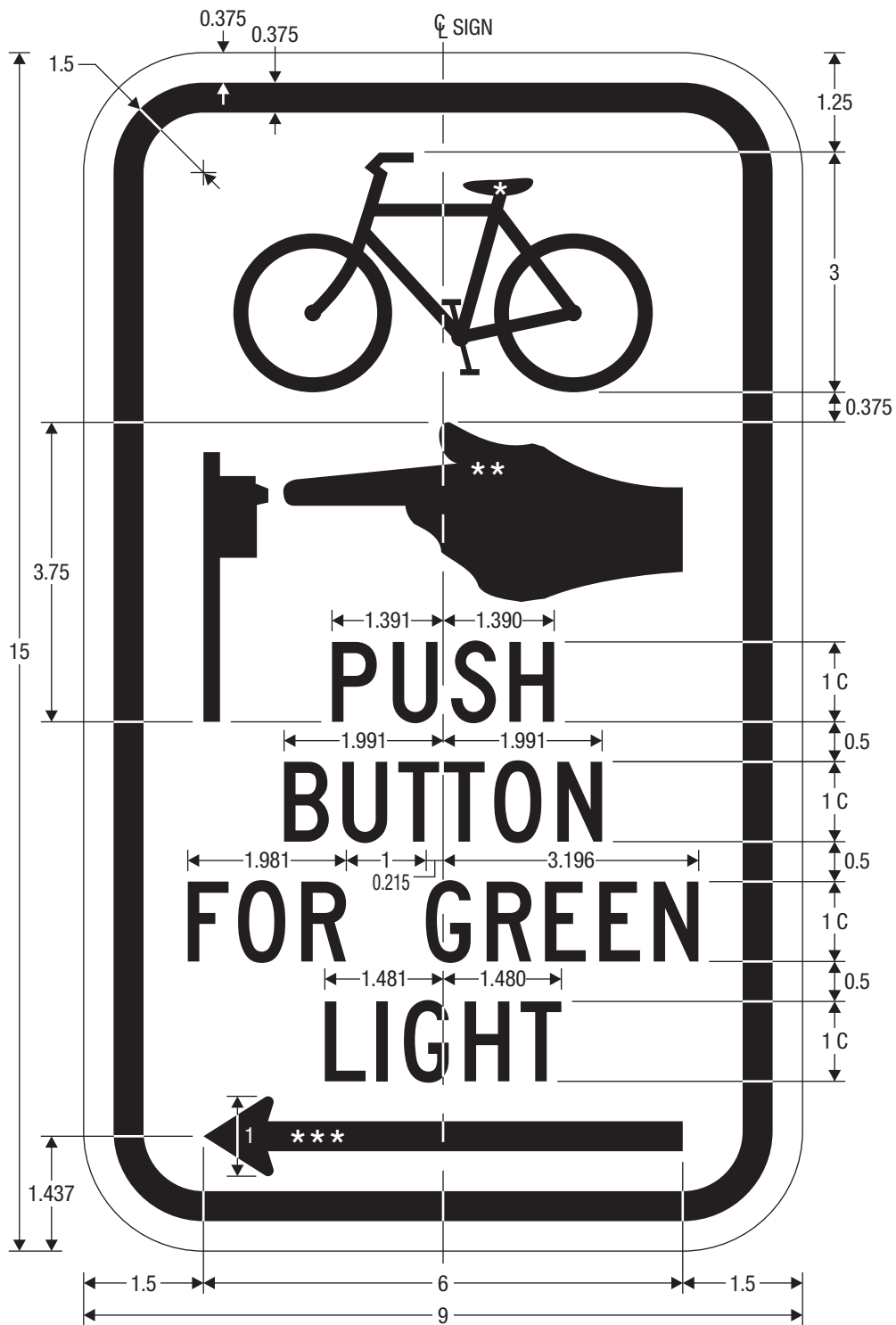


R10-25

PUSH BUTTON TO TURN ON WARNING LIGHTS

* See page X-XX for symbol design.

COLORS: LEGEND, BORDER — BLACK
BACKGROUND — WHITE (RETROREFLECTIVE)



R10-26

BICYCLIST PUSH BUTTON FOR GREEN LIGHT

* See page 6-7 for symbol design.

** See page X-XX for symbol design.

*** See page 6-2 for arrow design.

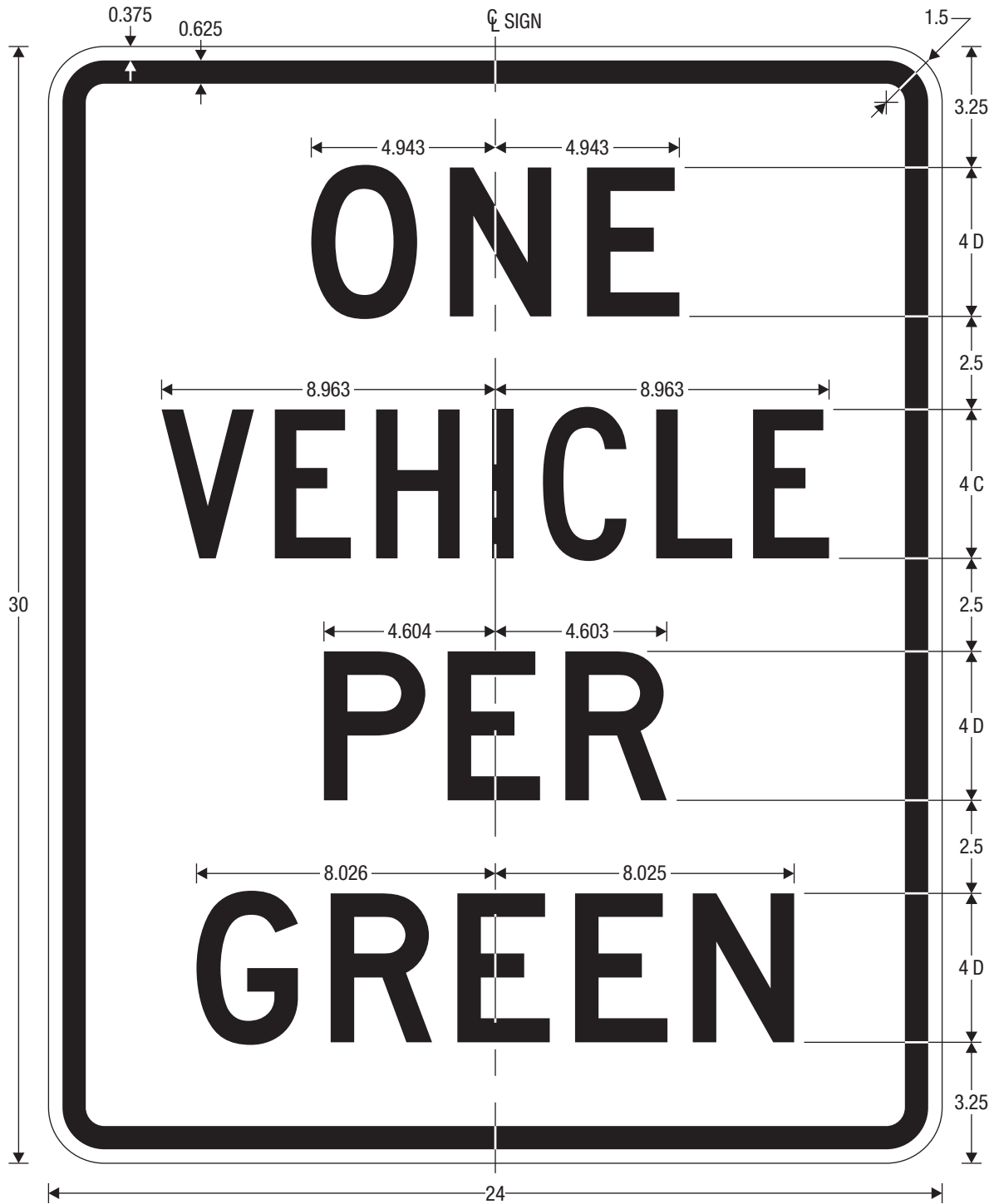
COLORS: LEGEND, BORDER — BLACK
 BACKGROUND — WHITE (RETROREFLECTIVE)



R10-27

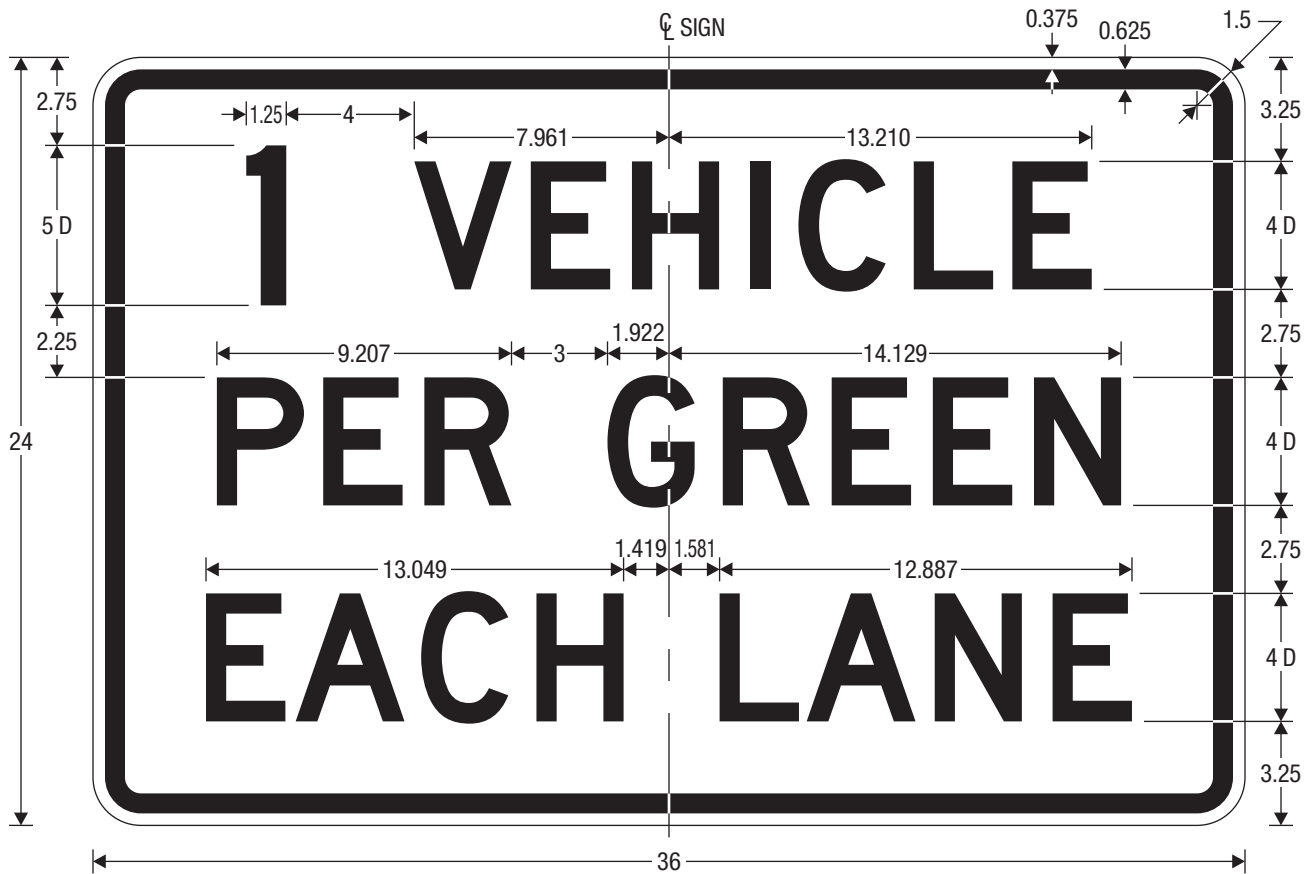
LEFT TURN YIELD ON FLASHING RED ARROW AFTER STOP

COLORS: LEGEND, BORDER — BLACK
BACKGROUND — WHITE (RETROREFLECTIVE)



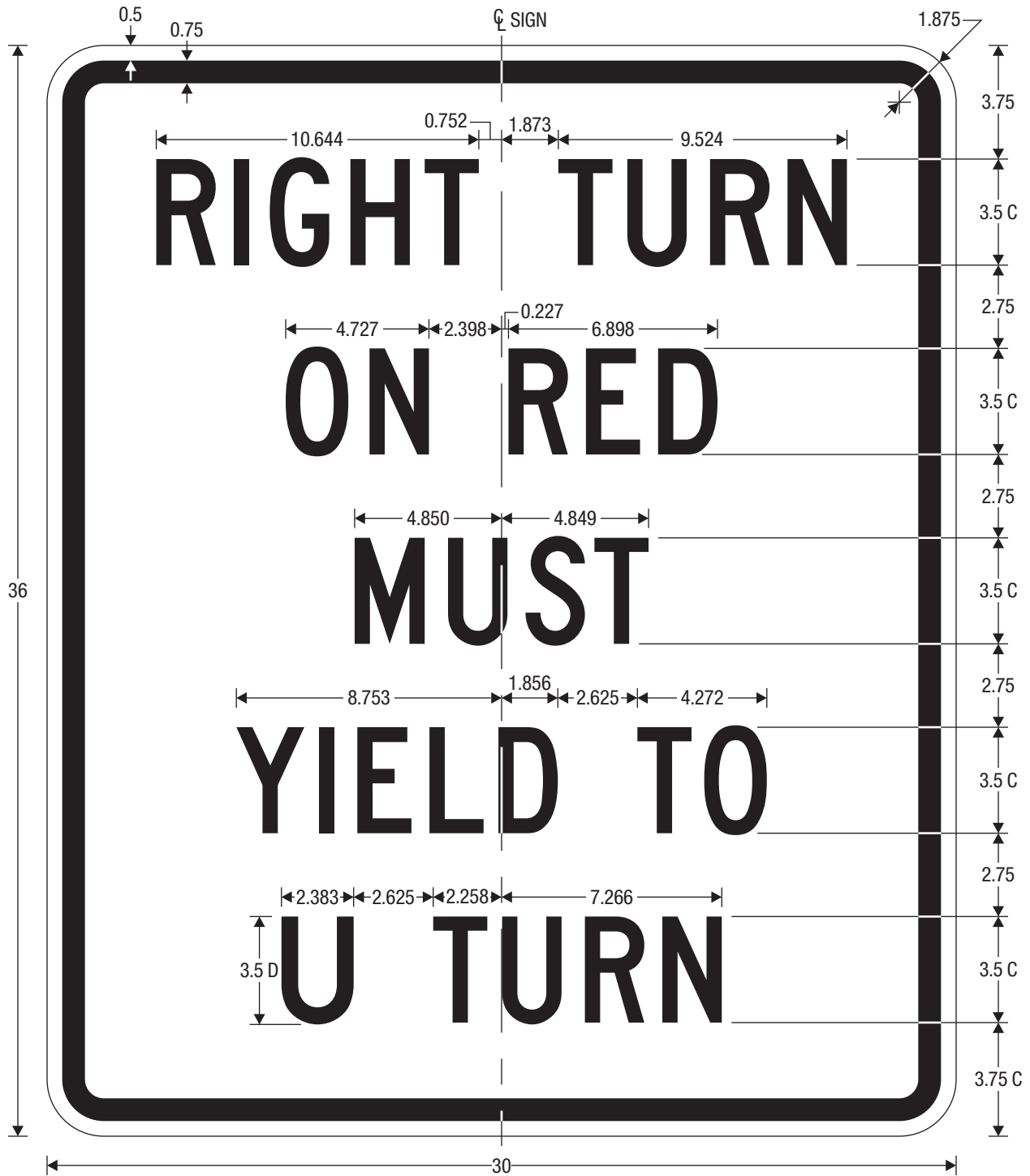
R10-28
XX VEHICLES PER GREEN

COLORS: LEGEND, BORDER — BLACK
BACKGROUND — WHITE (RETROREFLECTIVE)



R10-29
XX VEHICLES PER GREEN EACH LANE

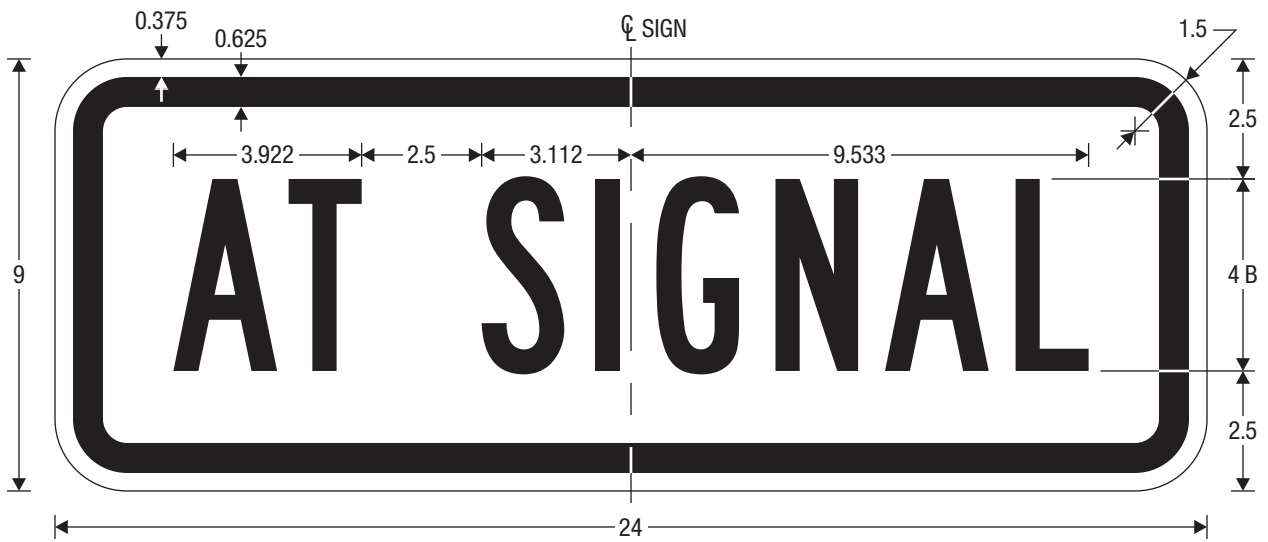
COLORS: LEGEND, BORDER — BLACK
BACKGROUND — WHITE (RETROREFLECTIVE)



R10-30


RIGHT TURN ON RED MUST YIELD TO U-TURN

COLORS: LEGEND, BORDER — BLACK
BACKGROUND — WHITE (RETROREFLECTIVE)



R10-31P
AT SIGNAL (PLAQUE)


COLORS: LEGEND, BORDER — BLACK
BACKGROUND — WHITE (RETROREFLECTIVE)



R10-32P

PUSH BUTTON - EXTRA CROSSING TIME (PLAQUE)

COLORS: LEGEND, BORDER — BLACK
BACKGROUND — WHITE (RETROREFLECTIVE)



R13-1
WEIGH STATION

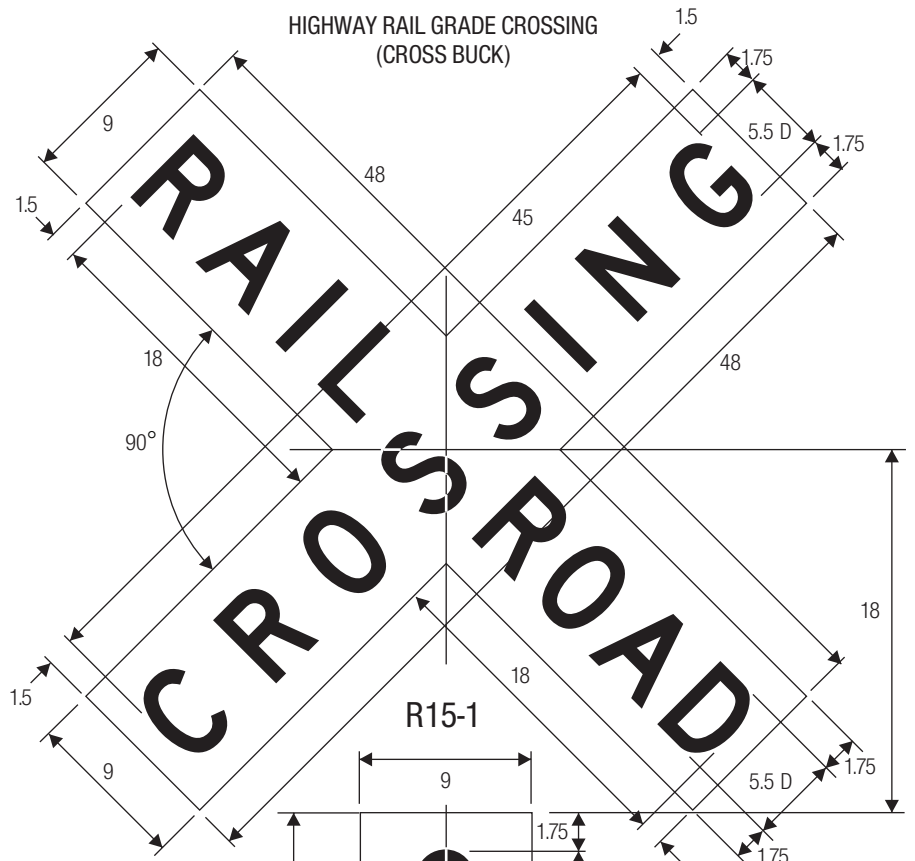


R13-1 (Alternate)

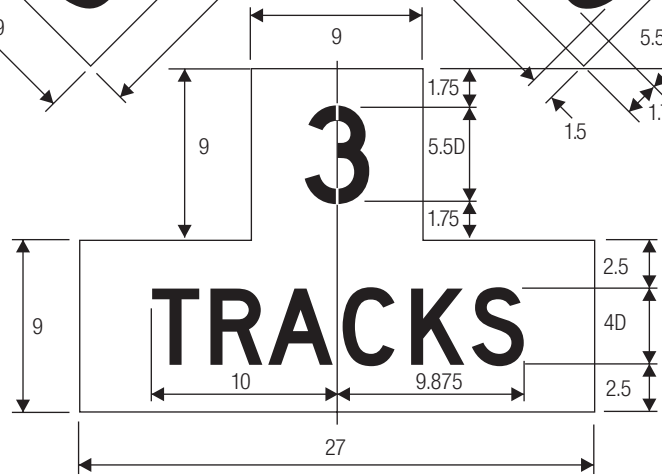
COLORS: LEGEND, BORDER — BLACK
BACKGROUND — WHITE (RETROREFLECTIVE)

COLORS (ALTERNATE): LEGEND, BORDER — WHITE (RETROREFLECTIVE)
BACKGROUND — BLACK

A	B	C	D	E	F	G	H	J	K	L	M	N	P	Q
72	54	0.625	0.875	4.5	6 D	4	4	5 E	4.5	14.712	19.332	6	VAR	VAR
96	72	0.625	0.875	6	8 D	6	4.5	6 E	5.5	19.615	25.776	8	VAR	VAR
132	90	0.75	1.25	7	10 E	7	7	8 E	7	28.763	38.315	10	VAR	VAR
R	S	T	U	V	W	X	Y	Z	AA	BB	CC	DD	EE	
19.274	19.514	4.830	1.170	23.174	22.754	0.962	29.716	18.455	3.75	1.25	20.958	3	1	
25.698	26.018	6.440	1.560	30.898	30.338	1.290	39.614	22.146	4.5	1.5	25.149	6	1	
37.815	38.815	8.648	1.352	46.110	44.418	3.103	57.520	29.528	6	2	33.532	6	1.5	

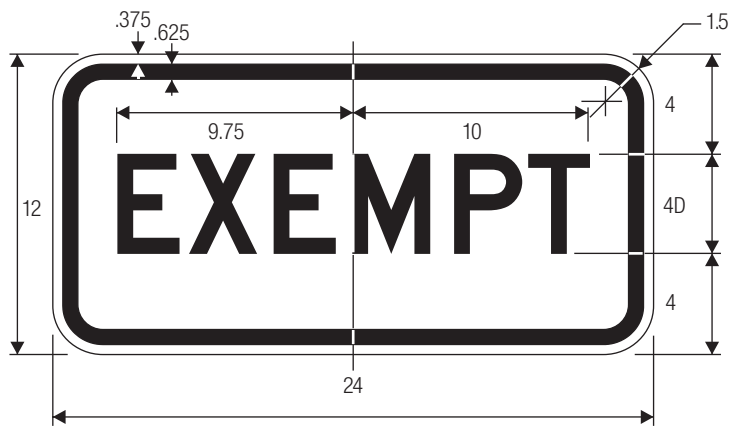


COLORS: LEGEND — BLACK
 BACKGROUND — WHITE (RETROREFLECTIVE)
 NO BORDER

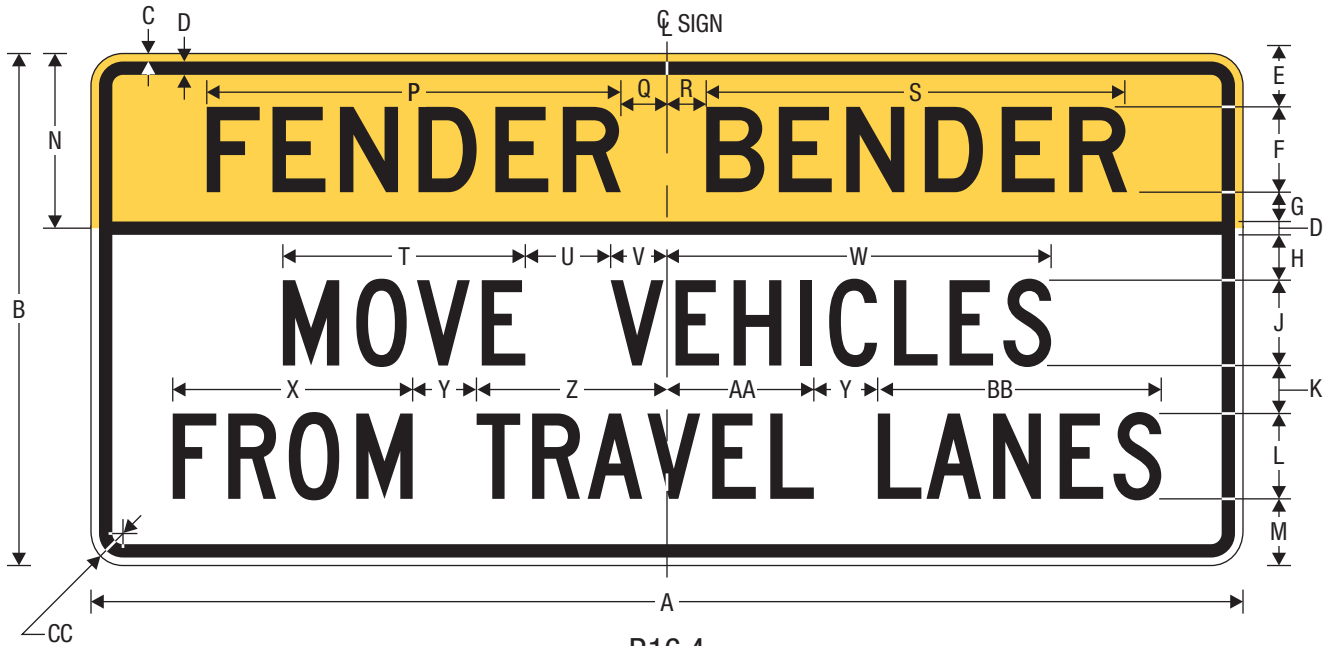


R15-2P
 NUMBER OF TRACKS (PLAQUE)

COLORS: LEGEND, BORDER — BLACK
 BACKGROUND — WHITE (RETROREFLECTIVE)



R15-3P
 EXEMPT (PLAQUE)



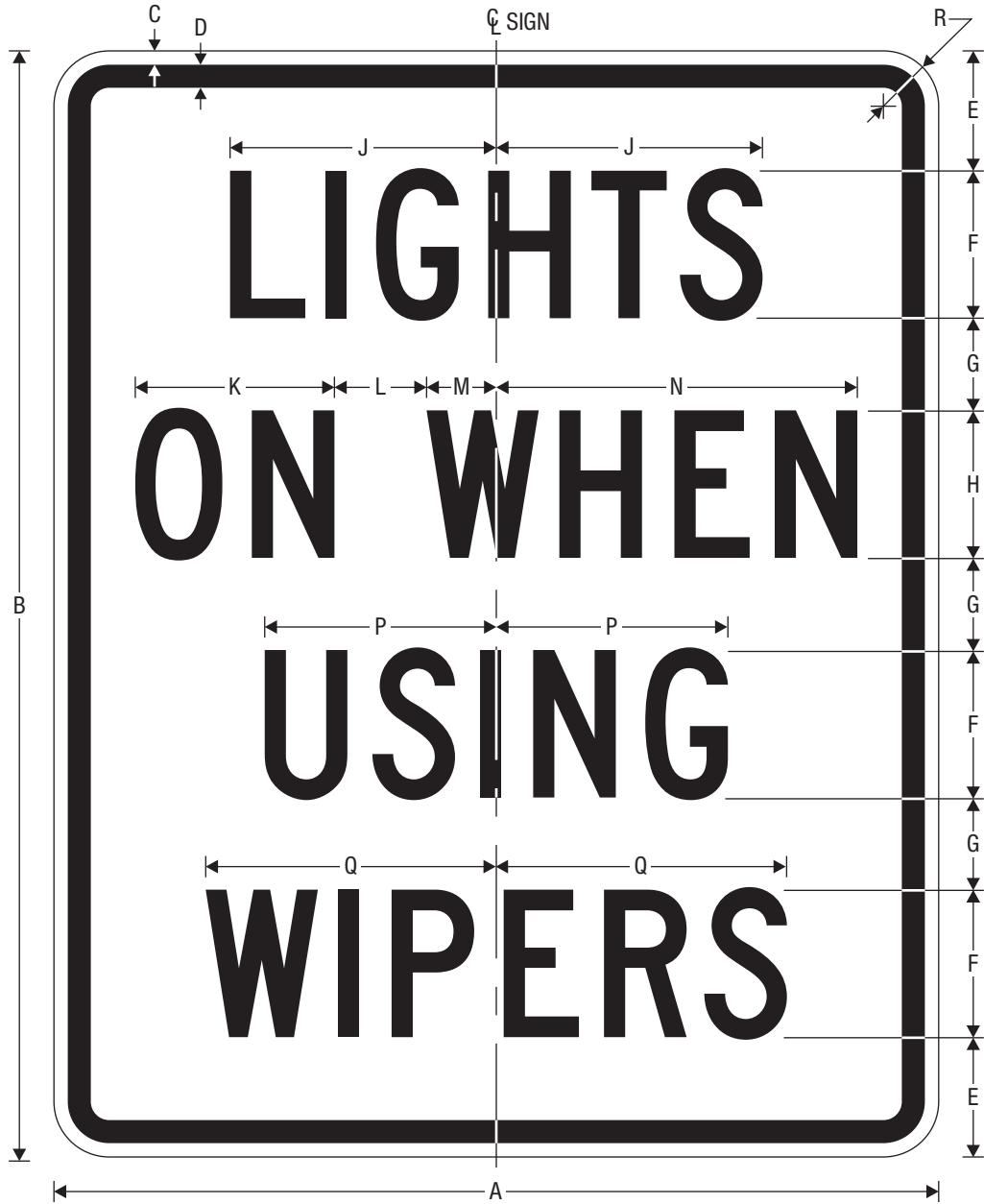
R16-4

MOVE DISABLED VEHICLES FROM TRAVEL LANES

* Reduce character spacing 10%

A	B	C	D	E	F	G	H	J	K	L	M	N	P
54	24	0.375	0.625	2.5	4 D	1.375	2.125	4 C	2.25	4 C	3.125	8.188	19.412
84	42	0.625	0.875	4.875	6 D	3.25	4.5	6 C	4.5	6 C	6	14.563	29.118
120	54	0.75	1.25	5.375	8 D	3.375	6	8 D	6	8 D*	8	17.375	38.824
Q	R	S	T	U	V	W	X	Y	Z	AA	BB	CC	
2.161	1.839	19.734	11.365	4	2.641	18.006	11.245	3	8.923	6.883	13.285	1.5	
3.242	2.758	29.601	17.048	4.5	4.712	26.259	16.868	4.5	13.385	10.324	19.928	2.25	
4.322	3.678	39.468	26.974	8	6.807	41.781	26.080	6	21.556	16.056	31.580	3	

COLORS: LEGEND, BORDER — BLACK
BACKGROUND — YELLOW, WHITE (RETROREFLECTIVE)



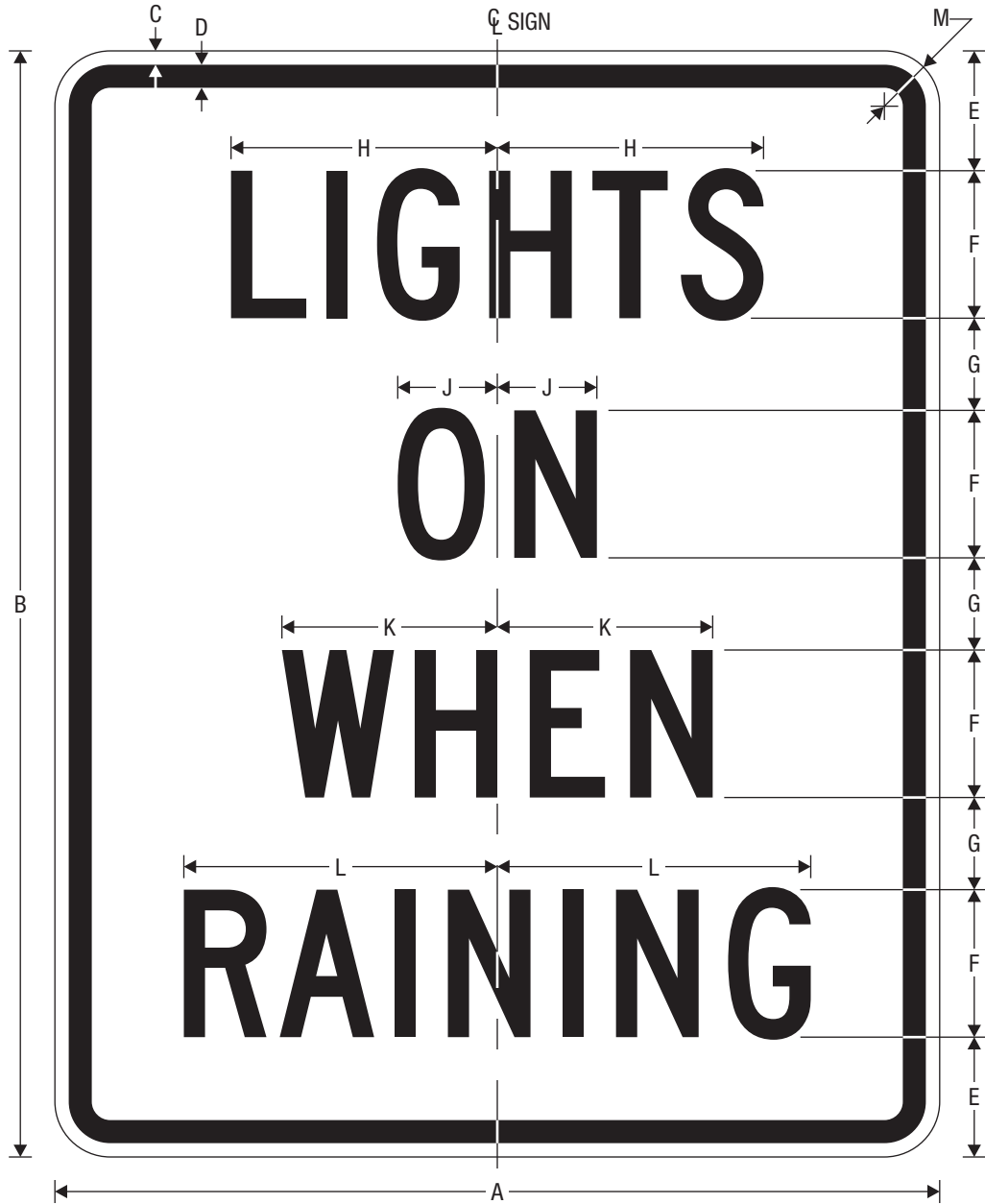
R16-5

LIGHTS ON WHEN USING WIPERS

* Increase character spacing 50%

A	B	C	D	E	F	G	H	J	K	L	M	N	P	Q	R
24	30	0.375	0.625	3.25	4 C	2.5	4 C	7.223	5.402	2.5	1.892	9.793	6.282	7.883	1.5
36	48	0.625	0.875	6	6 C	4	6 C	10.834	8.103	3.5	2.963	14.564	9.423	11.825	2.25
48	60	0.75	1.25	6.5	8 C*	5	8 C	15.985	10.804	5	3.783	19.587	14.084	17.466	3

COLORS: LEGEND, BORDER – BLACK
BACKGROUND – WHITE (RETROREFLECTIVE)

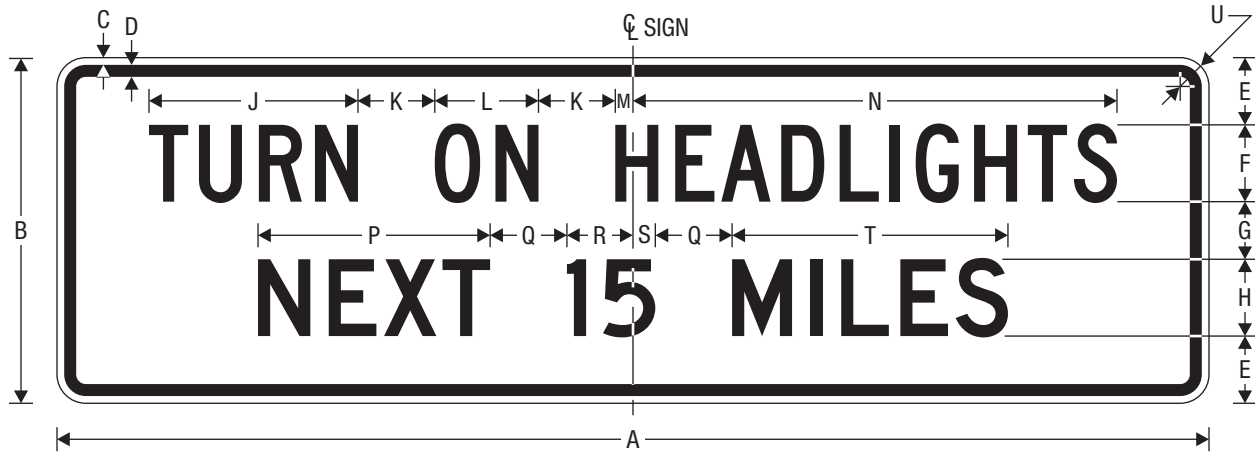


R16-6
LIGHTS ON WHEN RAINING

* Increase character spacing 50%

A	B	C	D	E	F	G	H	J	K	L	M
24	30	0.375	0.625	3.25	4 C	2.5	7.223	2.701	5.843	8.503	1.5
36	48	0.625	0.875	6	6 C	4	10.834	4.052	8.764	12.754	2.25
48	60	0.75	1.25	6.5	8 C*	5	15.985	5.802	12.745	19.185	3

COLORS: LEGEND, BORDER – BLACK
BACKGROUND – WHITE (RETROREFLECTIVE)



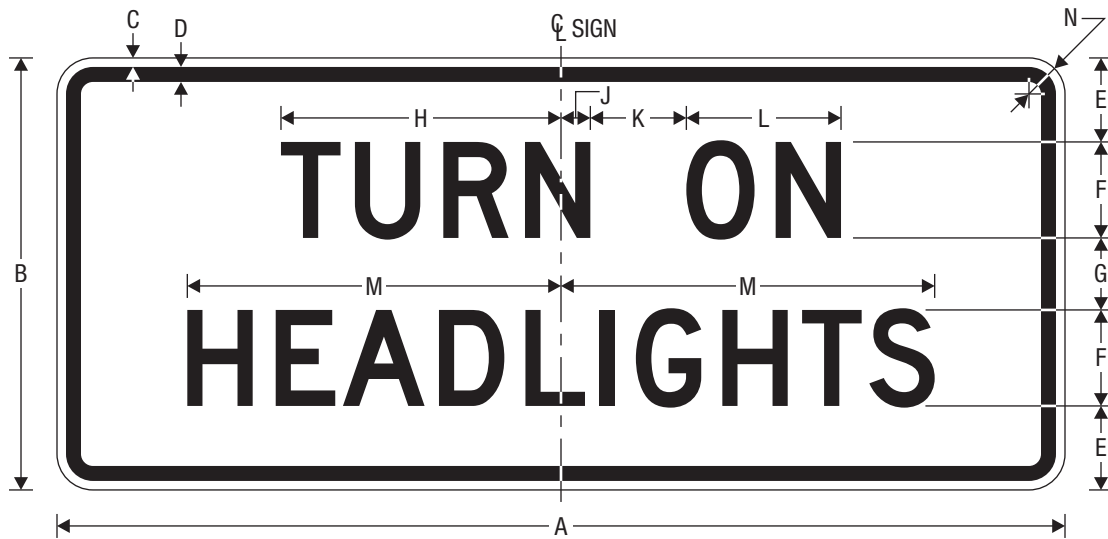
R16-7

TURN ON HEADLIGHTS NEXT XX MILES

A	B	C	D	E	F	G	H	J	K	L	M	N	P
60	18	0.375	0.625	3.5	4 C	3	4 D	10.884	4	5.402	0.922	25.207	12.088
96	30	0.5	0.75	6.5	6 D	5	6 D	19.335	5	9.667	3.854	42.856	18.132
132	36	0.625	0.875	7	8 D	6	8 D	25.780	8	12.890	3.806	58.474	24.176

Q	R	S	T	U
4	VAR	VAR	14.367	1.5
6	VAR	VAR	21.551	1.875
8	VAR	VAR	28.734	2.25

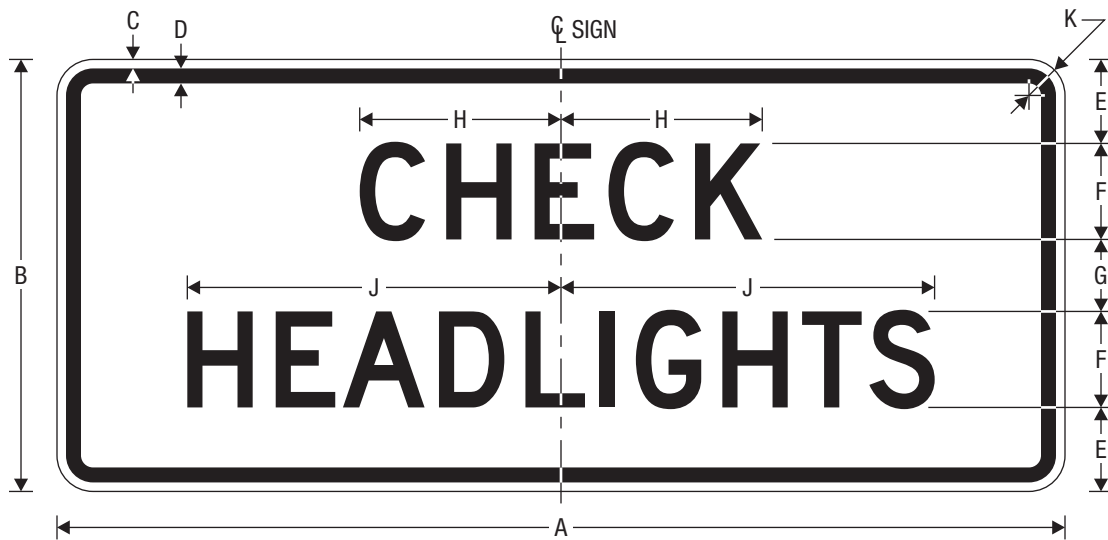
COLORS: LEGEND, BORDER — BLACK
BACKGROUND — WHITE (RETROREFLECTIVE)



R16-8

TURN ON HEADLIGHTS

A	B	C	D	E	F	G	H	J	K	L	M	N
42	18	0.375	0.625	3.5	4 D	3	11.668	1.222	4	6.445	15.570	1.5
60	30	0.5	0.75	6.5	6 D	5	17.501	1.834	6	9.667	23.355	1.875
78	36	0.625	0.875	7	8 D	6	23.335	2.445	8	12.890	31.140	2.25

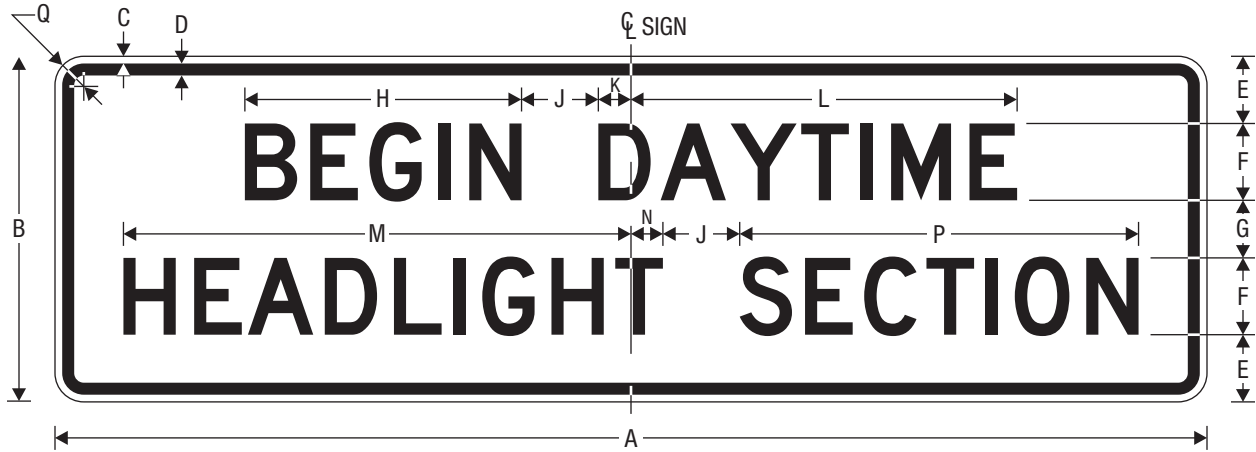


R16-9

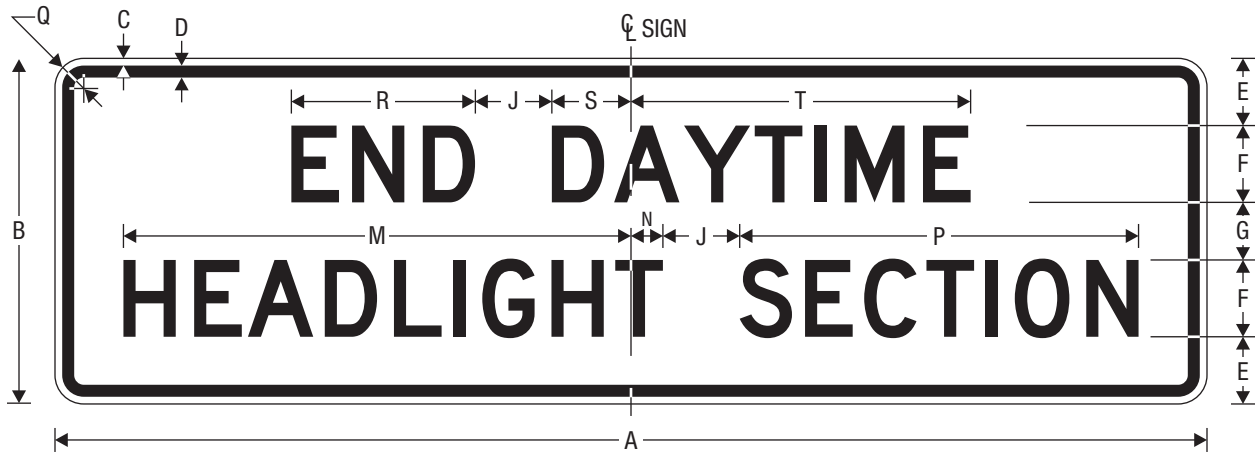
CHECK HEADLIGHTS

A	B	C	D	E	F	G	H	J	K
42	18	0.375	0.625	3.5	4 D	3	8.386	15.570	1.5
60	30	0.5	0.75	6.5	6 D	5	12.579	23.355	1.875
78	36	0.625	0.875	7	8 D	6	16.772	31.140	2.25

COLORS: LEGEND, BORDER – BLACK
BACKGROUND – WHITE (RETROREFLECTIVE)



R16-10
BEGIN DAYTIME HEADLIGHT SECTION

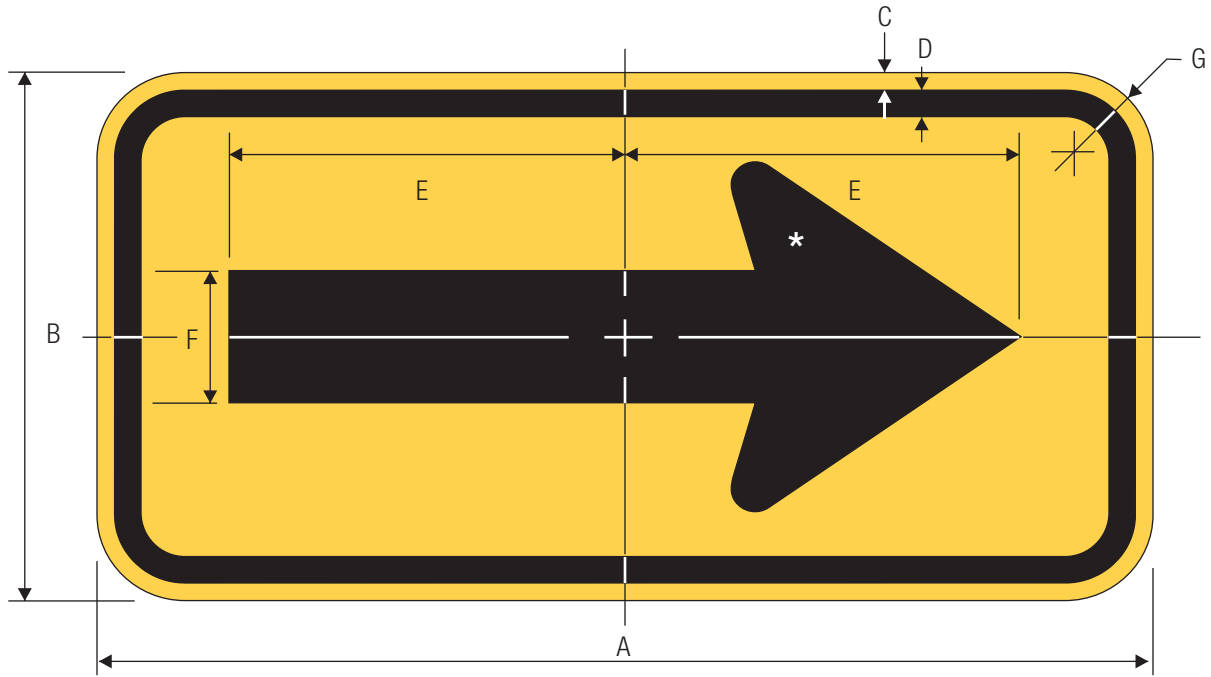


R16-11
END DAYTIME HEADLIGHT SECTION

A	B	C	D	E	F	G	H	J	K	L	M	N	P
60	18	0.375	0.625	3.5	4 D	3	14.41	4	1.701	20.110	26.435	1.662	20.773
96	30	0.5	0.75	6.5	6 D	5	21.615	6	2.551	30.165	39.653	2.492	31.160
120	36	0.625	0.875	7	8 D	6	28.820	8	3.402	40.220	52.870	3.324	41.546

Q	R	S	T
1.5	9.567	4.122	17.689
1.875	14.351	6.183	26.533
2.25	19.134	8.244	35.378

COLORS: LEGEND, BORDER — BLACK
BACKGROUND — WHITE (RETROREFLECTIVE)



W1-6R

ONE DIRECTION LARGE ARROW



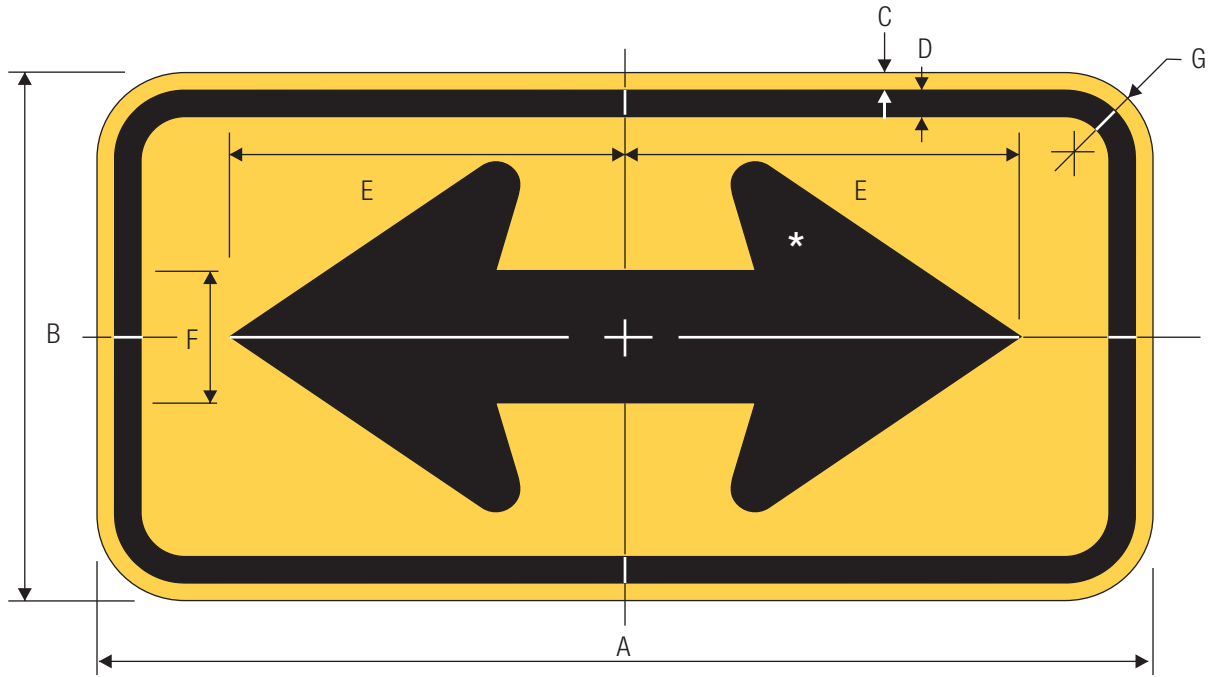
W1-6L

*See page 6-2 for arrow design.

A	B	C	D	E	F	G
24	12	.375	.625	9.625	3.25	1.5
36	18	.375	.625	14.625	5	1.5
48	24	.5	.75	19.5	6.5	1.875
60	30	.625	.875	24.375	8	2.25

WARNING SIGN
 COLORS: LEGEND, BORDER — BLACK
 BACKGROUND — YELLOW (RETROREFLECTIVE)

TTC SIGN
 COLORS: LEGEND, BORDER — BLACK
 BACKGROUND — ORANGE (RETROREFLECTIVE)

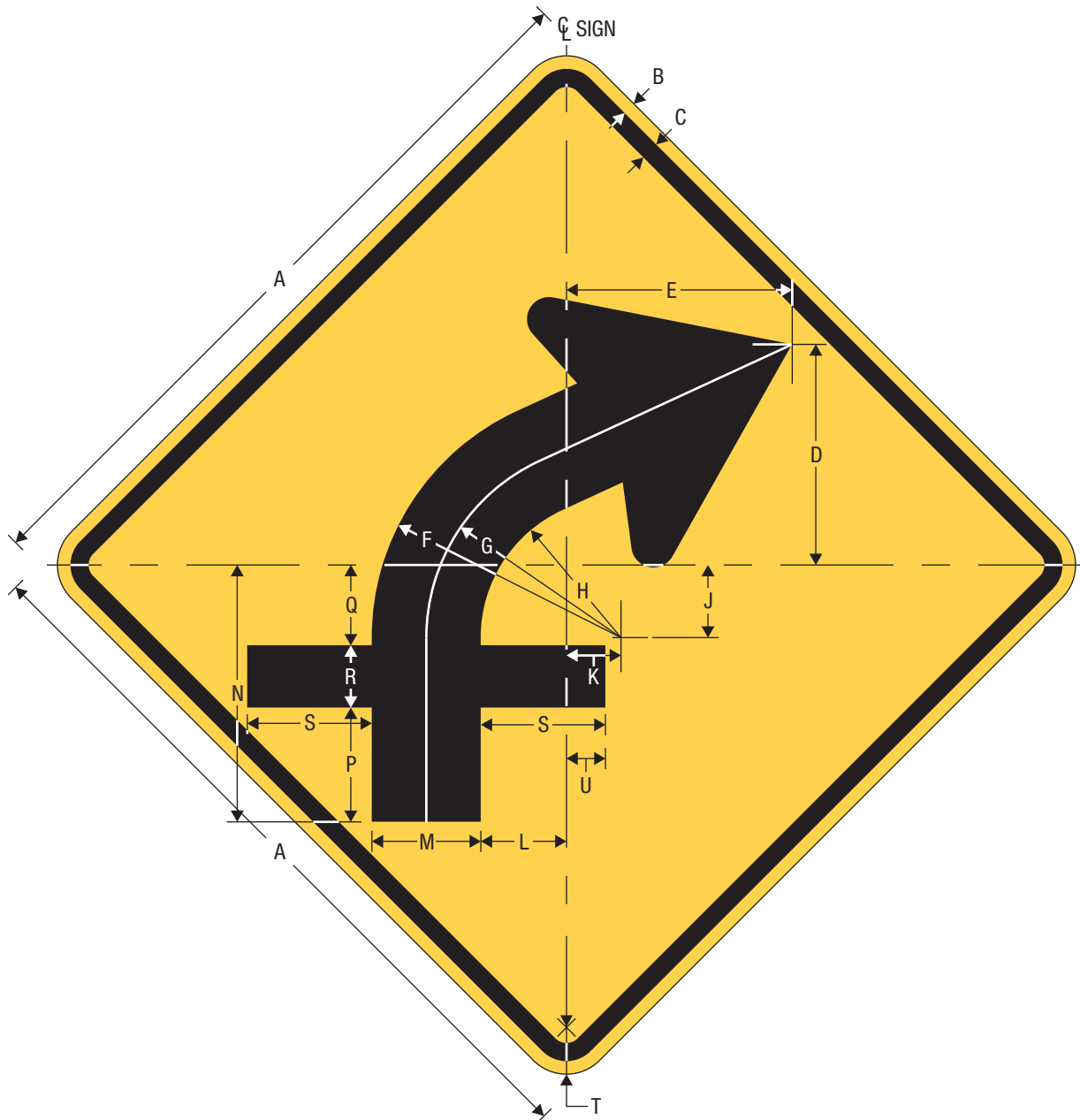


W1-7
 TWO DIRECTION LARGE ARROW

*See page 6-2 for arrow design.

A	B	C	D	E	F	G
24	12	.375	.625	10.375	3.25	1.5
36	18	.375	.625	15.625	5	1.5
48	24	.5	.75	20.5	6.5	1.875
60	30	.625	.875	25.375	8	2.25

COLORS: LEGEND, BORDER — BLACK
 BACKGROUND — YELLOW (RETROREFLECTIVE)

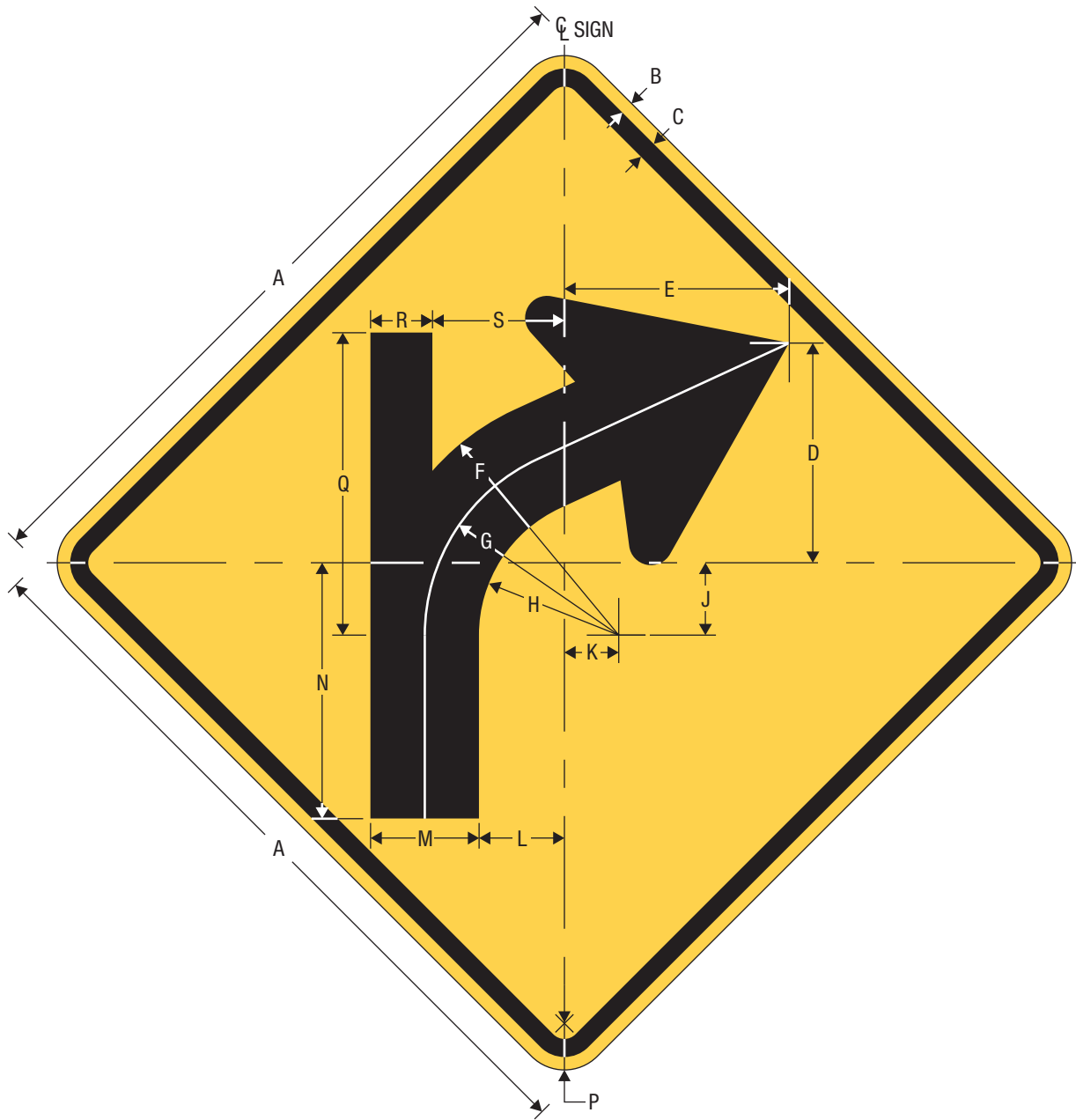


W1-10a

COMBINATION HORIZONTAL ALIGNMENT (CURVE)/CROSS ROAD

A	B	C	D	E	F	G	H	J	K	L	M	N	P
36	0.625	0.875	10.625	10.875	12	9.375	6.75	3.5	2.625	4.125	5.25	12.375	5.5
48	0.75	1.25	14.167	14.5	16	12.5	9	4.667	3.5	5.5	7	16.5	7.333
Q	R	S	T	U									
3.875	3	6	2.25	1.875									
5.167	4	8	3	2.5									

COLORS: LEGEND, BORDER — BLACK
BACKGROUND — YELLOW (RETROREFLECTIVE)



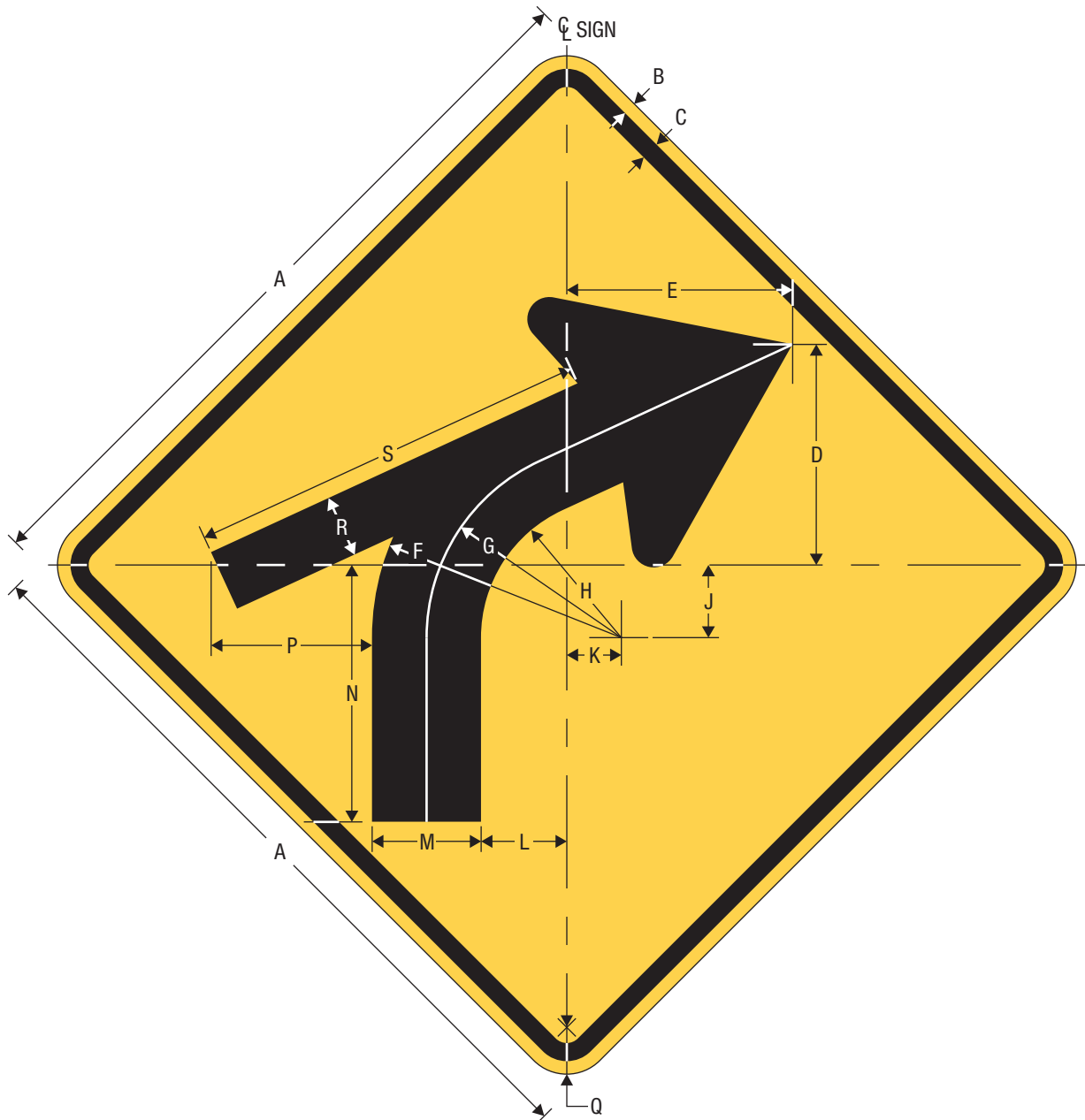
W1-10b

COMBINATION HORIZONTAL ALIGNMENT (CURVE)/FORK

A	B	C	D	E	F	G	H	J	K	L	M	N	P
36	0.625	0.875	10.625	10.875	12	9.375	6.75	3.5	2.625	4.125	5.25	12.375	2.25
48	0.75	1.25	14.167	14.5	16	12.5	9	4.667	3.5	5.5	7	16.5	3

Q	R	S
14.625	3	6.375
19.5	4	8.5

COLORS: LEGEND, BORDER — BLACK
 BACKGROUND — YELLOW (RETROREFLECTIVE)



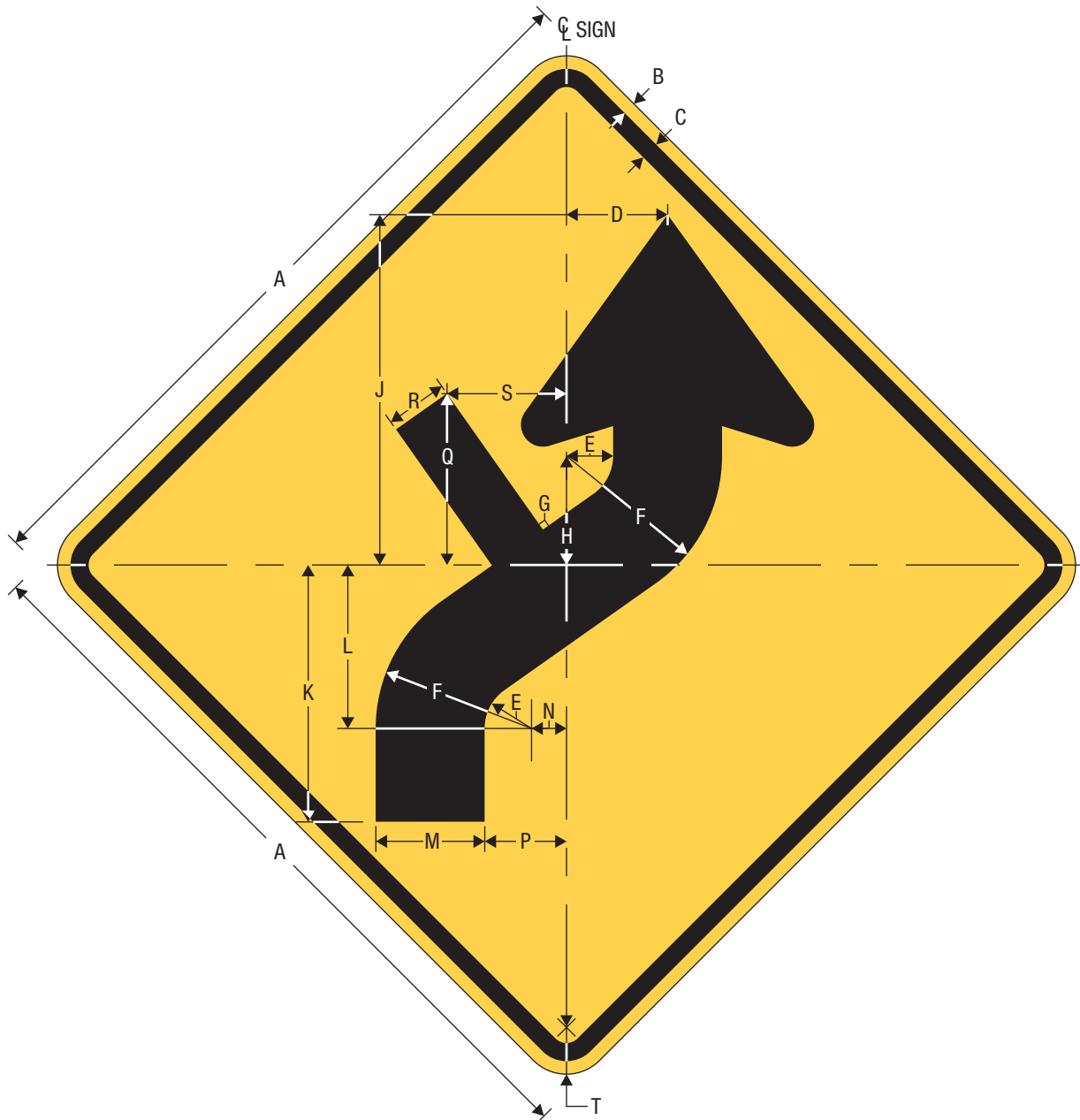
W1-10c

COMBINATION HORIZONTAL ALIGNMENT (CURVE)/SKEWED SIDE ROAD

A	B	C	D	E	F	G	H	J	K	L	M	N	P
36	0.625	0.875	10.625	10.875	12	9.375	6.75	3.5	2.625	4.125	5.25	12.375	7.75
48	0.75	1.25	14.167	14.5	16	12.5	9	4.667	3.5	5.5	7	16.5	10.333

Q	R	S
2.25	3	19.431
3	4	25.908

COLORS: LEGEND, BORDER — BLACK
 BACKGROUND — YELLOW (RETROREFLECTIVE)

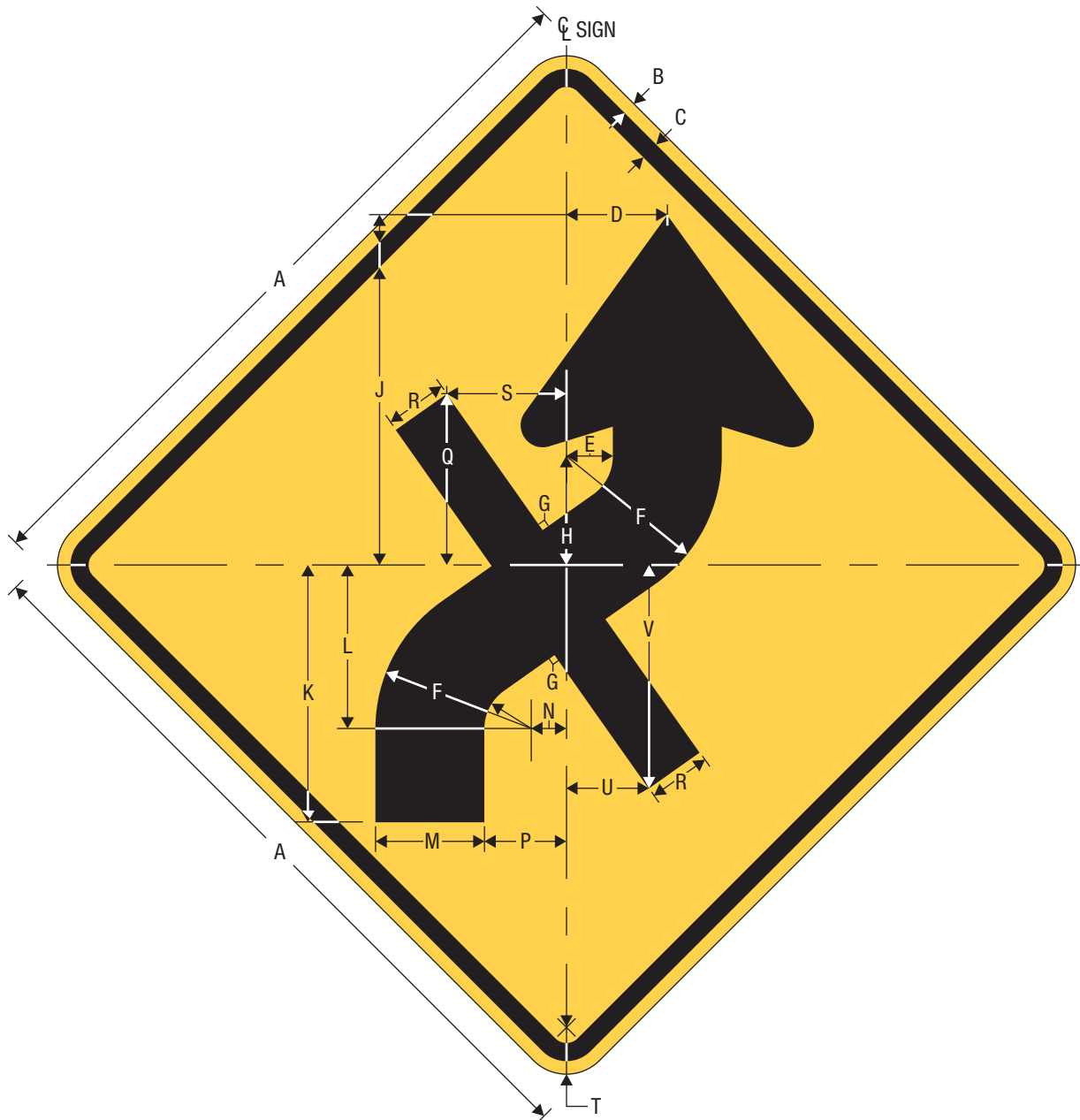


W1-10d

COMBINATION HORIZONTAL ALIGNMENT (REVERSE CURVE)/SIDE ROAD

A	B	C	D	E	F	G	H	J	K	L	M	N	P
36	0.625	0.875	4.875	2.25	7.5	90°	5.25	16.875	12.375	7.875	5.25	1.688	3.938
48	0.75	1.25	6.5	3	10	90°	7	22.5	16.5	10.5	7	2.25	5.25
Q	R	S	T										
8.25	3	5.757	2.25										
11	4	7.676	3										

COLORS: LEGEND, BORDER — BLACK
 BACKGROUND — YELLOW (RETROREFLECTIVE)

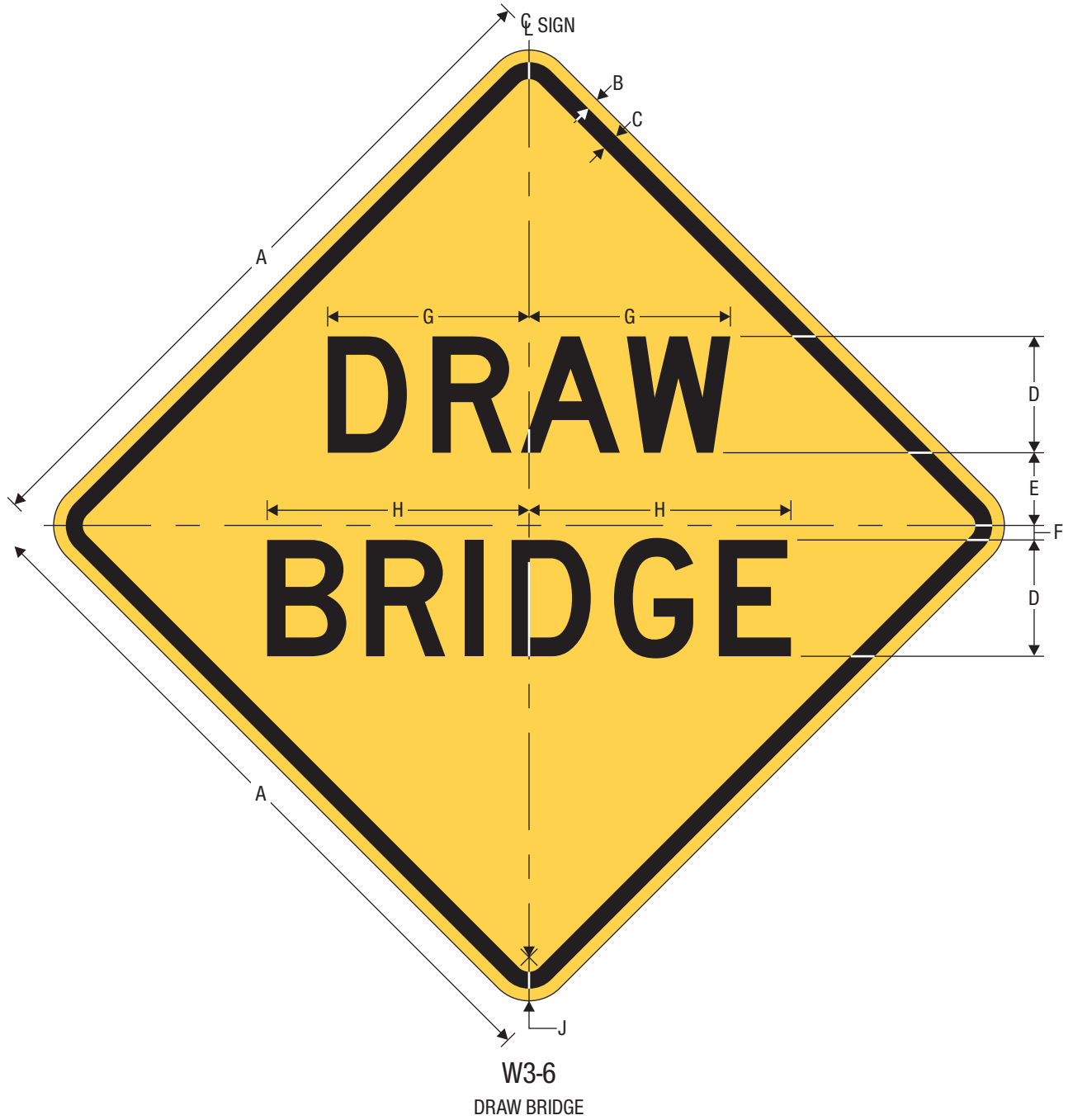


W1-10e

COMBINATION HORIZONTAL ALIGNMENT (REVERSE CURVE)/CROSS ROAD

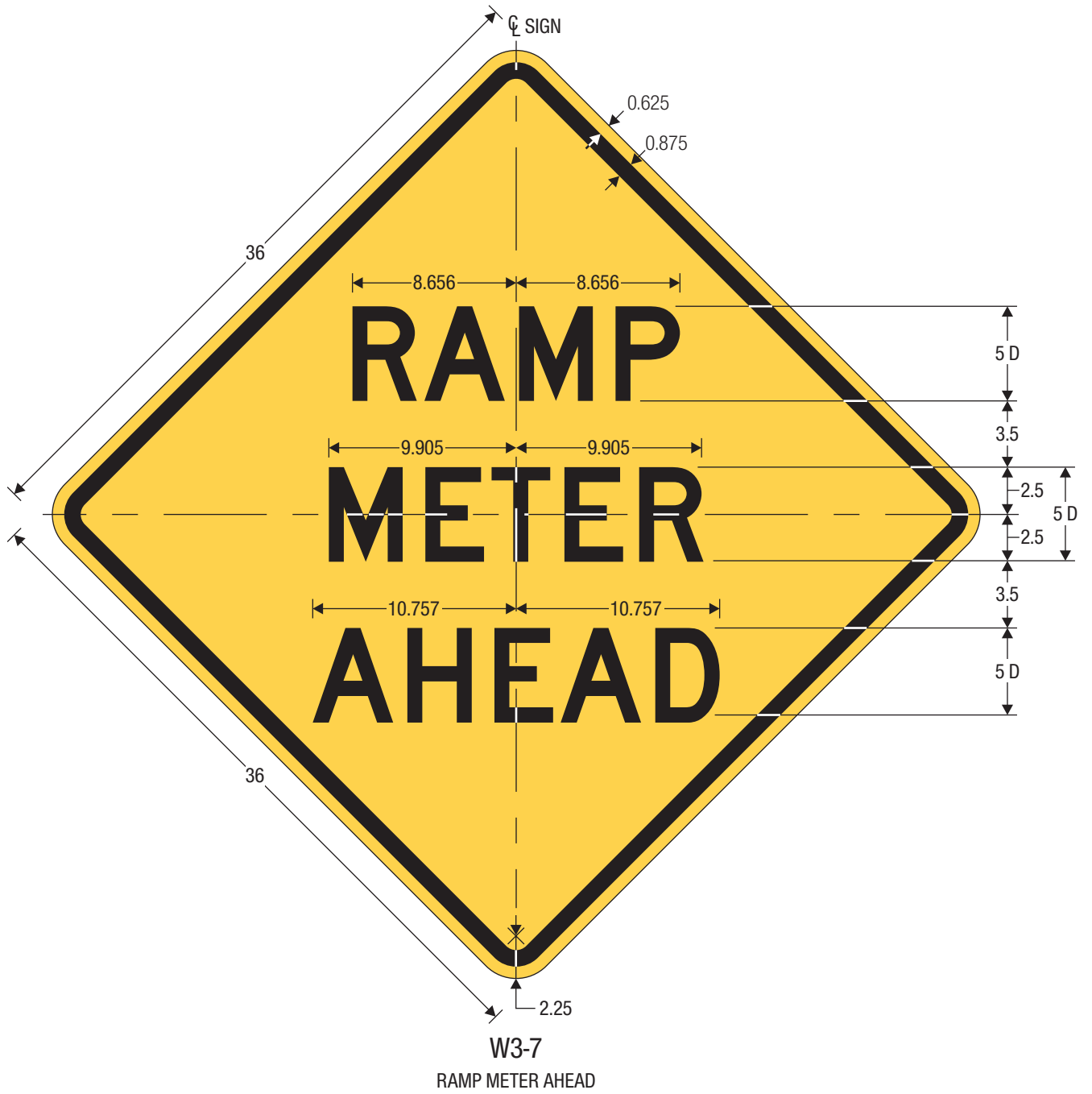
A	B	C	D	E	F	G	H	J	K	L	M	N	P
36	0.625	0.875	4.875	2.25	7.5	90°	5.25	16.875	12.375	7.875	5.25	1.688	3.938
48	0.75	1.25	6.5	3	10	90°	7	22.5	16.5	10.5	7	2.25	5.25
Q	R	S	T	U	V								
8.25	3	5.757	2.25	3.981	10.75								
11	4	7.676	3	5.308	14.333								

COLORS: LEGEND, BORDER — BLACK
 BACKGROUND — YELLOW (RETROREFLECTIVE)

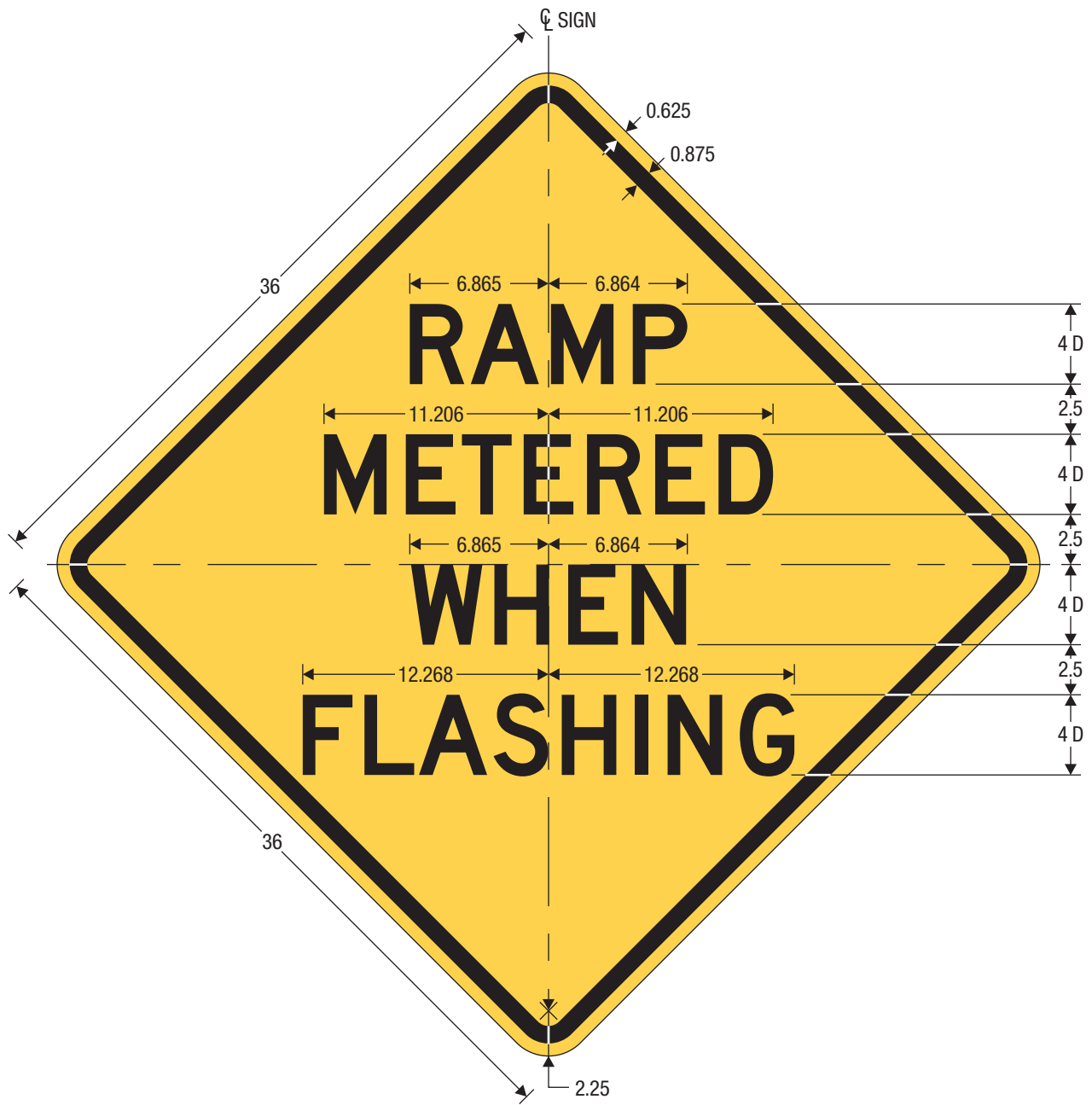


A	B	C	D	E	F	G	H	J
36	0.625	0.875	6 D	3.75	0.75	10.388	13.51	2.25
48	0.75	1.25	8 D	4.5	1.5	13.85	18.013	3
60	0.75	1.25	10 D	5.25	2.25	17.313	22.517	3

COLORS: LEGEND, BORDER — BLACK
BACKGROUND — YELLOW (RETROREFLECTIVE)



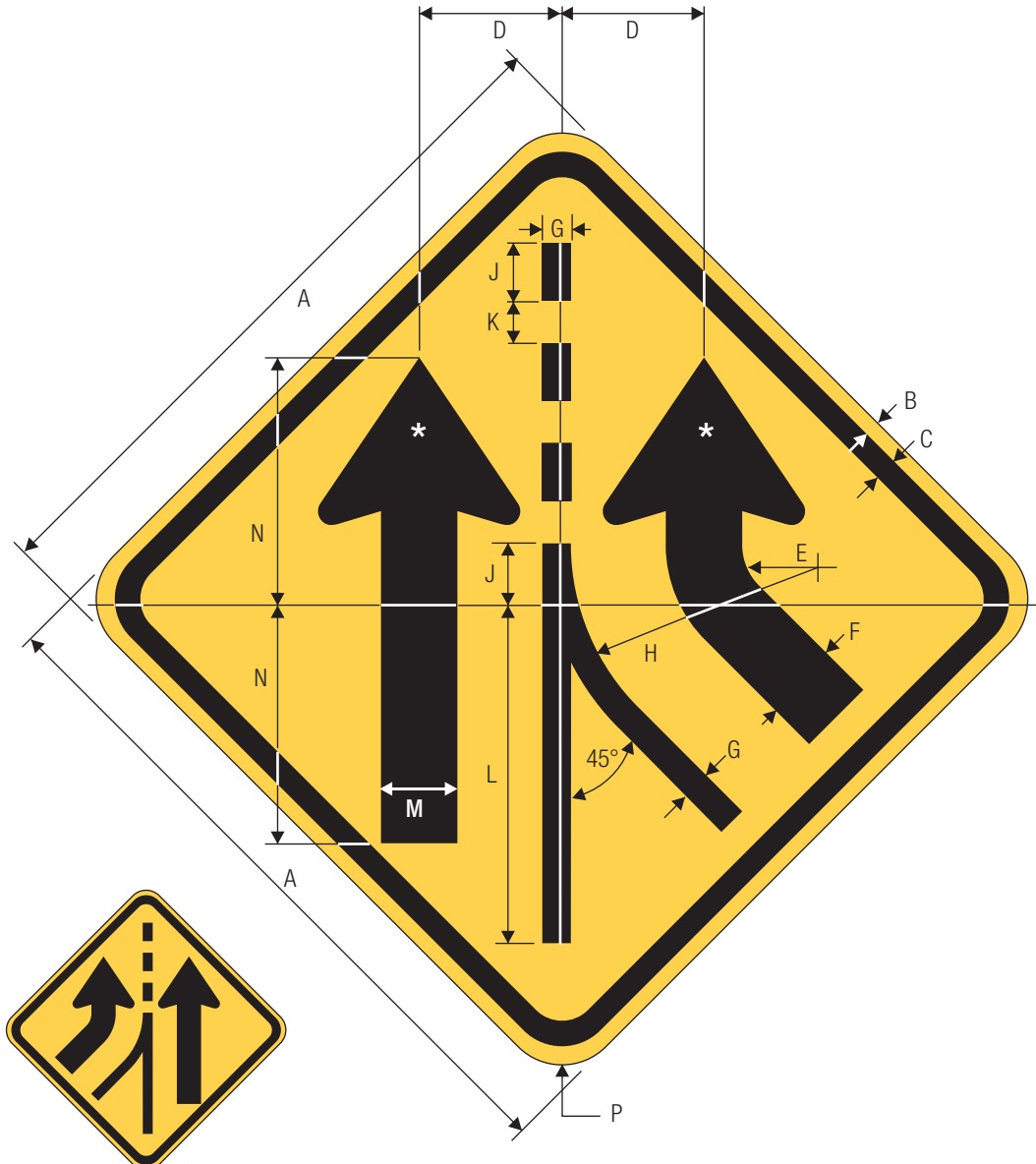
COLORS: LEGEND, BORDER — BLACK
BACKGROUND — YELLOW (RETROREFLECTIVE)



W3-8

RAMP METERED WHEN FLASHING

COLORS: LEGEND, BORDER — BLACK
BACKGROUND — YELLOW (RETROREFLECTIVE)



W4-3L

W4-3R
ADDED LANE

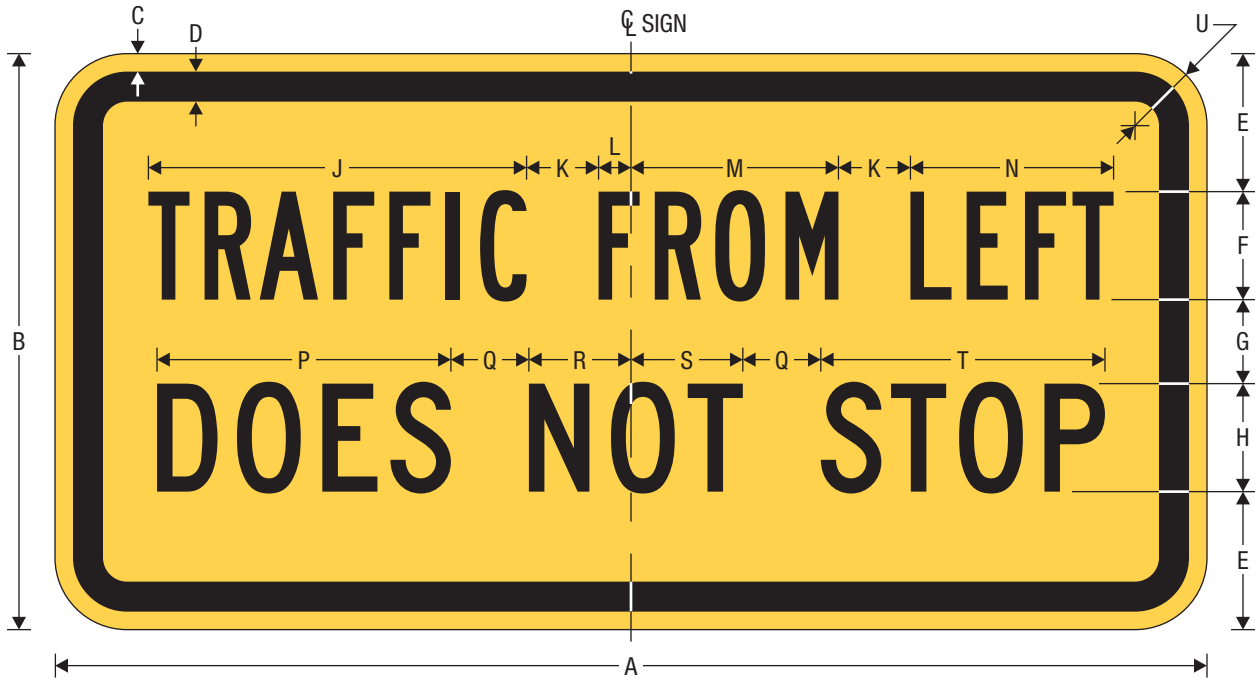
*See page 6-2 for arrow design.

A	B	C	D	E	F	G	H	J	K	L	M
30	0.5	0.75	6.25	2.5	3.438	1.25	9.844	2.5	1.875	15	3.438
36	.625	.825	7.5	3	4.125	1.5	11.813	3	2.25	18	4.125
48	.75	1.25	10	4	5.5	2	15.75	4	3	24	5.5

N	P
14.167	1.875
12.75	2.25
17	3

WARNING SIGN
 COLORS: LEGEND, BORDER – BLACK
 BACKGROUND – YELLOW (RETROREFLECTIVE)

TTC SIGN
 COLORS: LEGEND, BORDER – BLACK
 BACKGROUND – ORANGE (RETROREFLECTIVE)



W4-4aP

TRAFFIC FROM LEFT (RIGHT) DOES NOT STOP (PLAQUE)



* Reduce character spacing 25%.

A	B	C	D	E	F	G	H	J	K	L	M	N
24	12	0.375	0.625	2.875	2.25 B	1.75	2.25 C	7.878	1.5	0.676	4.321	4.232
36	18	0.375	.0625	4	3.5 B	3	3.5 C	12.255	2.5	1.051	6.723	6.584
48	24	0.625	0.75	5.75	4.5 B	3.5	4.5 C	15.757	3	1.352	8.643	8.465

P	Q	R	S	T	U	V	W	X	Y	Z
6.122	1.625	2.128	2.329	5.920	1.5	2.25 B*	7.412	1.264	3.475	5.2
9.524	2.5	3.309	3.624	9.209	1.5	3.5 B*	11.529	1.965	5.406	8.089
12.245	3.25	4.254	4.659	11.840	1.875	4.5 B*	14.823	2.527	6.950	10.4

COLORS: LEGEND, BORDER — BLACK
BACKGROUND — YELLOW (RETROREFLECTIVE)



W4-4bP

ONCOMING TRAFFIC DOES NOT STOP (PLAQUE)

A	B	C	D	E	F	G	H	J	K	L	M	N
24	12	0.375	0.625	2.875	2.25 B	1.75	2.25 C	9.889	0.510	1.5	7.878	6.122
36	18	0.375	0.625	4	3.5 B	3	3.5 C	15.466	0.710	2.5	12.255	9.524
48	24	0.625	0.75	5.75	4.5 B	3.5	4.5 C	19.777	1.021	3	15.757	12.245

P	Q	R	S	T
1.625	2.127	2.330	5.920	1.5
2.5	3.309	3.624	9.209	1.5
3.25	4.254	4.659	11.840	1.875

COLORS: LEGEND, BORDER — BLACK
 BACKGROUND — YELLOW (RETROREFLECTIVE)



W4-5P
 NO MERGE AREA (PLAQUE)

* Reduce character spacing 20%.

A	B	C	D	E	F	G	H	J	K	L	M
18	24	0.375	0.625	3.5	4 C	2.5	4 C*	2.701	6.787	5.502	1.5
24	30	0.375	0.625	4.25	5 C	3.25	5 C	3.377	8.854	6.878	1.5

COLORS: LEGEND, BORDER — BLACK
 BACKGROUND — YELLOW (RETROREFLECTIVE)



W5-2
NARROW BRIDGE

*Reduce spacing 20%.

A	B	C	D	E	F	G	H	J
18	.375	.625	3 D	.375	1.5	7.844	6.531	1.5
30	.5	.75	5 D	.5	2.5	13.063	10.875	1.875
36	.625	.875	6 D	.75	3	15.688	13.063	2.25
48	.75	1.25	8 D	.5	4	20.875	17.375	3

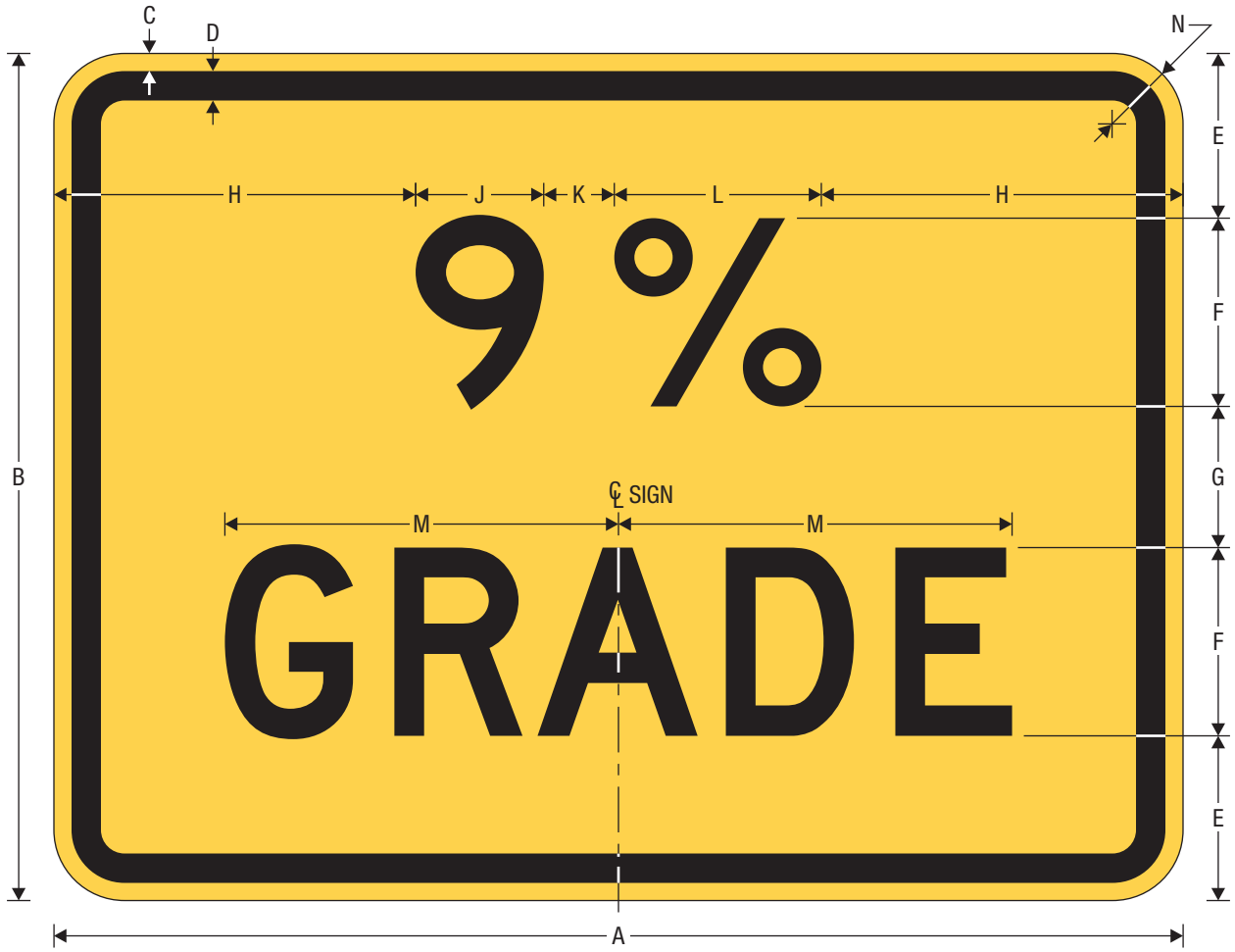
WARNING SIGN
 COLORS: LEGEND, BORDER — BLACK
 BACKGROUND — YELLOW (RETROREFLECTIVE)

TTC SIGN
 COLORS: LEGEND, BORDER — BLACK
 BACKGROUND — ORANGE (RETROREFLECTIVE)



W5-4a
PATH NARROWS

COLORS: LEGEND, BORDER — BLACK
BACKGROUND — YELLOW (RETROREFLECTIVE)



W7-3P
 GRADE (PLAQUE)

A	B	C	D	E	F	G	H	J	K	L	M	N
24	18	0.375	0.625	3.5	4 D	3	VAR	VAR	1.5	4.40	8.366	1.5
30	24	0.375	0.625	5	5 D	4	VAR	VAR	1.875	5.50	10.458	1.5

COLORS: LEGEND, BORDER — BLACK
 BACKGROUND — YELLOW (RETROREFLECTIVE)



W7-3aP
 NEXT XX MILES (PLAQUE)

A	B	C	D	E	F	G	H	J	K	L	M	N
24	18	0.375	0.625	3.5	4 C	3	5.082	VAR	VAR	3	12.325	1.5
30	24	0.375	0.625	5	5 C	4	6.353	VAR	VAR	4	15.406	1.5
36	30	0.5	0.75	6.5	6 C	5	7.623	VAR	VAR	5	18.488	1.875

COLORS: LEGEND, BORDER — BLACK
 BACKGROUND — YELLOW (RETROREFLECTIVE)



W8-3
PAVEMENT ENDS

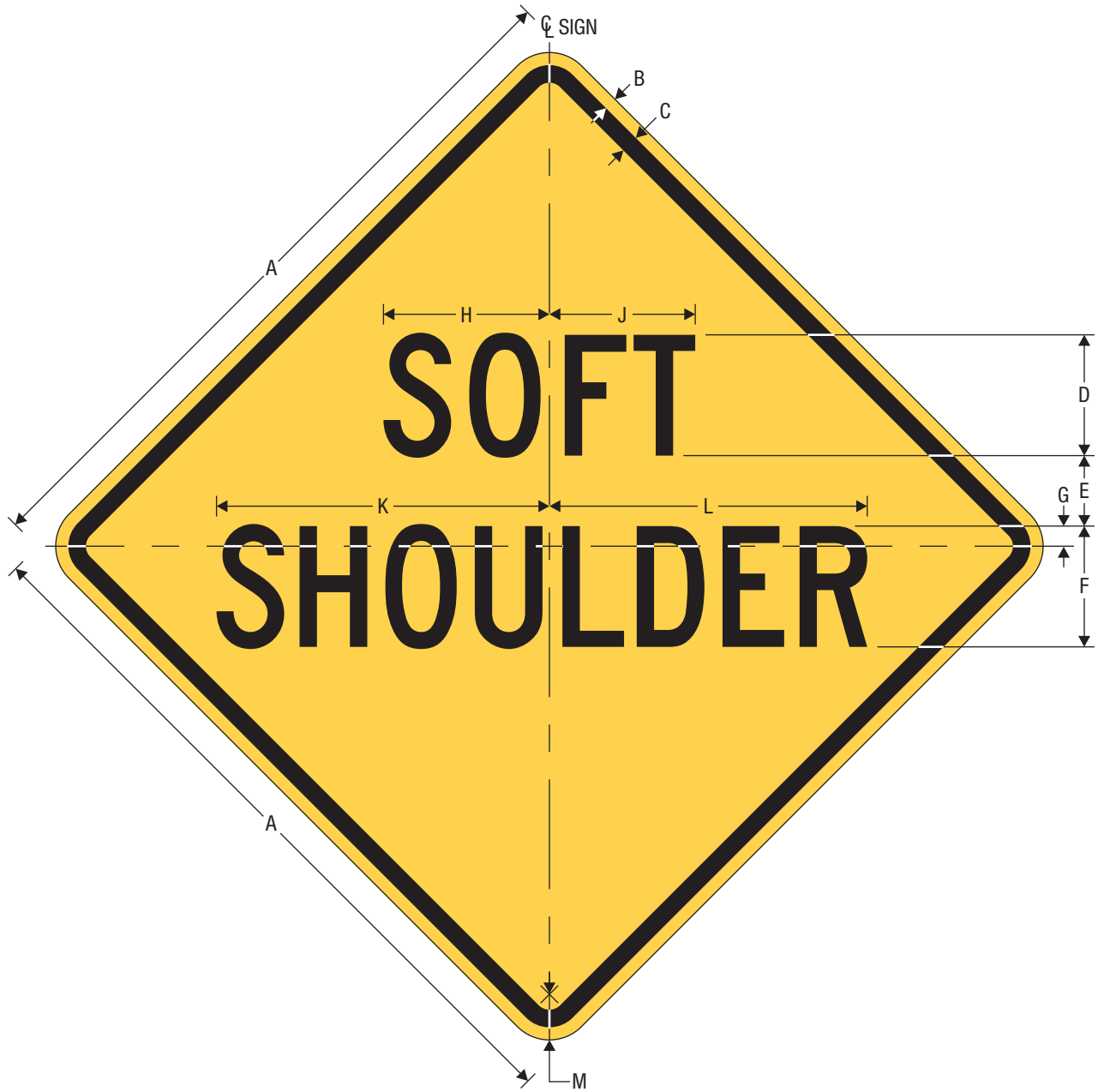
A	B	C	D	E	F	G	H	J	K
18	0.375	0.625	3 C	1.75	0.5	8.375	3.938	4.125	1.5
30	0.5	0.75	5 C	3	0.75	13.938	6.625	6.875	1.875
36	0.625	0.875	6 C	3.5	1	16.75	7.875	8.25	2.25
48	0.75	1.25	8 C	5	1	22.376	10.626	10.876	3

WARNING SIGN

COLORS: LEGEND, BORDER — BLACK
BACKGROUND — YELLOW (RETROREFLECTIVE)

TTC SIGN

COLORS: LEGEND, BORDER — BLACK
BACKGROUND — ORANGE (RETROREFLECTIVE)



W8-4
SOFT SHOULDER

* Reduce character spacing 25%.

A	B	C	D	E	F	G	H	J	K	L	M
18	0.375	0.625	3 C	1.75	3 C*	0.625	4.184	3.559	8.268	7.893	1.5
24	0.375	0.625	4 C	2.5	4 C*	0.5	5.537	4.787	11.024	10.524	1.5
30	0.5	0.75	5 C	3	5 C*	0.75	6.89	6.015	13.78	13.155	1.875
36	0.625	.875	6 C	3.5	6 C*	1	8.243	7.243	16.536	15.786	2.25
48	0.75	1.25	8 C	5	8 C*	1.25	10.949	9.699	22.048	21.048	3

WARNING SIGN

COLORS: LEGEND, BORDER — BLACK
BACKGROUND — YELLOW (RETROREFLECTIVE)

TTC SIGN

COLORS: LEGEND, BORDER — BLACK
BACKGROUND — ORANGE (RETROREFLECTIVE)



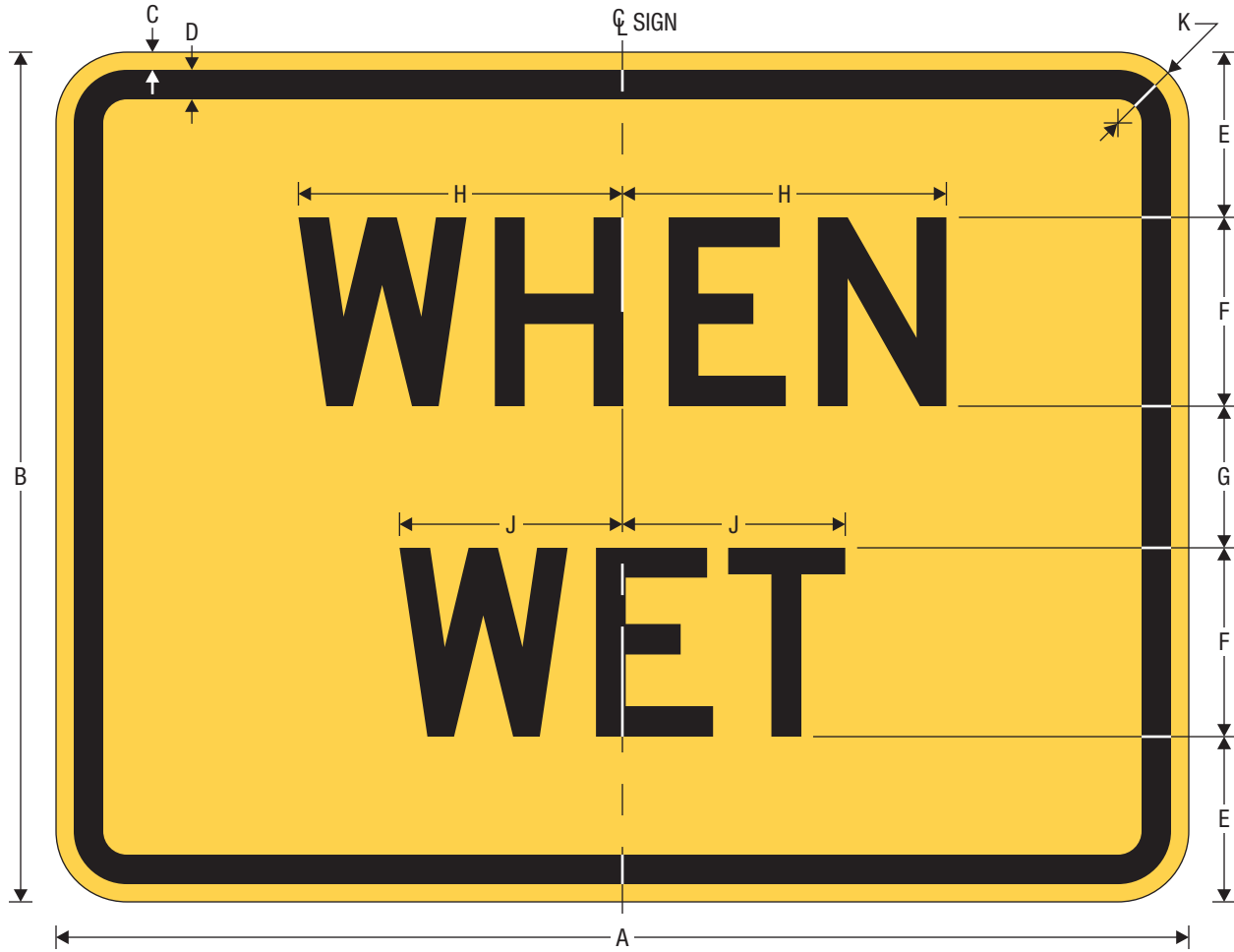
W8-5
SLIPPERY WHEN WET

* See page 6-23 for symbol design.

A	B	C	D	E	F	G
24	0.375	0.625	9	9.352	6.699	1.5
30	0.5	0.75	11.25	11.690	8.373	1.875
36	0.625	0.875	13.5	14.028	10.048	2.25
48	0.75	1.25	18	18.704	13.397	3

WARNING SIGN
COLORS: LEGEND, BORDER — BLACK
 BACKGROUND — YELLOW (RETROREFLECTIVE)

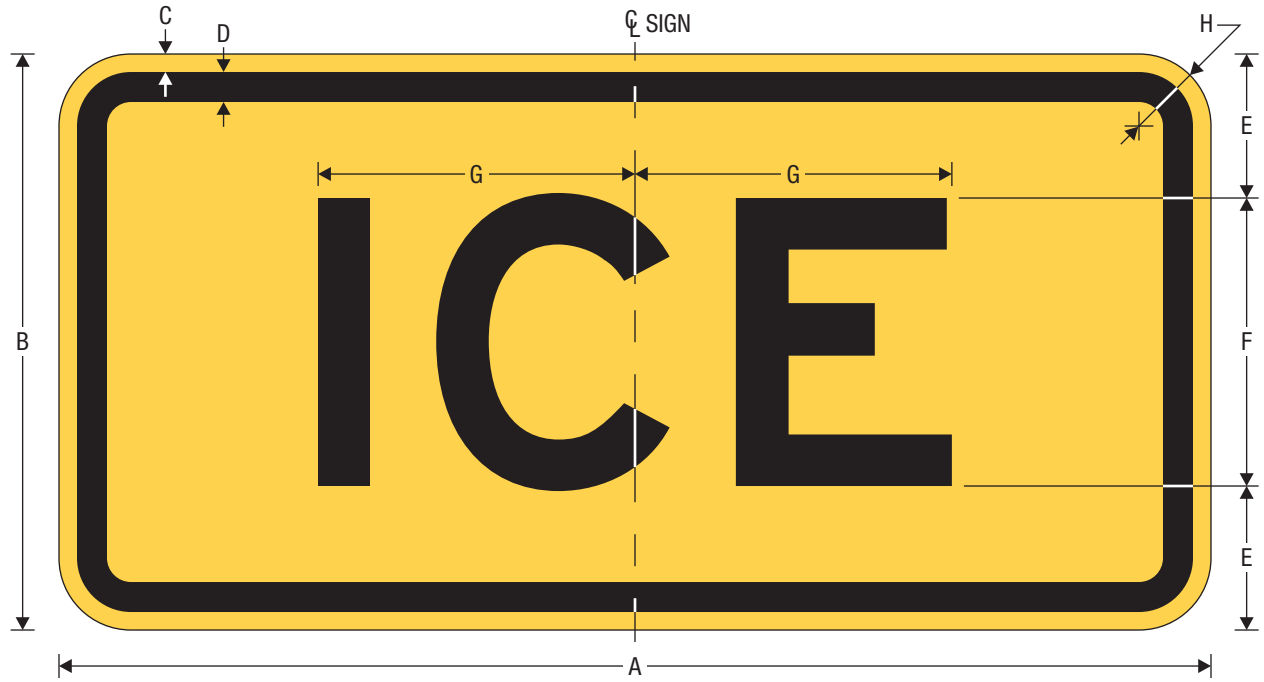
TTC SIGN
COLORS: LEGEND, BORDER — BLACK
 BACKGROUND — ORANGE (RETROREFLECTIVE)



W8-5P
 WHEN WET (PLAQUE)

A	B	C	D	E	F	G	H	J	K
24	18	0.375	0.625	3.5	4 D	3	6.865	4.722	1.5
30	24	0.375	0.625	4.25	6 D	3.5	10.297	7.083	1.5
36	30	0.5	0.75	5.75	7 D	4.5	12.013	8.264	1.875

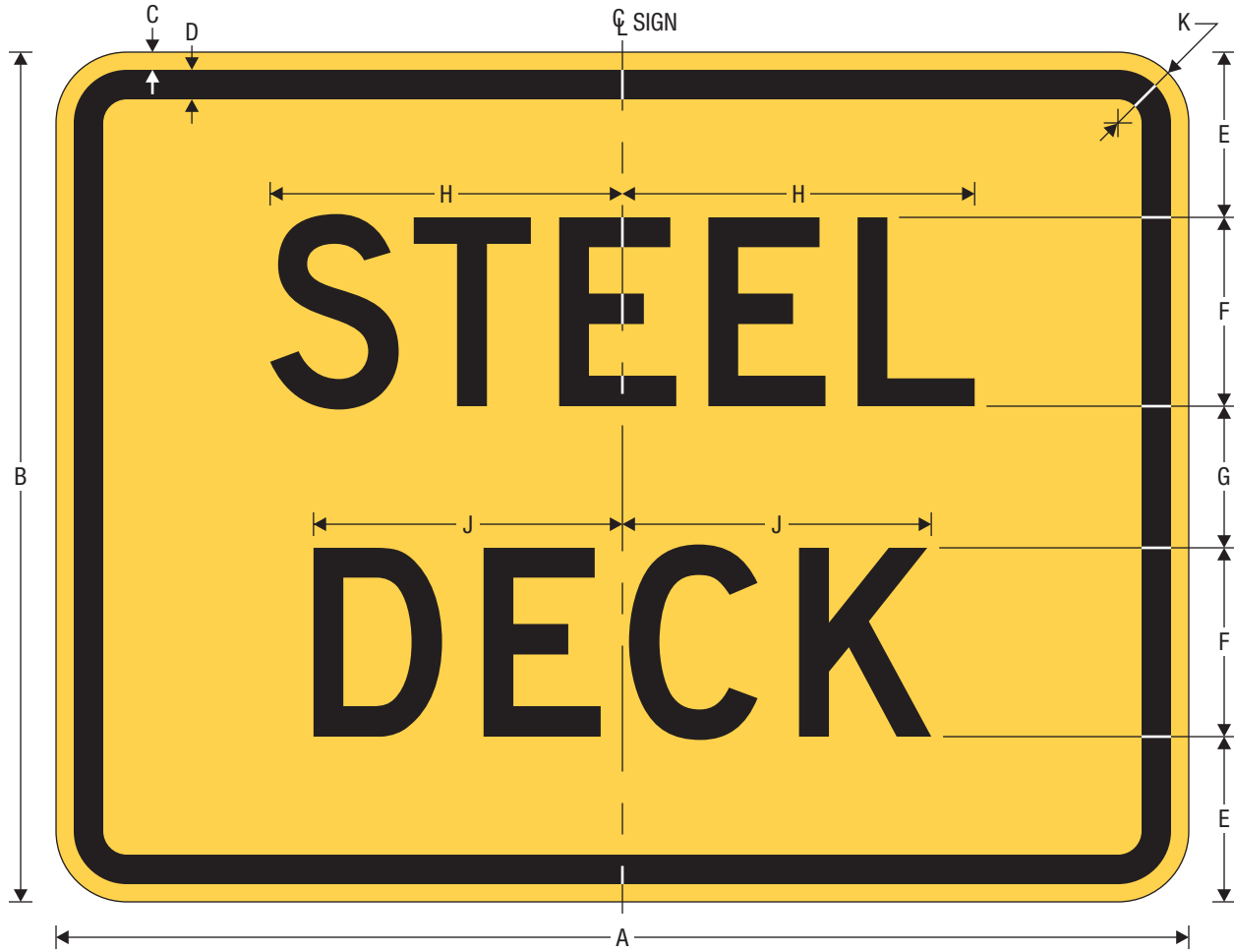
COLORS: LEGEND, BORDER — BLACK
 BACKGROUND — YELLOW (RETROREFLECTIVE)



W8-5aP
 ICE

A	B	C	D	E	F	G	H
24	12	0.375	0.625	3	6 E	6.602	1.5
30	18	0.375	0.625	5	8 E	8.802	1.5

COLORS: LEGEND, BORDER — BLACK
 BACKGROUND — YELLOW (RETROREFLECTIVE)



W8-5bP
 STEEL DECK

A	B	C	D	E	F	G	H	J	K
24	18	0.375	0.625	3.5	4 D	3	7.464	6.545	1.5
30	24	0.375	0.625	5	5 D	4	9.330	8.181	1.5
36	30	0.5	0.75	5.75	7 D	4.5	13.061	11.453	1.875

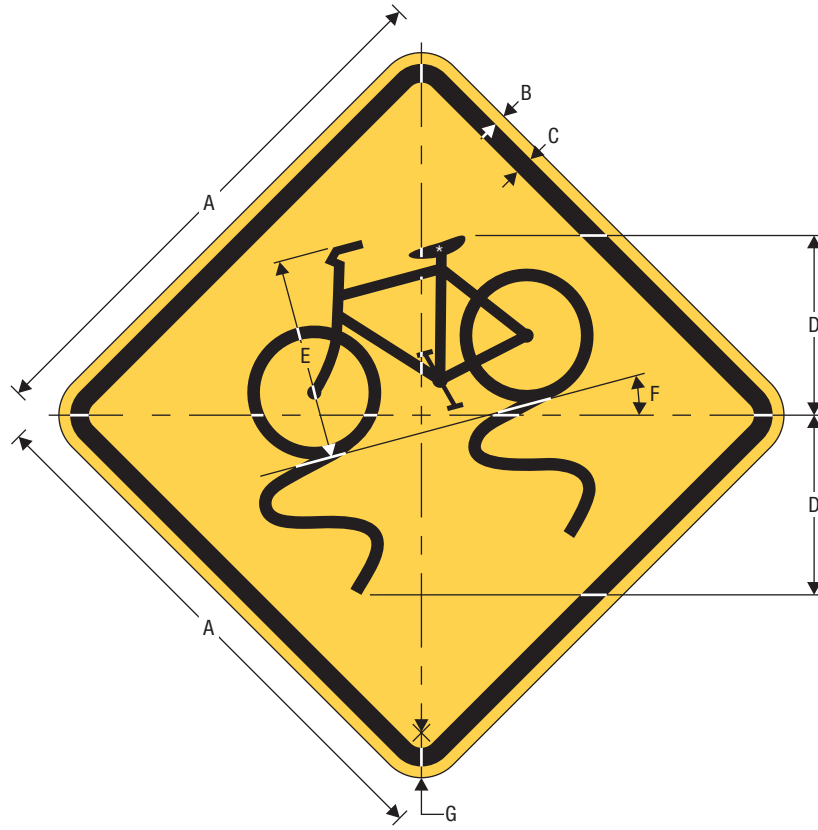
COLORS: LEGEND, BORDER — BLACK
 BACKGROUND — YELLOW (RETROREFLECTIVE)



W8-5cP
 EXCESS OIL (PLAQUE)

A	B	C	D	E	F	G	H	K	M
24	18	0.375	0.625	3.5	4 D	3	9.267	3.902	1.5
30	24	0.375	0.625	5	5 D	4	11.584	4.877	1.5
36	30	0.5	0.75	6.5	6 D	5	13.901	5.852	1.875

COLORS: LEGEND, BORDER — BLACK
 BACKGROUND — YELLOW (RETROREFLECTIVE)



W8-10

BICYCLE SURFACE CONDITION

A	B	C	D	E	F	G
18	0.375	0.625	6	6.75	15°	1.5
30	0.5	0.75	10	11.25	15°	1.875

* See page 6-7 for symbol design.



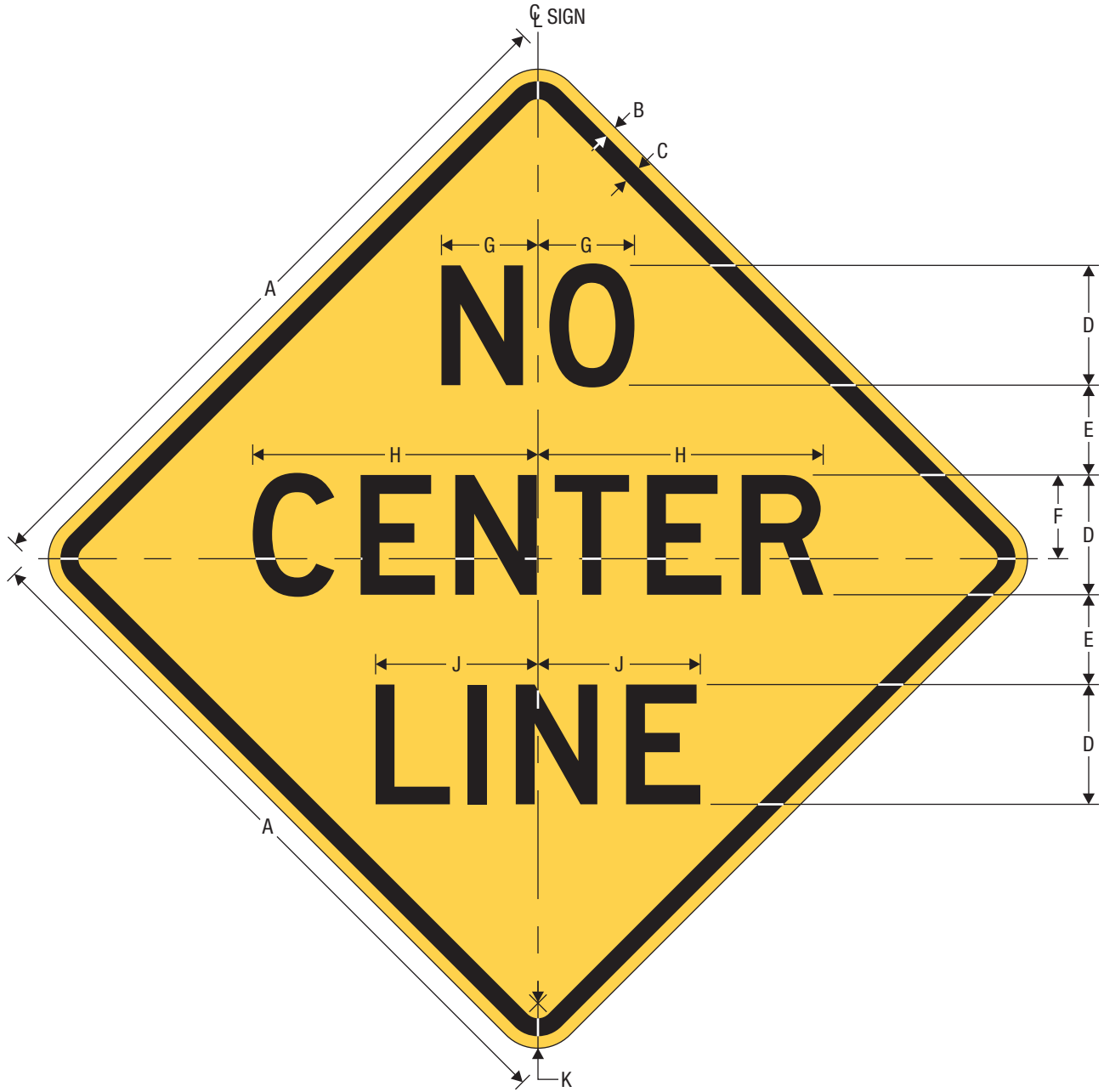
W8-10P

SLIPPERY WHEN WET (PLAQUE)

** Reduce character spacing 50%.

H	J	K	L	M	N	P	Q	R	S	T	U	V
12	9	0.375	0.375	2	2 C	1.5	1.5 C	5	5.25	4.625	4.25	1.5
24	18	0.375	0.625	4	4 C	3	3 C	10	10.375	9	8.625	1.5

COLORS: LEGEND, BORDER — BLACK
BACKGROUND — YELLOW (RETROREFLECTIVE)



W8-12
NO CENTER LINE

A	B	C	D	E	F	G	H	J	K
30	0.5	0.75	5 D	3.75	3.5	4.028	11.908	6.778	1.875
36	0.625	0.875	6 D	4.5	4	4.834	14.289	8.134	2.25
48	0.75	1.25	8 D	6	5.75	6.445	19.052	10.845	3

WARNING SIGN
 COLORS: LEGEND, BORDER — BLACK
 BACKGROUND — YELLOW (RETROREFLECTIVE)

TTC SIGN
 COLORS: LEGEND, BORDER — BLACK
 BACKGROUND — ORANGE (RETROREFLECTIVE)



W8-13
BRIDGE ICES BEFORE ROAD

- * Reduce character spacing 40%.
- ** Reduce character spacing 50%.

A	B	C	D	E	F	G	H	J	K	L	M	N	P
24	0.375	0.625	4 C*	2	1.75	4 C**	6.911	8.123	2.5	2.002	12.624	5.194	1.5
36	0.625	0.875	5 C	3.75	2.5	5 C	9.578	11.454	4	2.452	17.906	6.903	2.25
48	0.75	1.25	7 C	5.25	3.5	7 C	13.41	16.035	5	3.868	24.633	9.664	3

COLORS: LEGEND, BORDER — BLACK
BACKGROUND — YELLOW (RETROREFLECTIVE)



W8-14
 FALLEN ROCKS

A	B	C	D	E	F	G	H	J	K
24	0.375	0.625	4 D	1	2	9.385	7.997	8.496	1.5
30	0.5	0.75	5 D	1.125	2.5	11.731	10.058	10.558	1.875
36	0.625	0.875	6 D	1.5	3	14.077	12.120	12.620	2.25
48	0.75	1.25	8 D	2	4	18.769	15.993	16.993	3

COLORS: LEGEND, BORDER — BLACK
 BACKGROUND — YELLOW (RETROREFLECTIVE)

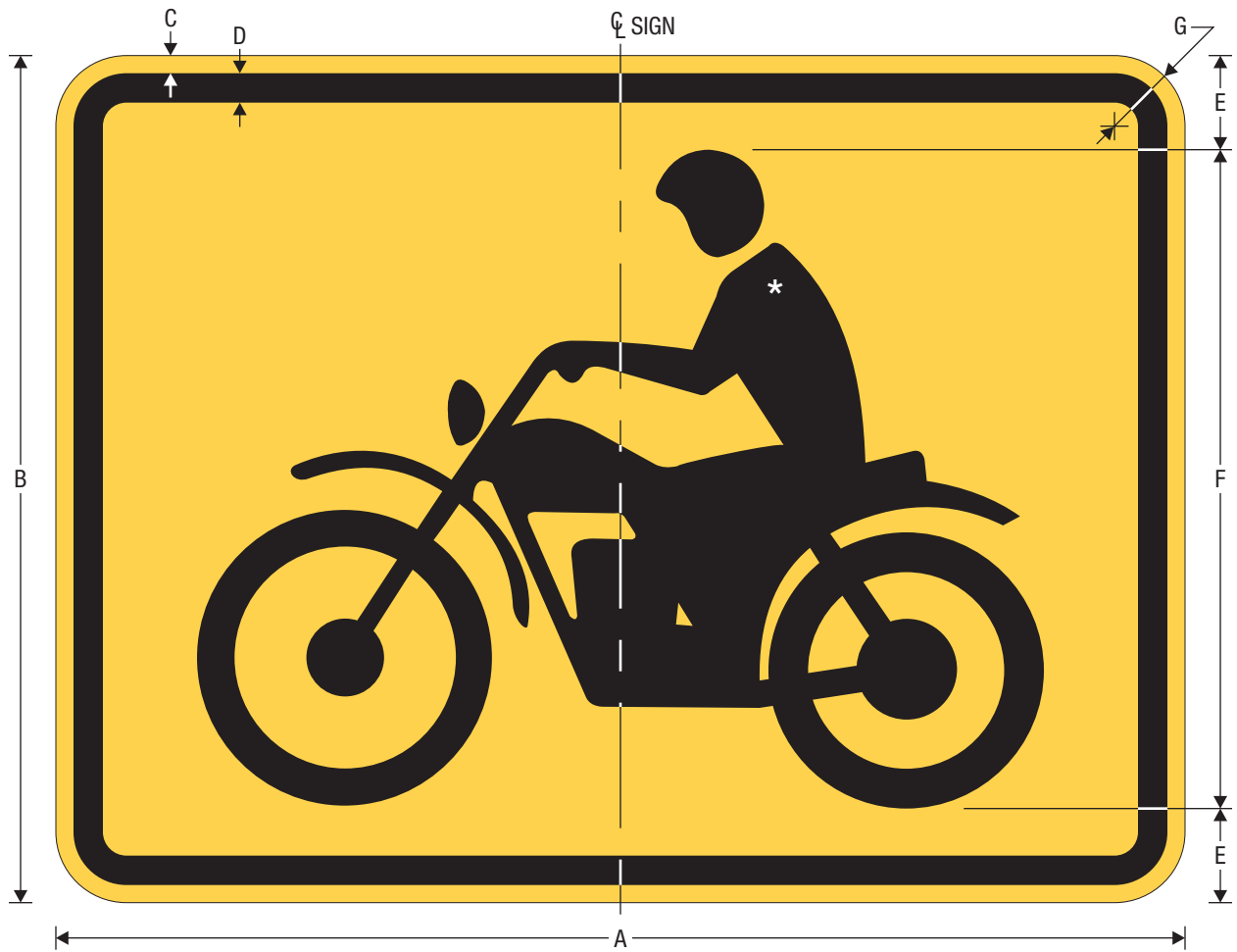


W8-15
 GROOVED PAVEMENT

* Reduce character spacing 20%.

A	B	C	D	E	F	G	H	J	K
24	0.375	0.625	4 C*	1.75	0.25	9.520	10.527	11.026	1.5
30	0.5	0.75	5 C*	2.25	0.25	11.900	13.222	13.721	1.875
36	0.625	0.875	6 C*	2.625	0.375	14.280	15.665	16.665	2.25
48	0.75	1.25	8 C*	3.5	0.5	19.039	21.053	22.053	3.0

COLORS: LEGEND, BORDER — BLACK
 BACKGROUND — YELLOW (RETROREFLECTIVE)

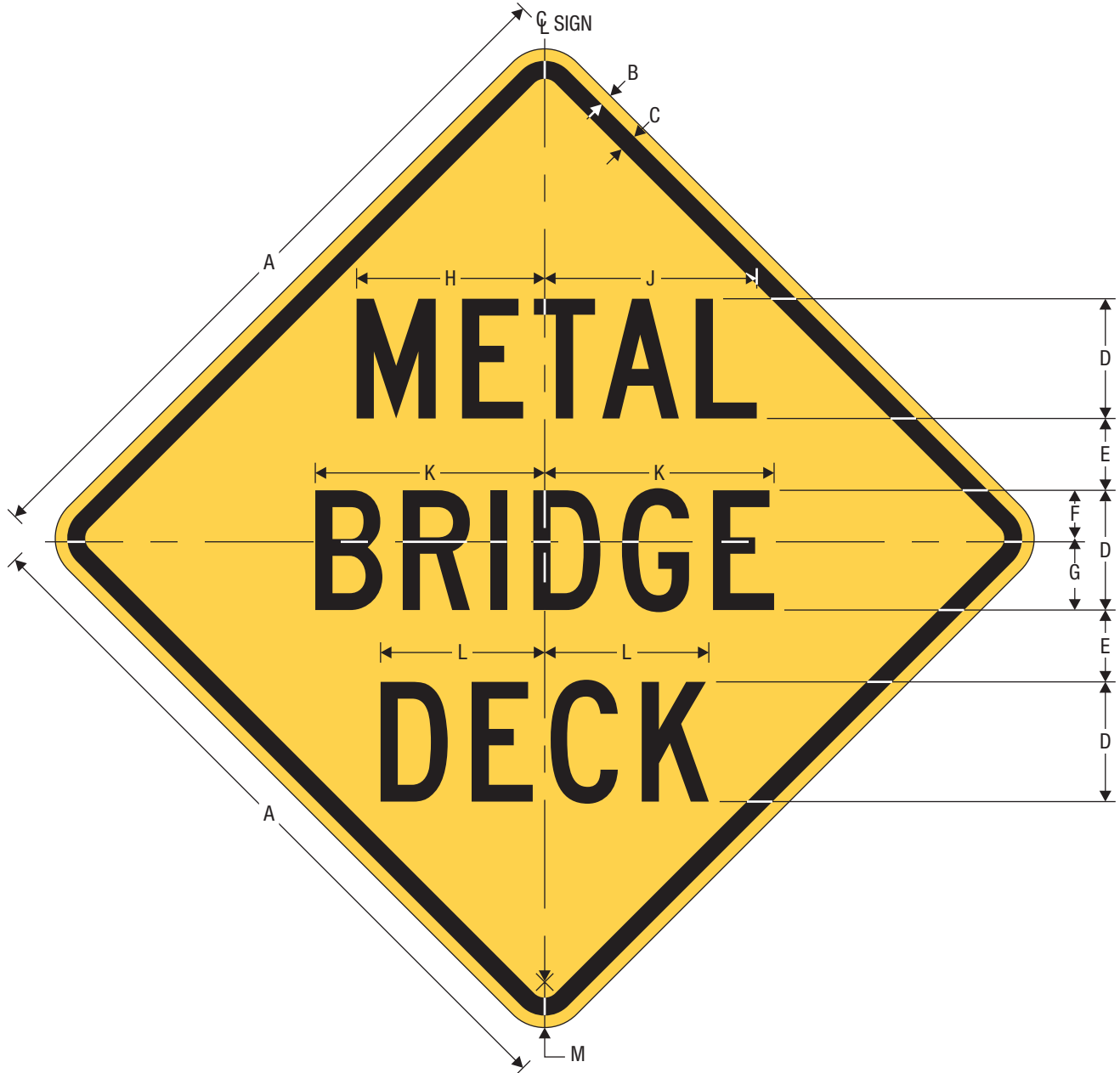


W8-15P
 MOTORCYCLE (PLAQUE)

* See page X-XX for symbol design.

A	B	C	D	E	F	G
24	18	0.375	0.625	2.0	14.0	1.5
30	24	0.375	0.625	3.25	17.5	1.5
36	30	0.5	0.75	4.5	21.0	1.875

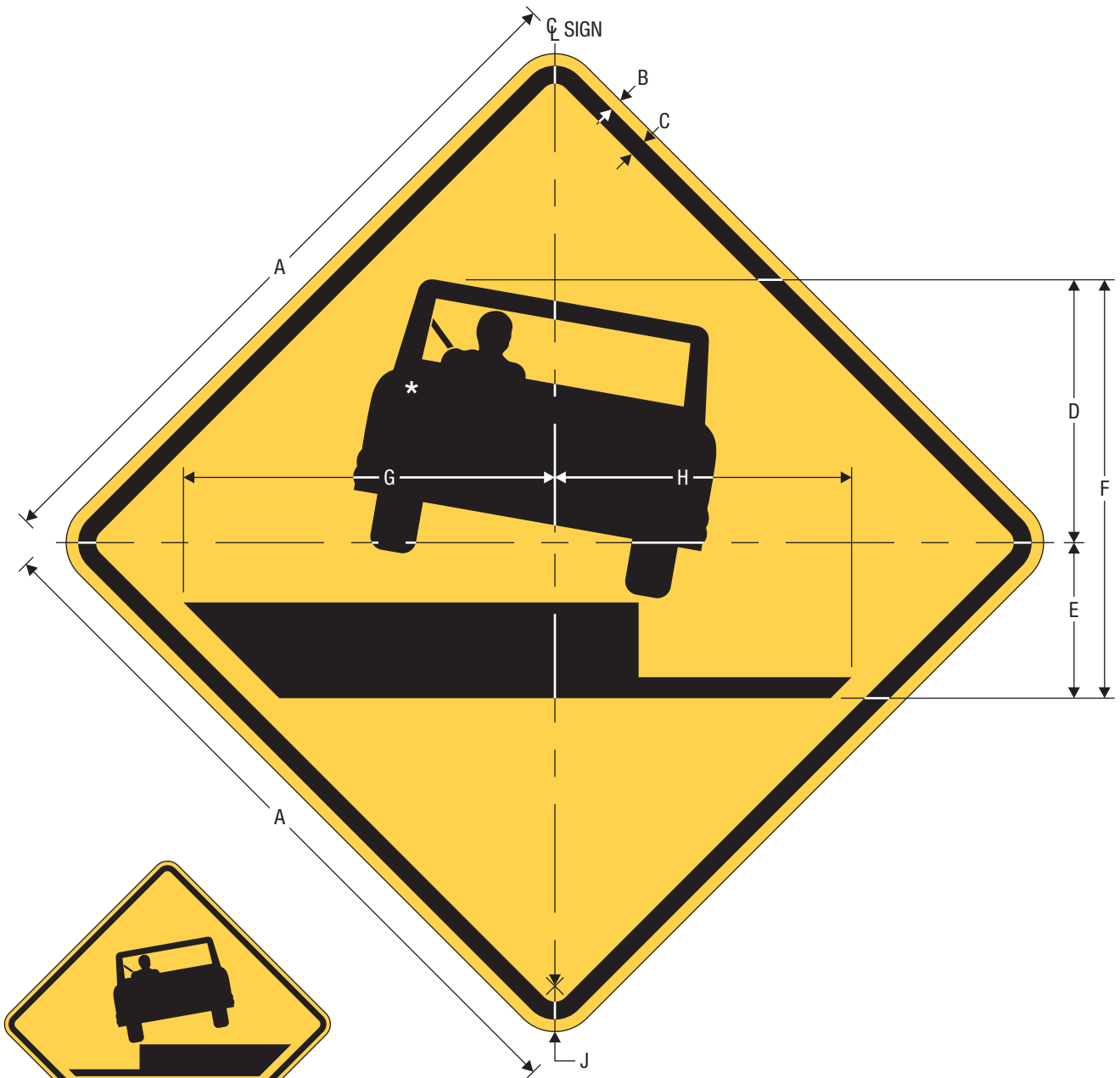
COLORS: LEGEND, BORDER — BLACK
 BACKGROUND — YELLOW (RETROREFLECTIVE)



W8-16
METAL BRIDGE DECK

A	B	C	D	E	F	G	H	J	K	L	M
24	0.375	0.625	4 C	2.5	1.5	2.5	6.308	7.058	7.663	5.482	1.5
30	0.5	0.75	5 C	3	2	3	7.854	8.854	9.578	6.853	1.875
36	0.625	0.875	6 C	3.75	2.25	3.75	9.462	10.587	11.494	8.223	2.25
48	0.75	1.25	8 C	5	3	5	12.616	14.116	15.325	10.964	3

COLORS: LEGEND, BORDER — BLACK
BACKGROUND — YELLOW (RETROREFLECTIVE)



W8-17R
 SHOULDER DROP-OFF

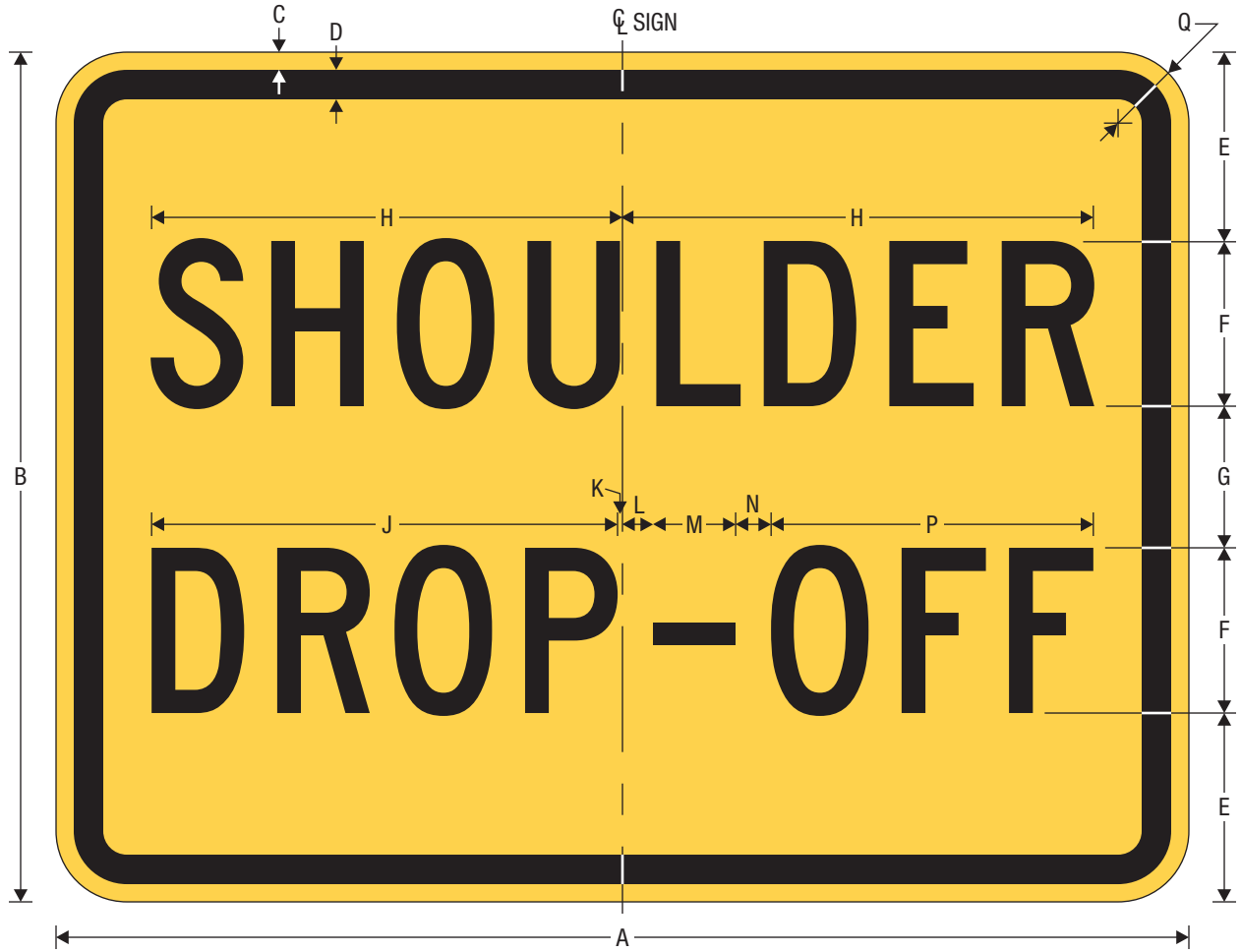


W8-17L

* See page X-XX for symbol design.

A	B	C	D	E	F	G	H	J
24	0.375	0.625	9	5	14	12.421	9.929	1.5
30	0.5	0.75	11	6.5	17.5	15.564	12.373	1.875
36	0.625	0.875	13.5	7.5	21	18.630	14.895	2.25
48	0.75	1.25	18	10	28	24.850	19.850	3

COLORS: LEGEND, BORDER — BLACK
 BACKGROUND — YELLOW (RETROREFLECTIVE)



W8-17P
 SHOULDER DROP-OFF (PLAQUE)

A	B	C	D	E	F	G	H	J	K	L	M	N	P	Q
24	18	0.375	0.625	4	3.5 C	3	9.996	9.874	0.103	0.647	1.75	0.75	6.827	1.5
30	24	0.375	0.625	6	4 C	4	11.424	11.284	0.260	0.740	2	1	7.803	1.5
36	30	0.5	0.75	7.5	5 C	5	14.280	14.105	0.075	0.925	2.5	1	9.754	1.875

COLORS: LEGEND, BORDER — BLACK
 BACKGROUND — YELLOW (RETROREFLECTIVE)



W8-18
 ROAD MAY FLOOD

A	B	C	D	E	F	G	H	J	K	L	M
24	0.375	0.625	4 C	2	2.5	1.5	5.522	4.282	6.553	7.053	1.5
36	0.625	0.875	6 C	3	4	2	8.283	6.423	9.954	10.454	2.25
48	0.75	1.25	8 C	4	5	3	11.044	8.564	13.105	14.105	3

COLORS: LEGEND, BORDER — BLACK
 BACKGROUND — YELLOW (RETROREFLECTIVE)



W8-21
 GUSTY WINDS AREA

A	B	C	D	E	F	G	H	J	K	L
24	0.375	0.625	4 C	2	1.5	2.5	6.703	6.623	5.502	1.5
36	0.625	0.875	6 C	3	2.25	3.75	10.054	9.934	8.253	2.25
48	0.75	1.25	8 C	4	2.75	5.25	13.405	13.245	11.004	3.0

COLORS: LEGEND, BORDER – BLACK
 BACKGROUND – YELLOW (RETROREFLECTIVE)



W8-22
 FOG AREA

A	B	C	D	E	F	G	H	J	K
24	0.375	0.625	5 D	2.5	1	5.604	6.104	8.505	1.5
36	0.625	0.875	7 D	3.5	1.5	7.820	8.570	11.907	2.25
48	0.75	1.25	10 D	5	2	11.208	12.207	17.01	3.0

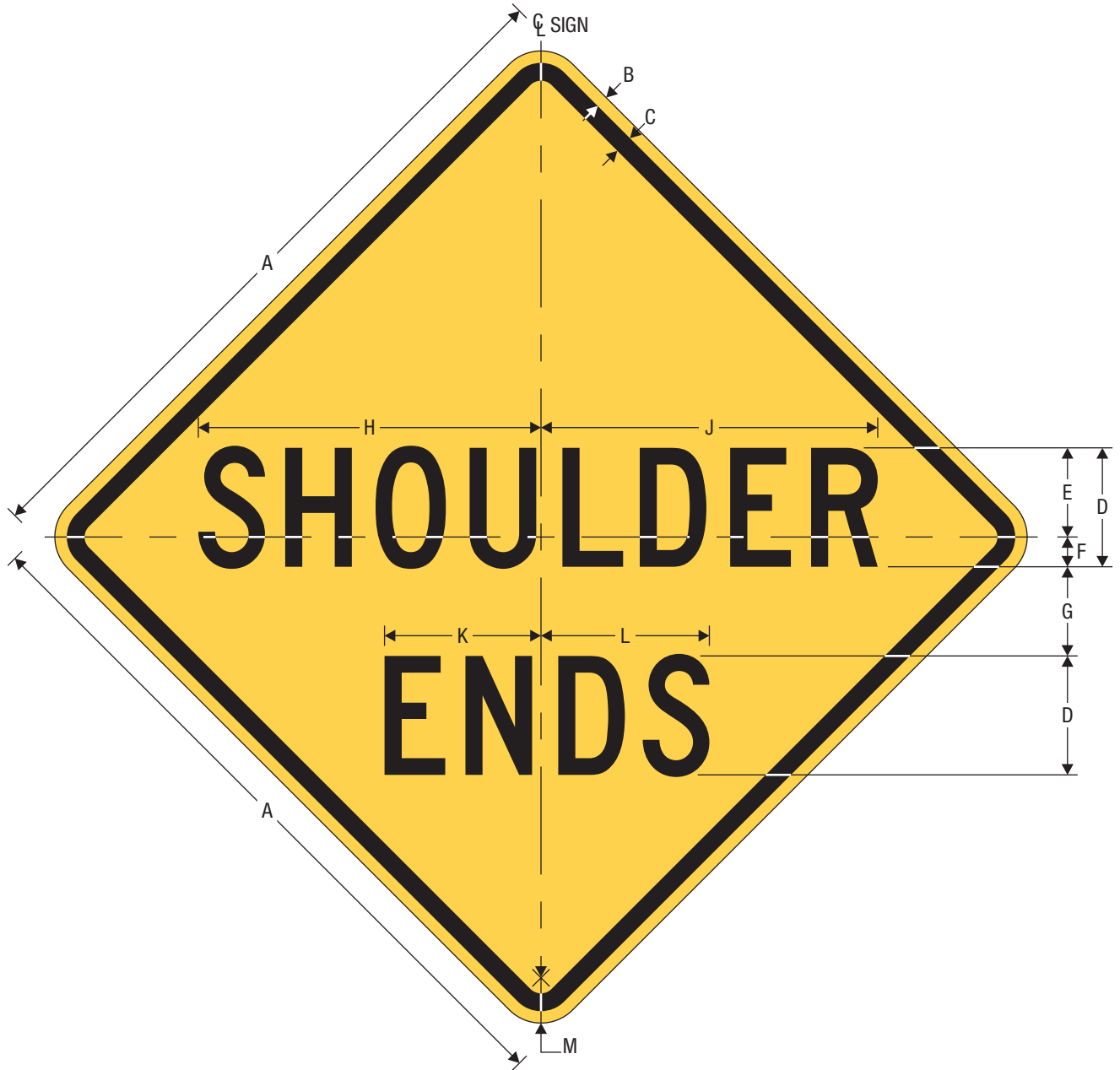
COLORS: LEGEND, BORDER — BLACK
 BACKGROUND — YELLOW (RETROREFLECTIVE)



W8-23
 NO SHOULDER

A	B	C	D	E	F	G	H	J	K
24	0.375	0.625	4 C	3	0.5	2.701	11.674	11.174	1.5
36	0.625	0.875	6 C	4.5	0.75	4.052	17.511	16.761	2.25
48	0.75	1.25	8 C	6	1	5.402	23.348	22.348	3

COLORS: LEGEND, BORDER — BLACK
 BACKGROUND — YELLOW (RETROREFLECTIVE)



W8-25
 SHOULDER ENDS

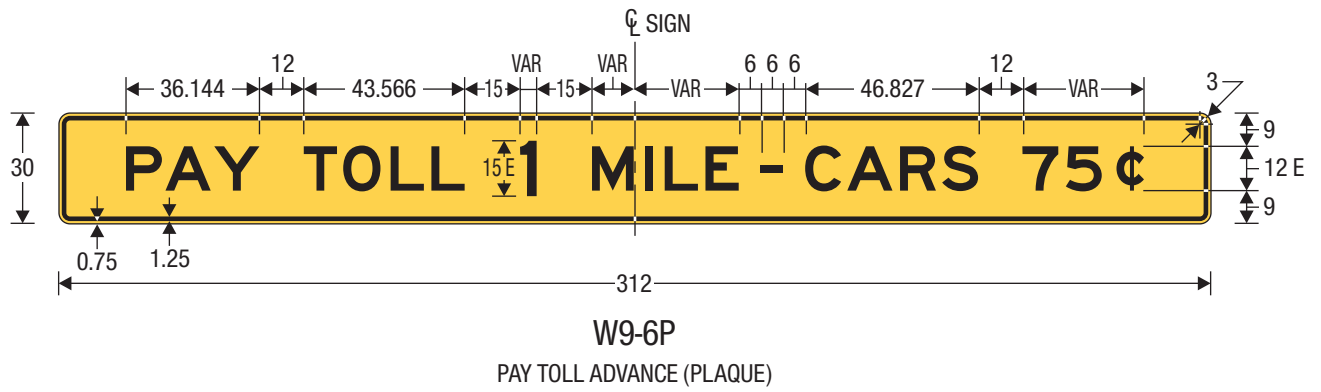
A	B	C	D	E	F	G	H	J	K	L	M
24	0.375	0.625	4 C	3	1	3	11.487	11.361	5.212	5.712	1.5
30	0.5	0.75	5 C	3.75	1.25	3.75	14.405	14.155	6.578	7.077	1.875
36	0.625	0.875	6 C	4.75	1.25	4.5	17.261	17.011	7.693	8.693	2.25
48	0.75	1.25	8 C	6	2	6	22.973	22.723	10.424	11.424	3

COLORS: LEGEND, BORDER — BLACK
 BACKGROUND — YELLOW (RETROREFLECTIVE)

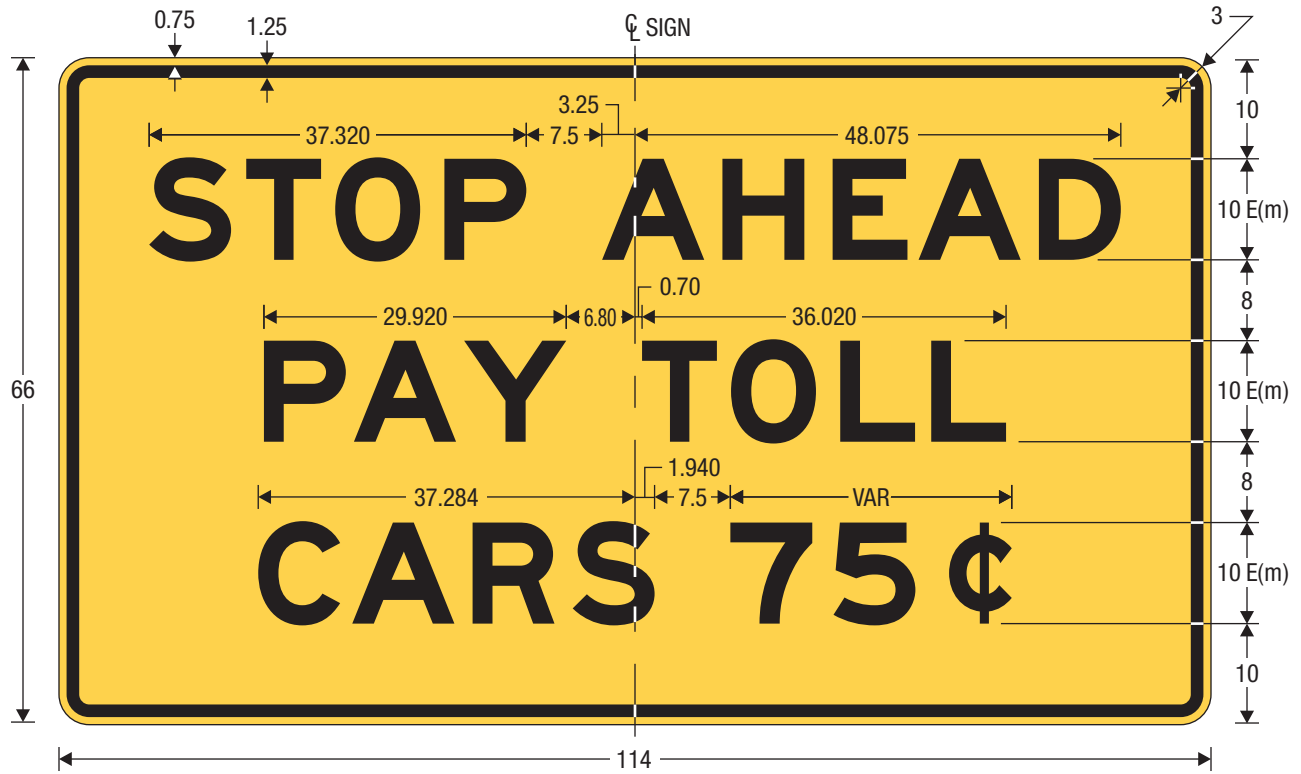


W9-6
PAY TOLL ADVANCE

COLORS: LEGEND, BORDER — BLACK
BACKGROUND — YELLOW (RETROREFLECTIVE)

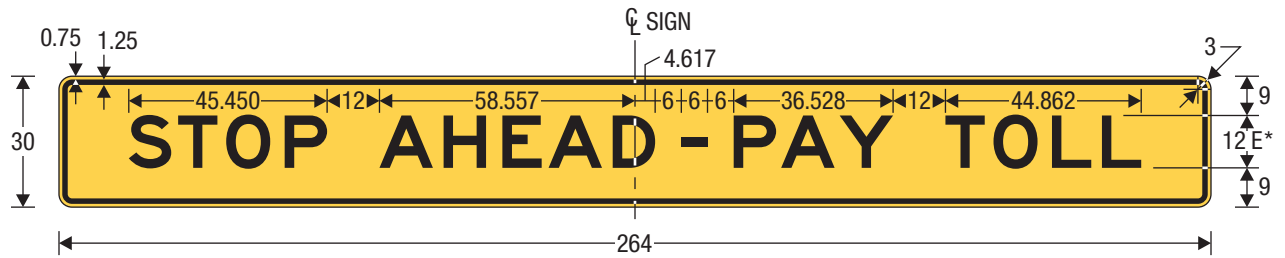


COLORS: LEGEND, BORDER — BLACK
BACKGROUND — YELLOW (RETROREFLECTIVE)



W9-6a
STOP AHEAD PAY TOLL

COLORS: LEGEND, BORDER — BLACK
BACKGROUND — YELLOW (RETROREFLECTIVE)

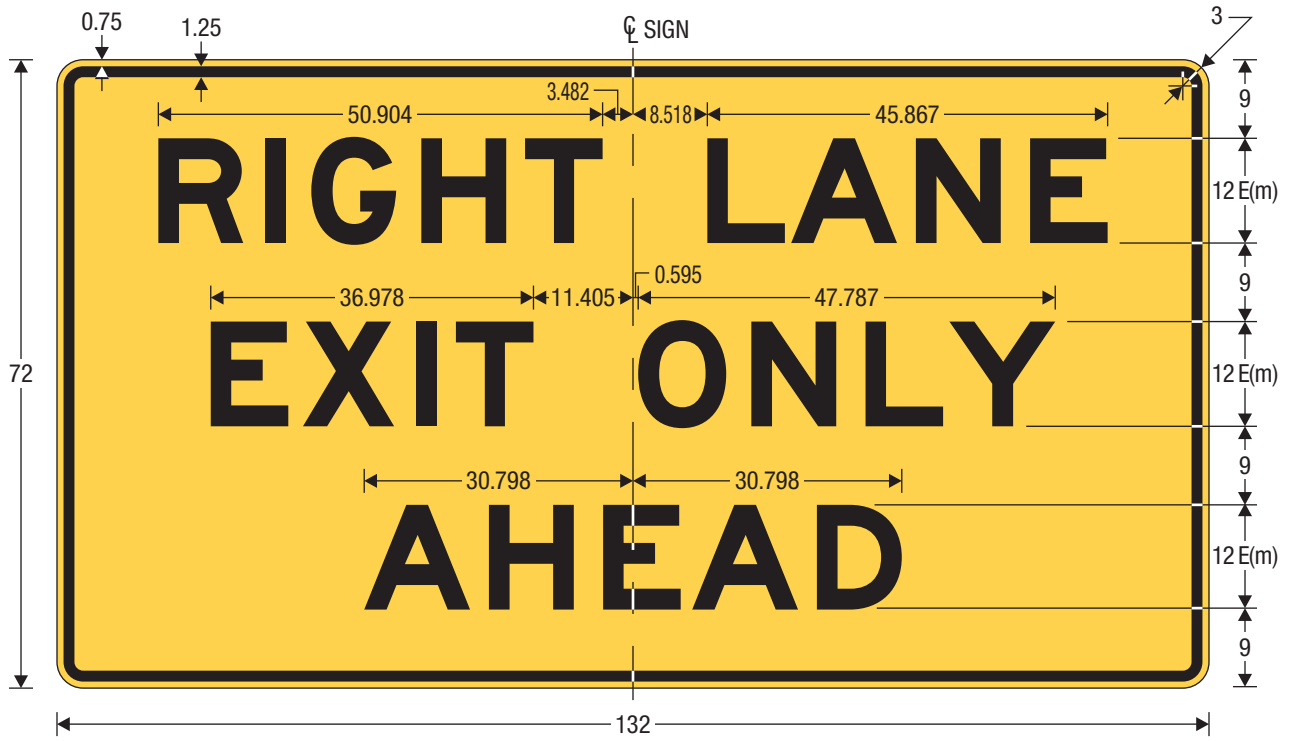


W9-6aP

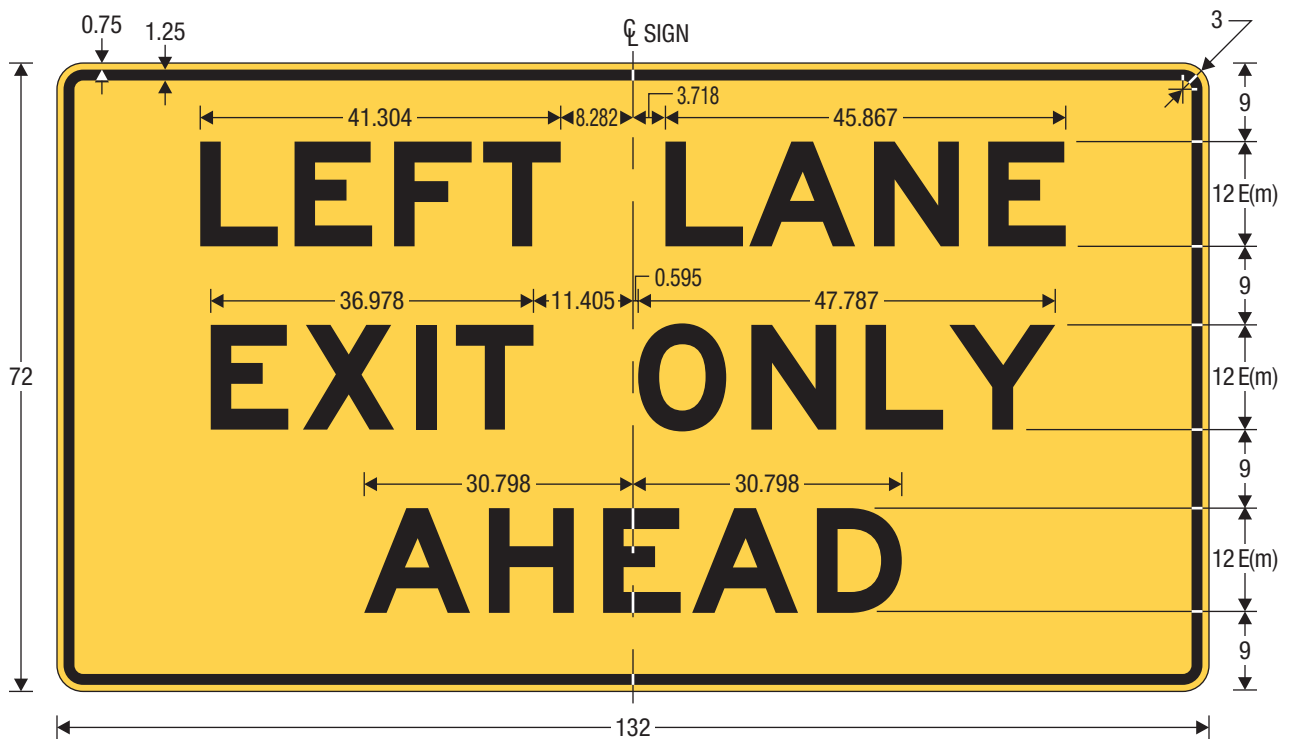
STOP AHEAD PAY TOLL (PLAQUE)

* Increase character spacing 20%.

COLORS: LEGEND, BORDER — BLACK
BACKGROUND — YELLOW (RETROREFLECTIVE)

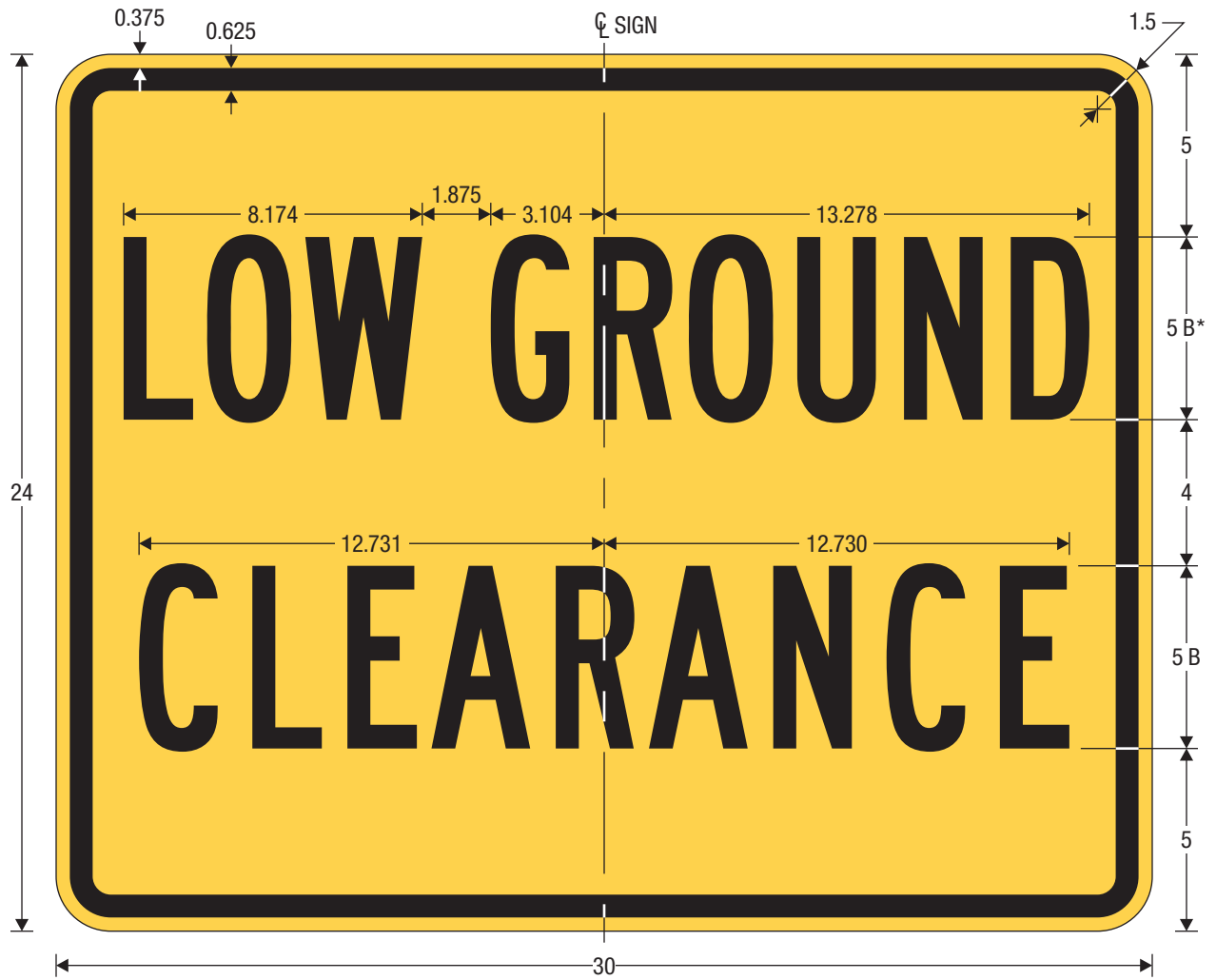


W9-7R
RIGHT LANE EXIT ONLY AHEAD



W9-7L
LEFT LANE EXIT ONLY AHEAD

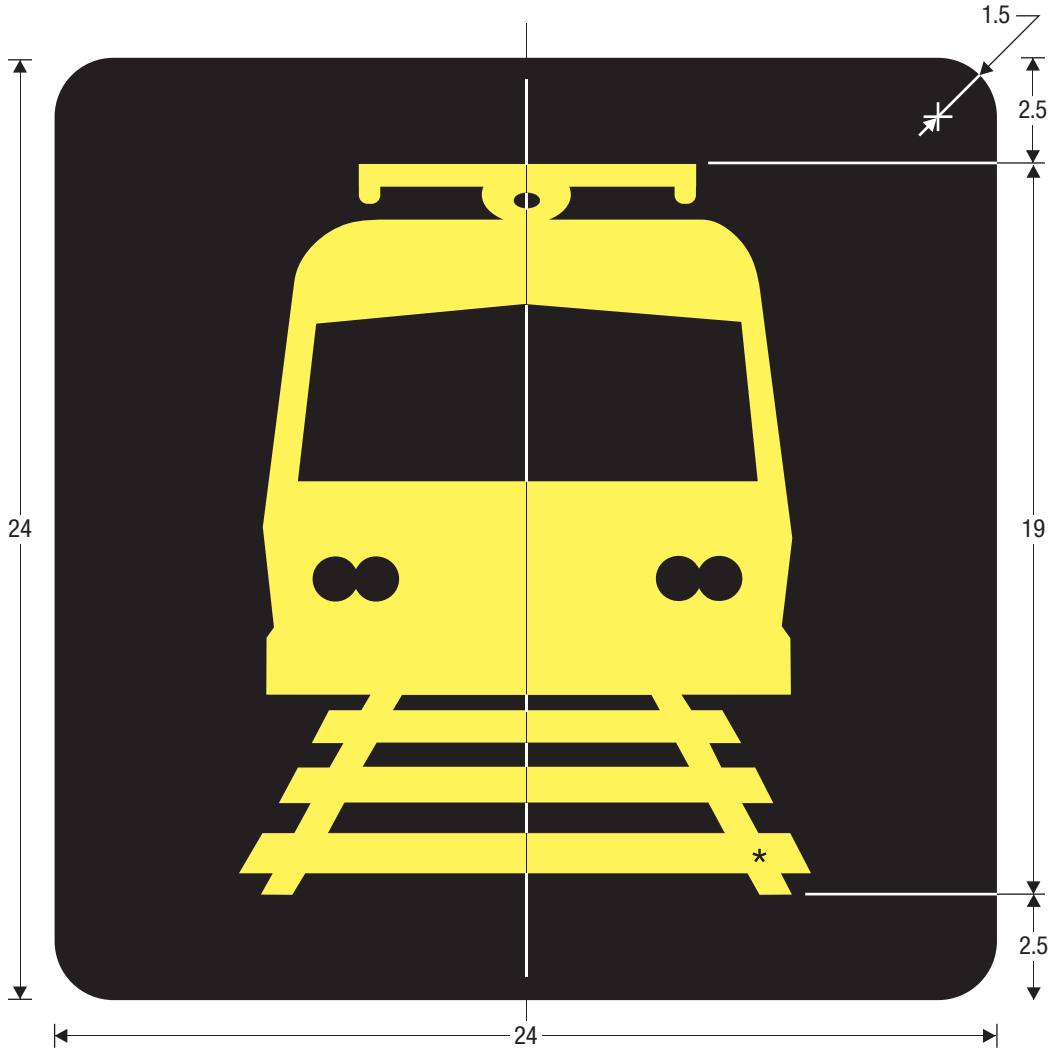
COLORS: LEGEND, BORDER — BLACK
BACKGROUND — YELLOW (RETROREFLECTIVE)



W10-5P
LOW GROUND CLEARANCE (PLAQUE)

★ Reduce character spacing 30%.

COLORS: LEGEND, BORDER — BLACK
BACKGROUND — YELLOW (RETROREFLECTIVE)



W10-7
LIGHT RAIL ACTIVATED BLANK-OUT

*See page 6-17 for symbol design.

COLORS: LEGEND — YELLOW (ILLUMINATED)
BACKGROUND — BLACK



W10-9
 NO TRAIN HORN

A	B	C	D	E	F	G	H	J	K	L
36	0.625	0.875	6 D	4.5	5.25	4.584	5.084	10.837	10.088	2.25
48	0.75	1.25	8 D	6	7	5.945	6.945	14.449	13.451	3

COLORS: LEGEND, BORDER — BLACK
 BACKGROUND — YELLOW (RETROREFLECTIVE)

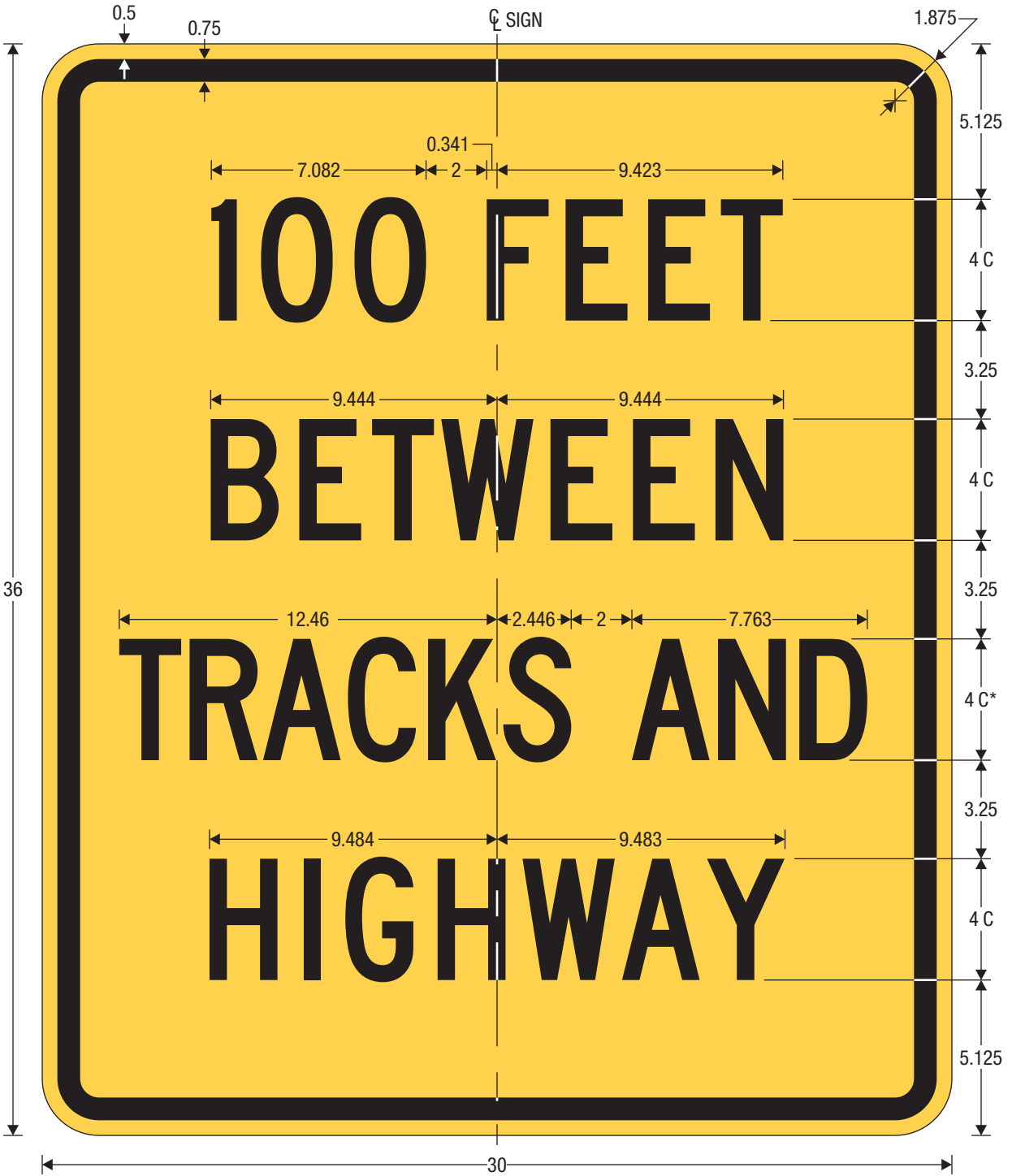


W10-9P
 NO TRAIN HORN (PLAQUE)

* Reduce character spacing 10%.

A	B	C	D	E	F	G	H	J	K	L	M	N	P
18	12	0.375	0.375	2	3 D	2	3 B*	2.417	7.299	0.331	1.169	6.711	1.5
30	24	0.375	0.625	5	5 D	4	5 B	4.028	12.455	0.563	1.937	11.455	1.5

COLORS: LEGEND, BORDER — BLACK
 BACKGROUND — YELLOW (RETROREFLECTIVE)



W10-11a
STORAGE SPACE

* Reduce character spacing 50%.

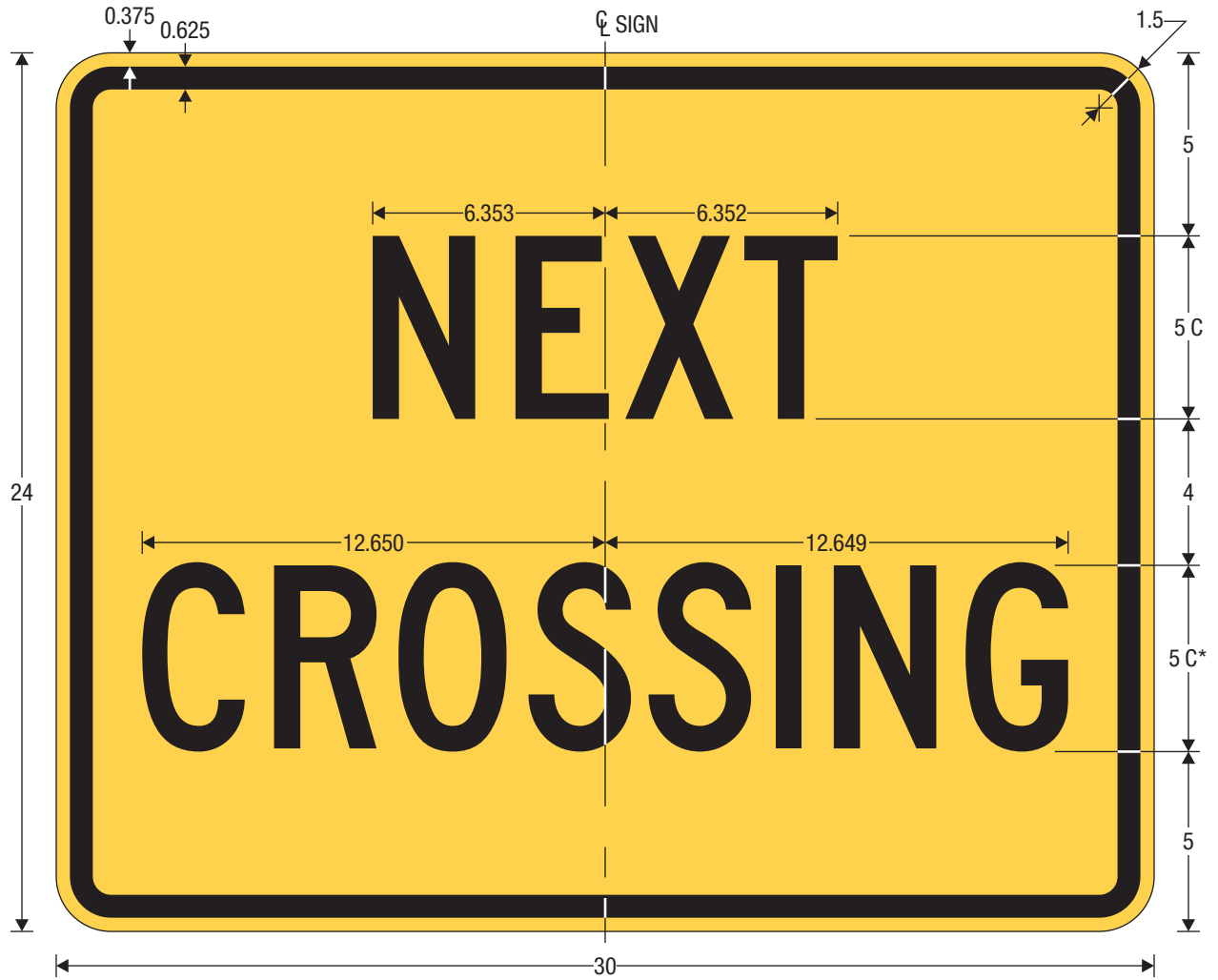
COLORS: LEGEND, BORDER — BLACK
BACKGROUND — YELLOW (RETROREFLECTIVE)



W10-13P
NO GATES OR LIGHTS (PLAQUE)

- * Reduce character spacing 20%.
- ** Reduce character spacing 30%.

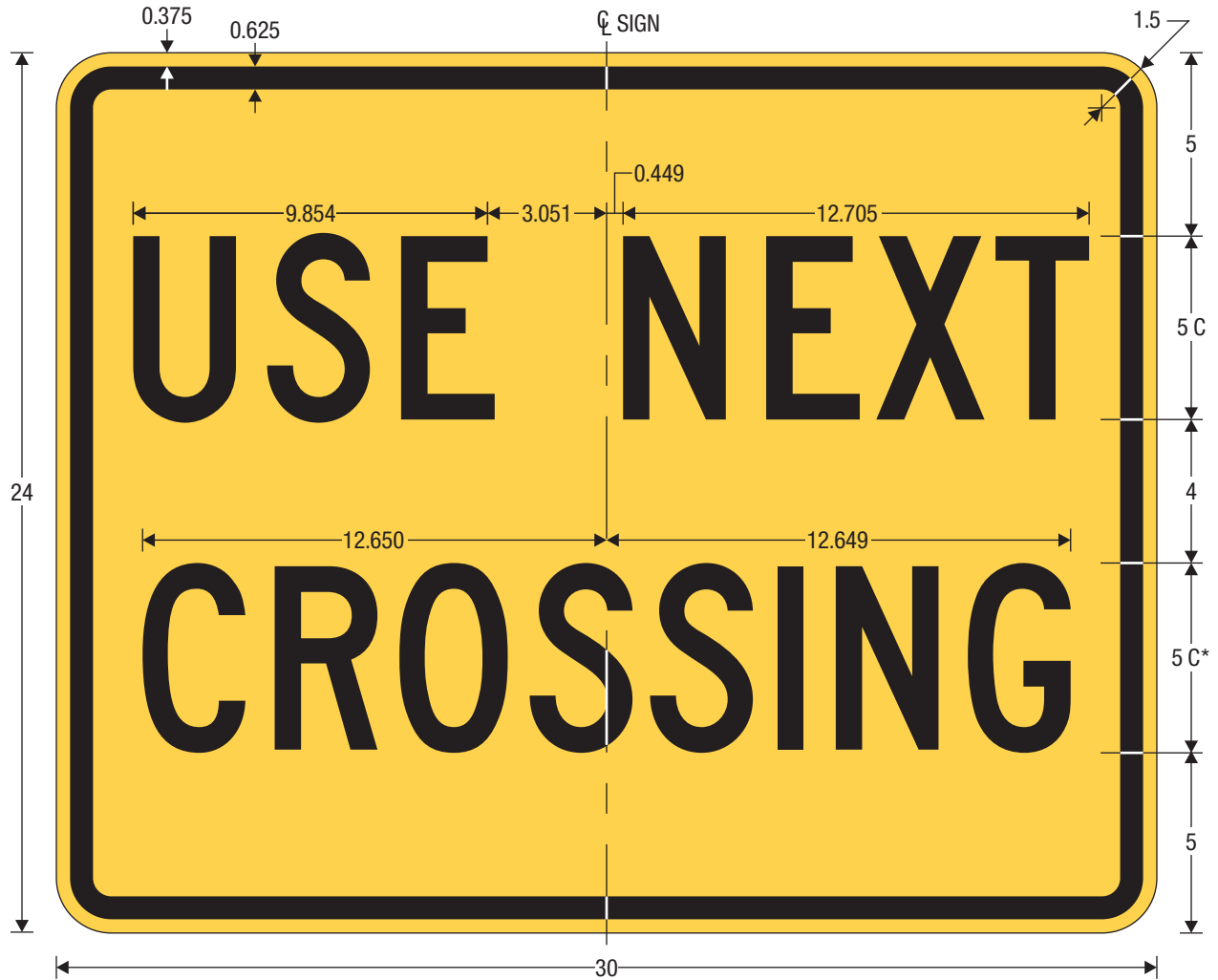
COLORS: LEGEND, BORDER — BLACK
BACKGROUND — YELLOW (RETROREFLECTIVE)



W10-14P
NEXT CROSSING (PLAQUE)

* Reduce character spacing 20%.

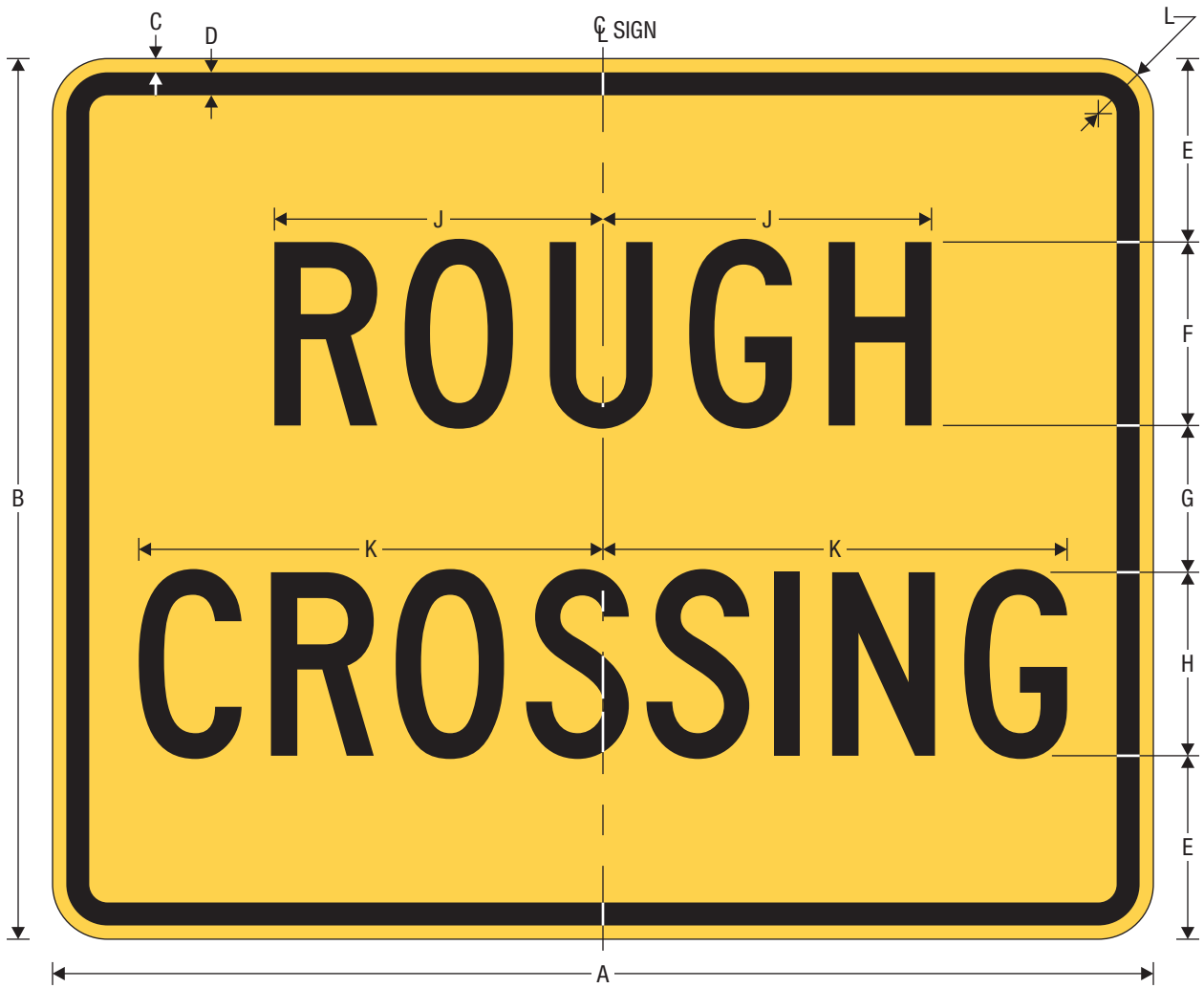
COLORS: LEGEND, BORDER — BLACK
BACKGROUND — YELLOW (RETROREFLECTIVE)



W10-14aP
USE NEXT CROSSING (PLAQUE)

* Reduce character spacing 20%.

COLORS: LEGEND, BORDER — BLACK
BACKGROUND — YELLOW (RETROREFLECTIVE)



W10-15P
ROUGH CROSSING (PLAQUE)

* Reduce character spacing 20%.

A	B	C	D	E	F	G	H	J	K	L
30	24	0.375	0.625	5	5 C	4	5 C*	8.953	12.650	1.5
36	30	0.5	0.75	6.5	6 C	5	6 C*	10.744	15.180	1.875

COLORS: LEGEND, BORDER — BLACK
BACKGROUND — YELLOW (RETROREFLECTIVE)

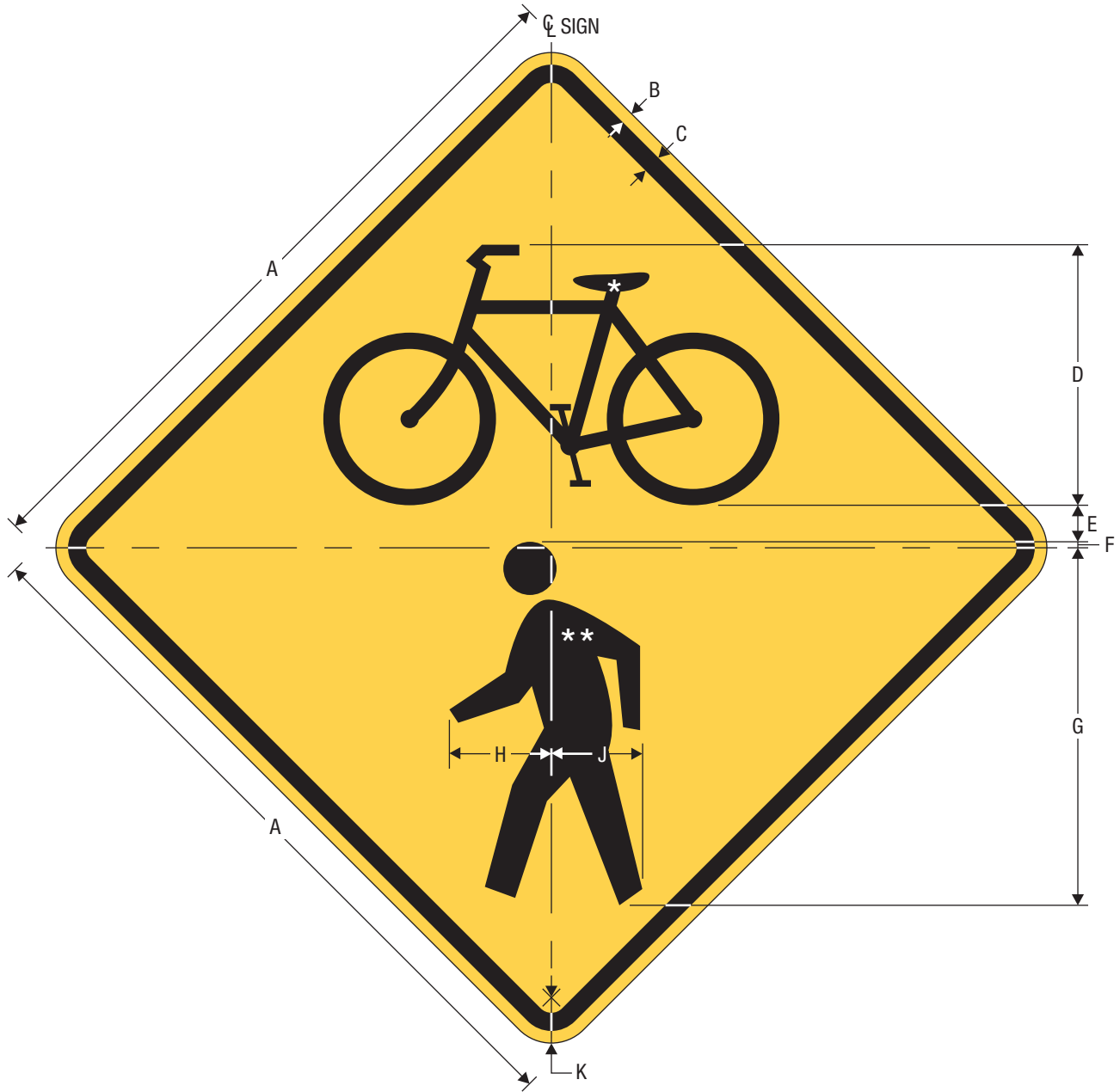


W11-6
SNOWMOBILE

* See page 6-29 for symbol design.

A	B	C	D	E	F
24	0.375	0.625	11	4	1.5
30	0.5	0.75	13.5	5.25	1.875
36	0.625	0.875	16.25	6.25	2.25
48	0.75	1.25	22	8	3

COLORS: LEGEND, BORDER — BLACK
BACKGROUND — YELLOW (RETROREFLECTIVE)



W11-15

COMBINATION BIKE AND PEDESTRIAN CROSSING

* See page 6-7 for symbol design.

** See page 6-10 for symbol design.

A	B	C	D	E	F	G	H	J	K
18	0.375	0.625	6.25	1	0.125	8.875	2.524	2.25	1.5
24	0.375	0.625	8.5	1.375	0.125	11.875	3.366	3	1.5
30	0.5	0.75	10.75	1.75	0.25	14.75	4.207	3.75	1.875
36	0.625	0.875	12.75	2.125	0.375	17.625	5.049	4.5	2.25
48	0.75	1.25	17	2.75	0.375	23.625	6.732	6	3

COLORS: BORDER, LEGEND — BLACK
 BACKGROUND — YELLOW (RETROREFLECTIVE)



W11-15P
TRAIL CROSSING (PLAQUE)

A	B	C	D	E	F	G	H	J	K	L
18	12	0.375	0.375	2.5	2.5 D	2	4.440	1.702	0.375	1.25
24	18	0.375	0.625	3.5	4 D	3	7.104	2.723	0.5	2
30	24	0.375	0.625	5	5 D	4	8.880	3.404	0.625	2.5
36	30	0.5	0.75	6.5	6 D	5	10.656	4.085	0.75	3

M	N	P	Q
0.625	0.501	4.453	1.5
1	0.852	7.074	1.5
1.25	1.063	8.845	1.5
1.5	1.277	10.612	1.875

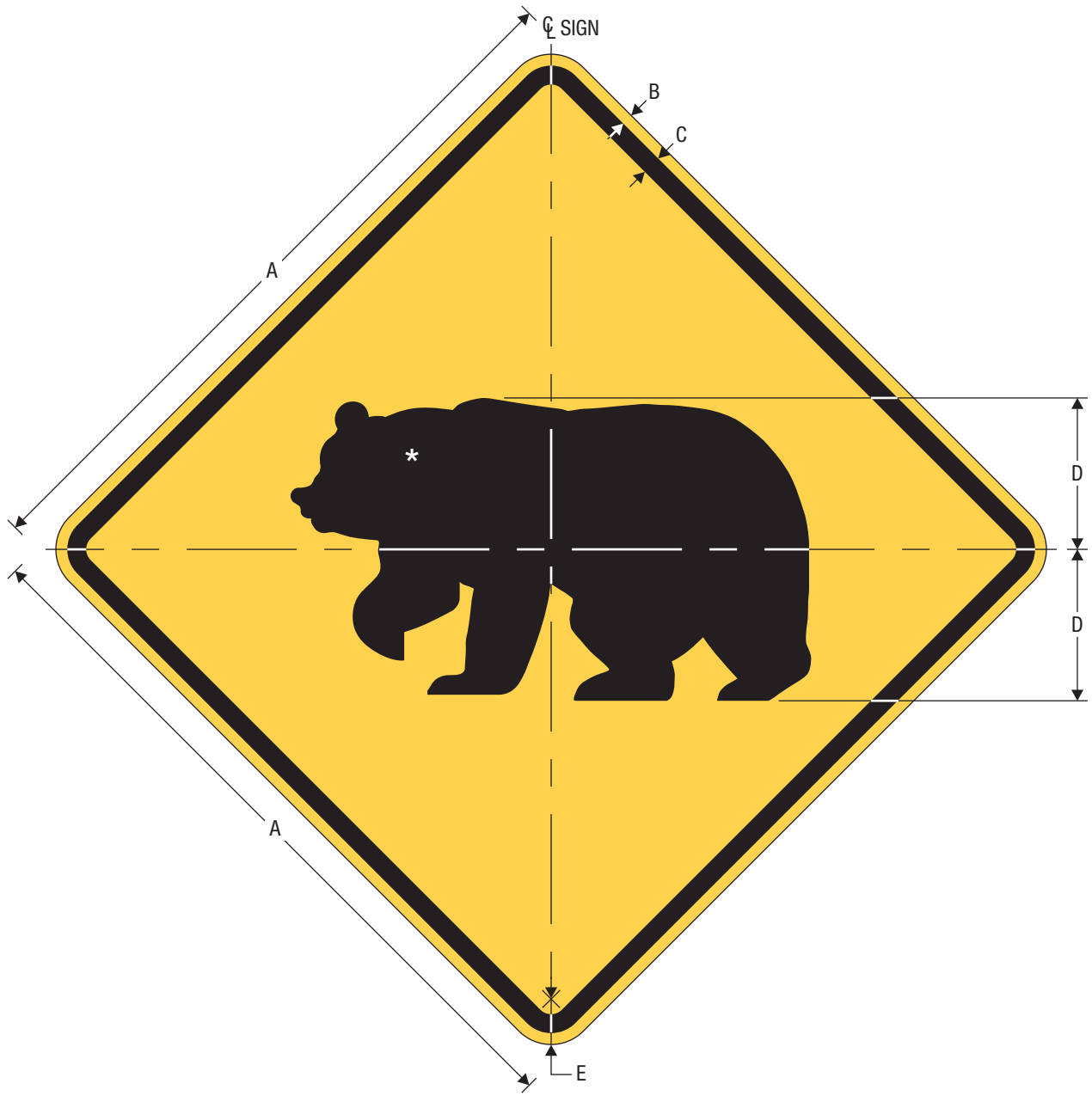
COLORS: LEGEND, BORDER — BLACK
BACKGROUND — YELLOW (RETROREFLECTIVE)



W11-15a
 TRAIL CROSSING

A	B	C	D	E	F	G	H	J
24	0.375	0.625	4 C	3	5.402	6.402	10.604	1.5
30	0.5	0.75	5 C	3.75	6.877	7.878	13.255	1.875
36	0.625	0.875	6 C	4.5	8.103	9.603	15.906	2.25
48	0.75	1.25	8 C	6	10.804	12.804	21.207	3

COLORS: LEGEND, BORDER — BLACK
 BACKGROUND — YELLOW (RETROREFLECTIVE)

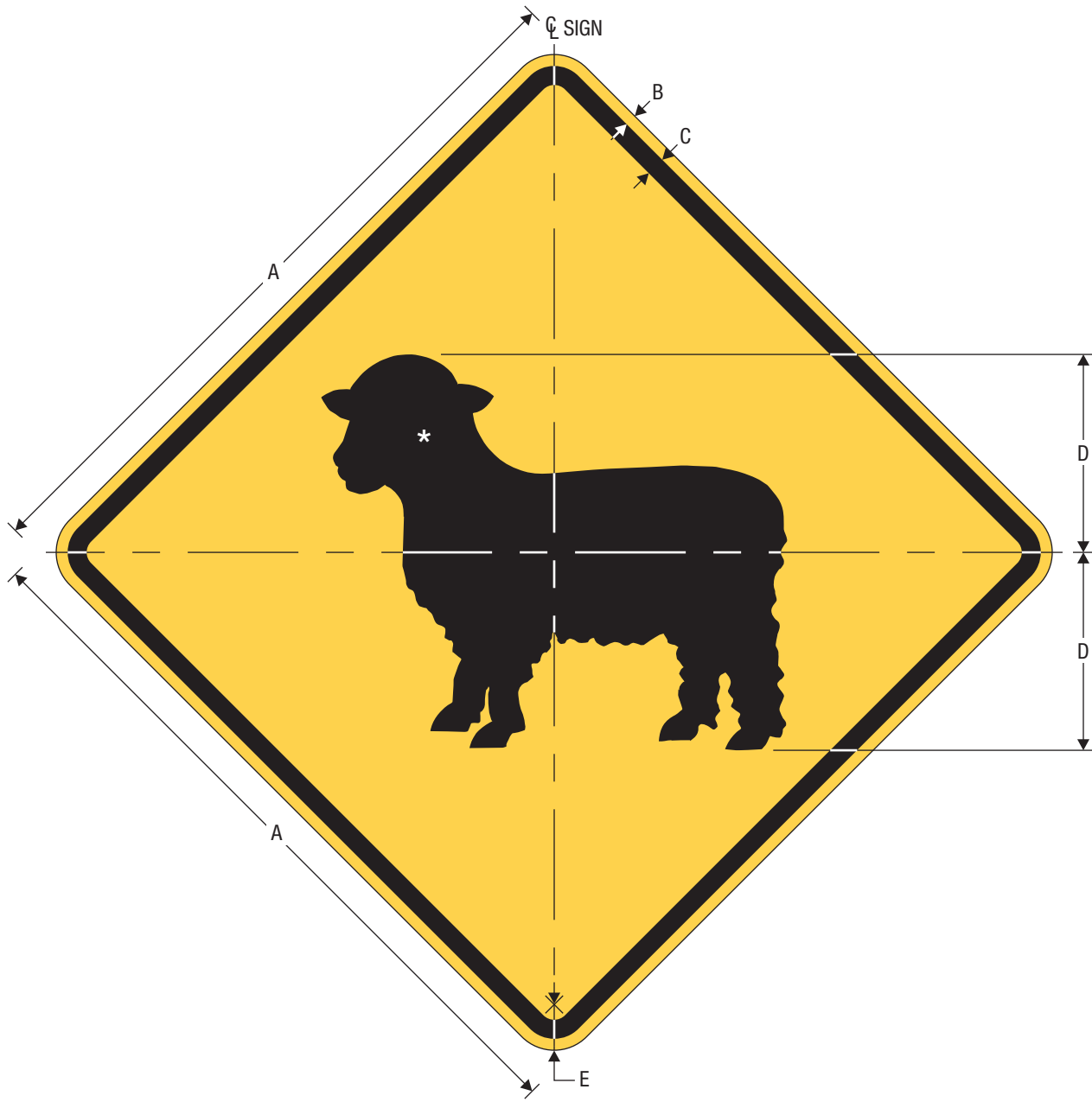


W11-16
 LARGE ANIMAL - BEAR

* See page X-XX for symbol design.

A	B	C	D	E
24	0.375	0.625	5	1.5
30	0.5	0.75	6.25	1.875
36	0.625	0.875	7.5	2.25
48	0.75	1.25	10	3

COLORS: LEGEND, BORDER – BLACK
 BACKGROUND – YELLOW (RETROREFLECTIVE)

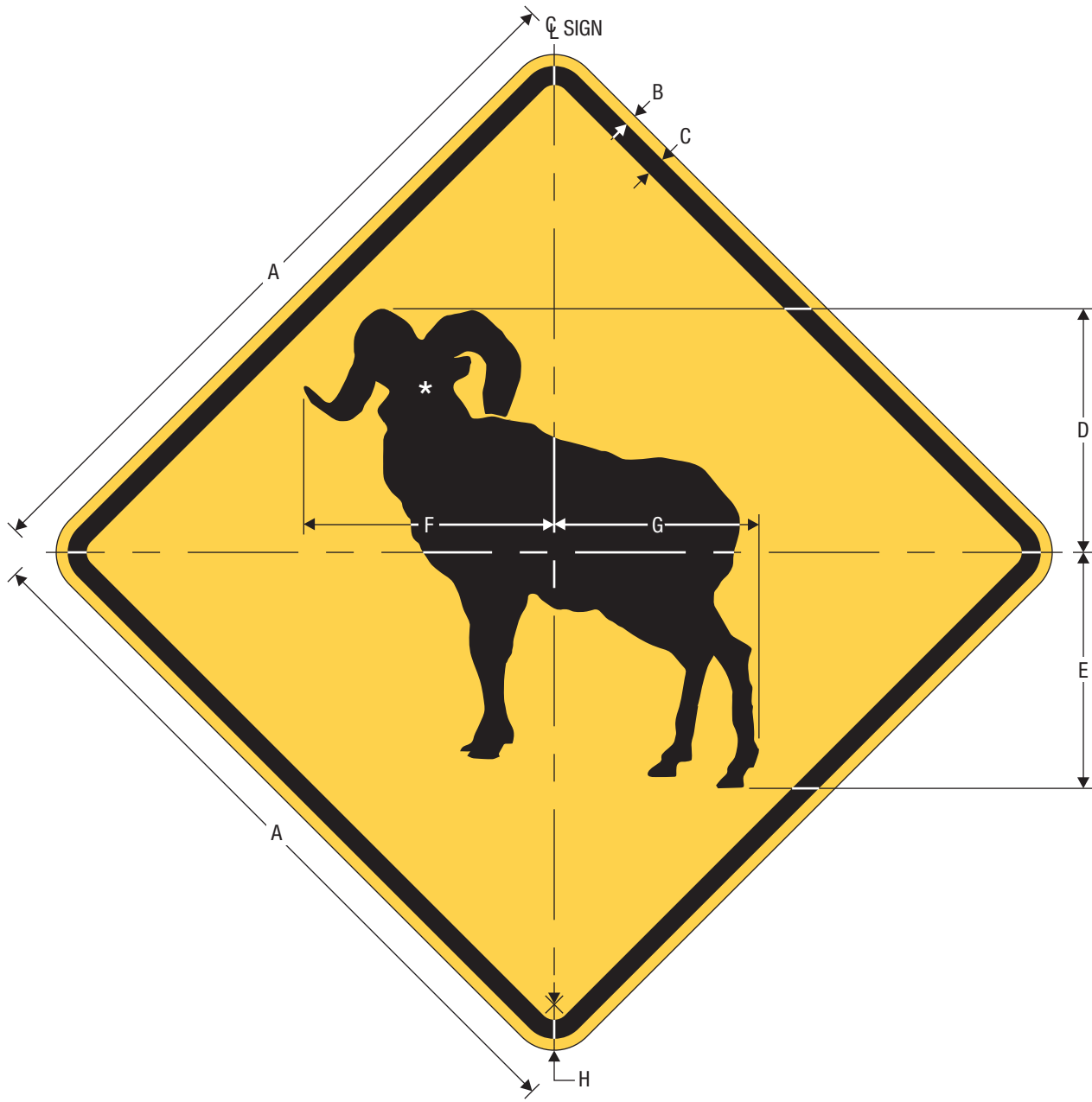


W11-17
 LARGE ANIMAL - SHEEP

* See page X-XX for symbol design.

A	B	C	D	E
24	0.375	0.625	6.5	1.5
30	0.5	0.75	8.125	1.875
36	0.625	0.875	9.75	2.25
48	0.75	1.25	13	3

COLORS: LEGEND, BORDER – BLACK
 BACKGROUND – YELLOW (RETROREFLECTIVE)

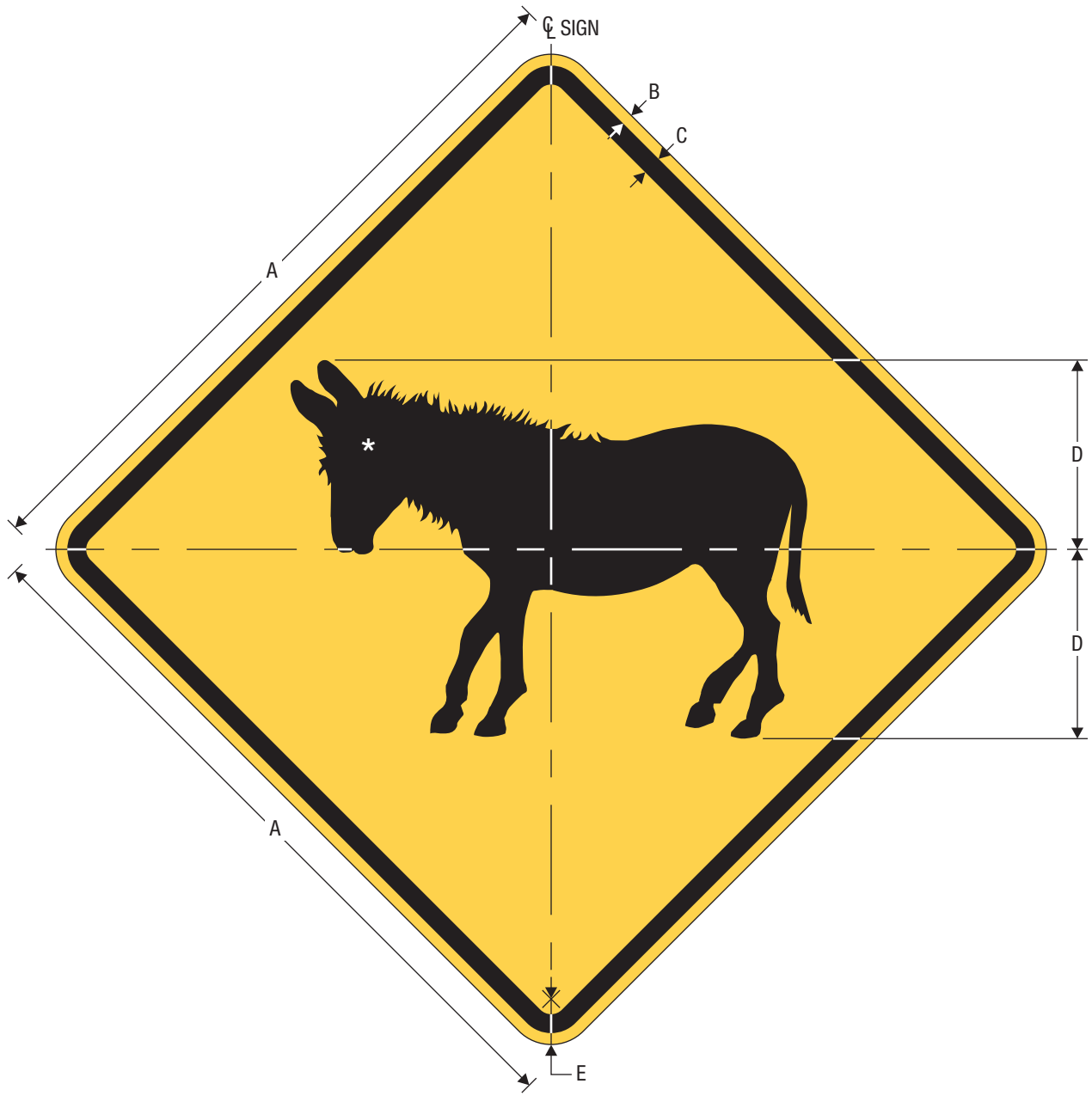


W11-18
 LARGE ANIMAL - BIGHORN SHEEP

* See page X-XX for symbol design.

A	B	C	D	E	F	G	H
24	0.375	0.625	8	7.75	8.222	6.722	1.5
30	0.5	0.75	10	9.75	10.307	8.432	1.875
36	0.625	0.875	12	11.75	12.518	10.018	2.25
48	0.75	1.25	16	16	16.931	13.431	3

COLORS: LEGEND, BORDER — BLACK
 BACKGROUND — YELLOW (RETROREFLECTIVE)

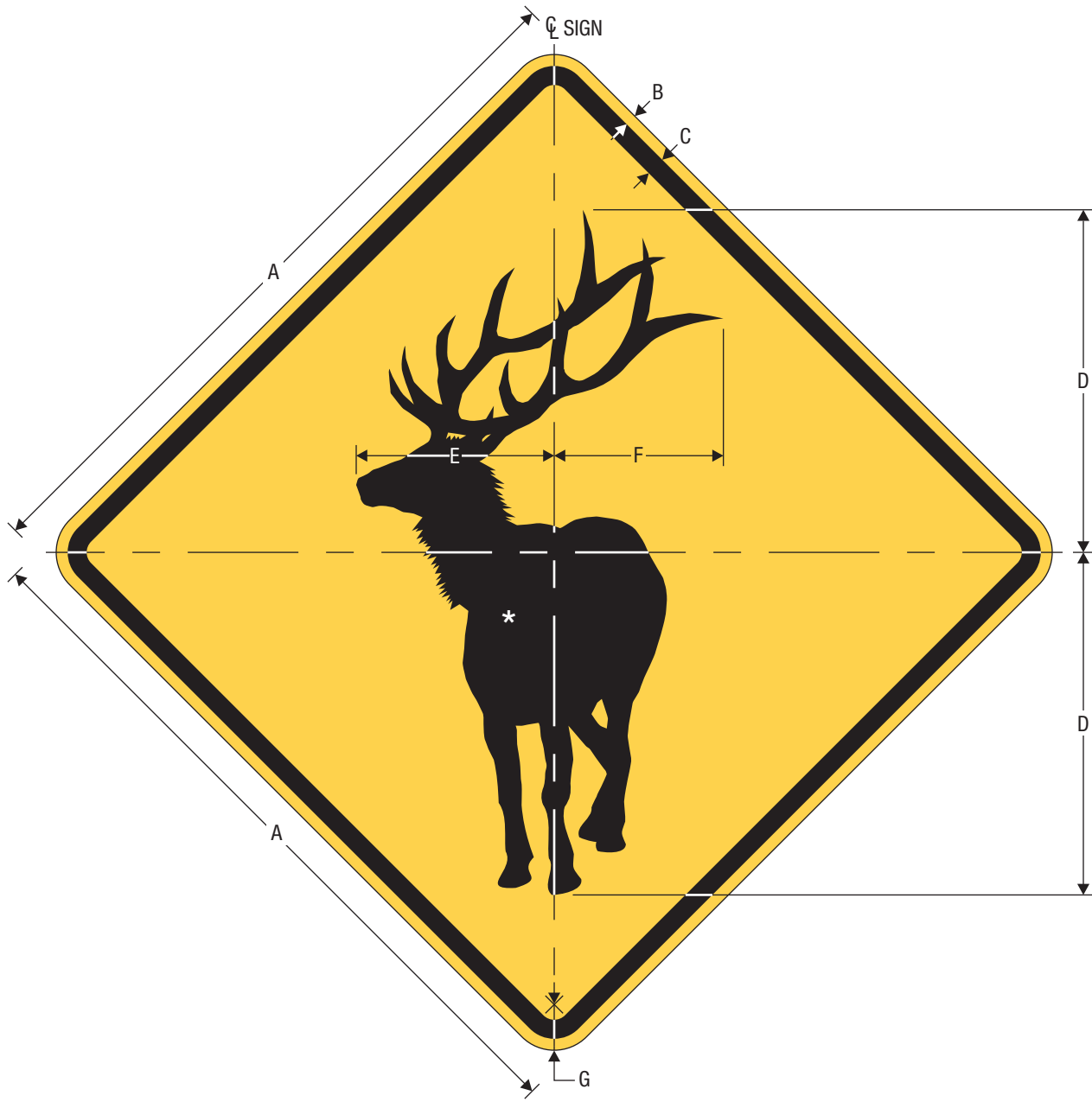


W11-19
 LARGE ANIMAL - DONKEY

* See page X-XX for symbol design.

A	B	C	D	E
24	0.375	0.625	6.25	1.5
30	0.5	0.75	8	1.875
36	0.625	0.875	9.5	2.25
48	0.75	1.25	12.25	3

COLORS: LEGEND, BORDER – BLACK
 BACKGROUND – YELLOW (RETROREFLECTIVE)

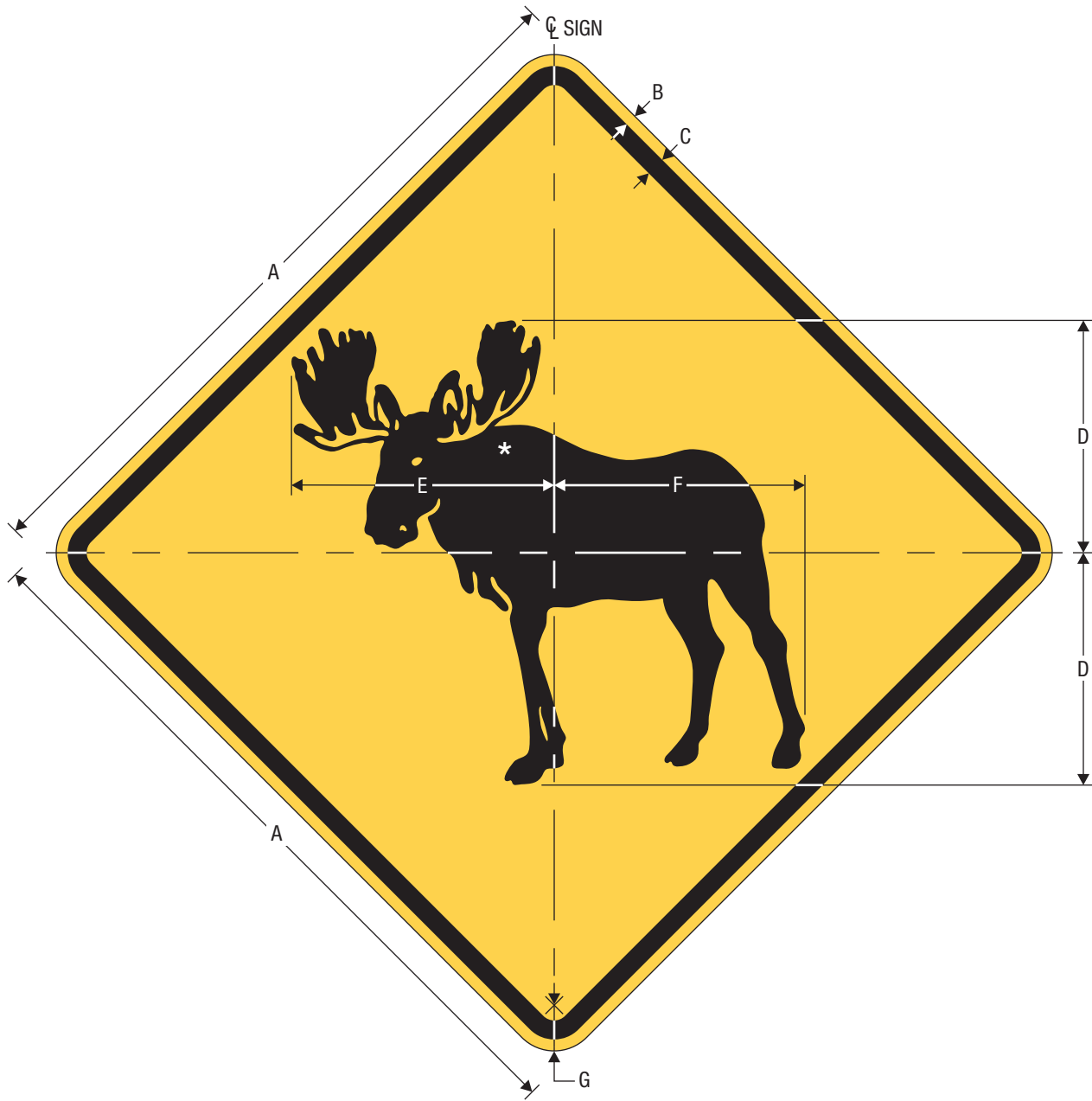


W11-20
 LARGE ANIMAL - ELK

* See page X-XX for symbol design.

A	B	C	D	E	F	G
24	0.375	0.625	11.25	6.5	5.554	1.5
30	0.5	0.75	14.5	8.5	7.036	1.875
36	0.625	0.875	17	10	8.214	2.25
48	0.75	1.25	23	13.5	11.143	3

COLORS: LEGEND, BORDER – BLACK
 BACKGROUND – YELLOW (RETROREFLECTIVE)

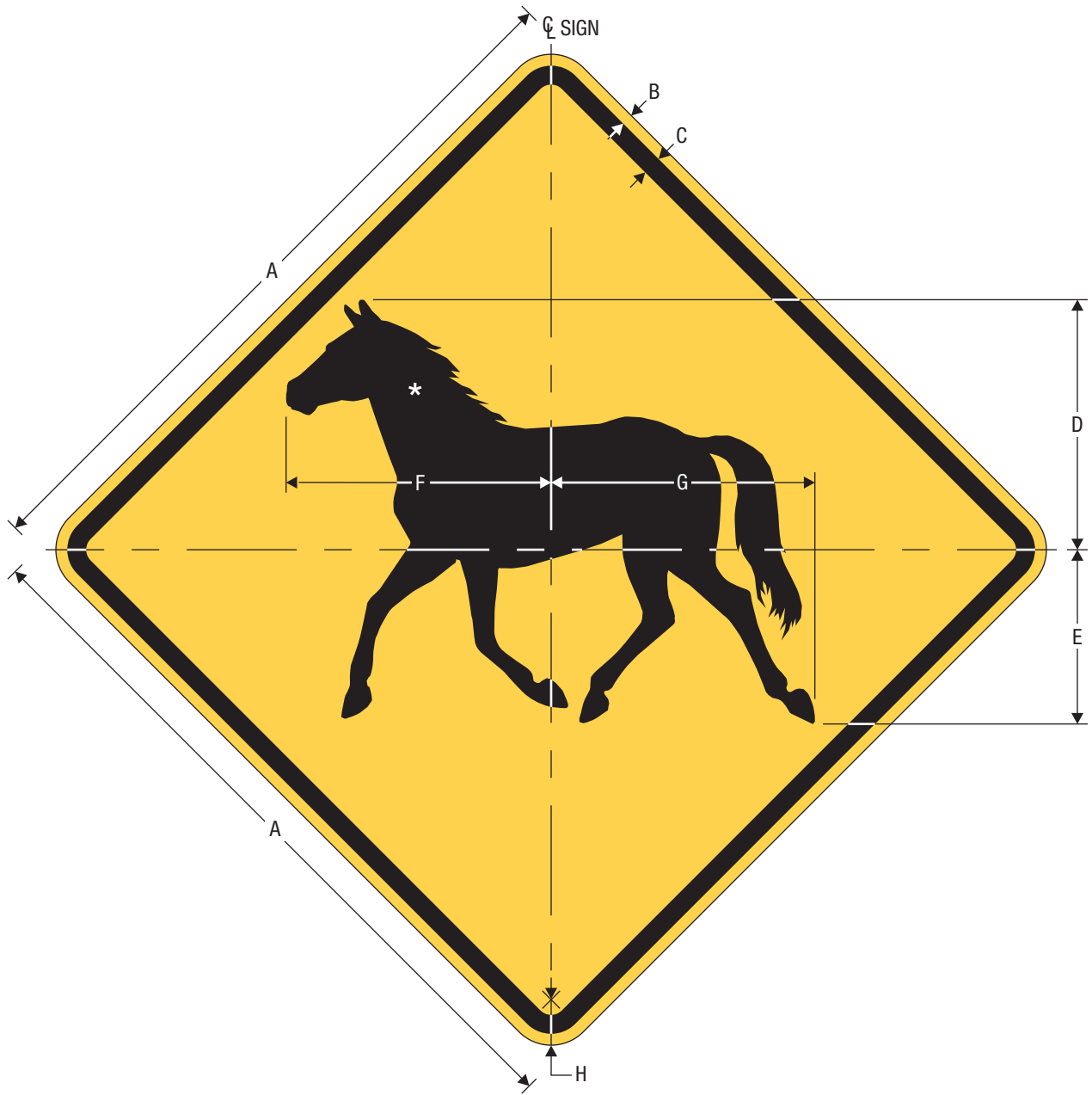


W11-21
 LARGE ANIMAL - MOOSE

* See page X-XX for symbol design.

A	B	C	D	E	F	G
24	0.375	0.625	7.625	8.625	8.231	1.5
30	0.5	0.75	9.5	10.75	10.251	1.875
36	0.625	0.875	11.25	12.75	12.120	2.25
48	0.75	1.25	15	16.75	16.409	3

COLORS: LEGEND, BORDER – BLACK
 BACKGROUND – YELLOW (RETROREFLECTIVE)



W11-22
 LARGE ANIMAL - WILD HORSE

* See page X-XX for symbol design.

A	B	C	D	E	F	G	H
24	0.375	0.625	8.25	5.75	8.75	8.706	1.5
30	0.5	0.75	10.25	7.25	11	10.819	1.875
36	0.625	0.875	11.25	9.75	14	12.183	2.25
48	0.75	1.25	14.5	13.5	19	15.911	3

COLORS: BORDER, LEGEND — BLACK
 BACKGROUND — YELLOW (RETROREFLECTIVE)



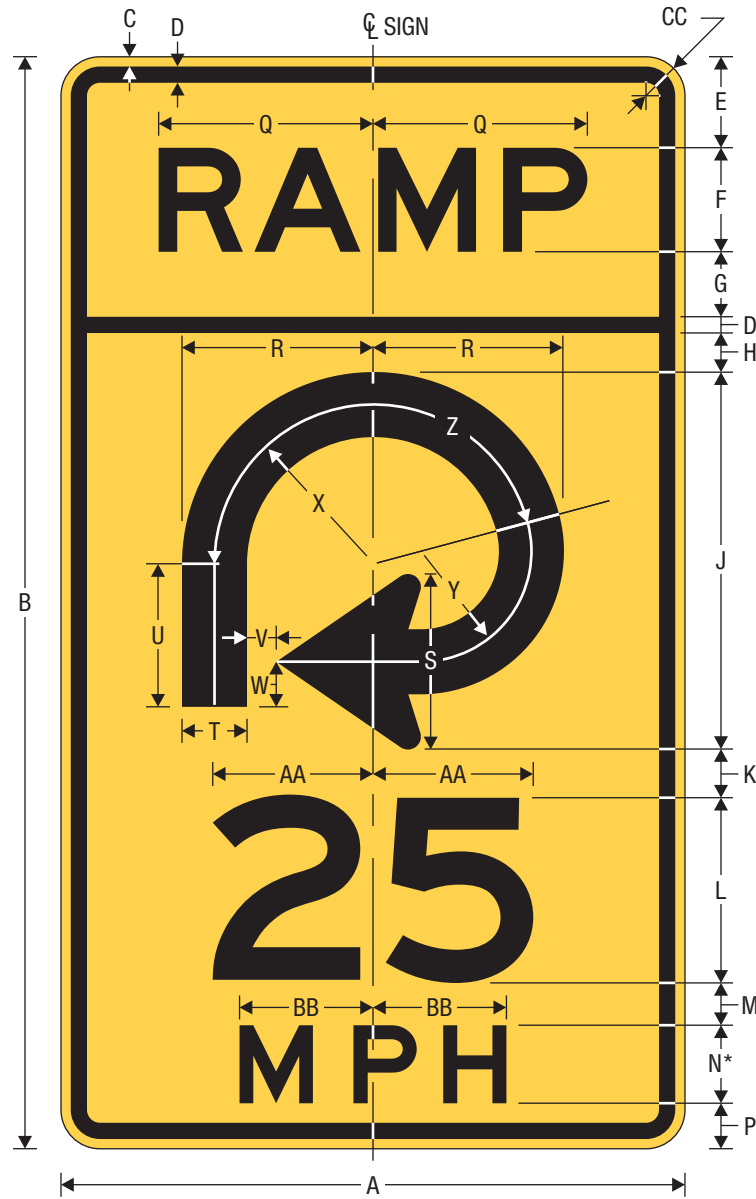
W13-6

COMBINATION HORIZONTAL ALIGNMENT/ ADVISORY EXIT SPEED

* Increase character spacing 100%.

A	B	C	D	E	F	G	H	J	K	L	M	N	P
24	42	0.375	0.625	3.5	4 E	2.5	1.5	14.515	1.875	7 E	1.75	3 E	1.75
36	60	0.625	0.875	3.5	6 E	2.5	2	22.531	2.25	10 E	2.75	4.5 E	3.094
48	84	0.75	1.25	7	8 E	5	3	29.029	3.75	14 E	3.5	6 E	3.5
Q	R	S	T	U	V	W	X	Y	Z	AA	BB	CC	DD
5.875	6.367	7.343	6.75	2.5	5.5	1.125	1.735	6.125	4.25	165°	VAR	5.133	1.5
8.682	9.681	11.386	10.5	3.875	8.5	1.75	2.702	9.5	6.625	165°	VAR	7.698	2.25
11.750	12.734	14.686	13.5	5	11	2.25	3.471	12.25	8.5	165°	VAR	10.265	3

COLORS: LEGEND, BORDER — BLACK
BACKGROUND — YELLOW (RETROREFLECTIVE)



W13-7

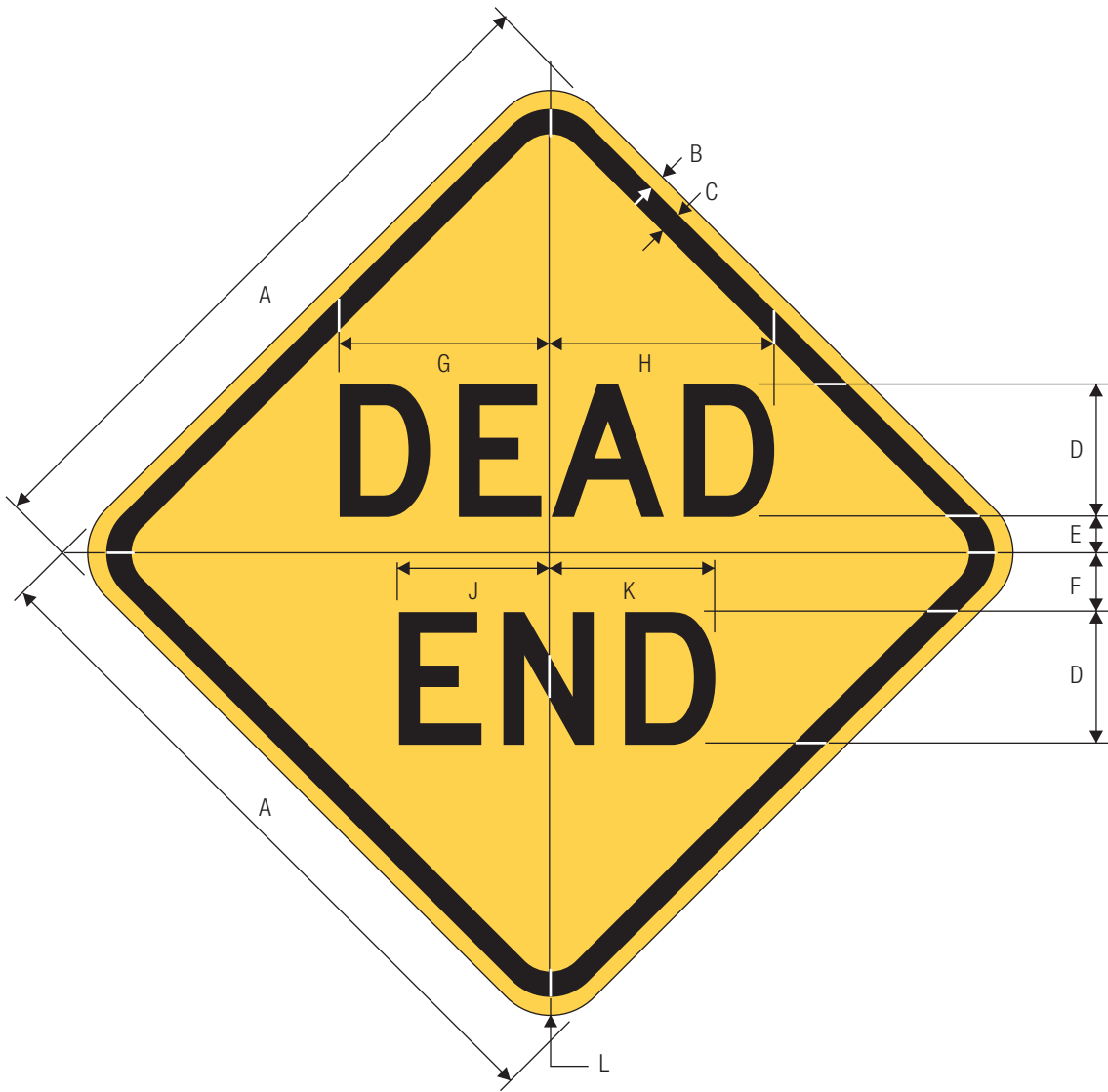
COMBINATION HORIZONTAL ALIGNMENT/ ADVISORY RAMP SPEED

* Increase character spacing 100%.

A	B	C	D	E	F	G	H	J	K	L	M	N	P
24	42	0.375	0.625	3.5	4 E	2.5	1.5	14.515	1.875	7 E	1.75	3 E	1.75
36	60	0.625	0.875	3.5	6 E	2.5	2	22.531	2.25	10 E	2.75	4.5 E	3.094
48	84	0.75	1.25	7	8 E	5	3	29.029	3.75	14 E	3.5	6 E	3.5

Q	R	S	T	U	V	W	X	Y	Z	AA	BB	CC
8.245	7.343	6.75	2.5	5.5	1.125	1.735	6.125	4.25	165°	VAR	5.133	1.5
12.367	11.386	10.5	3.875	8.5	1.75	2.702	9.5	6.625	165°	VAR	7.698	2.25
16.489	14.686	13.5	5	11	2.25	3.471	12.25	8.5	165°	VAR	10.265	3

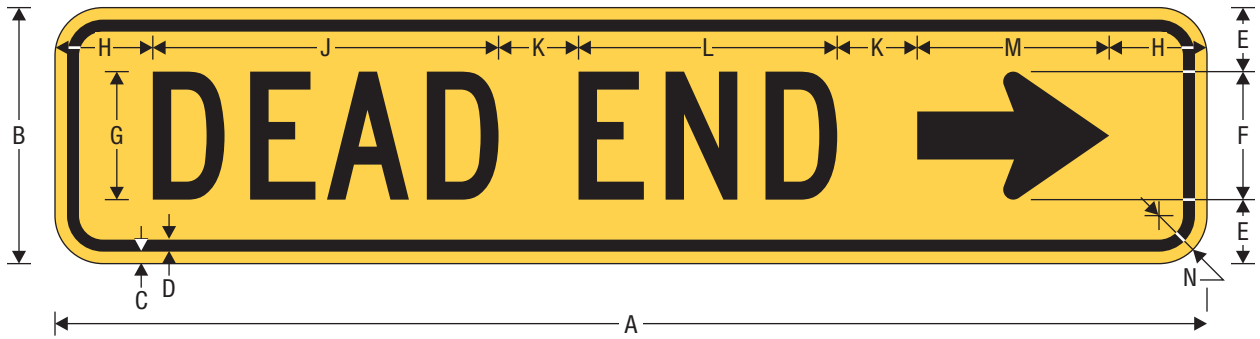
COLORS: LEGEND, BORDER — BLACK
BACKGROUND — YELLOW (RETROREFLECTIVE)



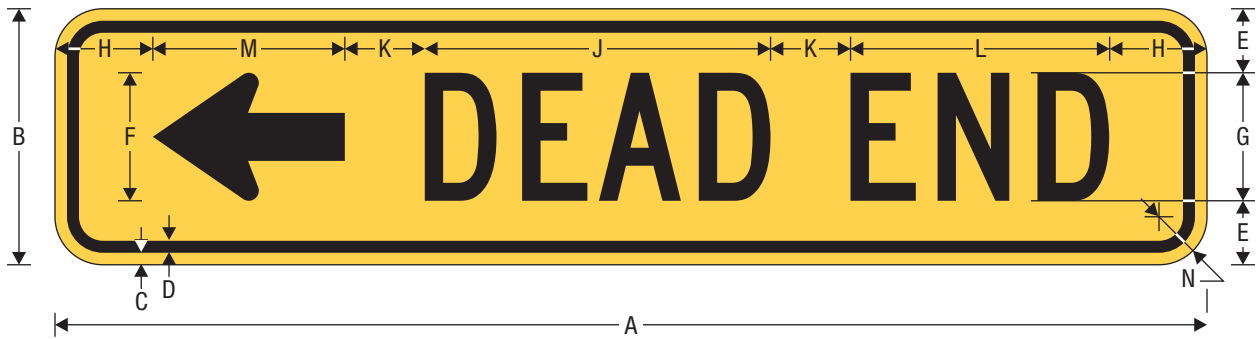
W14-1
 DEAD END

A	B	C	D	E	F	G	H	J	K	L
24	.375	.625	5 D	1	2	8.25	8.563	5.625	6.25	1.5
30	.5	.75	6 D	1.5	2.5	9.75	10.25	6.75	7.5	1.875
36	.625	.875	7 D	2	3	11.375	11.938	7.875	8.75	2.25
48	.75	1.25	10 D	2	4	16.5	17.126	11.25	12.5	3

COLORS: LEGEND, BORDER — BLACK
 BACKGROUND — YELLOW (RETROREFLECTIVE)



W14-1aR
 DEAD END (DIRECTIONAL)



W14-1aL
 DEAD END (DIRECTIONAL)

A	B	C	D	E	F	G	H	J	K	L	M	N
24	6	0.375	0.375	1.5	3	3 B	2.033	6.573	2	4.862	4.5	1.5
36	8	0.375	0.375	2	4	4 C	3.057	10.804	2.5	8.083	6	1.5

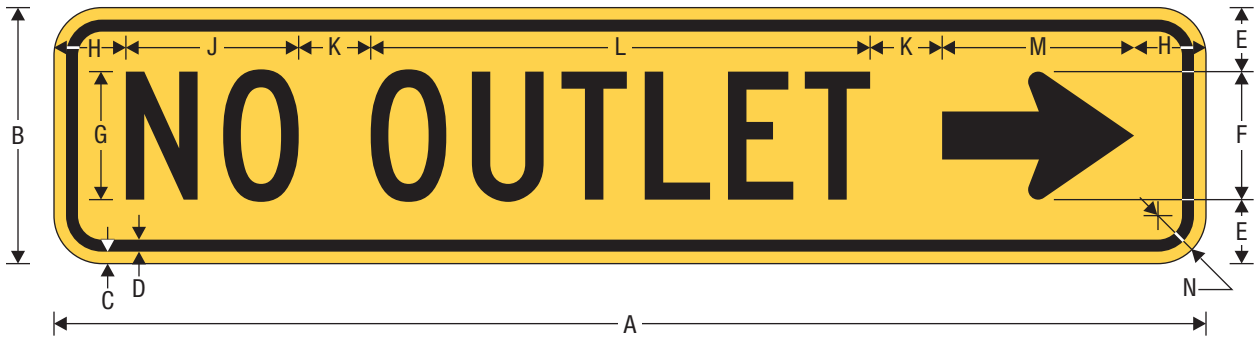
COLORS: LEGEND, BORDER — BLACK
 BACKGROUND — YELLOW (RETROREFLECTIVE)



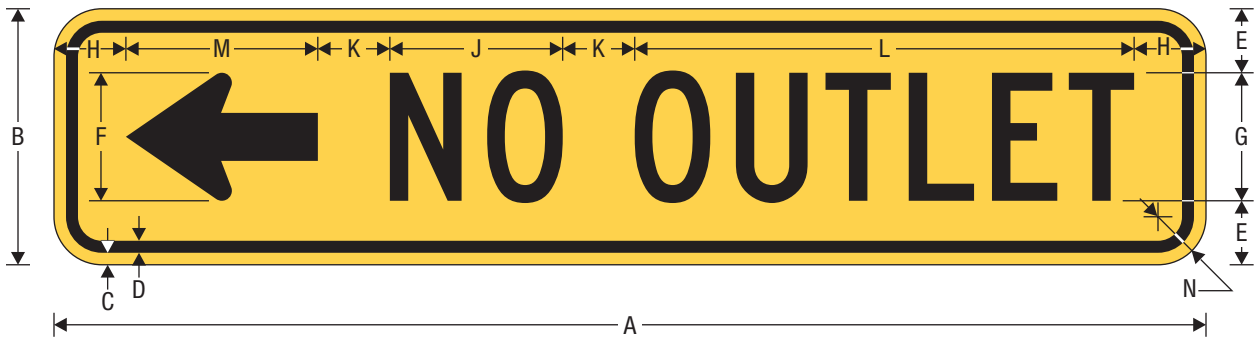
W14-2
NO OUTLET

A	B	C	D	E	F	G	H	J	K	L
24	.375	.625	5 D	3	.75	4.125	4.5	11.625	12.063	1.5
30	.5	.75	6 D	4	.938	5	5.375	13.938	14.5	1.875
36	.625	.875	7 D	5	1.125	5.875	6.25	16.25	16.938	2.25
48	.75	1.25	10 D	6	1.5	8.25	9	23.25	24.126	3

COLORS: LEGEND, BORDER – BLACK
BACKGROUND – YELLOW (RETROREFLECTIVE)



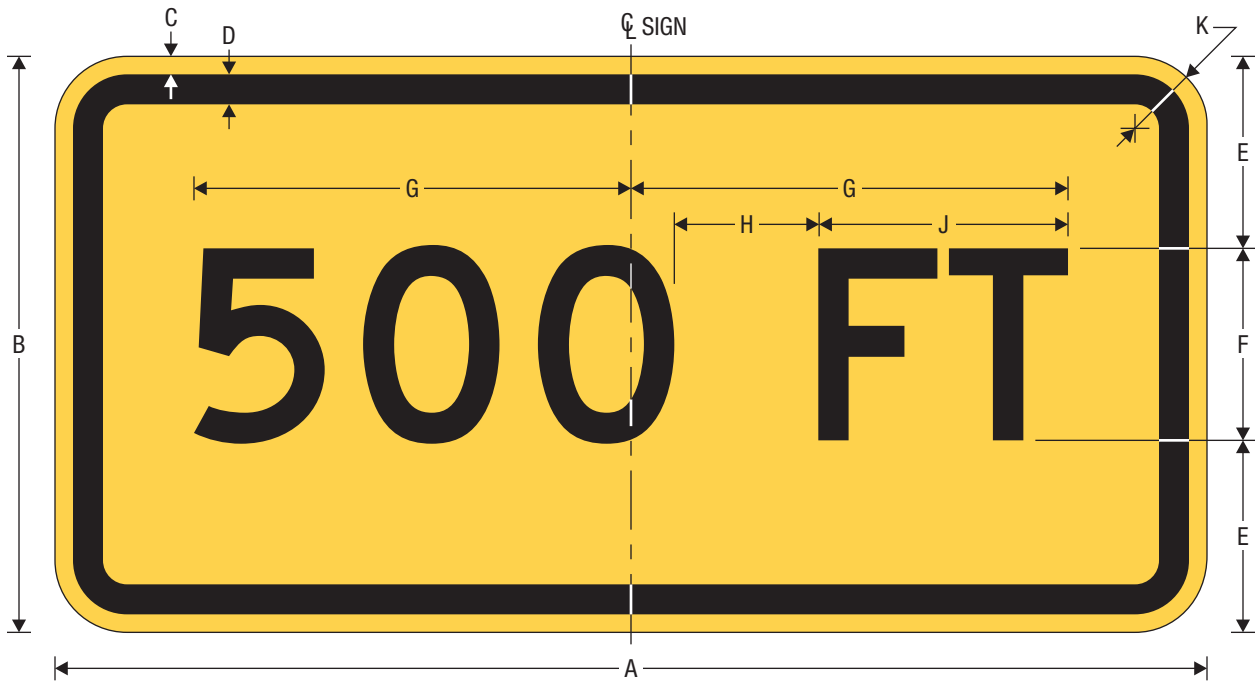
W14-2aR
 NO OUTLET (DIRECTIONAL)



W14-2aL
 NO OUTLET (DIRECTIONAL)

A	B	C	D	E	F	G	H	J	K	L	M	N
24	6	0.375	0.375	1.5	3	3 B	1.852	3.242	1.625	9.305	4.5	1.5
36	8	0.375	0.375	2	4	4 C	2.246	5.402	2.25	15.606	6	1.5

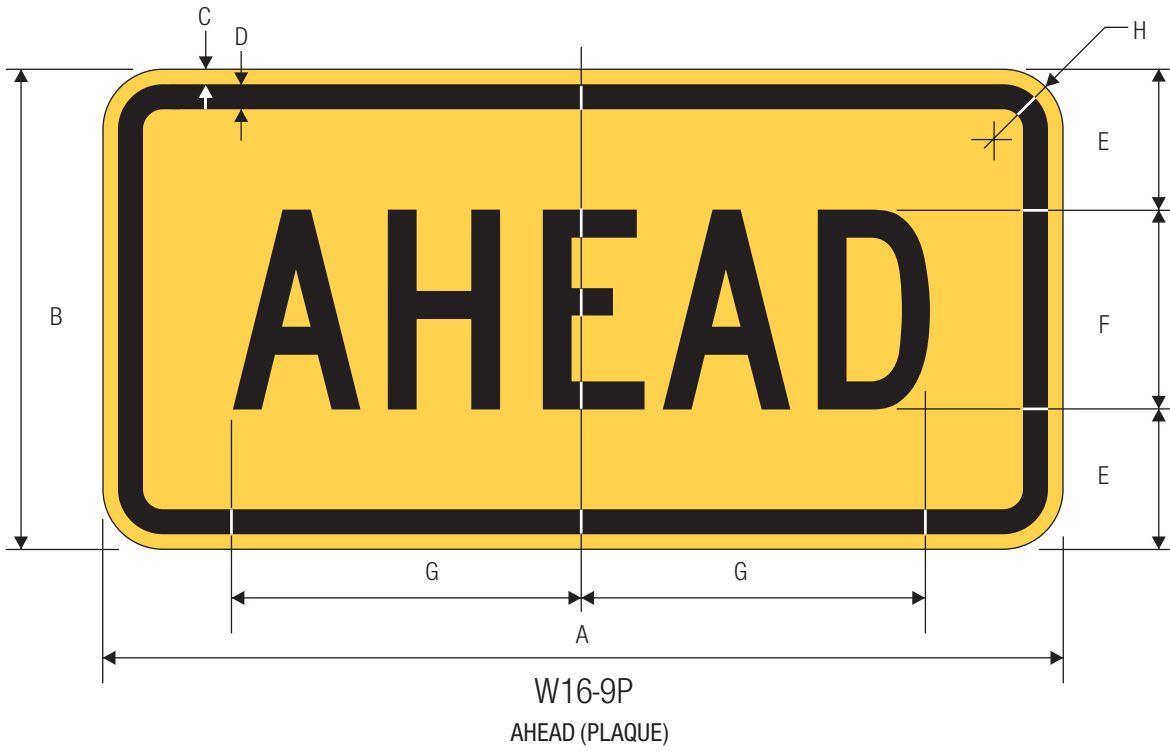
COLORS: LEGEND, BORDER — BLACK
 BACKGROUND — YELLOW (RETROREFLECTIVE)



W16-2aP
 DISTANCE - FEET - (1-LINE PLAQUE)

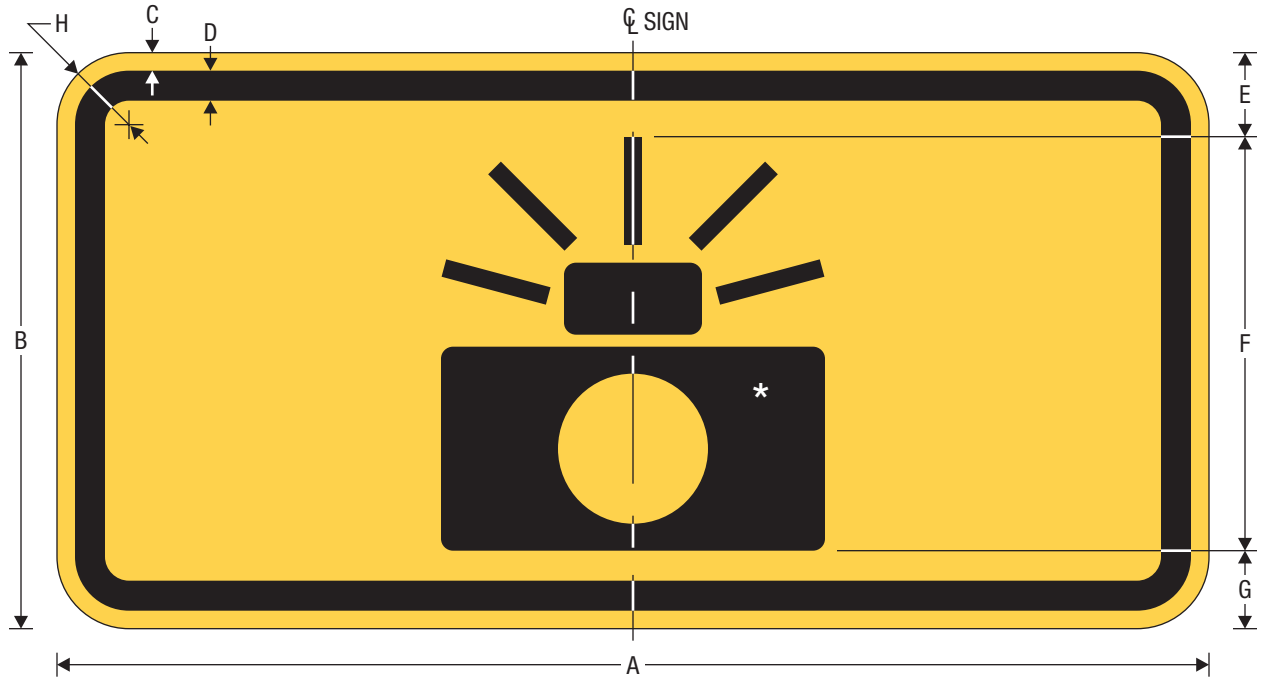
A	B	C	D	E	F	G	H	J	K
12	9	0.375	0.375	3	3 D	VAR	2	3.902	1.5
24	12	0.375	0.625	4	4 D	VAR	3	5.202	1.5
30	18	0.375	0.625	6	6 C	VAR	4	6.483	1.5

COLORS: LEGEND, BORDER — BLACK
 BACKGROUND — YELLOW (RETROREFLECTIVE)



A	B	C	D	E	F	G	H
24	12	.375	.625	3.5	5 C	8.714	1.5
30	18	.5	.75	5.5	7 C	12.201	1.875
36	24	.625	.875	8	8 C	13.944	2.25
48	36	.75	1.25	13	10 C	17.428	3

COLORS: LEGEND, BORDER — BLACK
 BACKGROUND — YELLOW (RETROREFLECTIVE) OR
 FLUORESCENT YELLOW-GREEN (RETROREFLECTIVE)



W16-10P
 PHOTO ENFORCED (PLAQUE)

* See page X-XX for symbol design.

A	B	C	D	E	F	G	H
24	12	0.375	0.625	1.75	8.625	1.625	1.5
36	18	0.625	0.875	2.5	13	2.5	2.25
48	24	0.75	1.25	3.375	17.25	3.375	3

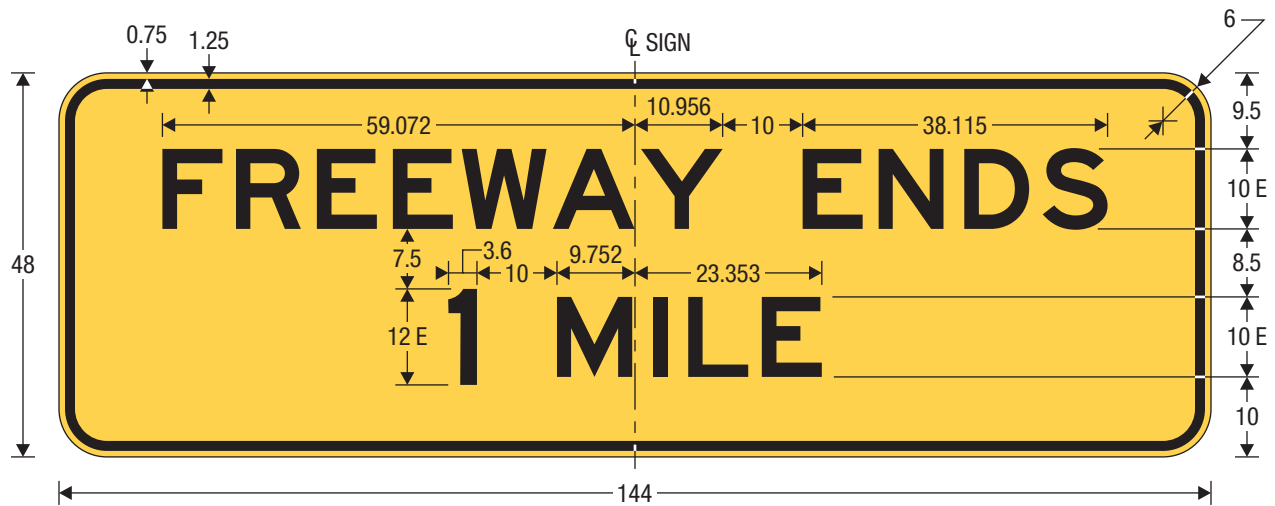
COLORS: LEGEND, BORDER — BLACK
 BACKGROUND — YELLOW (RETROREFLECTIVE)



W17-1
 SPEED HUMP

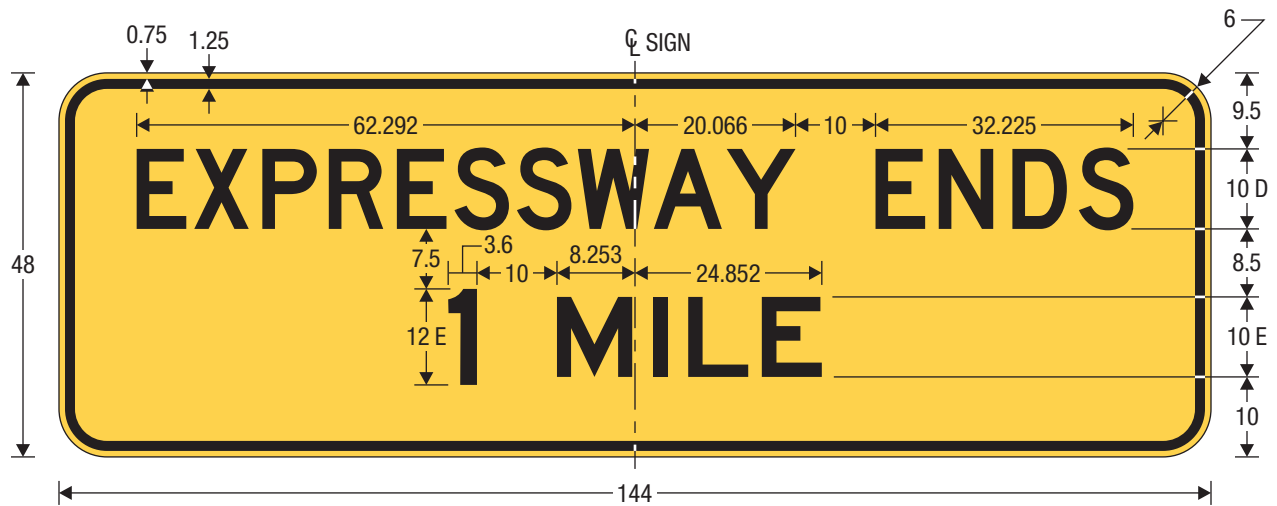
A	B	C	D	E	F	G	H	J	K
24	0.375	0.625	4 D	1.25	2	7.886	6.961	7.210	1.5
30	0.5	0.75	5 D	1.5	2.5	9.857	8.732	8.982	1.875
36	0.625	0.875	6 D	1.875	3	11.828	10.379	10.878	2.25
48	0.75	1.25	8 D	2.5	4	15.771	13.921	14.421	3

COLORS: LEGEND, BORDER — BLACK
 BACKGROUND — YELLOW (RETROREFLECTIVE)



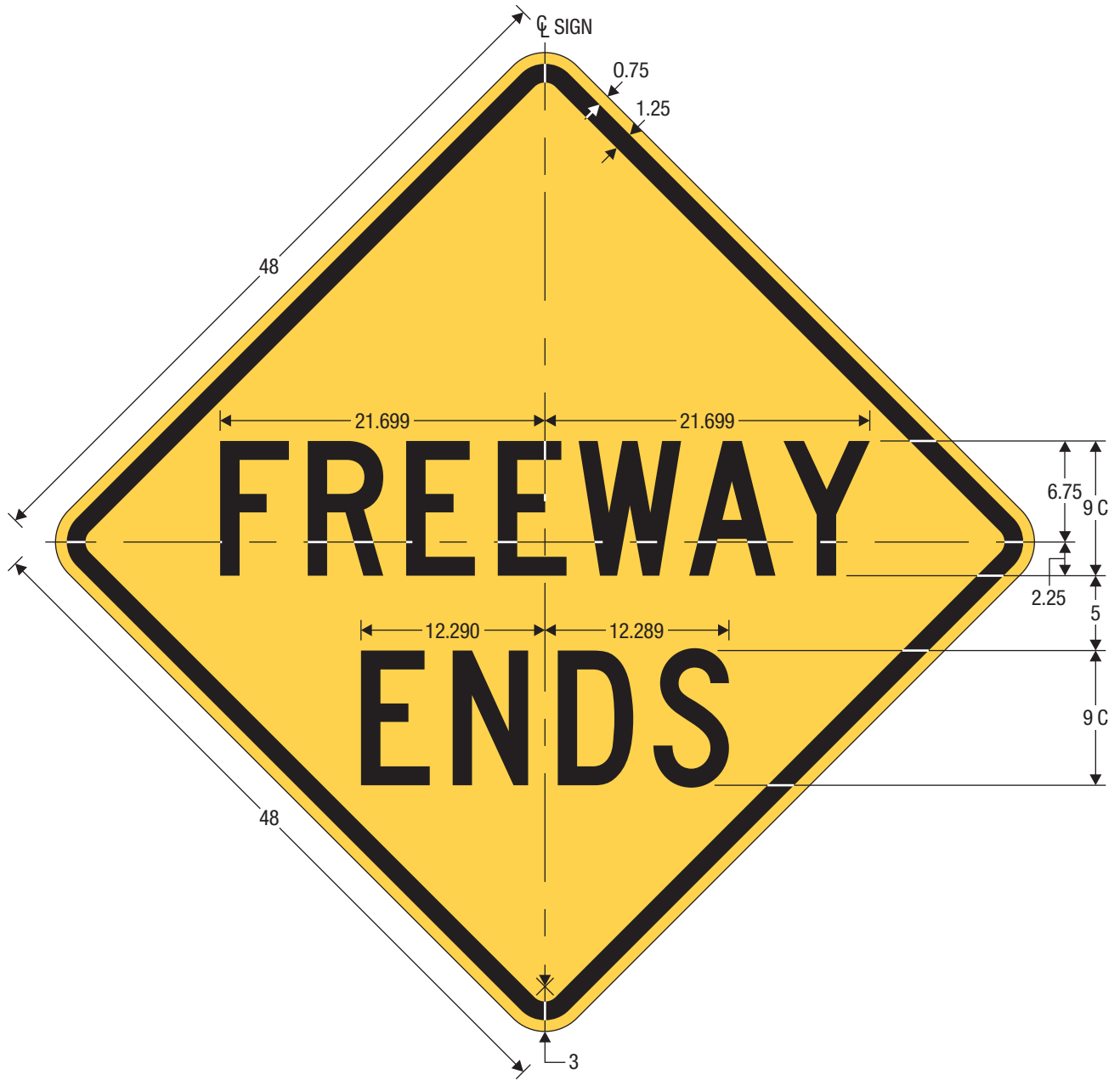
W19-1
FREEWAY ENDS ADVANCE

COLORS: LEGEND, BORDER — BLACK
BACKGROUND — YELLOW (RETROREFLECTIVE)



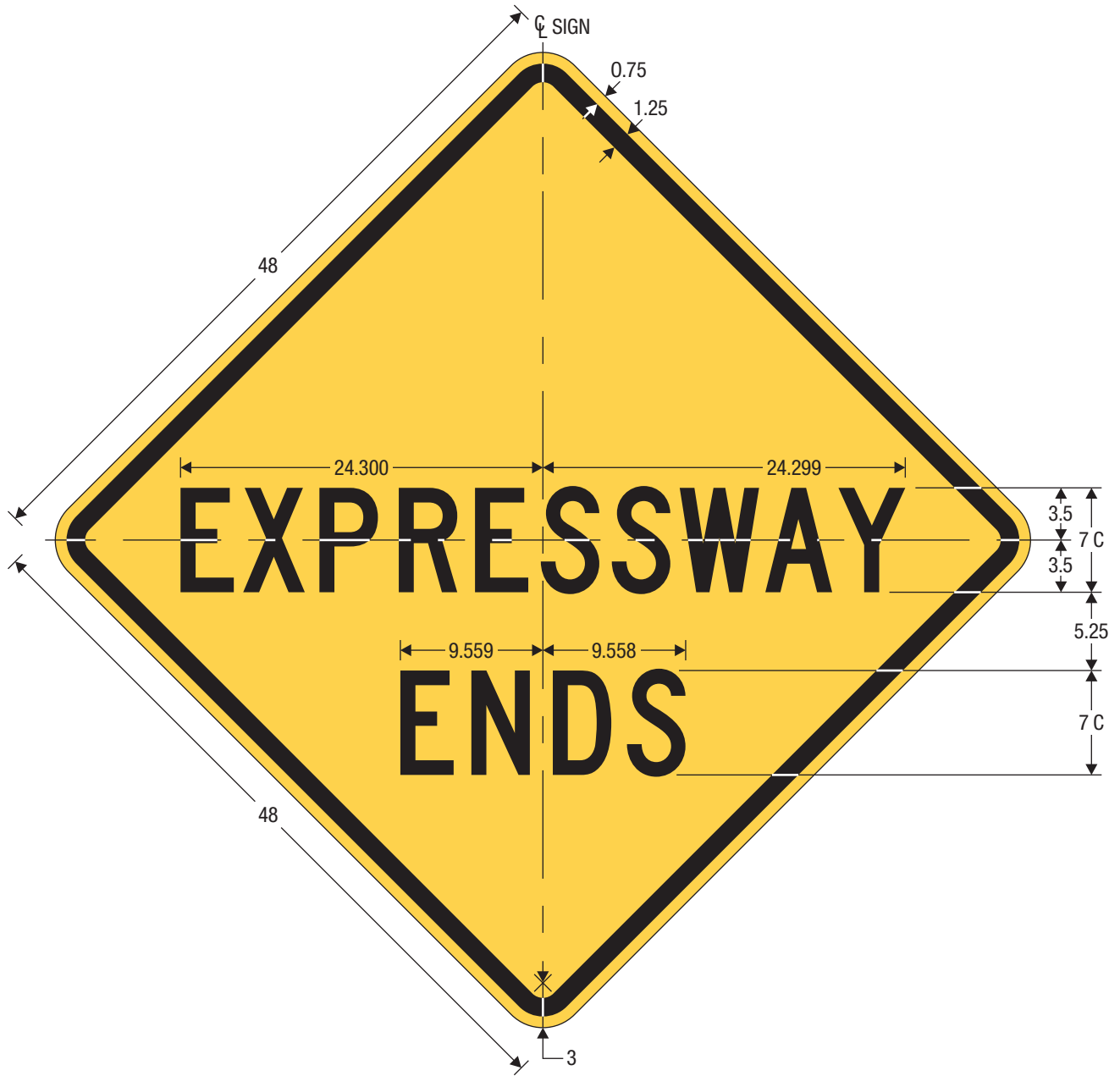
W19-2
EXPRESSWAY ENDS ADVANCE

COLORS: LEGEND, BORDER — BLACK
BACKGROUND — YELLOW (RETROREFLECTIVE)



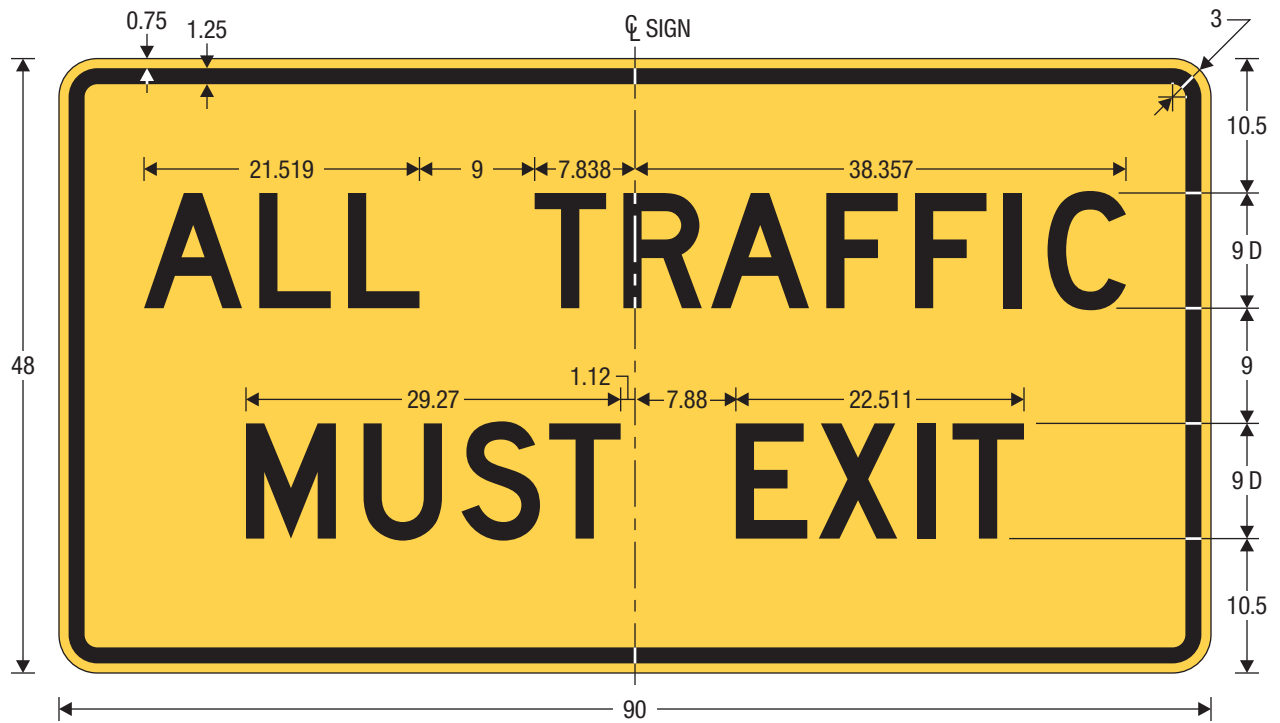
W19-3
FREEWAY ENDS

COLORS: LEGEND, BORDER — BLACK
BACKGROUND — YELLOW (RETROREFLECTIVE)



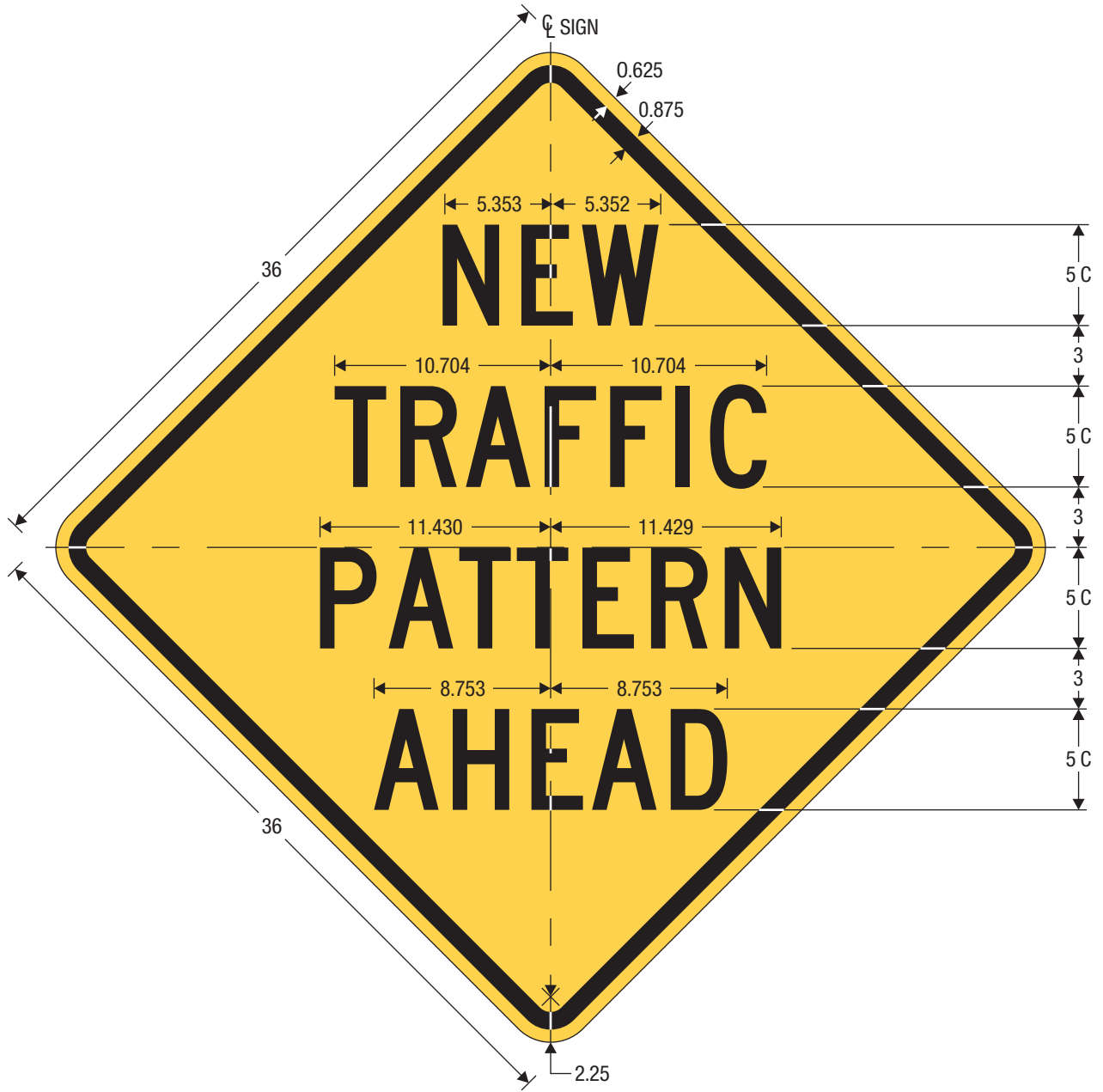
W19-4
EXPRESSWAY ENDS

COLORS: LEGEND, BORDER — BLACK
BACKGROUND — YELLOW (RETROREFLECTIVE)




W19-5
ALL TRAFFIC MUST EXIT

COLORS: LEGEND, BORDER — BLACK
BACKGROUND — YELLOW (RETROREFLECTIVE)



W23-2
NEW TRAFFIC PATTERN AHEAD

COLORS: LEGEND, BORDER — BLACK
BACKGROUND — YELLOW (RETROREFLECTIVE)

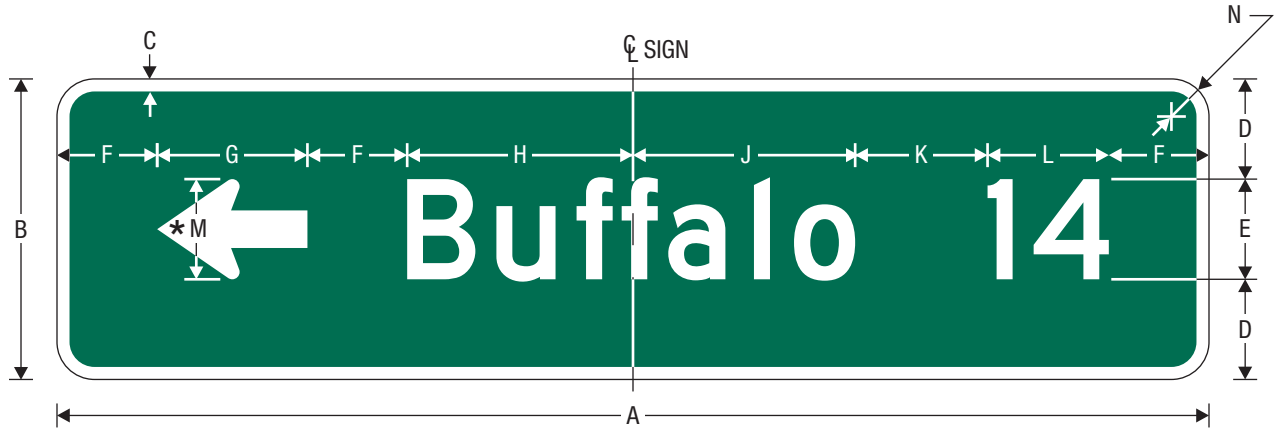


D1-1
 DESTINATION (1 LINE)

* See page 6-2 for arrow design.

A	B	C	D	E	F	G	H	J	K	L
VAR	18	0.75	6	6 D	6 MIN	6	9	6	VAR	2.25
VAR	24	1	8	8 D	8 MIN	8	12	8	VAR	3

COLORS: LEGEND, BORDER – WHITE (RETROREFLECTIVE)
 BACKGROUND – GREEN (RETROREFLECTIVE)




D1-1a
 DESTINATION AND DISTANCE (1 LINE)

* See page 6-2 for arrow design.


A	B	C	D	E	F	G	H	J	K	L	M	N
VAR	18	0.75	6	6 D	6	9	VAR	VAR	6 MIN	VAR	6	2.25
VAR	24	1	8	8 D	8	12	VAR	VAR	8 MIN	VAR	8	3

COLORS: LEGEND, BORDER – WHITE (RETROREFLECTIVE)
 BACKGROUND – GREEN (RETROREFLECTIVE)



D1-1b
BICYCLE DESTINATION (1 LINE)

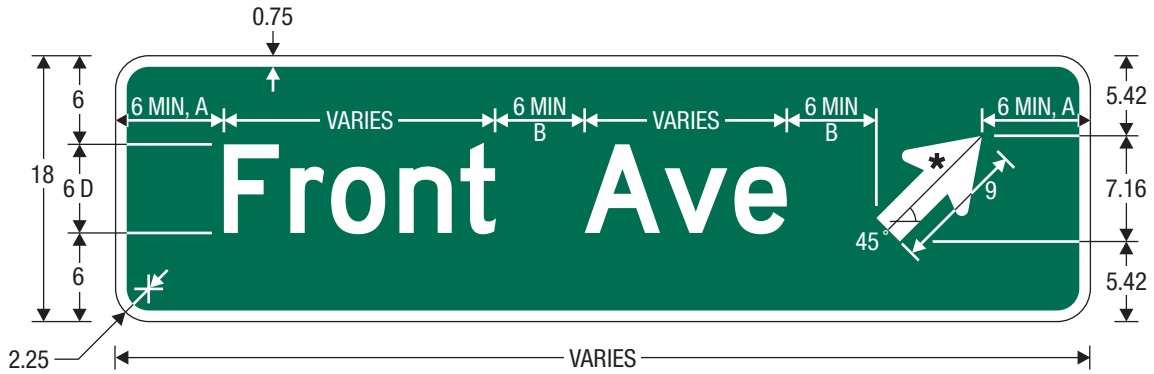
- * See page 6-2 for arrow design.
- ** See page 6-7 for symbol design.



D1-1c
BICYCLE DESTINATION AND DISTANCE (1 LINE)

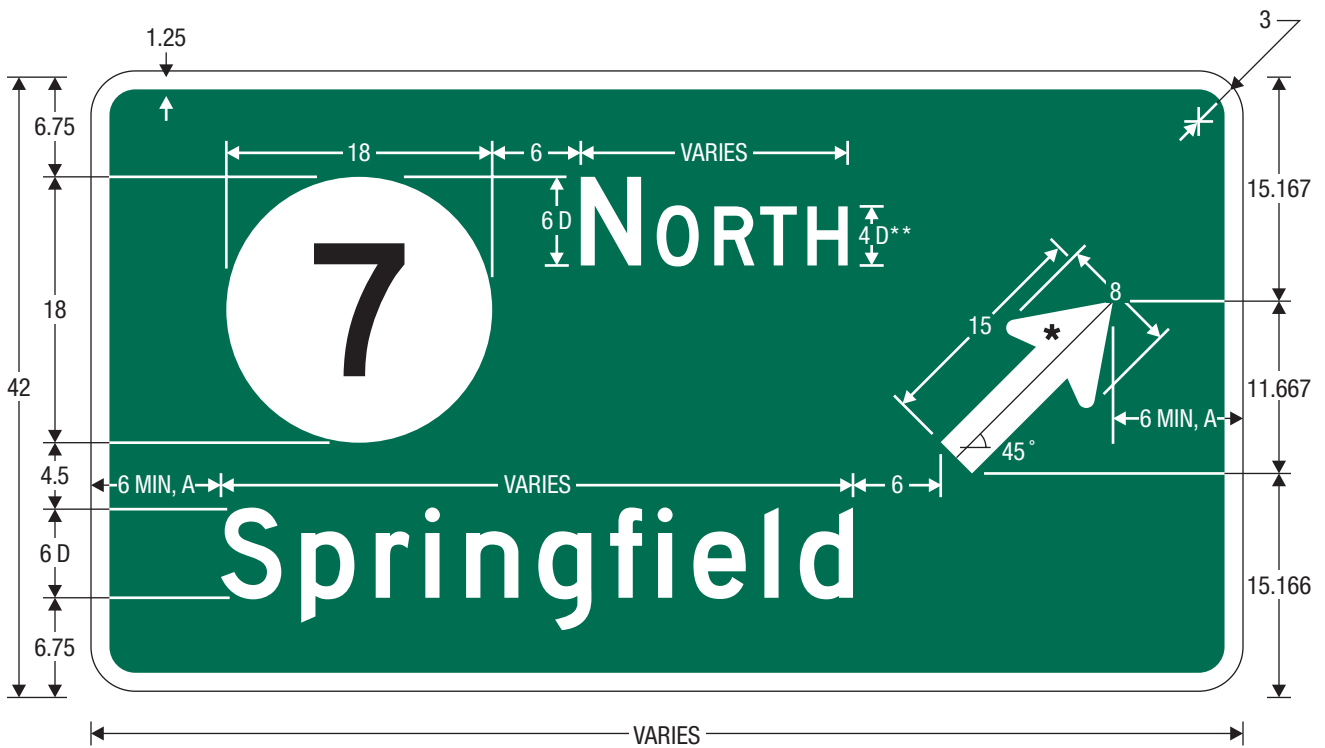
- * See page 6-2 for arrow design.
- ** See page 6-7 for symbol design.

COLORS: LEGEND, BORDER — WHITE (RETROREFLECTIVE)
BACKGROUND — GREEN (RETROREFLECTIVE)



D1-1d

CIRCULAR INTERSECTION EXIT DESTINATION (1 LINE)




D1-1e

CIRCULAR INTERSECTION EXIT DESTINATION

* See page 6-2 for arrow design.
 ** Increase character spacing 20%.

COLORS: LEGEND, BORDER — WHITE (RETROREFLECTIVE)
 BACKGROUND — GREEN (RETROREFLECTIVE)



D1-2
DESTINATION (2 LINES)

- * Controlling line of legend.
- ** Optically space non-controlling line.
- *** See page 6-2 for arrow design.

A	B	C	D	E	F	G	H	J	K
VAR	30	0.75	4.75	6 D	3.875	6 MIN*	9	6	VAR
VAR	42	1	6.75	8 D	5.75	8 MIN*	12	8	VAR

L	M	N	P	Q
6 MIN**	VAR	6 MIN, 9 MAX	6 MIN**	2.25
8 MIN**	VAR	8 MIN, 12 MAX	8 MIN**	3

COLORS: LEGEND, BORDER – WHITE (RETROREFLECTIVE)
BACKGROUND – GREEN (RETROREFLECTIVE)

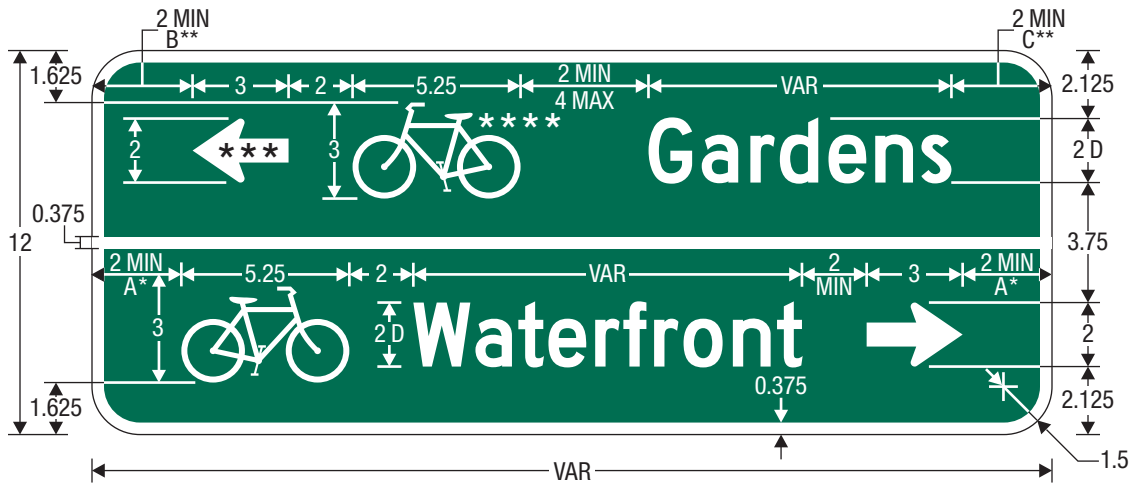


D1-2a
 DESTINATION AND DISTANCE (2 LINES)

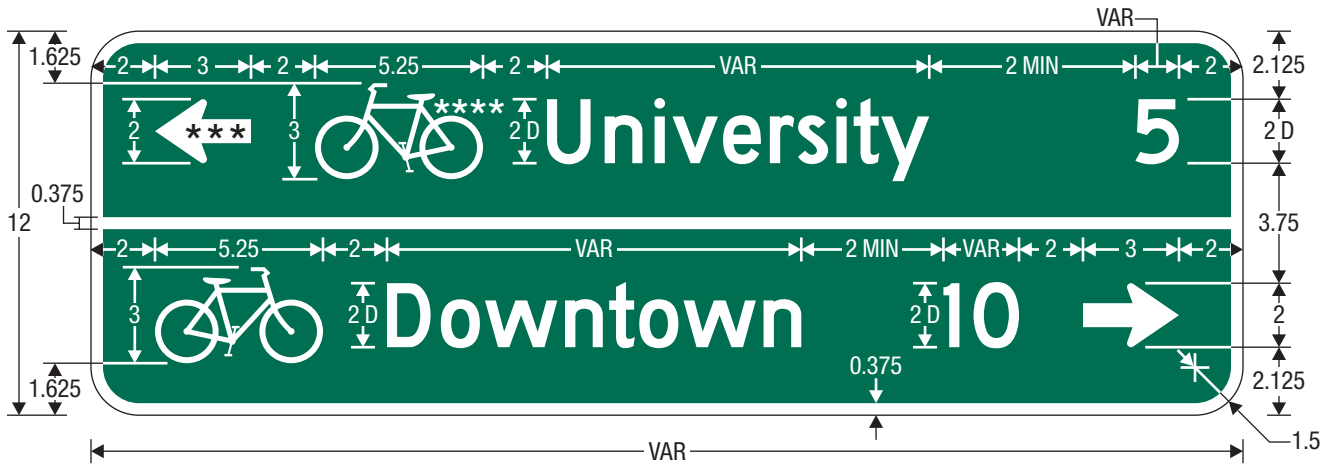
* See page 6-2 for arrow design.

A	B	C	D	E	F	G	H	J	K	L	M
VAR	30	0.75	4.75	6 D	3.875	6	9	6	VAR	6 MIN	VAR
VAR	42	1	6.75	8 D	5.75	8	12	8	VAR	8 MIN	VAR
N	P	Q	R								
VAR	6 MIN	VAR	2.25								
VAR	8 MIN	VAR	3								

COLORS: LEGEND, BORDER – WHITE (RETROREFLECTIVE)
 BACKGROUND – GREEN (RETROREFLECTIVE)



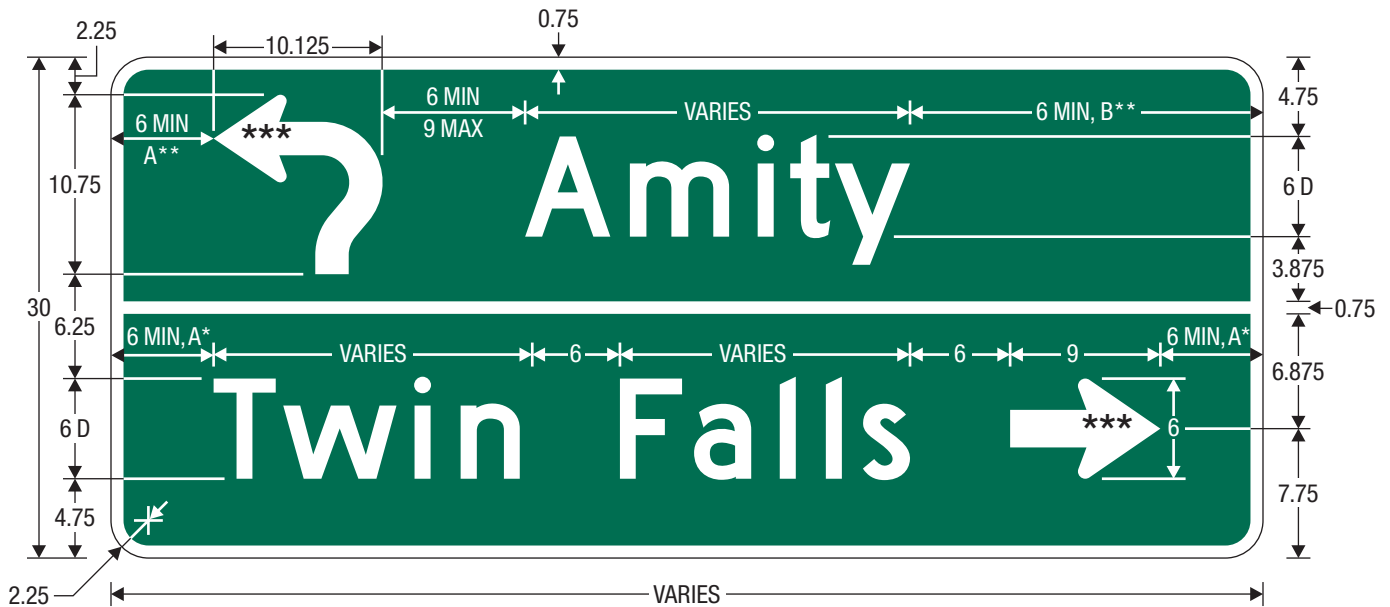
D1-2b
BICYCLE DESTINATION (2 LINES)



D1-2c
BICYCLE DESTINATION AND DISTANCE (2 LINES)

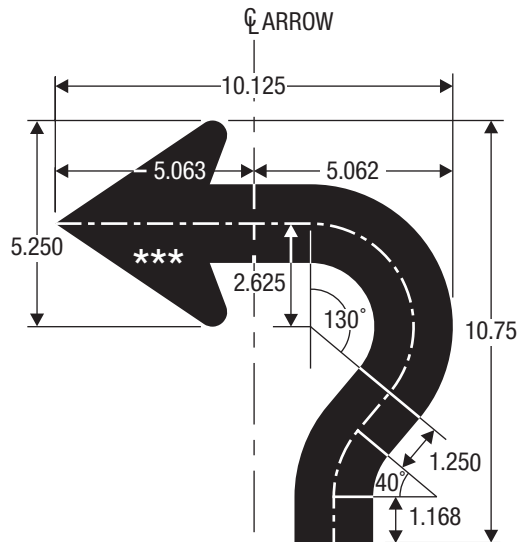
- * Controlling line of legend.
- ** Optically space non-controlling line.
- *** See page 6-2 for arrow design.
- ***** See page 6-7 for symbol design.

COLORS: LEGEND, BORDER — WHITE (RETROREFLECTIVE)
BACKGROUND — GREEN (RETROREFLECTIVE)



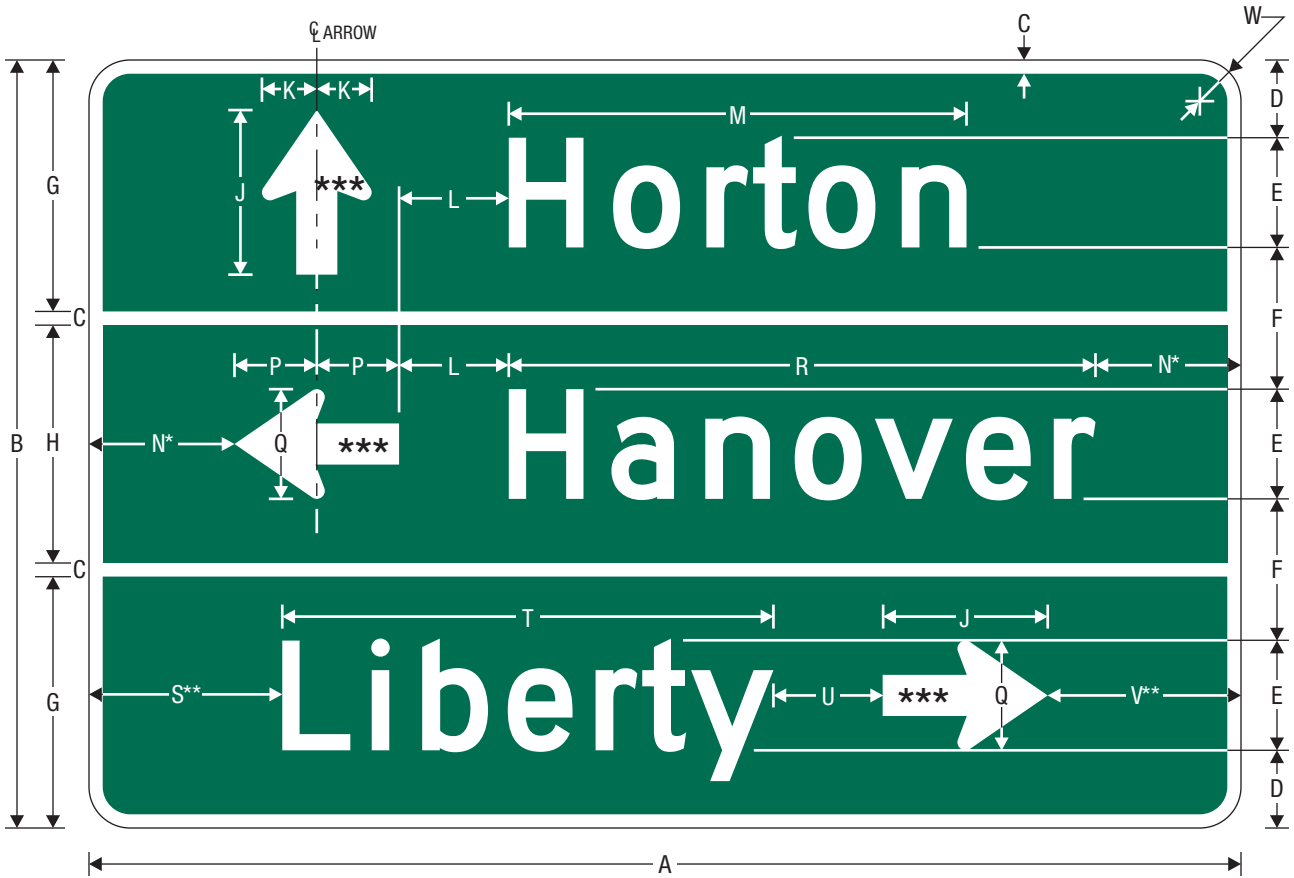
D1-2d

CIRCULAR INTERSECTION DESTINATION (2 LINES)



- * Controlling line of legend.
- ** Optically space non-controlling line.
- *** See page 6-2 for arrow design.

COLORS: LEGEND, BORDER — WHITE (RETROREFLECTIVE)
 BACKGROUND — GREEN (RETROREFLECTIVE)



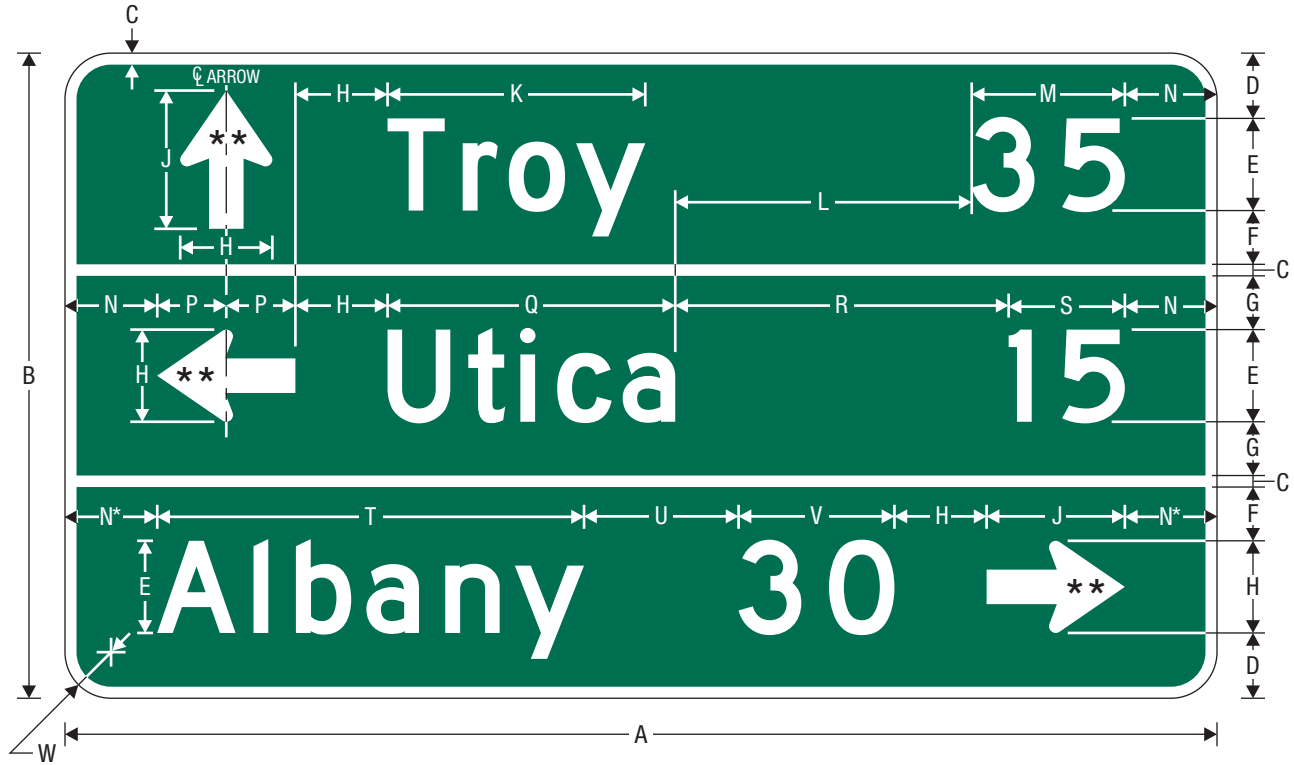
D1-3
DESTINATION (3 LINES)

- * Controlling line of legend.
- ** Optically space non-controlling line.
- *** See page 6-2 for arrow design.

A	B	C	D	E	F	G	H	J	K	L	M
VAR	42	0.75	4.25	6 D	7.75	13.75	13	9	3	6	VAR
VAR	60	1	6.25	8 D	11.75	19.5	19	12	4	8	VAR

N	P	Q	R	S	T	U	V	W
6 MIN*	4.5	6	VAR	6 MIN**	VAR	6 MIN, 9 MAX	6 MIN**	2.25
8 MIN*	6	8	VAR	8 MIN**	VAR	8 MIN, 12 MAX	8 MIN**	3

COLORS: LEGEND, BORDER – WHITE (RETROREFLECTIVE)
BACKGROUND – GREEN (RETROREFLECTIVE)



D1-3a

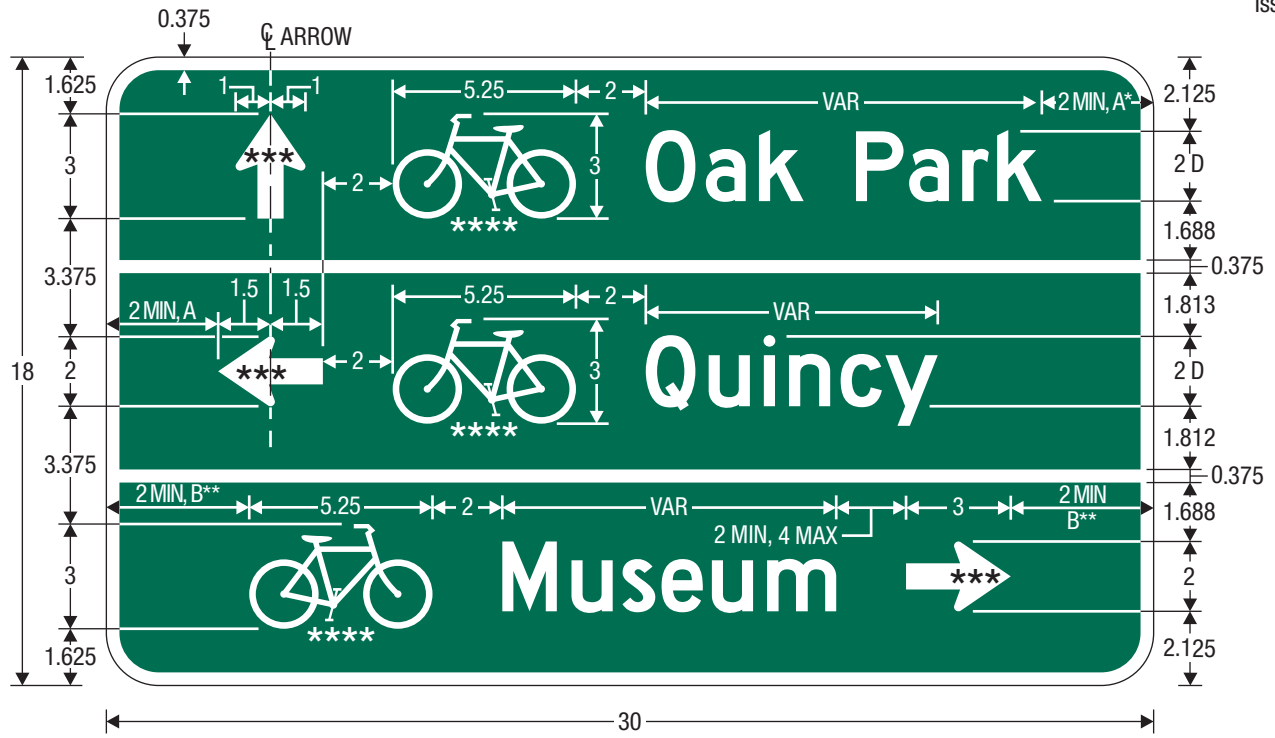
DESTINATION AND DISTANCE (3 LINES)

* Controlling line of legend.

** See page 6-2 for arrow design.


A	B	C	D	E	F	G	H	J	K	L	M
VAR	42	0.75	4.25	6 D	3.5	3.5	6	9	VAR	9 MIN	VAR
VAR	60	1	6.25	8 D	5.25	5.5	8	12	VAR	12 MIN	VAR
N	P	Q	R	S	T	U	V	W			
6 MIN	4.5	VAR	9 MIN	VAR	VAR	9 MIN	VAR	3			
8 MIN	6	VAR	12 MIN	VAR	VAR	12 MIN	VAR	3			

COLORS: LEGEND, BORDER – WHITE (RETROREFLECTIVE)
 BACKGROUND – GREEN (RETROREFLECTIVE)



D1-3b

BICYCLE DESTINATION (3 LINES)

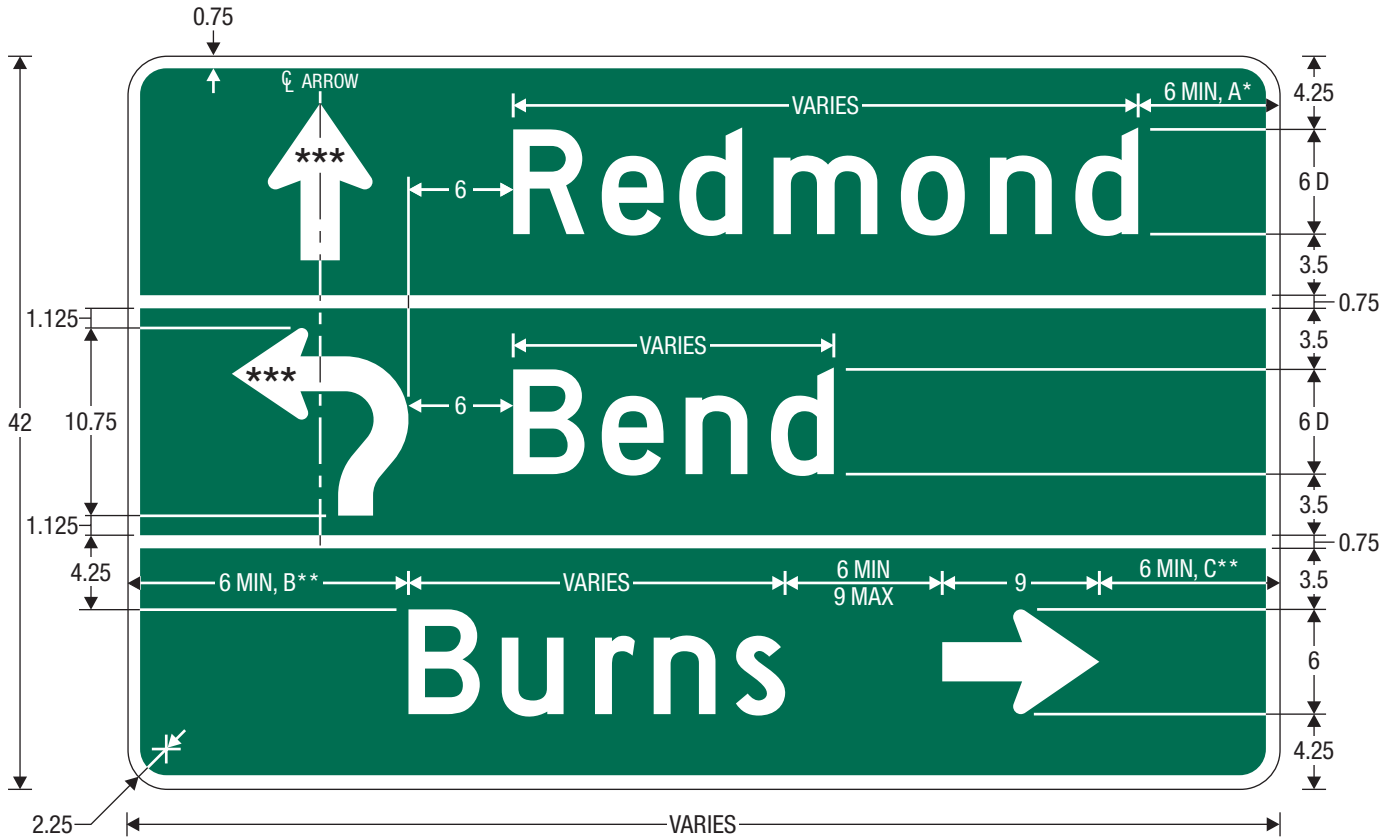


D1-3c

BICYCLE DESTINATION AND DISTANCE (3 LINES)

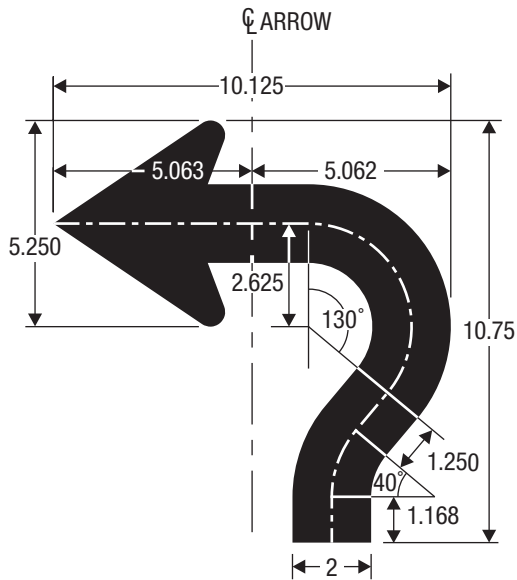
- * Controlling line of legend.
- ** Optically space non-controlling line.
- *** See page 6-2 for arrow design.
- **** See page 6-7 for symbol design.

COLORS: LEGEND, BORDER — WHITE (RETROREFLECTIVE)
 BACKGROUND — GREEN (RETROREFLECTIVE)



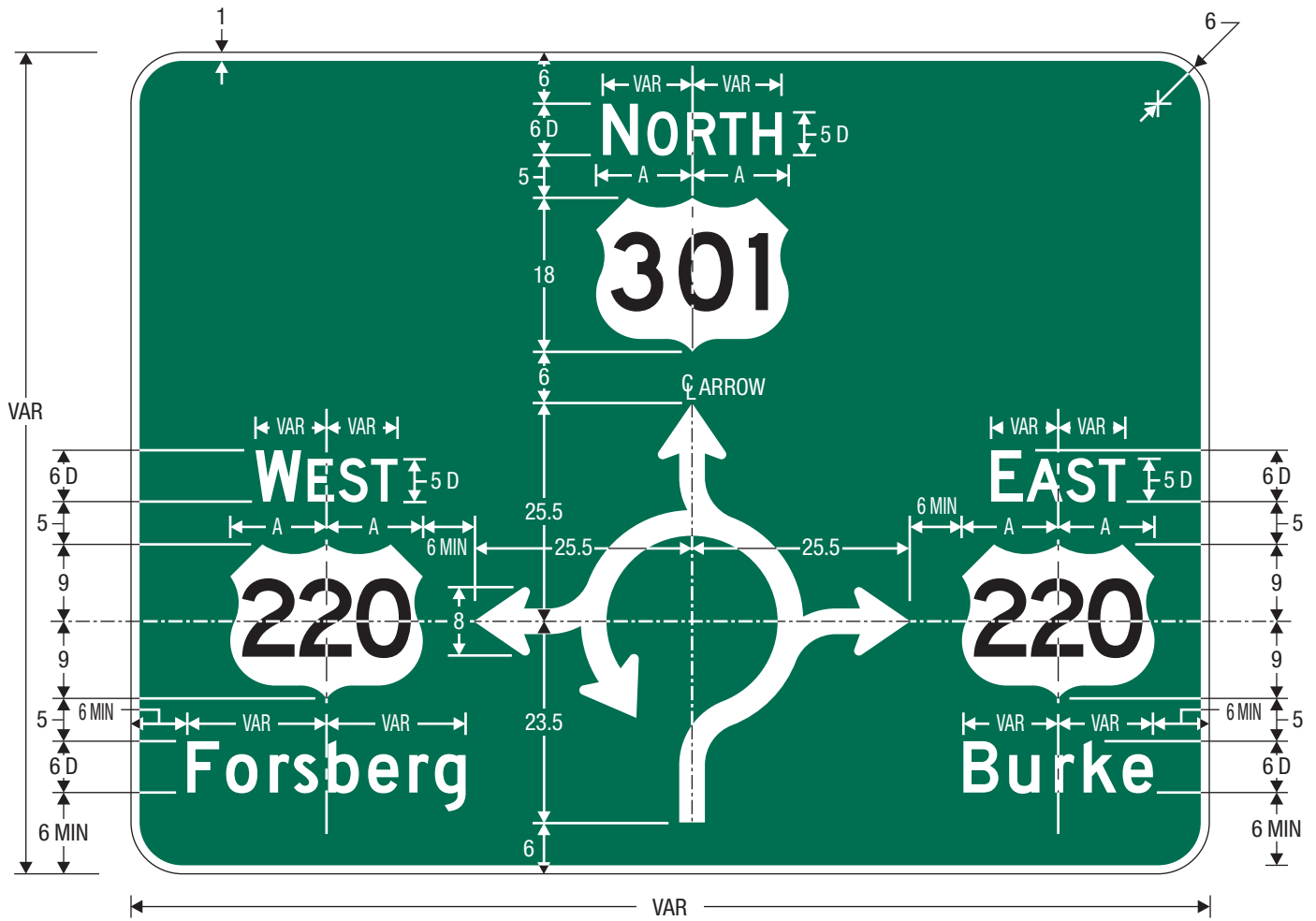
D1-3d

CIRCULAR INTERSECTION DESTINATION (3 LINES)



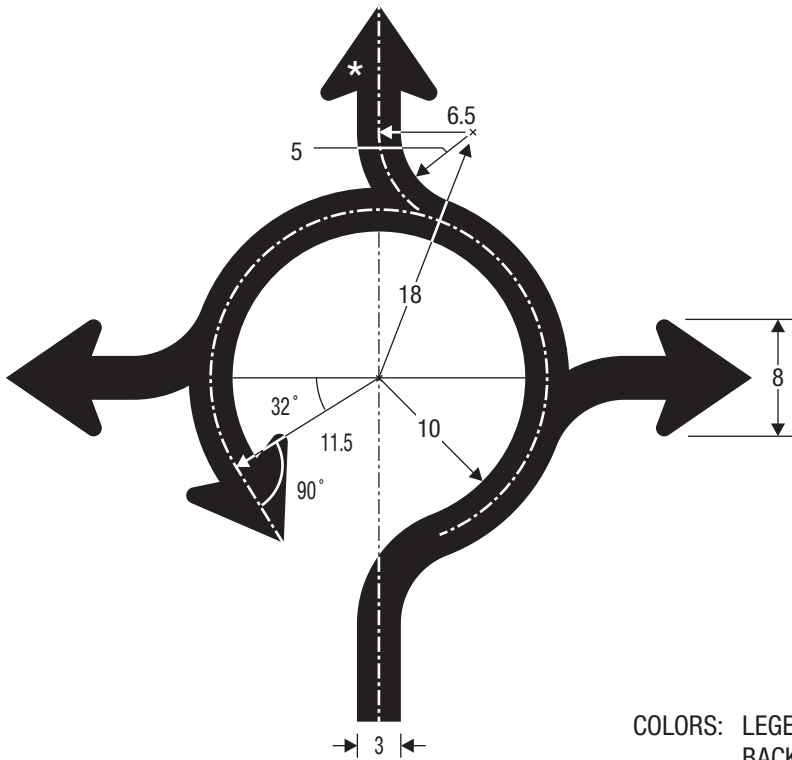
- * Controlling line of legend.
- ** Optically space non-controlling line.
- *** See page 6-2 for arrow design.

COLORS: LEGEND, BORDER — WHITE (RETROREFLECTIVE)
 BACKGROUND — GREEN (RETROREFLECTIVE)



D1-5


CIRCULAR INTERSECTION DIAGRAMMATIC



*See page 6-2 for arrow design.

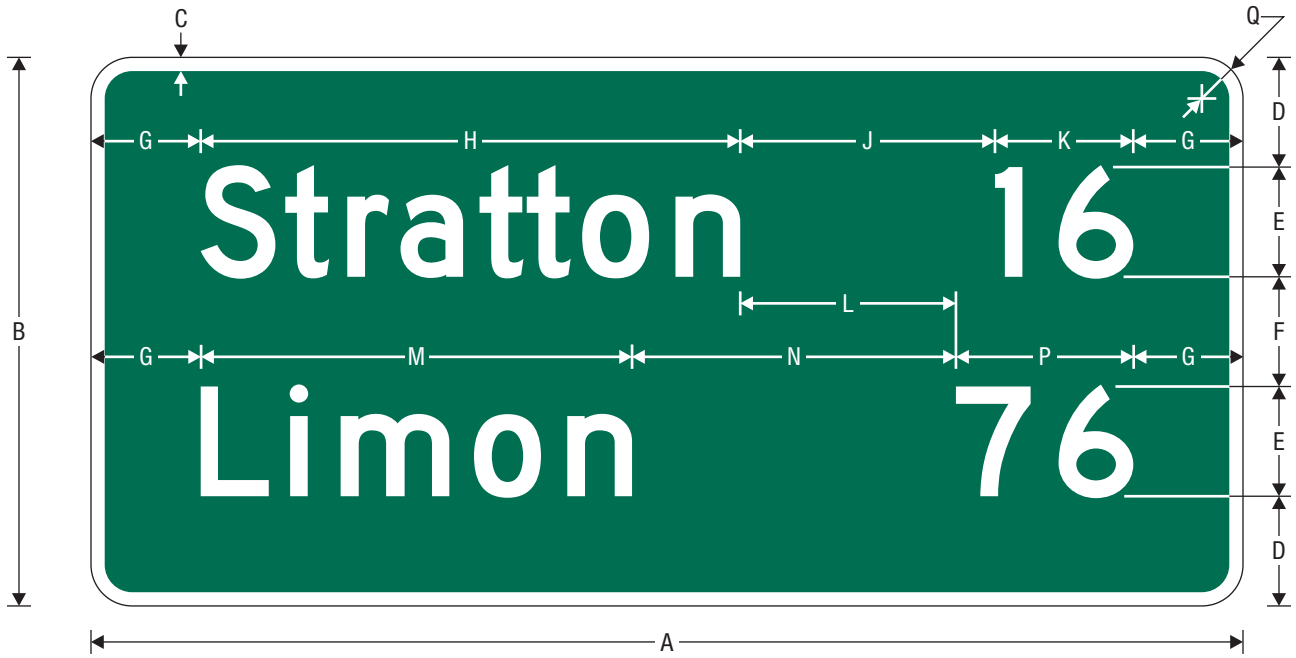
A
9 (1, 2 digits)
11.25 (3 digits)

COLORS: LEGEND, BORDER — WHITE (RETROREFLECTIVE)
BACKGROUND — GREEN (RETROREFLECTIVE)



D2-1
DISTANCE (1 LINE)

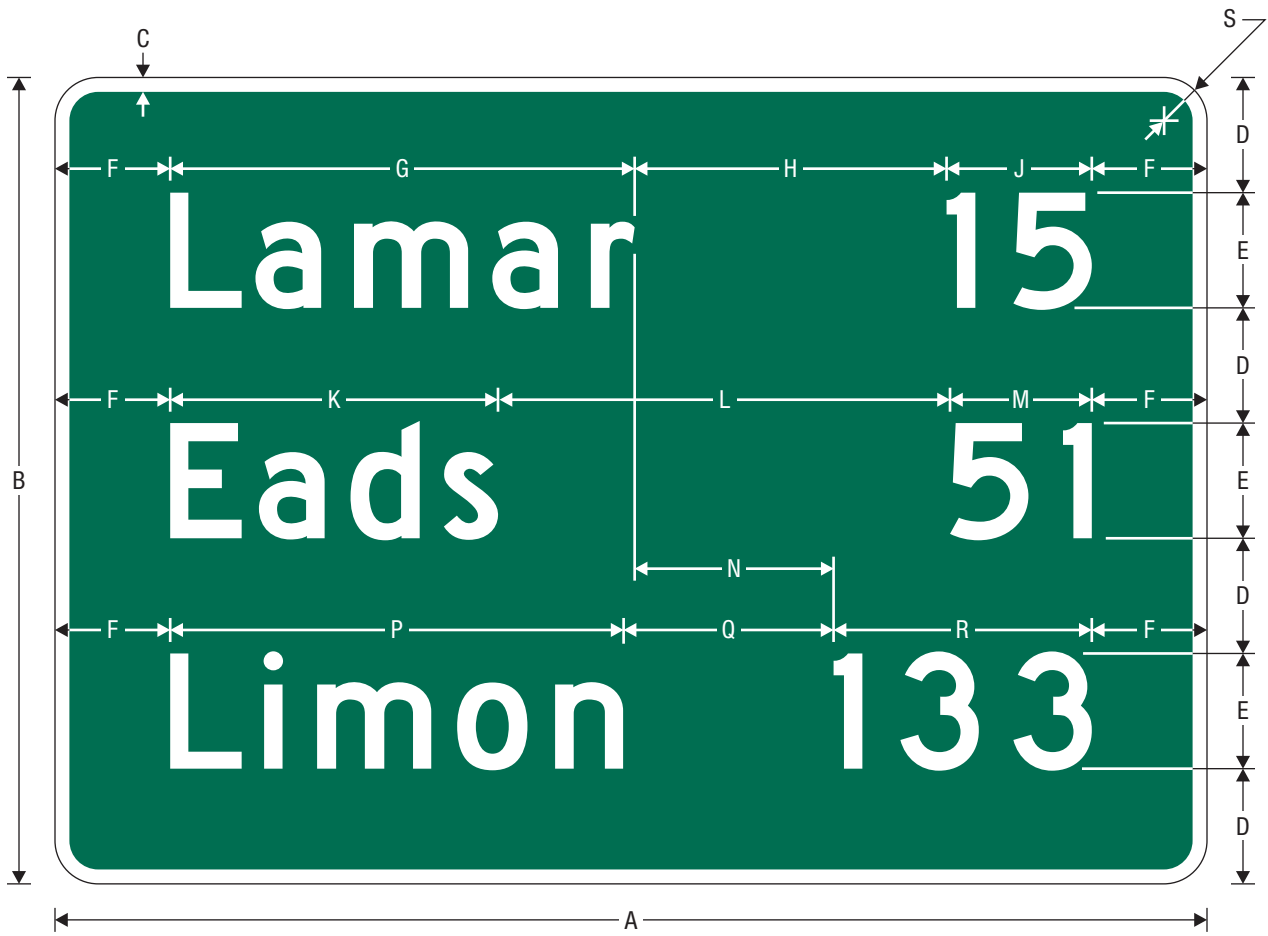
A	B	C	D	E	F	G	H	J	K
VAR	18	0.75	6	6 D	6	VAR	6 MIN	VAR	2.25
VAR	24	1	8	8 D	8	VAR	8 MIN	VAR	3



D2-2
DISTANCE (2 LINES)

A	B	C	D	E	F	G	H	J	K	L	M	N	P	Q
VAR	30	0.75	6	6 D	6	6	VAR	9 MIN	VAR	9 MIN	VAR	VAR	VAR	2.25
VAR	36	1	7	8 D	6	8	VAR	12 MIN	VAR	12 MIN	VAR	VAR	VAR	3

COLORS: LEGEND, BORDER – WHITE (RETROREFLECTIVE)
BACKGROUND – GREEN (RETROREFLECTIVE)




D2-3
DISTANCE (3 LINES)

A	B	C	D	E	F	G	H	J	K	L	M	N
VAR	42	0.75	6	6 D	6	VAR	9 MIN	VAR	VAR	VAR	VAR	9 MIN
VAR	48	1	4.5	8 D	8	VAR	12 MIN	VAR	VAR	VAR	VAR	12 MIN

P	Q	R	S
VAR	VAR	VAR	2.25
VAR	VAR	VAR	3

COLORS: LEGEND, BORDER – WHITE (RETROREFLECTIVE)
BACKGROUND – GREEN (RETROREFLECTIVE)



D3-1
 STREET NAME SIGN



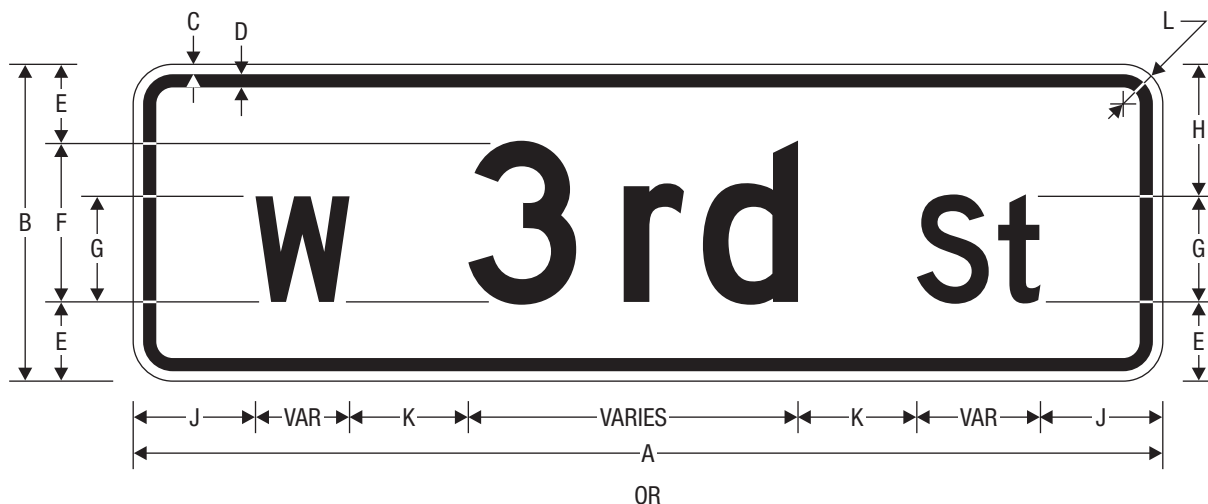
D3-1 – PRINCIPAL LEGEND WITH DESCENDING STROKES



D3-1 – WITHOUT BORDER, PRINCIPAL LEGEND WITH OR WITHOUT DESCENDING STROKES

A	B	C	D	E	F	G	H	J	K	L	M	N
VAR	8	0.375	2	4 D	3 D	3	3 (MIN)	3	1	1.75	2.25	2.75
VAR	12	0.5	3	6 D	4 D	5	4.5 (MIN)	4.5	1.5	2.75	3.25	4.75
VAR	18	0.75	5	8 D	5.33 D	7.67	5.33 (MIN)	6	1.875	5	5	7.67
VAR	24	1	6	12 D	8 D	10	9 (MIN)	9	2.25	5.5	6.5	9.5

COLORS: LEGEND, BORDER – WHITE (RETROREFLECTIVE)
 BACKGROUND – GREEN (RETROREFLECTIVE)
 BACKGROUND (ALTERNATE) – BLUE OR BROWN (RETROREFLECTIVE)



D3-1

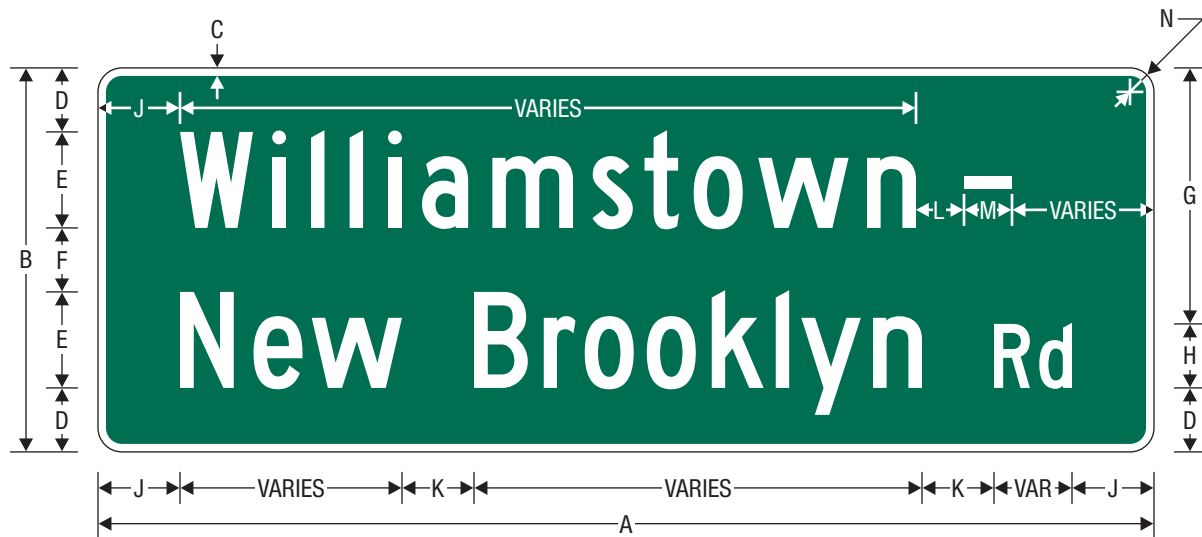
STREET NAME (1 LINE, ALTERNATE COLOR ARRANGEMENT)



D3-1 – PRINCIPAL LEGEND WITH DESCENDING STROKES
 (ALTERNATE COLOR ARRANGEMENT)

A	B	C	D	E	F	G	H	J	K	L	M	N	P
VAR	8	0.25	0.375	2	4 D	3 D	3	3 (MIN)	3	1	1.5	2.5	2.5
VAR	12	0.375	0.5	3	6 D	4 D	5	4.5 (MIN)	4.5	1.5	2.5	3.5	4.5
VAR	18	0.5	0.75	5	8 D	6 D	7	5.33 (MIN)	6	1.875	4.5	5.5	6.5
VAR	24	0.625	0.875	6	12 D	8 D	10	9 (MIN)	9	2.25	5	7	9

COLORS: LEGEND, BORDER – BLACK (NON-RETROREFLECTIVE)
 BACKGROUND – WHITE (RETROREFLECTIVE)



D3-1
 STREET NAME (1 LINE)

A	B	C	D	E	F	G	H	J	K	L	M	N
VAR	15	0.375	2.25	4 C	2.5	9.75	3 C	3 (MIN)	3	2	2	1
VAR	24	0.5	4	6 C	4	16	4 C	4.5 (MIN)	4.5	3	3	1.5
VAR	33	0.75	5.5	8 C	6	22.17	5.33 C	5.33 (MIN)	6	4	4	1.875
VAR	48	1	8	12 C	8	32	8 C	9 (MIN)	9	6	6	2.25

COLORS: LEGEND, BORDER — WHITE (RETROREFLECTIVE)
 BACKGROUND — GREEN (RETROREFLECTIVE)
 BACKGROUND (ALTERNATE) — BLUE OR BROWN (RETROREFLECTIVE)



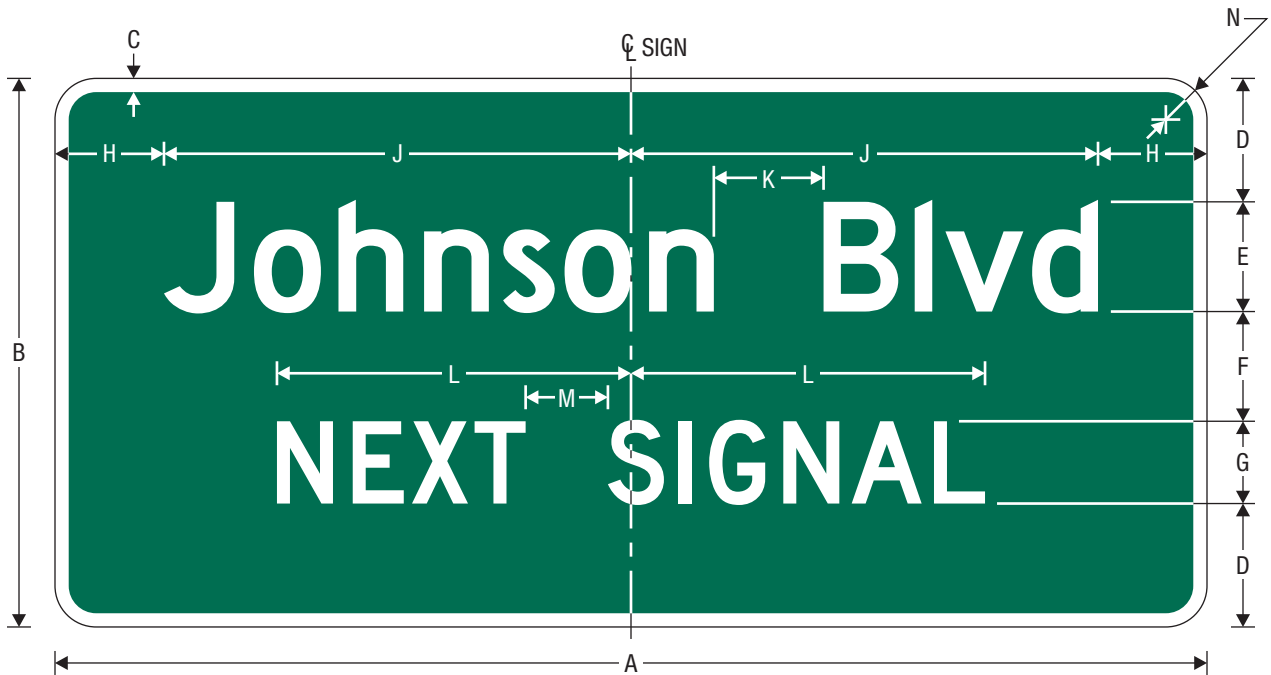
D3-1a

STREET NAME WITH ROUTE SIGN

* See M1-1 through M1-6 sign details. Scale dimensions proportionally.

A	B	C	D	E	F	G	H	J	K	L	M
VAR	8	0.375	0.75	6.5*	2	4 D	3 D	2	3 (MIN)	3	1
VAR	12	0.5	1	10*	3	6 D	4 D	3	4.5 (MIN)	4.5	1.5
VAR	18	0.75	1.5	15*	5	8 D	5.33 D	4	5.33 (MIN)	6	1.875
VAR	24	1	2	20*	6	12 D	8 D	6	9 (MIN)	9	2.25

COLORS: LEGEND, BORDER — WHITE (RETROREFLECTIVE)
 BACKGROUND — GREEN (RETROREFLECTIVE)
 BACKGROUND (ALTERNATE) — BLUE OR BROWN (RETROREFLECTIVE)
 ROUTE SIGN — SEE M1-1 THROUGH M1-6 SIGN DETAILS

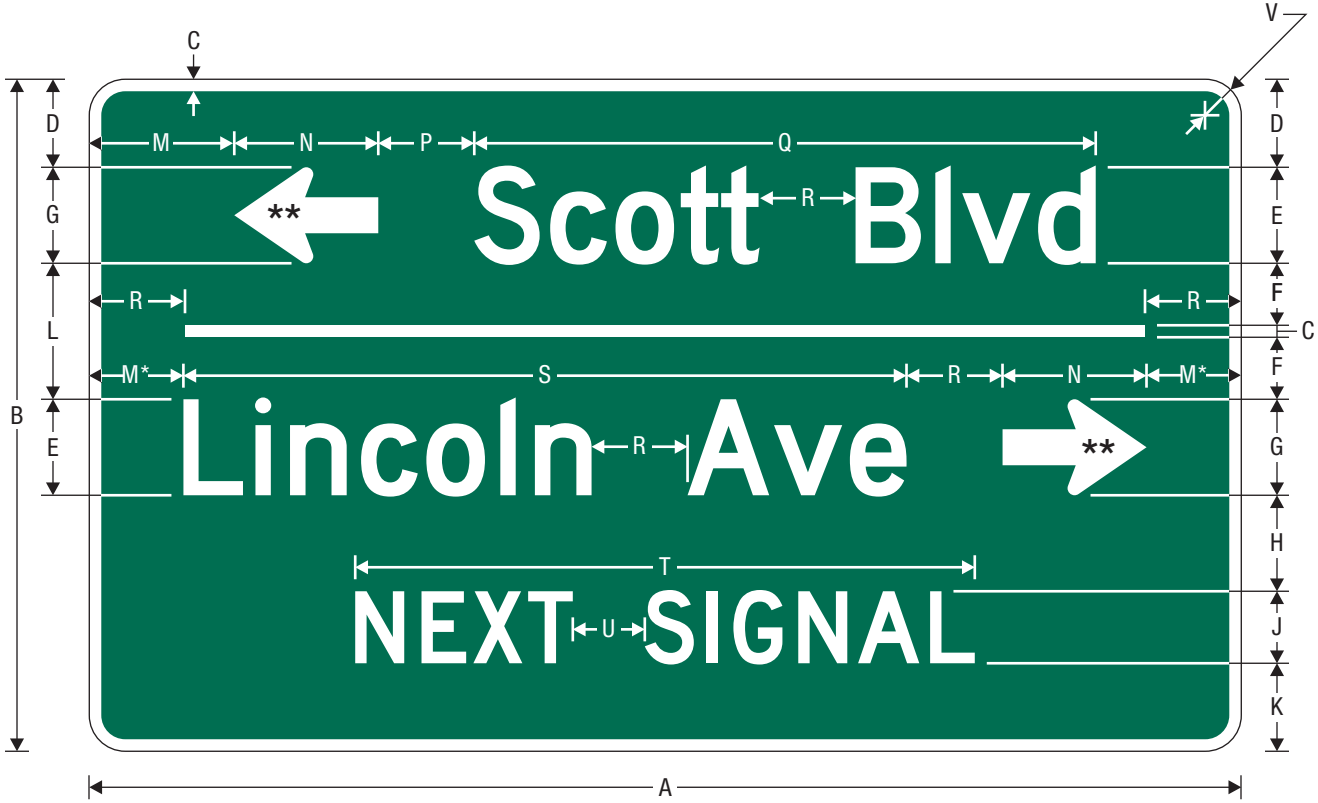


D3-2

ADVANCE STREET NAME (2 LINES)

A	B	C	D	E	F	G	H	J	K	L	M	N
VAR	30	0.75	6.75	6 D	6	4.5 D	6 MIN	VAR	6	VAR	4.5	2.25
VAR	36	1	7.75	8 D	6.5	6 D	8 MIN	VAR	8	VAR	6	3

COLORS: LEGEND, BORDER – WHITE (RETROREFLECTIVE)
 BACKGROUND – GREEN (RETROREFLECTIVE)



D3-2

ADVANCE STREET NAME (3 LINES)

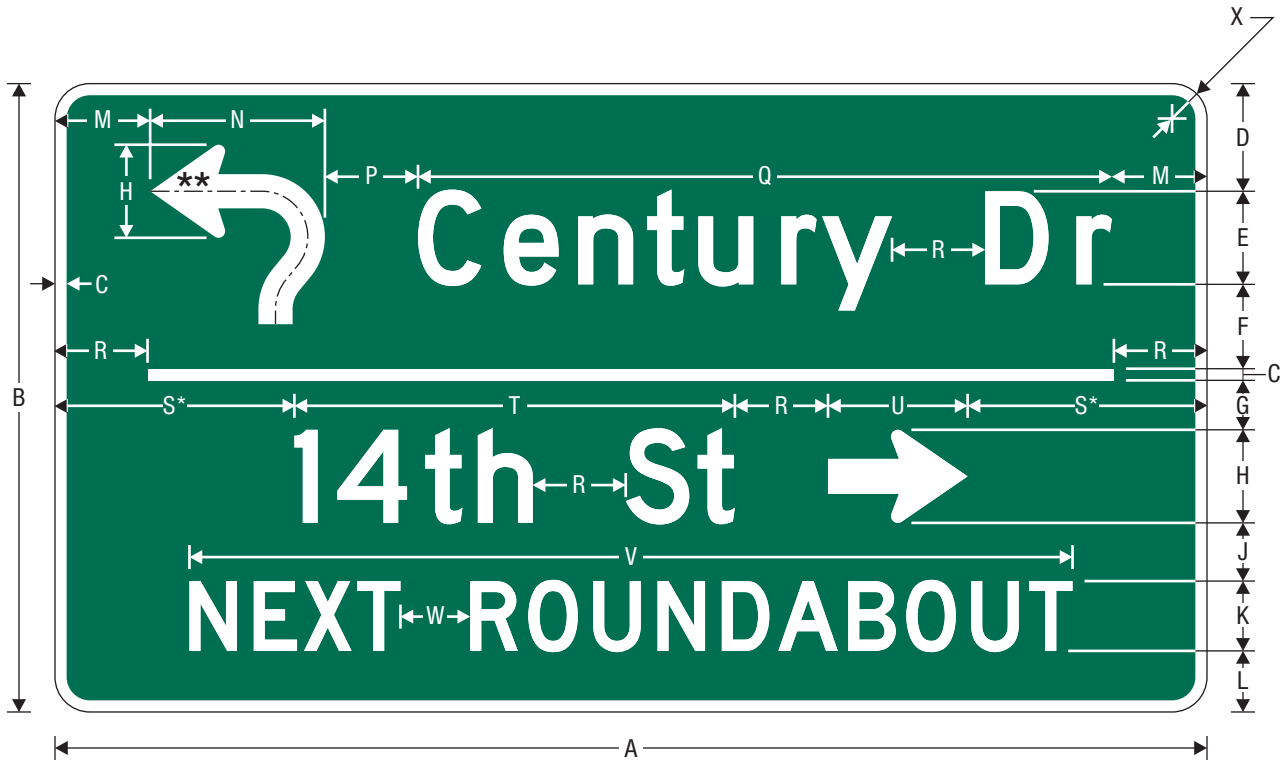
* Controlling line of legend.

** See page 6-2 for arrow design.

A	B	C	D	E	F	G	H	J	K	L	M	N
VAR	42	0.75	5.5	6 D	3.875	6	6	4.5 D	5.5	8.5	6 MIN	9
VAR	48	1	6.25	8 D	4.25	8	5	6 D	5.25	9.5	6 MIN	12

P	Q	R	S	T	U	V
6 MIN, 9 MAX	VAR	6	VAR	VAR	4.5	2.25
8 MIN, 12 MAX	VAR	8	VAR	VAR	6	3

COLORS: LEGEND, BORDER – WHITE (RETROREFLECTIVE)
 BACKGROUND – GREEN (RETROREFLECTIVE)



D3-2

ADVANCE STREET NAME (3 LINES)

* Controlling line of legend.

** See page 6-2 for arrow design.

A	B	C	D	E	F	G	H	J	K	L	M	N
VAR	42	0.75	5.5	6 D	4	3.75	6	6	4.5 D	5.5	6 MIN	11.263
VAR	54	1	9.25	8 D	7.25	4.25	8	5	6 D	5.25	8 MIN	15.018

P	Q	R	S	T	U	V	W	X
6 MIN, 9 MAX	VAR	6	6 MIN*	VAR	9	VAR	4.5	2.25
8 MIN, 12 MAX	VAR	8	8 MIN*	VAR	12	VAR	4.5	3

COLORS: LEGEND, BORDER – WHITE (RETROREFLECTIVE)
 BACKGROUND – GREEN (RETROREFLECTIVE)

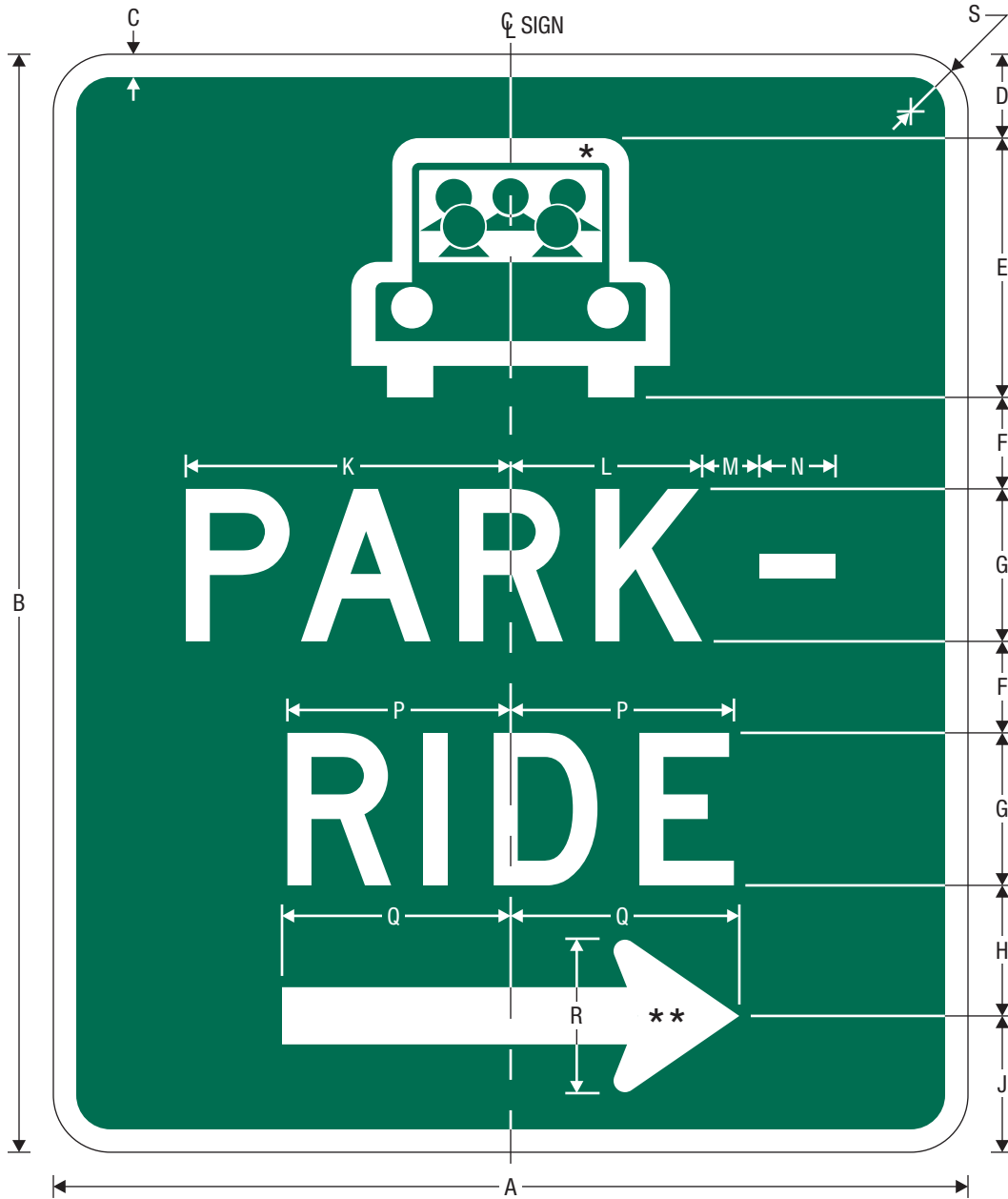


D3-2

ADVANCE STREET NAME (4 LINES)

A	B	C	D	E	F	G	H	J
VAR	54	0.75	5.625	6 D	5	4.5 D	5.5	VAR
VAR	66	1	7	8 D	6	6 D	5.5	VAR
K	L	M	N	P	Q			
6	VAR	VAR	VAR	4.5	3			
8	VAR	VAR	VAR	6	3			

COLORS: LEGEND, BORDER – WHITE (RETROREFLECTIVE)
 BACKGROUND – GREEN (RETROREFLECTIVE)



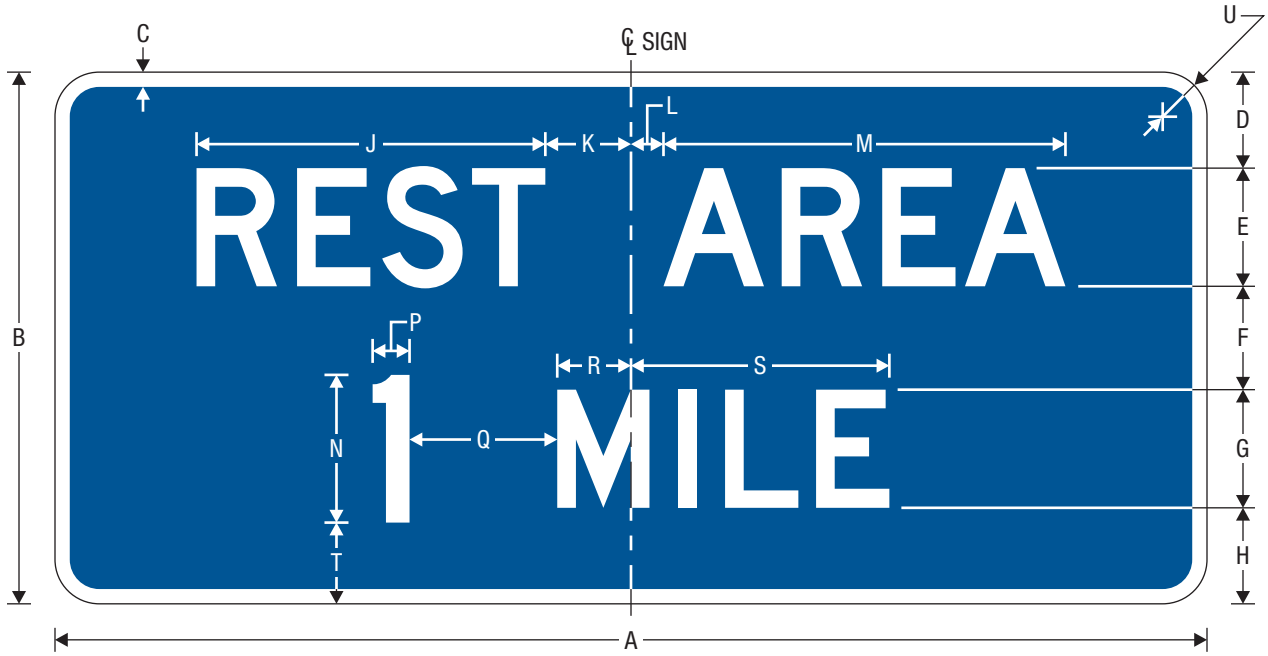
D4-2
PARK-RIDE

A	B	C	D	E	F	G	H	J	K	L	M
24	30	0.625	2.5	7	2.5	4 D***	3.5	4	8.525	5.025	1.5
30	36	0.75	2.75	8.5	3	5 D***	4.25	4.5	10.657	6.281	1.875
36	48	0.875	4	11	4.5	6 D***	6.063	6	12.913	7.412	2.5

N	P	Q	R	S
2	5.859	6	4	1.5
2.5	7.323	7.5	5	1.875
3	8.788	9	6	2.25

* See page 6-42 for symbol design.
 ** See page 6-2 for arrow design.
 *** Increase character spacing 25%.

COLORS: LEGEND, BORDER – WHITE (RETROREFLECTIVE)
 BACKGROUND – GREEN (RETROREFLECTIVE)

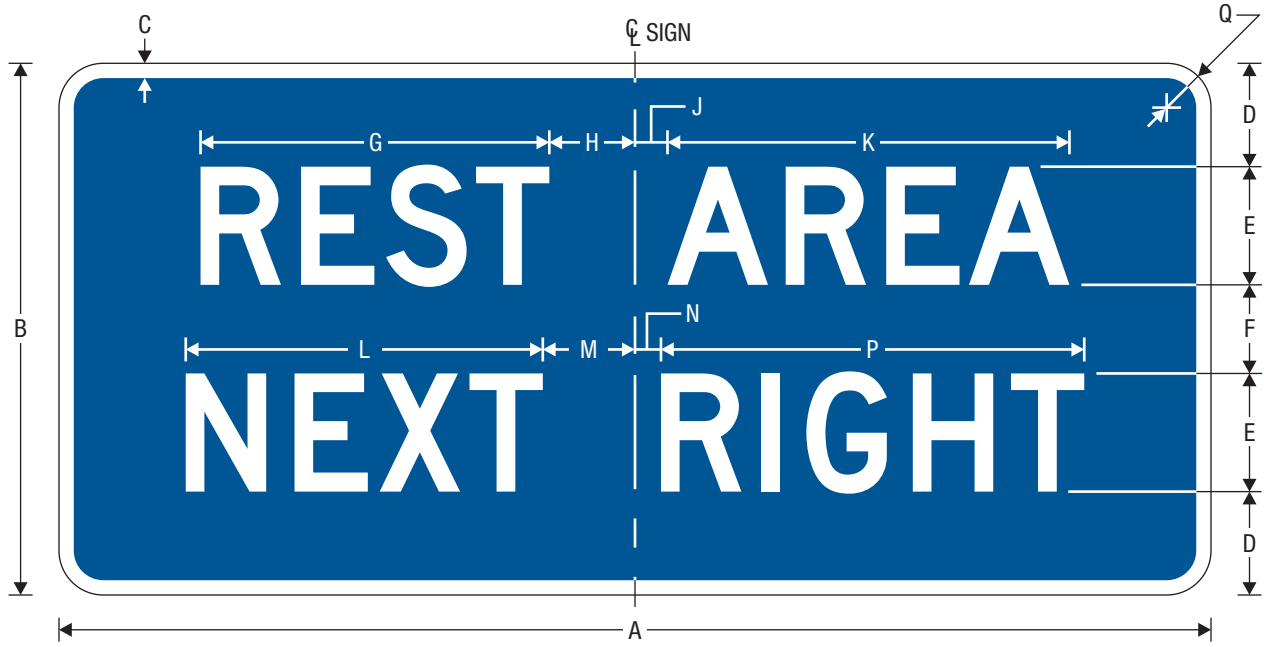


D5-1
REST AREA ADVANCE

A	B	C	D	E	F	G	H	J	K	L	M
78	36	1	6.5	8 D	7	8 D	6.5	23.616	5.8	2.2	27.216
114	48	1.5	10	10 E	10	8 E	10	35.710	7.555	2.445	40.820
132	60	2	12.5	12 E	12.5	10 E	13	42.852	9.066	2.934	48.984

N	P	Q	R	S	T	U
10 D	2.5	10	4.994	17.494	5.5	3
12 E	3.6	12	5.442	21.042	8	6
15 E	4.5	15	6.803	26.302	10.5	9

COLORS: LEGEND, BORDER – WHITE (RETROREFLECTIVE)
BACKGROUND – BLUE (RETROREFLECTIVE)

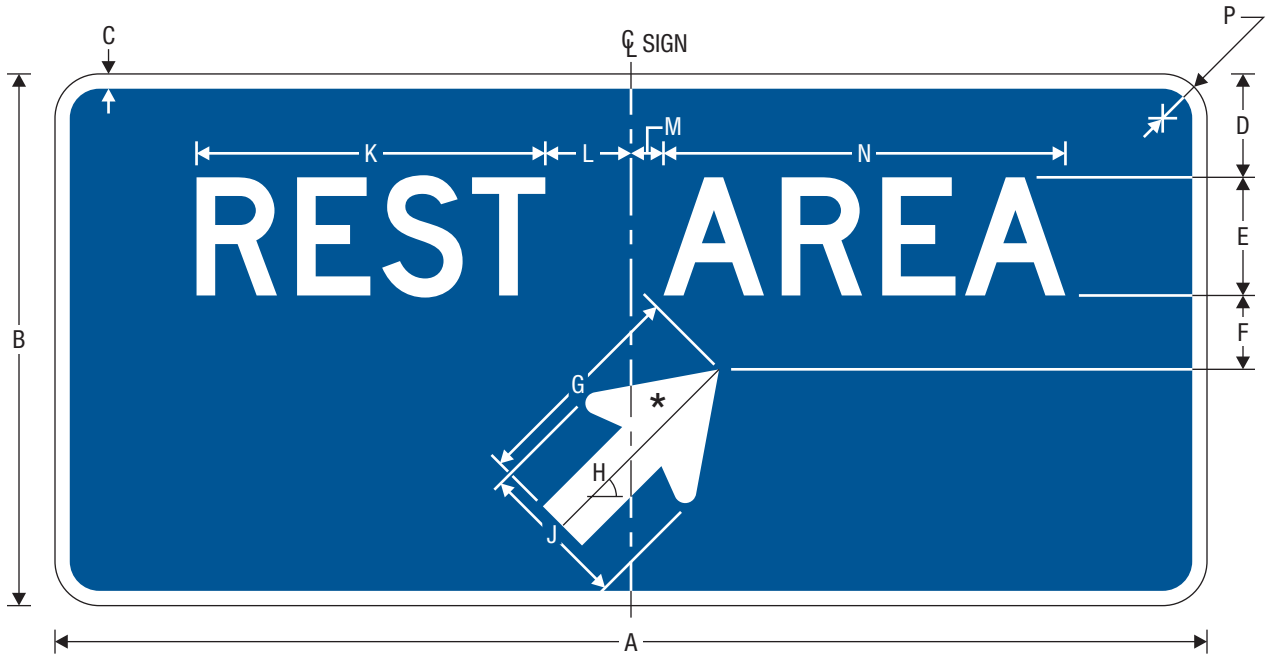


D5-1a
 REST AREA NEXT RIGHT

A	B	C	D	E	F	G	H	J	K	L
78	36	1	7	8 D	6	23.616	5.8	2.2	27.216	24.176
114	48	1.5	10	10 E	8	35.710	7.555	2.445	40.820	36.910
132	60	2	13	12 E	10	42.852	9.066	2.934	48.984	44.292

M	N	P	Q
6.242	1.758	28.660	3
7.503	2.498	41.915	6
9.003	2.997	50.298	9

COLORS: LEGEND, BORDER — WHITE (RETROREFLECTIVE)
 BACKGROUND — BLUE (RETROREFLECTIVE)



D5-2
REST AREA EXIT DIRECTION

* See page 6-1 for Type A arrow design, page 6-2 for Type D arrow design.

A	B	C	D	E	F	G	H	J	K	L	M	N	P	Arrow
78	36	1	7	8 D	5	15	45°	10	23.616	5.8	2.2	27.216	3	Type D
114	60	1.5	10	10 E	9	29.25	45°	18.25	35.710	7.555	2.445	40.820	6	Type A
132	66	2	12	12 E	10	29.25	45°	18.25	42.852	9.066	2.934	48.984	9	Type A

COLORS: LEGEND, BORDER – WHITE (RETROREFLECTIVE)
BACKGROUND – BLUE (RETROREFLECTIVE)



D5-2a
REST AREA GORE

* See page 6-1 for Type A arrow design, page 6-2 for Type D arrow design.

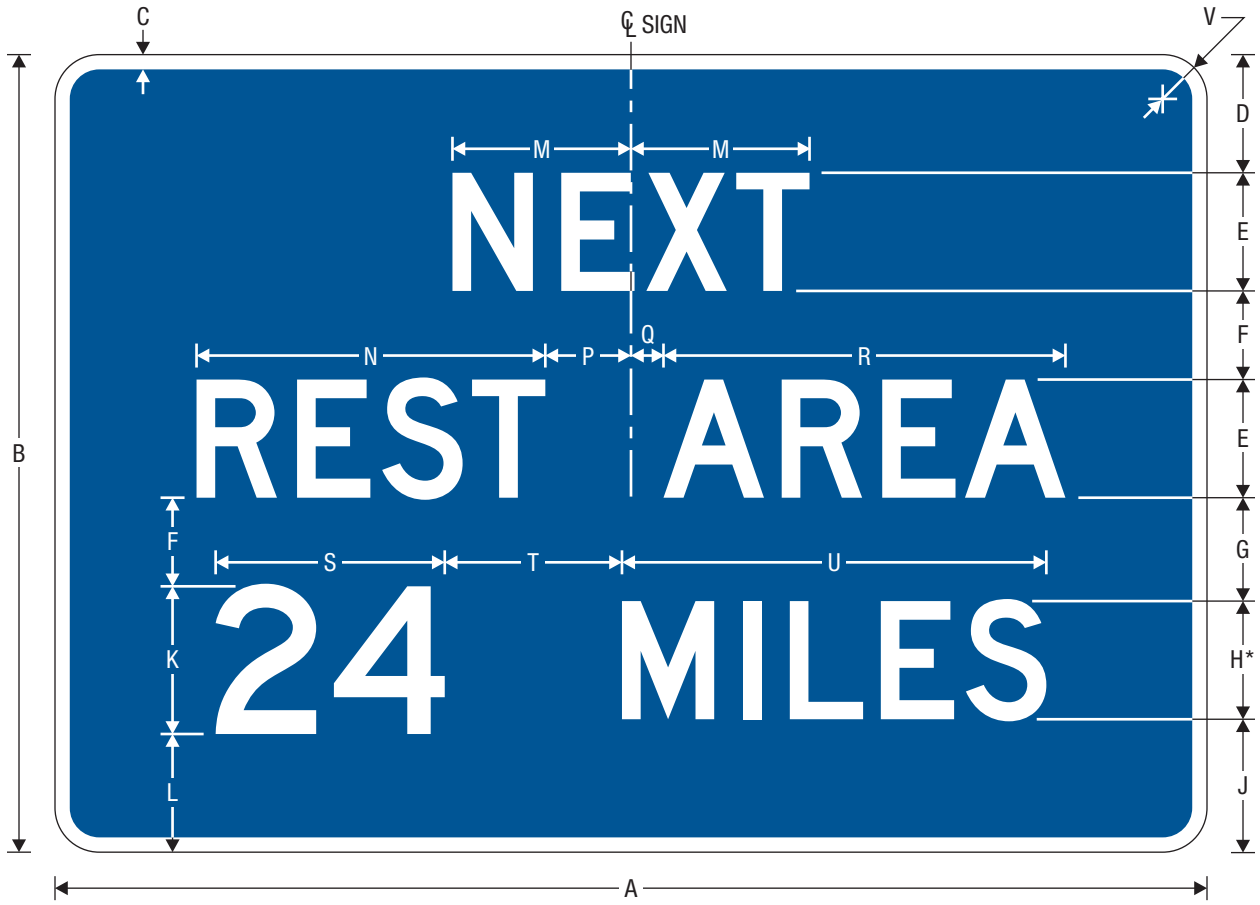
A	B	C	D	E	F	G	H	J	K	L	M	N	Arrow
42	48	1	6	8 D	6	5	11.808	13.608	18	10	30°	3	Type D
66	72	1.5	10	10 E	7.5	8	17.855	20.410	29.25	18.25	30°	6	Type A
78	78	2	10	12 E	9	9	21.426	24.492	29.25	18.25	30°	9	Type A

COLORS: LEGEND, BORDER – WHITE (RETROREFLECTIVE)
BACKGROUND – BLUE (RETROREFLECTIVE)



D5-5
REST AREA DIRECTIONAL

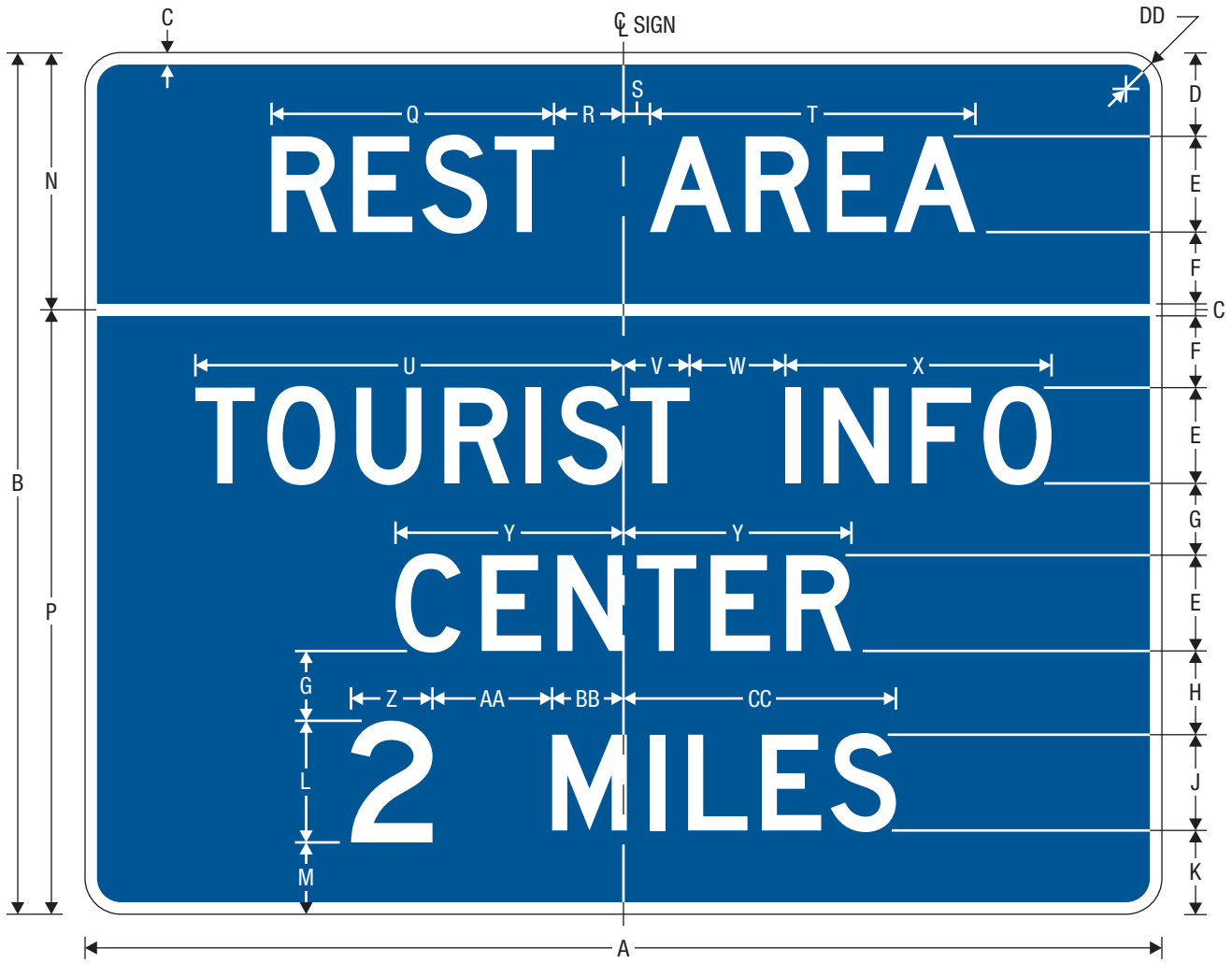
COLORS: LEGEND, BORDER — WHITE (RETROREFLECTIVE)
BACKGROUND — BLUE (RETROREFLECTIVE)



D5-6
NEXT REST AREA

A	B	C	D	E	F	G	H	J	K	L	M
78	54	1	8	8 D	6	7	8 D	9	10 D	8	12.088
108	66	1.5	9	10 E	8	10	8 E	11	12 E	9	18.455
132	78	2	11	12 E	9	11.5	10 E	12.5	15 E	10	22.146
N	P	Q	R	S	T	U	V				
23.616	5.80	2.20	27.216	VAR	12	28.734	3				
35.710	7.555	2.445	40.820	VAR	12	34.088	6				
42.852	9.066	2.934	48.984	VAR	15	42.610	9				

COLORS: LEGEND, BORDER – WHITE (RETROREFLECTIVE)
BACKGROUND – BLUE (RETROREFLECTIVE)

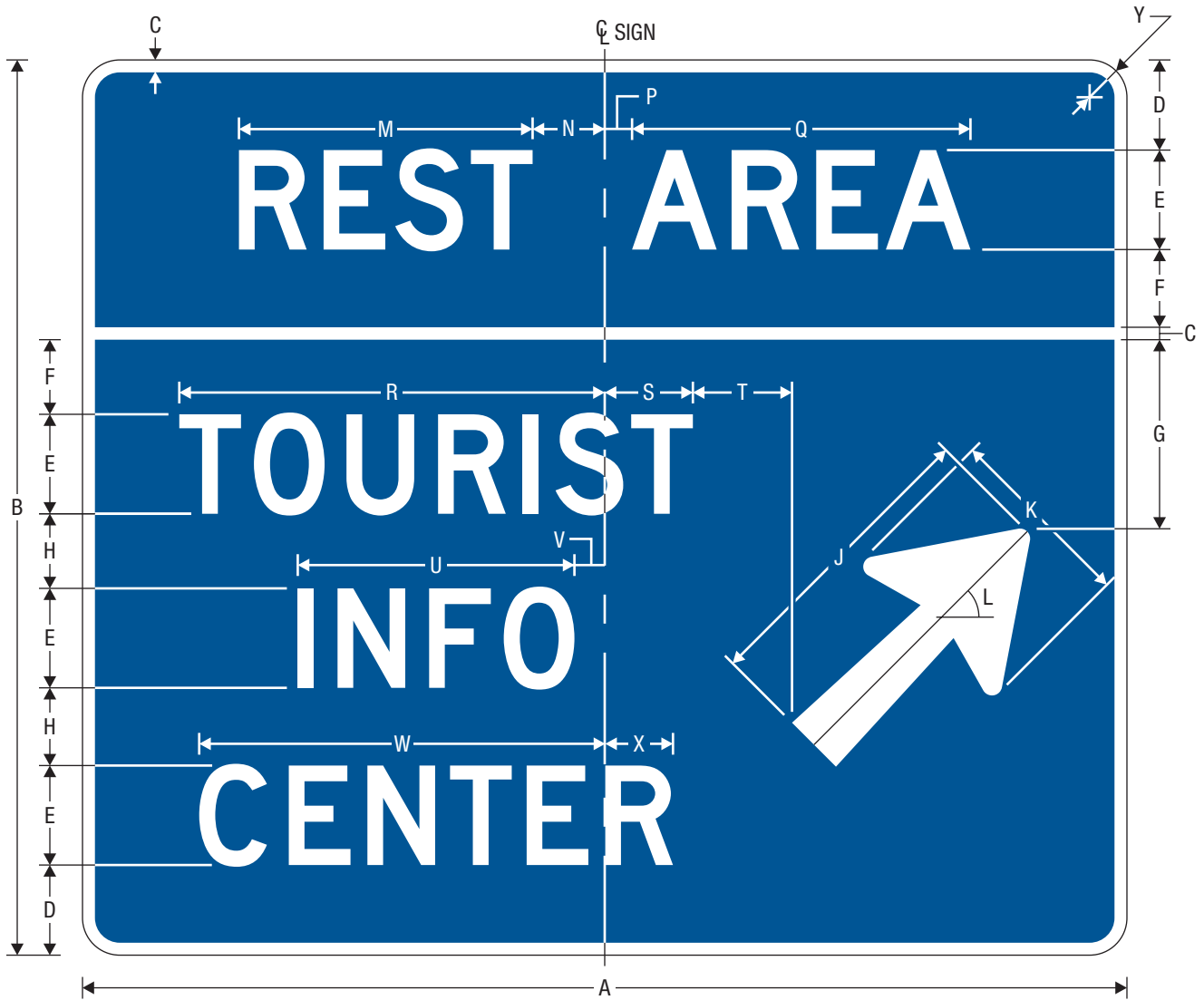


D5-7

REST AREA TOURIST INFO CENTER ADVANCE

A	B	C	D	E	F	G	H	J	K	L	M	N	P
90	72	1	7	8 D	6	6	7	8 D	7	10 D	6	21.5	50.5
132	96	1.5	10.375	10 E	8.875	8	10	8 E	10.375	12 E	8.375	30	66
156	108	2	11	12 E	9	9	11.5	10 E	10.5	15 E	8	33	75
Q	R	S	T	U	V	W	X	Y	Z	AA	BB	CC	DD
23.616	5.80	2.20	27.216	35.779	5.527	8	22.252	19.052	VAR	10	5.963	22.771	3
35.710	7.555	2.445	40.820	51.665	9.255	10	32.410	28.258	VAR	12	6.181	27.907	9
42.852	9.066	2.934	48.984	61.998	11.106	12	38.892	33.909	VAR	15	7.726	34.884	9

COLORS: LEGEND, BORDER – WHITE (RETROREFLECTIVE)
BACKGROUND – BLUE (RETROREFLECTIVE)

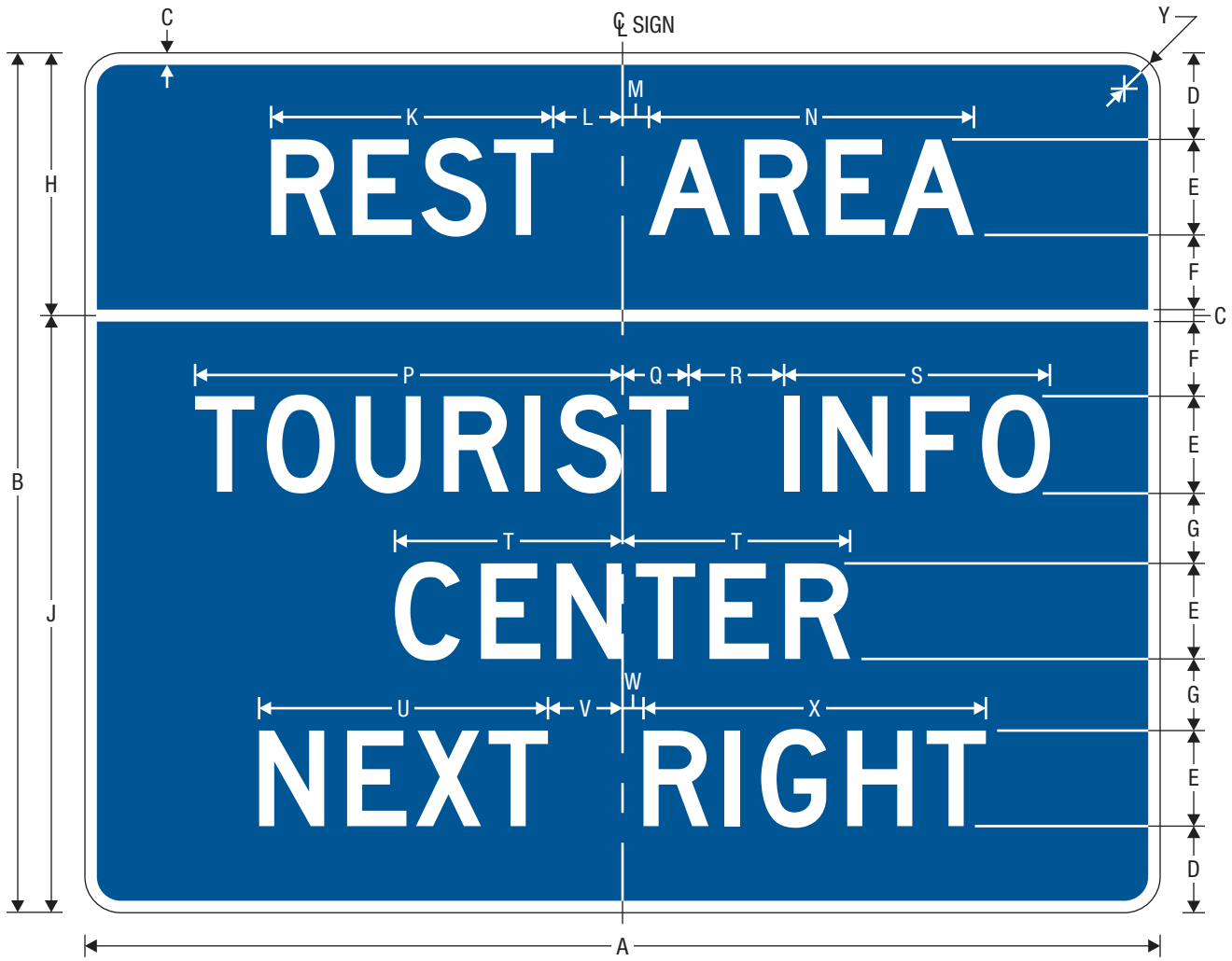


D5-8

REST AREA TOURIST INFO CENTER EXIT DIRECTION

A	B	C	D	E	F	G	H	J	K	L	M
84	72	1	7.25	8 D	6.25	15.188	6	24.25	15.125	45°	23.616
120	96	1.5	10.375	10 E	8.875	21.125	8	35.625	22.25	45°	35.710
138	108	2	11	12 E	9	25.5	9	35.625	22.25	45°	42.852
N	P	Q	R	S	T	U	V	W	X	Y	
5.8	2.2	27.216	34.215	7.091	8	22.252	2.436	32.614	5.490	3	
7.555	2.445	40.820	49.461	11.459	10	32.41	2.796	45.259	9.256	6	
9.066	2.934	48.984	56.553	16.551	12	38.892	0.555	53.910	13.908	9	

COLORS: LEGEND, BORDER – WHITE (RETROREFLECTIVE)
BACKGROUND – BLUE (RETROREFLECTIVE)



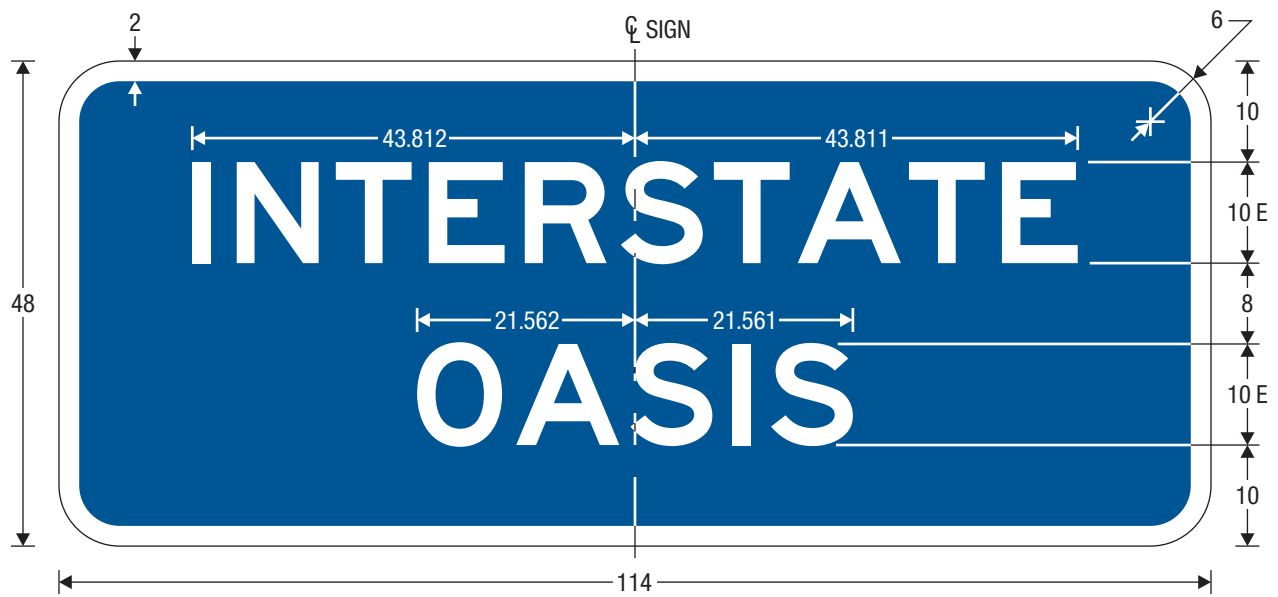
D5-11

REST AREA TOURIST INFO CENTER NEXT RIGHT

A	B	C	D	E	F	G	H	J	K	L	M	N
90	72	1	7.25	8 D	6.25	6	22	50	23.616	5.80	2.20	27.216
132	96	1.5	10.375	10 E	8.875	8	30	66	35.710	7.555	2.445	40.820
156	108	2	11	12 E	9	9	33	75	42.852	9.066	2.934	48.984

P	Q	R	S	T	U	V	W	X	Y
35.779	5.527	8	22.252	19.052	24.176	6.242	1.758	28.660	3
51.665	9.255	10	32.410	28.258	36.910	7.5	2.5	41.915	6
61.998	11.106	12	38.892	33.909	44.292	9	3	50.298	9

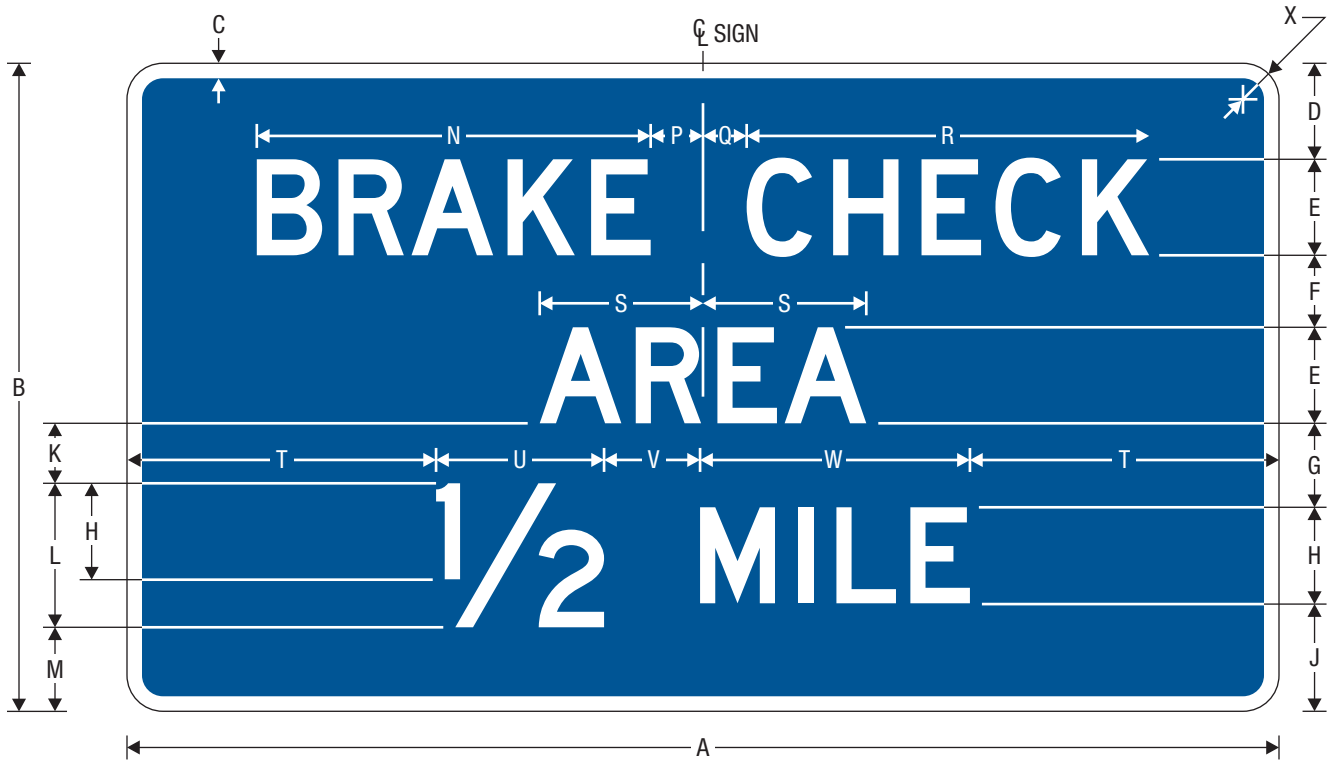
COLORS: LEGEND, BORDER – WHITE (RETROREFLECTIVE)
BACKGROUND – BLUE (RETROREFLECTIVE)



D5-12P

INTERSTATE OASIS (PLAQUE)

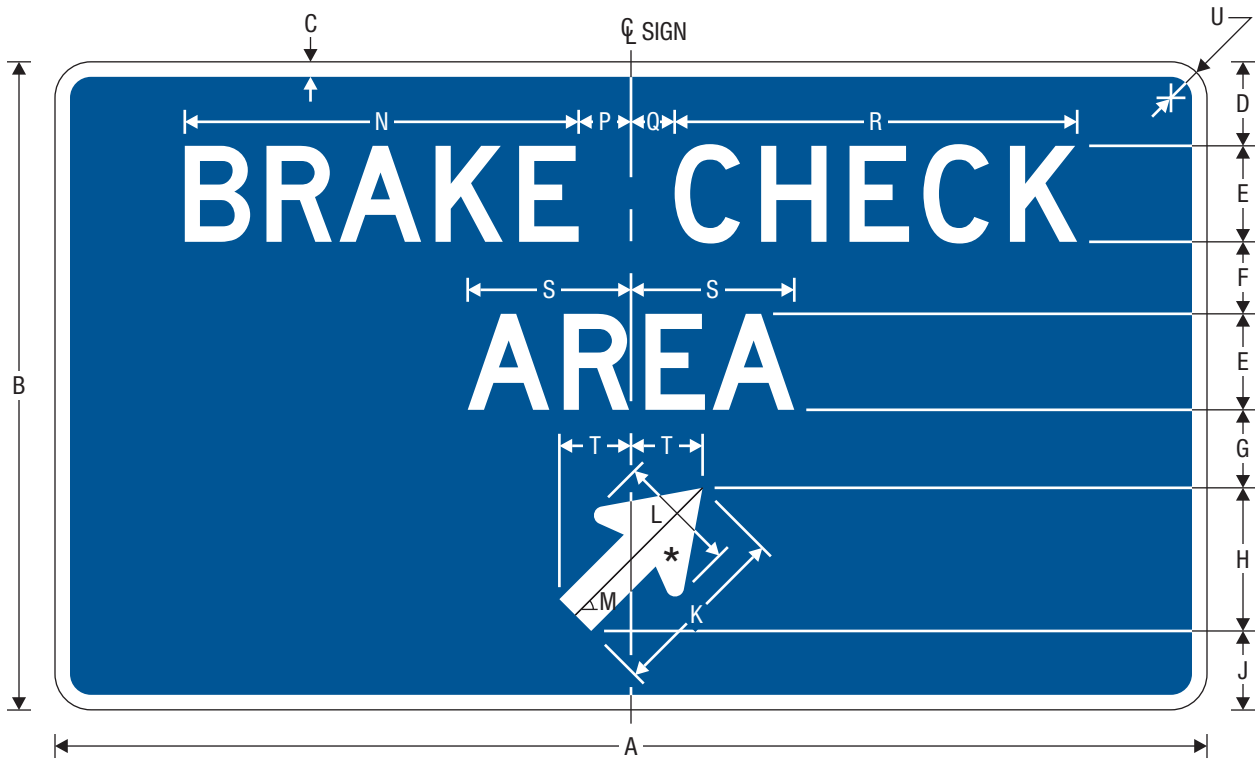
COLORS: LEGEND, BORDER — WHITE (RETROREFLECTIVE)
BACKGROUND — BLUE (RETROREFLECTIVE)



D5-13
 BRAKE CHECK AREA ADVANCE

A	B	C	D	E	F	G	H	J	K	L	M	N
96	54	1.25	8	8 D	6	7	8 D	9	5	12	7	32.822
132	66	1.5	10.5	10 E	8	10	8 E	9.5	8	12	7.5	48.622
P	Q	R	S	T	U	V	W	X				
4.362	3.638	33.544	13.608	25.756	14	8	22.488	3				
5.199	4.801	49.020	20.410	37.758	18	12	26.484	6				

COLORS: LEGEND, BORDER – WHITE (RETROREFLECTIVE)
 BACKGROUND – BLUE (RETROREFLECTIVE)



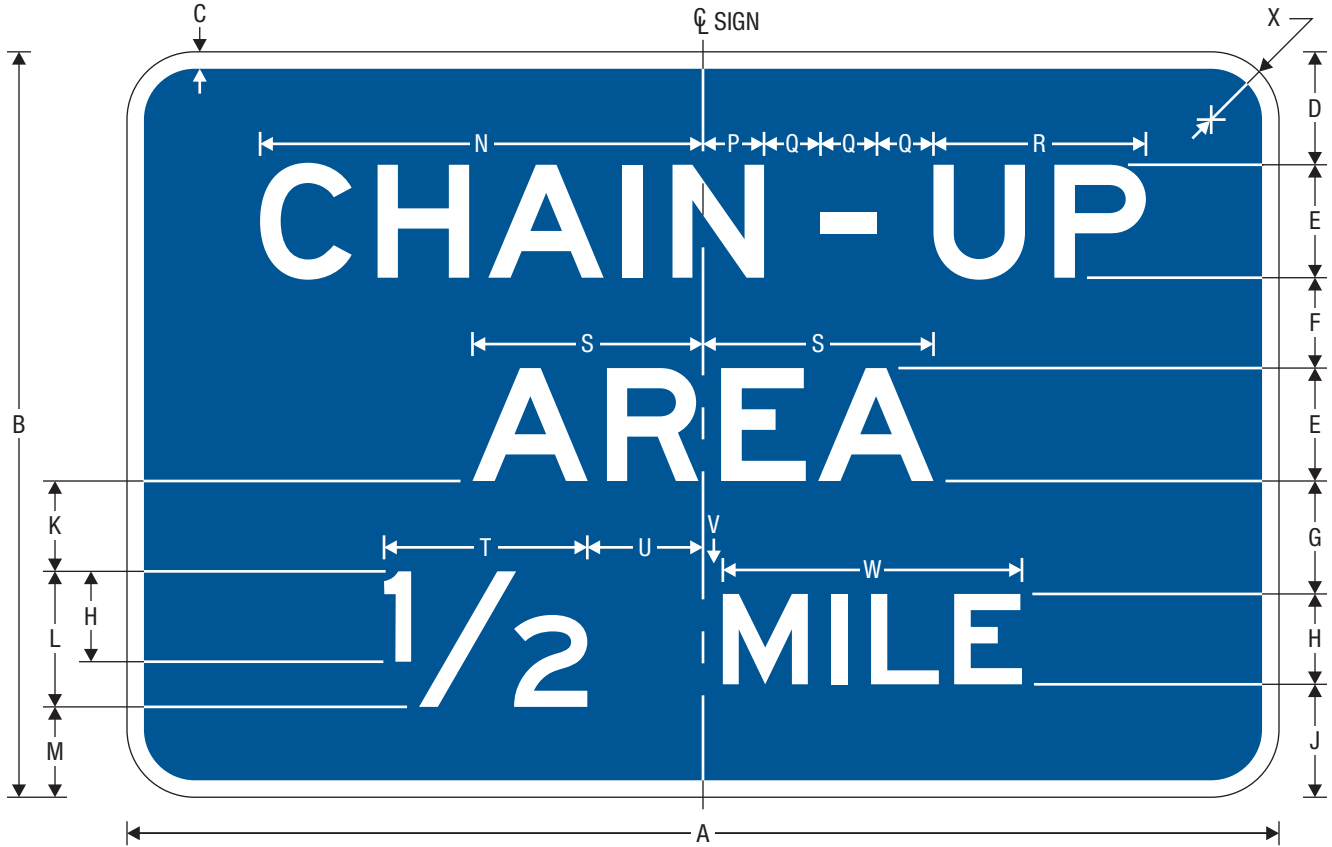
D5-14

BRAKE CHECK AREA DIRECTIONAL

* See page 6-1 for Type A arrow design, page 6-2 for Type D arrow design.

A	B	C	D	E	F	G	H	J	K	L	M	N	P
96	54	1.25	7	8 D	6	6.5	11.929	6.571	15	10	45°	32.822	4.362
132	78	1.5	11	10 E	8	8	23	8	29.25	18.25	45°	48.622	5.199
Q	R	S	T	U	Arrow								
3.638	33.544	13.608	5.968	3	Type D								
4.801	49.020	20.410	11.5	6	Type A								

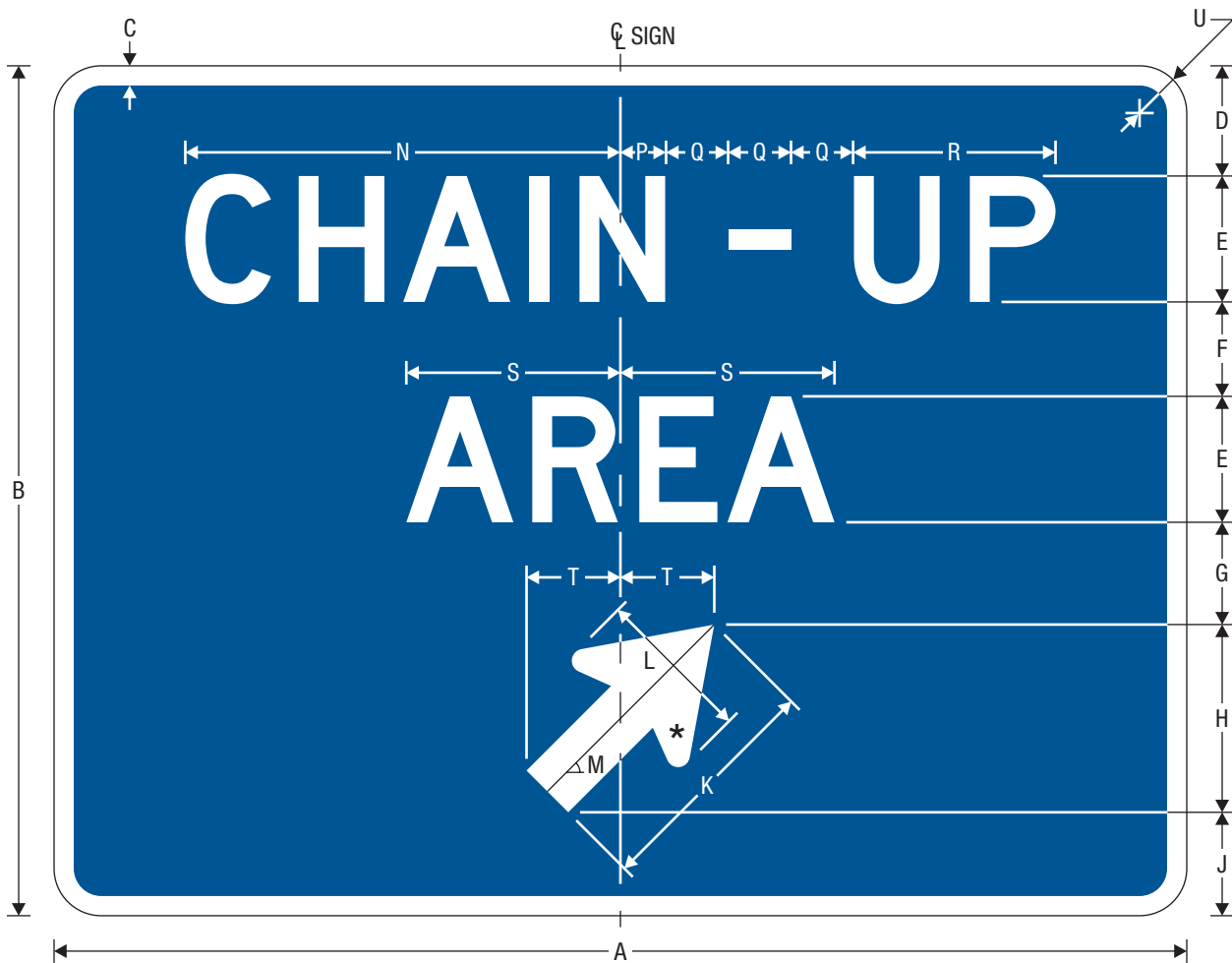
COLORS: LEGEND, BORDER — WHITE (RETROREFLECTIVE)
BACKGROUND — BLUE (RETROREFLECTIVE)



D5-15
CHAIN-UP AREA ADVANCE

A	B	C	D	E	F	G	H	J	K	L	M	N
72	54	1.25	8	8 D	6	7	8 D	9	5	12	7	27.657
102	66	1.5	10	10 E	8	10	8 E	10	8	12	8	39.216
P	Q	R	S	T	U	V	W	X				
2.845	4	12.812	13.608	14	10.244	1.756	22.488	3				
5.407	5	18.810	20.410	18	10.242	1.758	26.484	6				

COLORS: LEGEND, BORDER – WHITE (RETROREFLECTIVE)
BACKGROUND – BLUE (RETROREFLECTIVE)

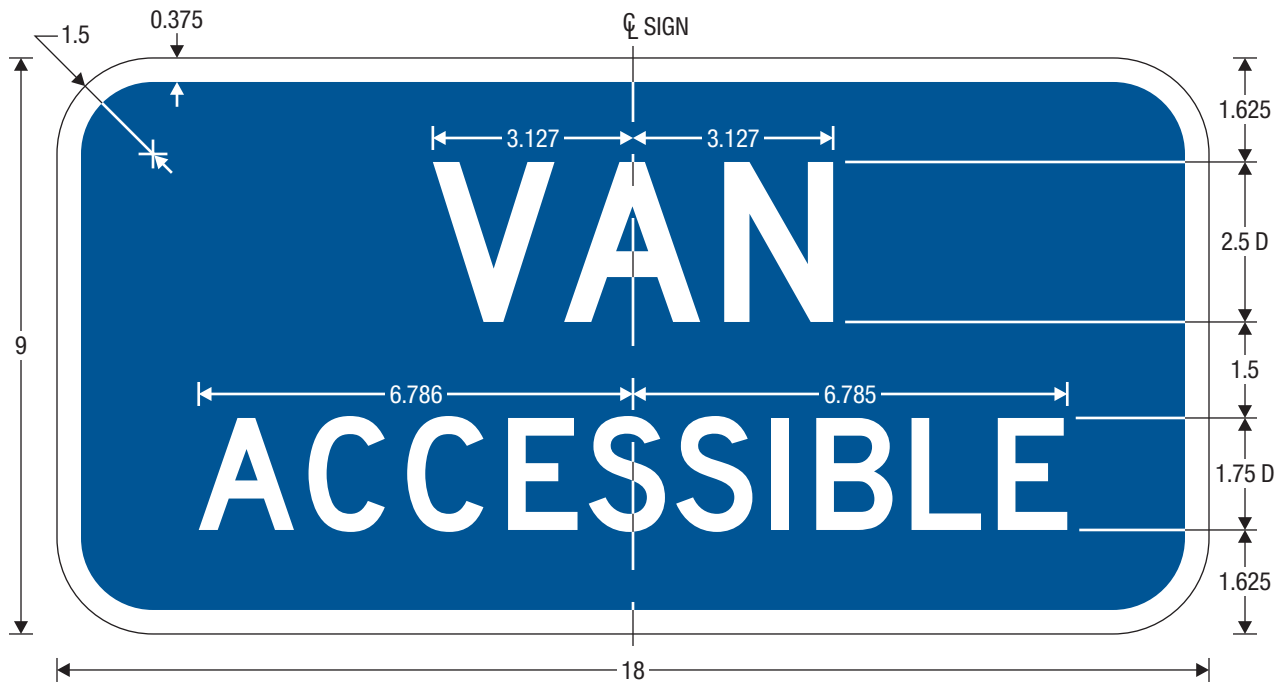


D5-16
CHAIN-UP AREA DIRECTIONAL

* See page 6-1 for Type A arrow design, page 6-2 for Type D arrow design.

A	B	C	D	E	F	G	H	J	K	L	M	N
72	54	1.25	7	8 D	6	6.5	11.929	6.571	15	10	45°	27.657
102	78	1.5	11	10 E	8	8	23	8	29.25	18.25	45°	39.217
P	Q	R	S	T	U	Arrow						
2.845	4	12.812	13.608	5.968	3	Type D						
5.406	5	18.810	20.410	11.5	6	Type A						

COLORS: LEGEND, BORDER – WHITE (RETROREFLECTIVE)
BACKGROUND – BLUE (RETROREFLECTIVE)



D9-6P
VAN ACCESSIBLE (PLAQUE)

COLORS: LEGEND, BORDER — WHITE (RETROREFLECTIVE)
BACKGROUND — BLUE (RETROREFLECTIVE)

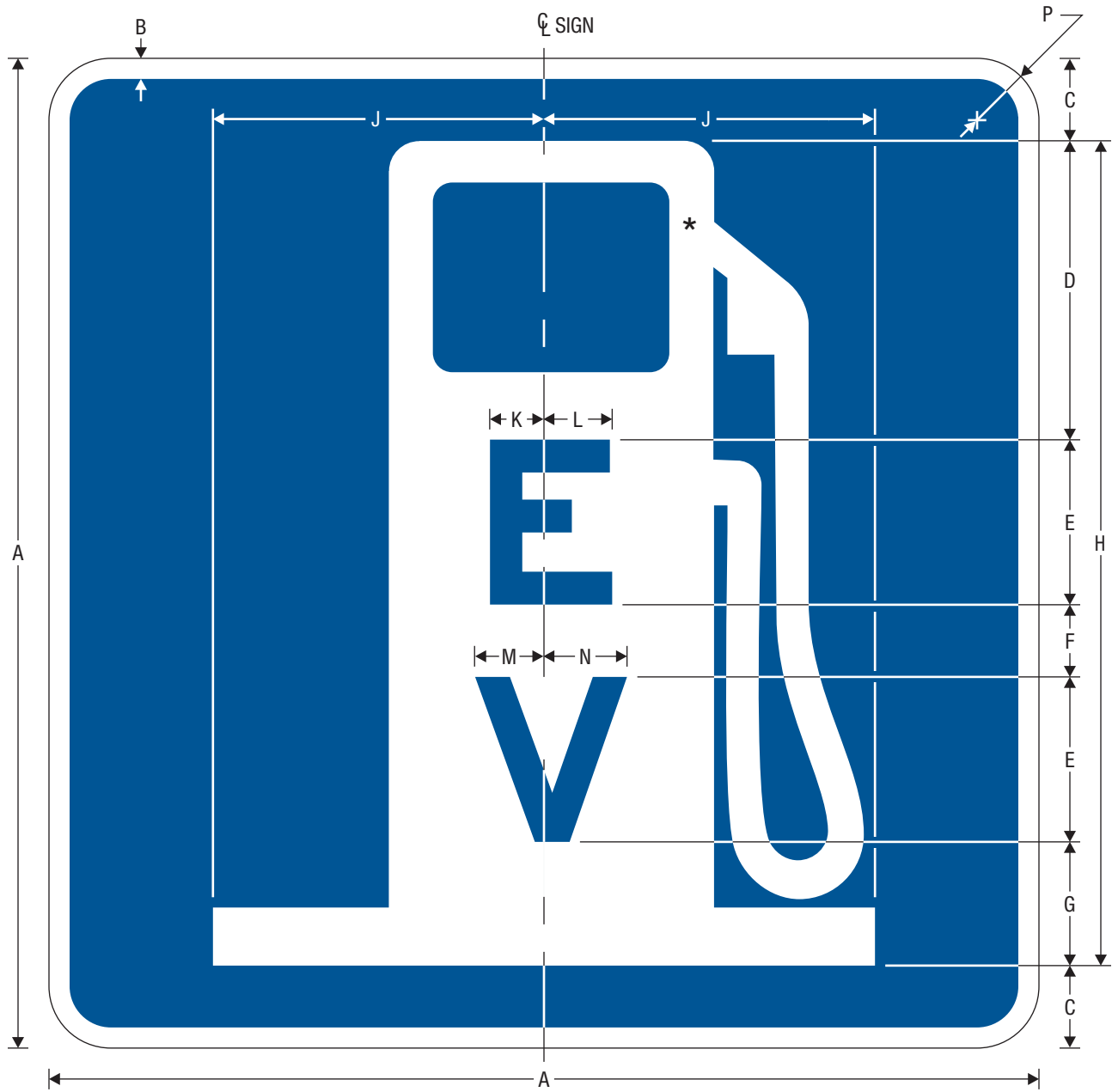


D9-10
 INFO

* Reduce character spacing 50%.

A	B	C	D	E	F	G
24	0.5	6	12 B	10.055	10.054	1.5
30	0.75	7.5	15 B	12.568	12.568	1.875

COLORS: LEGEND, BORDER – WHITE (RETROREFLECTIVE)
 BACKGROUND – BLUE (RETROREFLECTIVE)

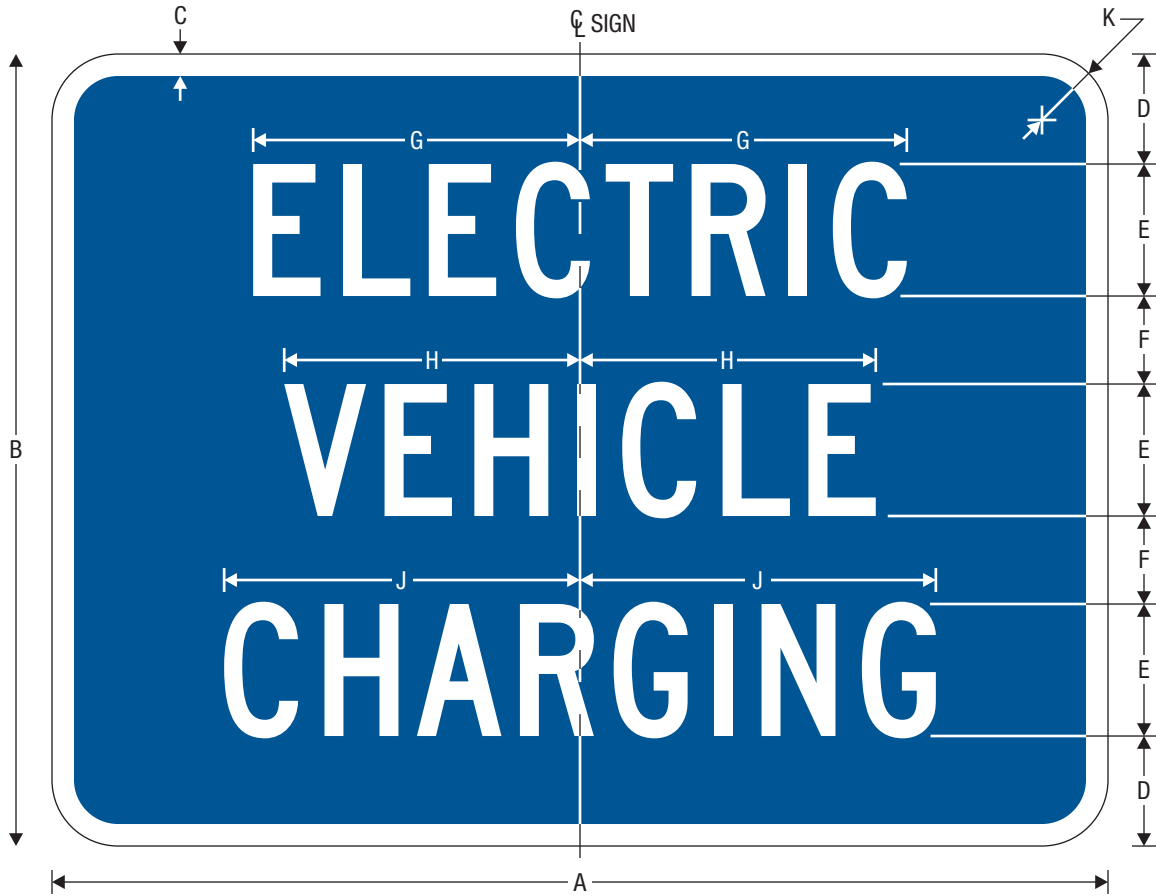


D9-11b
 ELECTRIC VEHICLE CHARGING

A	B	C	D	E	F	G	H	J	K	L	M	N	P
24	0.5	2	7.25	4 E(m)	1.75	3	20	8.025	1.308	1.654	1.668	2.014	1.5
30	0.75	2	9.625	5 E(m)	2.375	4	26	10.432	1.627	2.076	2.077	2.526	1.875

* See page 6-12 for symbol design.

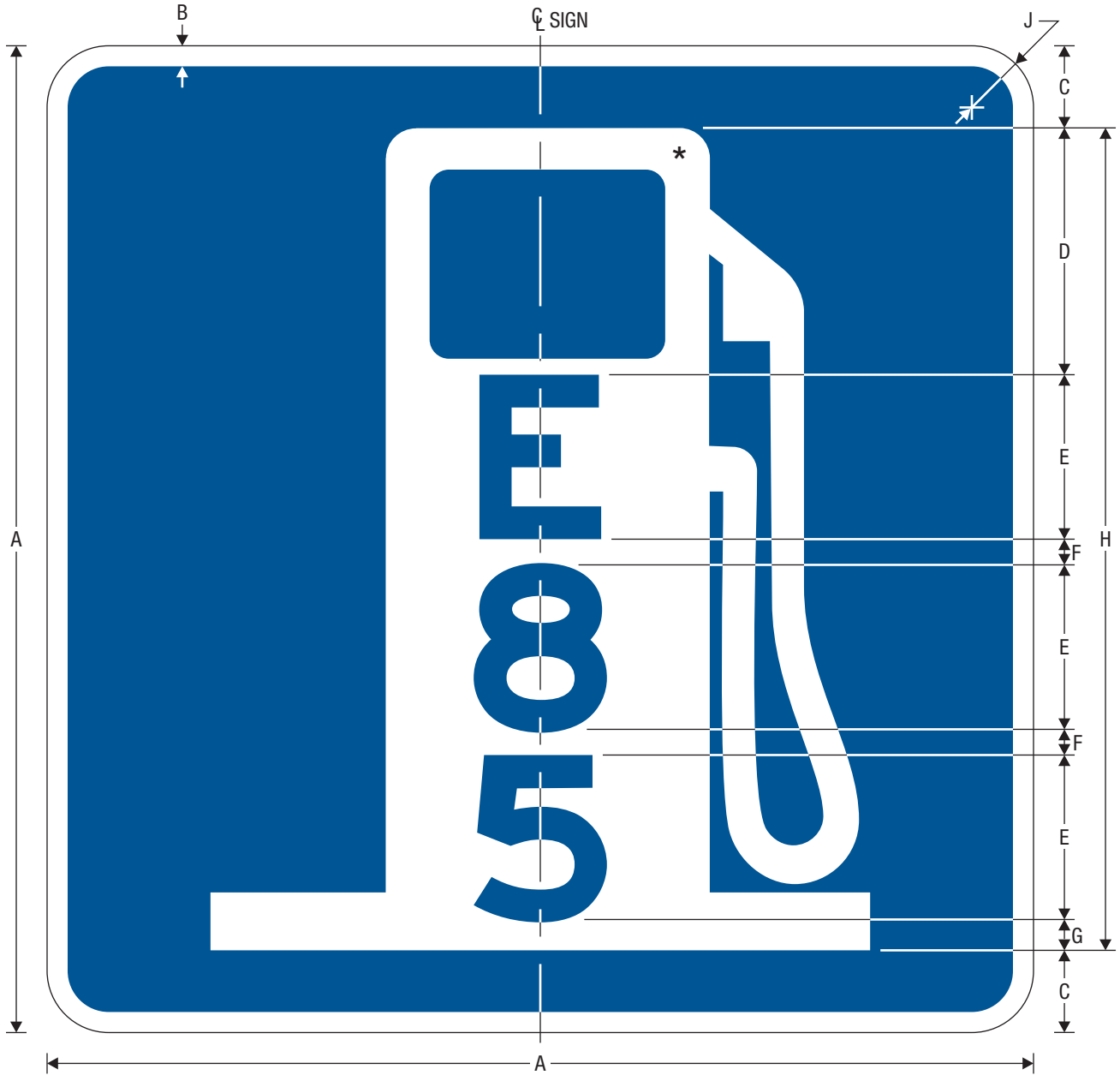
COLORS: LEGEND, BACKGROUND — BLUE (RETROREFLECTIVE)
 SYMBOL, BORDER — WHITE (RETROREFLECTIVE)



D9-11bP
 ELECTRIC VEHICLE CHARGING

A	B	C	D	E	F	G	H	J	K
24	18	0.5	2.5	3 C	2	7.428	6.723	8.088	1.5
30	24	0.75	3.25	4 C	2.75	9.904	8.963	10.784	1.875

COLORS: LEGEND, BORDER – WHITE (RETROREFLECTIVE)
 BACKGROUND – BLUE (RETROREFLECTIVE)




D9-11c
 ALTERNATIVE FUEL-ETHANOL (E85)

* See page X-XX for symbol design.

A	B	C	D	E	F	G	H	J
24	0.5	2	6	4 E(m)	0.625	0.75	20	1.5
30	0.75	2.5	7.5	5 E(m)	0.75	1	25	1.875


COLORS: LEGEND, BORDER – WHITE (RETROREFLECTIVE)
 BACKGROUND – BLUE (RETROREFLECTIVE)



D9-13aP
 HOSPITAL (PLAQUE)

A	B	C	D	E	F	G	H
24	12	.5	4	4C	10.076	10.451	1.5
30	12	.5	3.5	5C	12.517	13.142	1.5

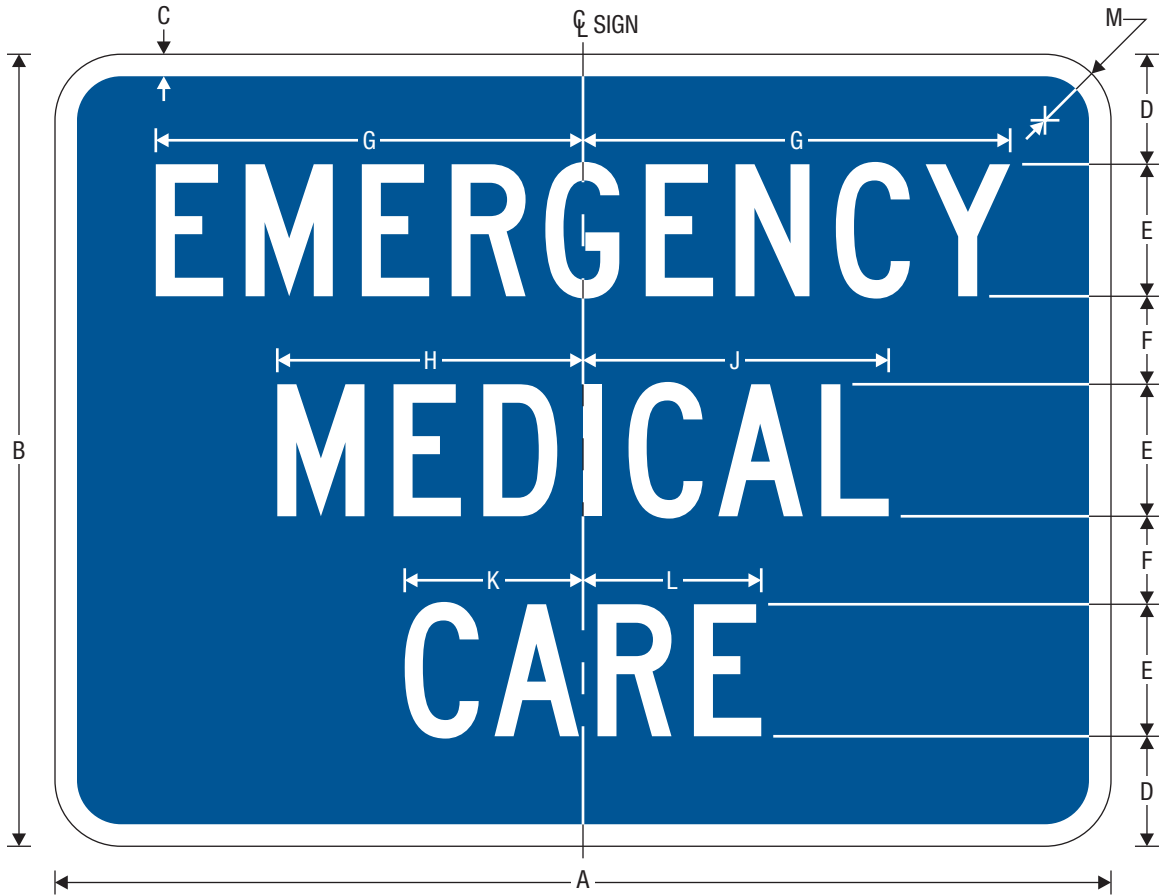
COLORS: LEGEND, BORDER – WHITE (RETROREFLECTIVE)
 BACKGROUND – BLUE (RETROREFLECTIVE)



D9-13bP
 AMBULANCE STATION (PLAQUE)

A	B	C	D	E	F	G	H	J
24	12	.5	2	3C	2	9.829	6.393	1.5
30	15	.5	2.375	4C	2.25	13.105	8.523	1.5

COLORS: LEGEND, BORDER – WHITE (RETROREFLECTIVE)
 BACKGROUND – BLUE (RETROREFLECTIVE)

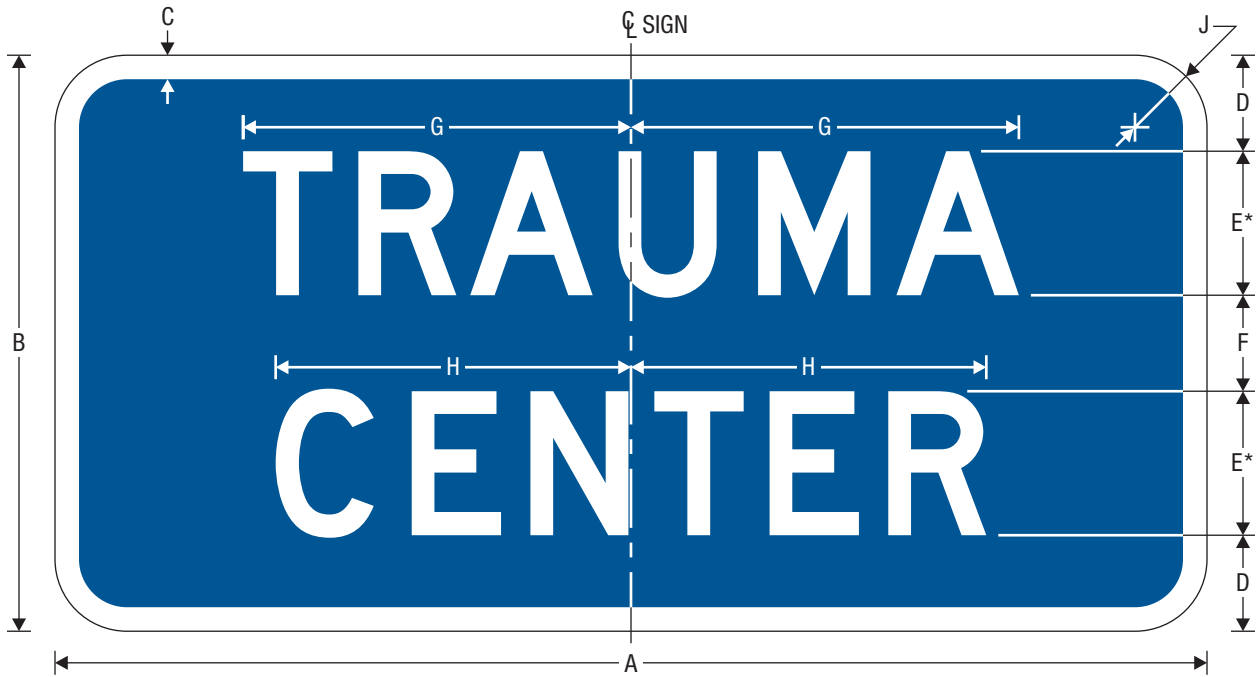


D9-13cP

EMERGENCY MEDICAL CARE (PLAQUE)

A	B	C	D	E	F	G	H	J	K	L	M
24	18	0.5	2.5	3 C	2	9.709	6.948	6.947	4.052	4.051	1.5
30	24	0.75	3.25	4 C	2.75	12.945	9.264	9.263	5.402	5.402	1.875

COLORS: LEGEND, BORDER – WHITE (RETROREFLECTIVE)
 BACKGROUND – BLUE (RETROREFLECTIVE)



D9-13dP
 TRAUMA CENTER (PLAQUE)

* Increase character spacing 20%.

A	B	C	D	E	F	G	H	J
24	12	.5	2	3D *	2	8.081	7.403	1.5
30	15	.5	2.375	4D *	2.25	10.775	9.87	1.5

COLORS: LEGEND, BORDER – WHITE (RETROREFLECTIVE)
 BACKGROUND – BLUE (RETROREFLECTIVE)

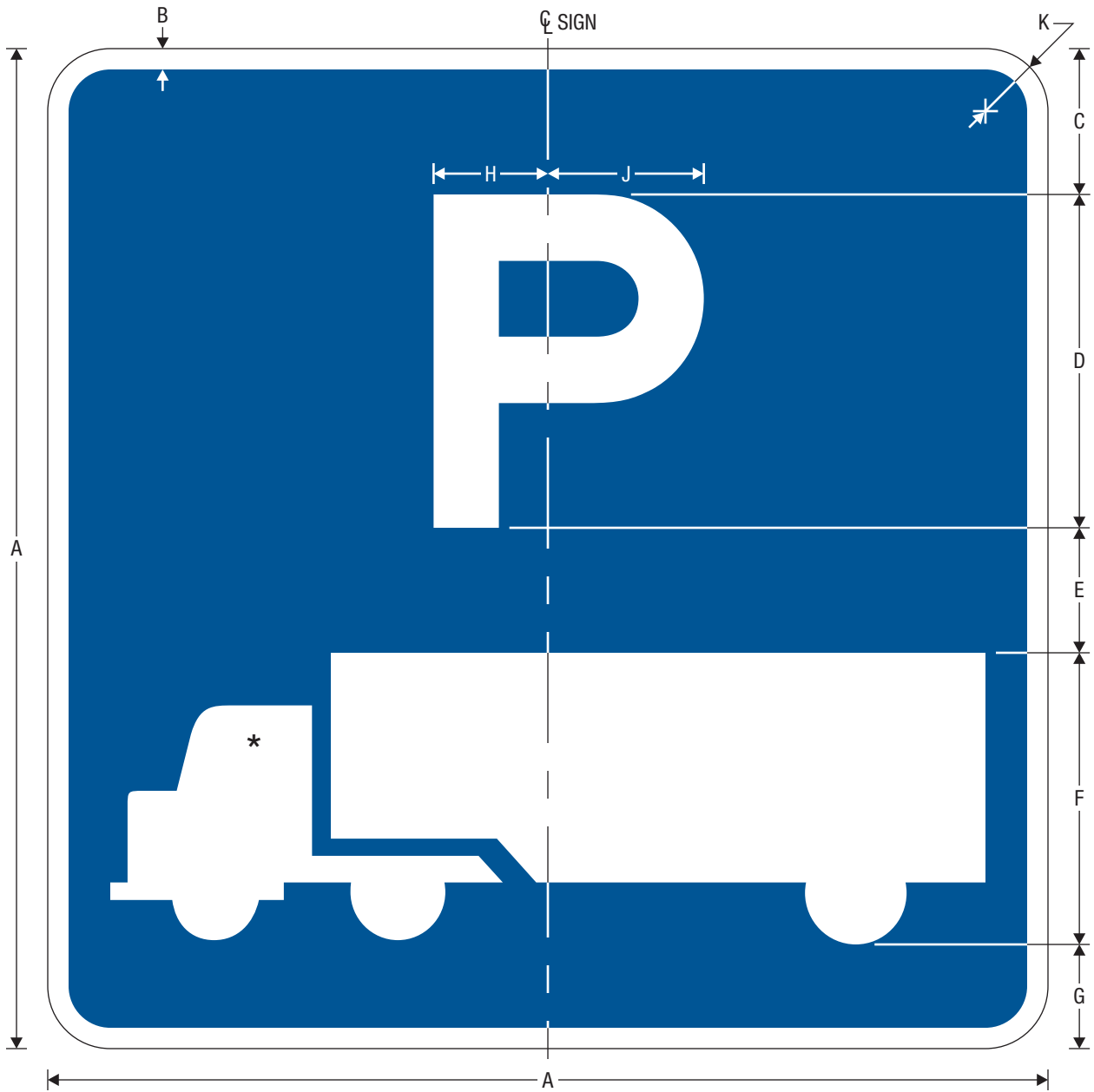


D9-14
 POLICE

* Reduce character spacing 20%.

A	B	C	D	E	F	G
24	0.5	8.5	7 B*	10.036	10.035	1.5
30	.75	10.5	9 B*	12.903	12.902	1.875

COLORS: LEGEND, BORDER – WHITE (RETROREFLECTIVE)
 BACKGROUND – BLUE (RETROREFLECTIVE)

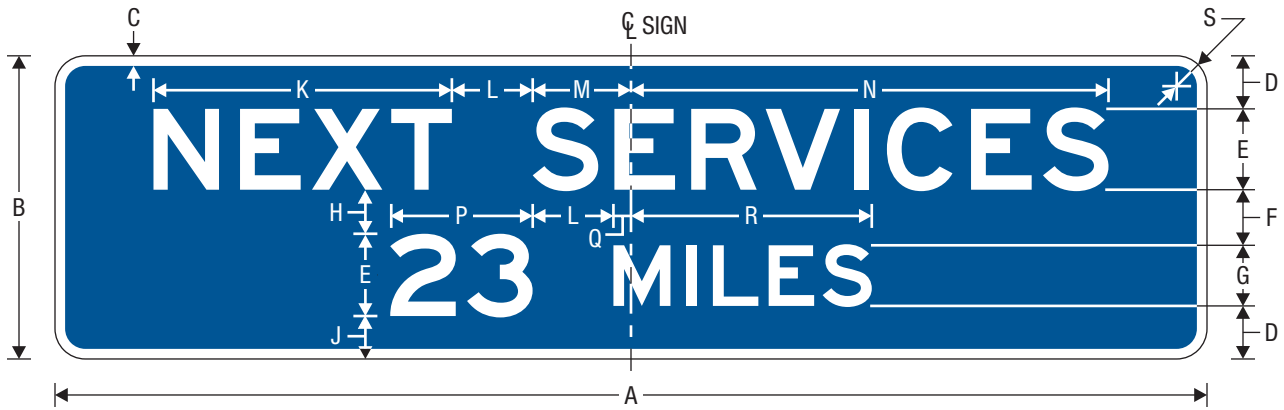


D9-16
 TRUCK PARKING

* See page 6-5 for symbol design.

A	B	C	D	E	F	G	H	J	K
24	0.5	3.5	8 E(m)	3	7	2.5	2.742	3.742	1.5
30	0.75	4.375	10 E(m)	4	8.75	2.875	3.428	4.677	1.875

COLORS: LEGEND, BORDER – WHITE (RETROREFLECTIVE)
 BACKGROUND – BLUE (RETROREFLECTIVE)



D9-17P
 NEXT SERVICES (PLAQUE)

A	B	C	D	E	F	G	H	J	K	L	M	N
72	24	0.75	4	6 D	4	6 D	4	4	18.132	6	5.916	30.048
114	30	1	5.25	8 E	5.5	6 E	4.5	4.25	29.528	8	9.726	47.254

P	Q	R	S
VAR	3.091	18.460	1.875
VAR	1.739	23.827	3

COLORS: LEGEND, BORDER — WHITE (RETROREFLECTIVE)
 BACKGROUND — BLUE (RETROREFLECTIVE)

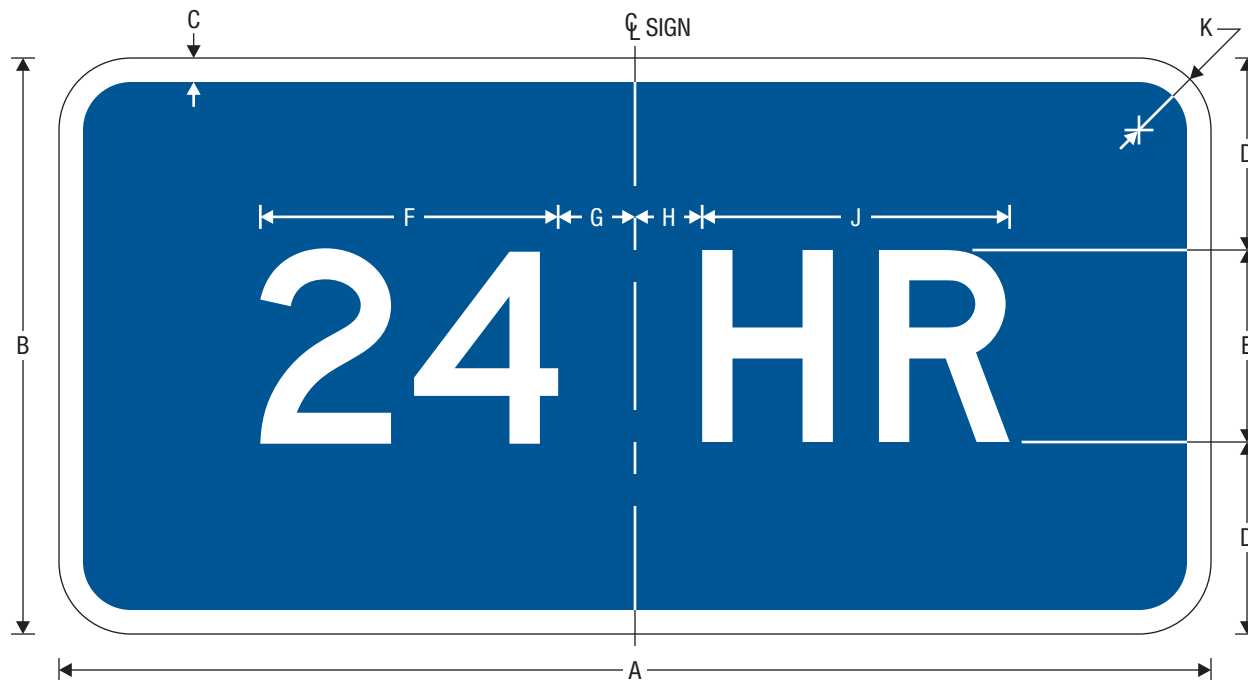


D9-20
 PHARMACY

* See page X-XX for symbol design.

A	B	C	D	E
24	0.5	2.5	19	1.5
30	1.0	3.0	24	1.875

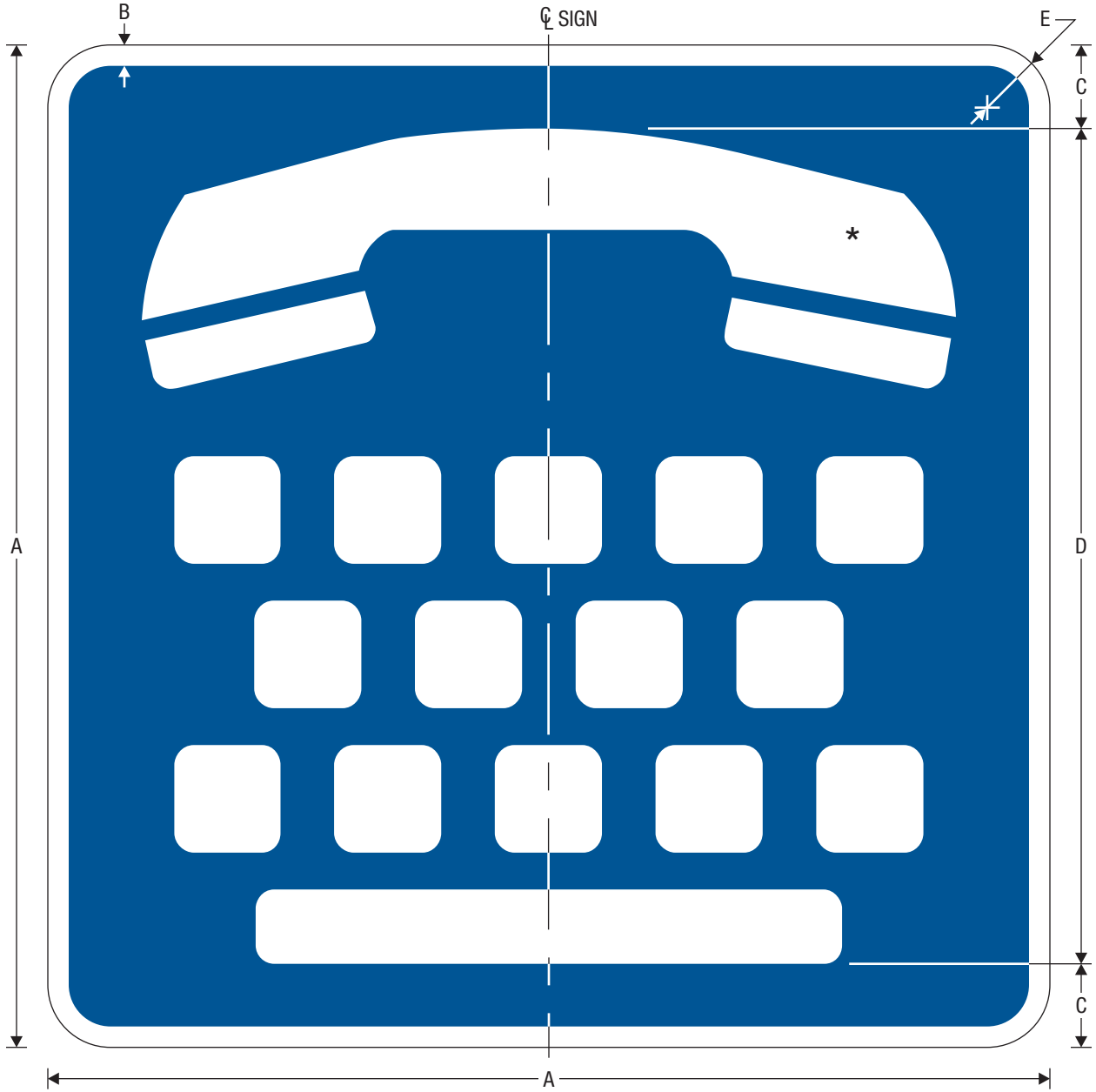
COLORS: LEGEND, BORDER – WHITE (RETROREFLECTIVE)
 BACKGROUND – BLUE (RETROREFLECTIVE)



D9-20aP
 24-HOUR (PLAQUE)

A	B	C	D	E	F	G	H	J	K
24	12	0.5	4	4 D	6.205	1.601	1.399	6.406	1.5
30	12	0.5	3.5	5 D	7.756	2.001	1.749	8.008	1.5

COLORS: LEGEND, BORDER – WHITE (RETROREFLECTIVE)
 BACKGROUND – BLUE (RETROREFLECTIVE)



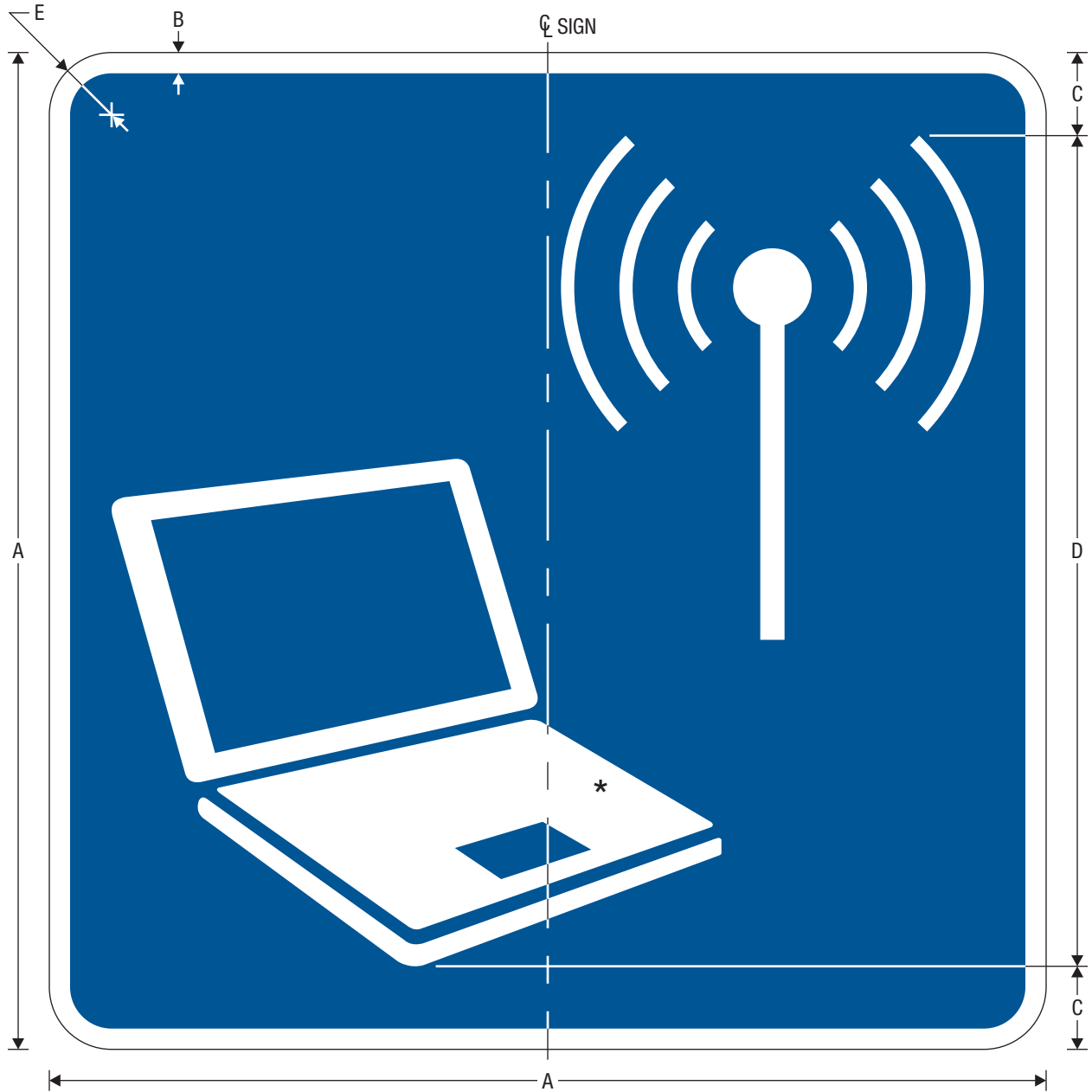
D9-21

TELECOMMUNICATION DEVICE FOR THE DEAF

* See page X-XX for symbol design.

A	B	C	D	E
24	0.5	2	20	1.5
30	0.75	2.5	25	1.875

COLORS: LEGEND, BORDER – WHITE (RETROREFLECTIVE)
 BACKGROUND – BLUE (RETROREFLECTIVE)

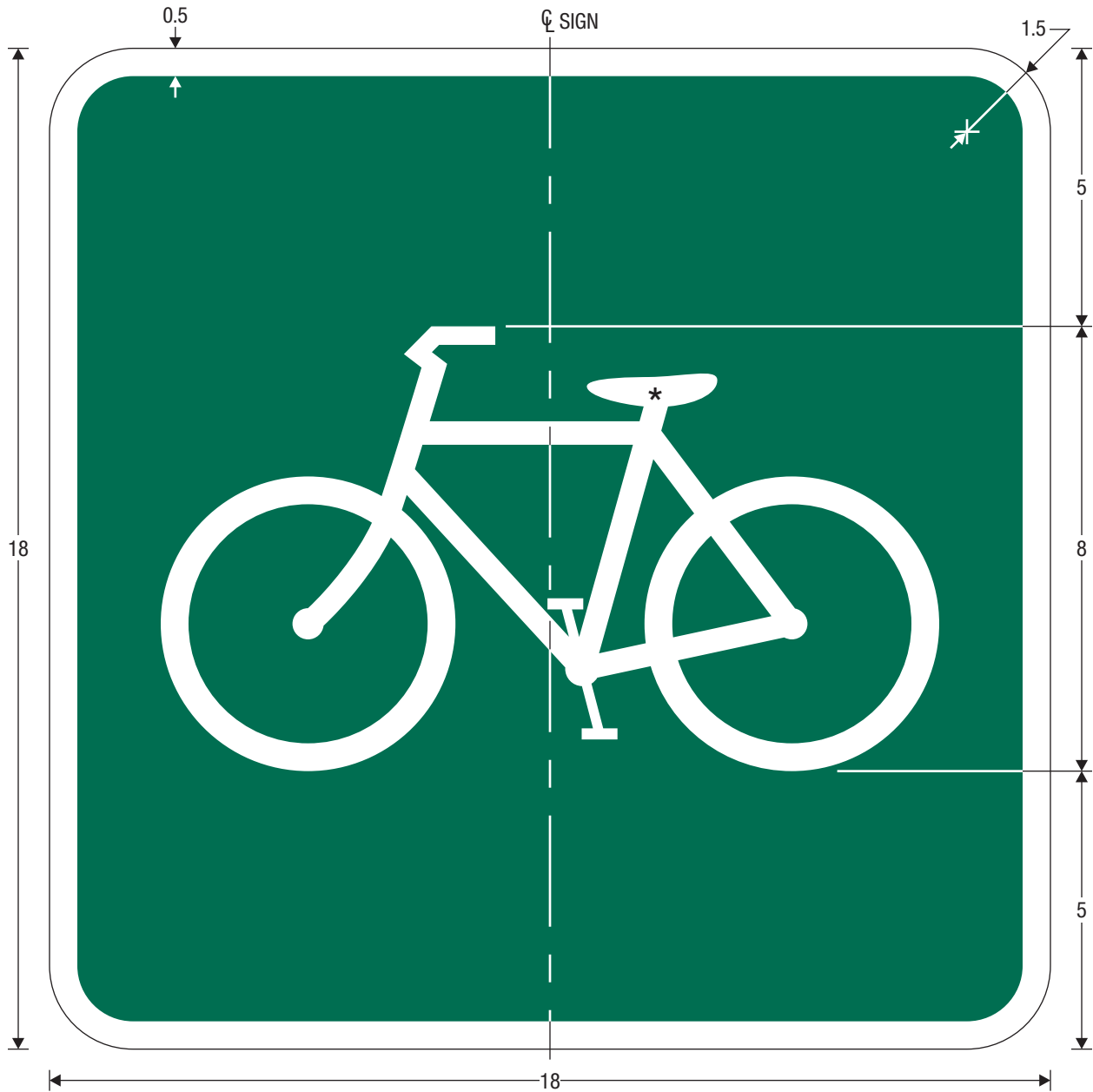


D9-22
WIRELESS INTERNET

* See page X-XX for symbol design.

A	B	C	D	E
24	0.5	2	20	1.5
30	0.75	2.5	25	1.875

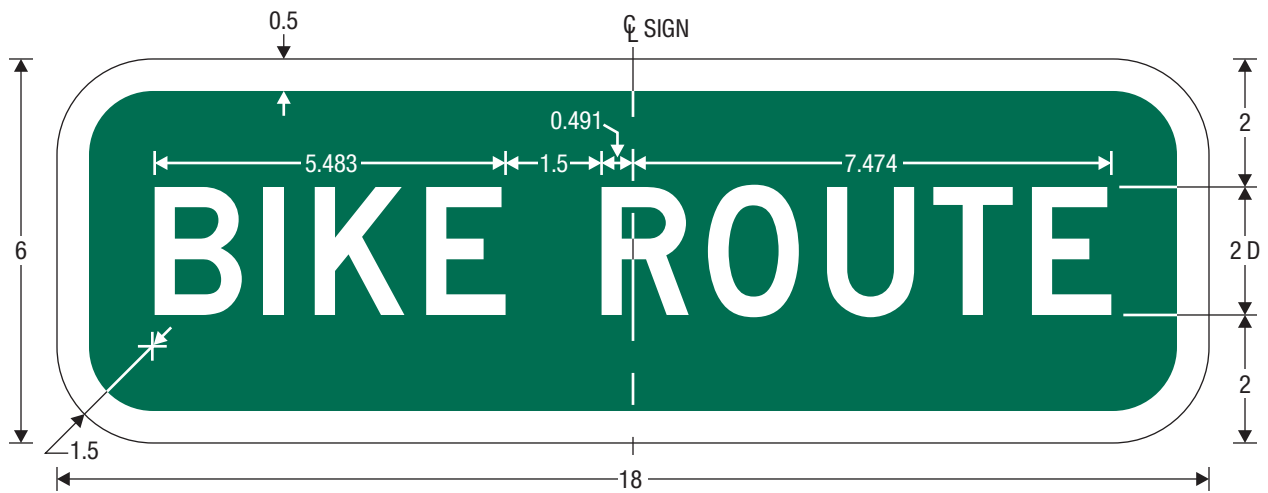
COLORS: LEGEND, BORDER – WHITE (RETROREFLECTIVE)
 BACKGROUND – BLUE (RETROREFLECTIVE)



D11-1a
BICYCLE GUIDE

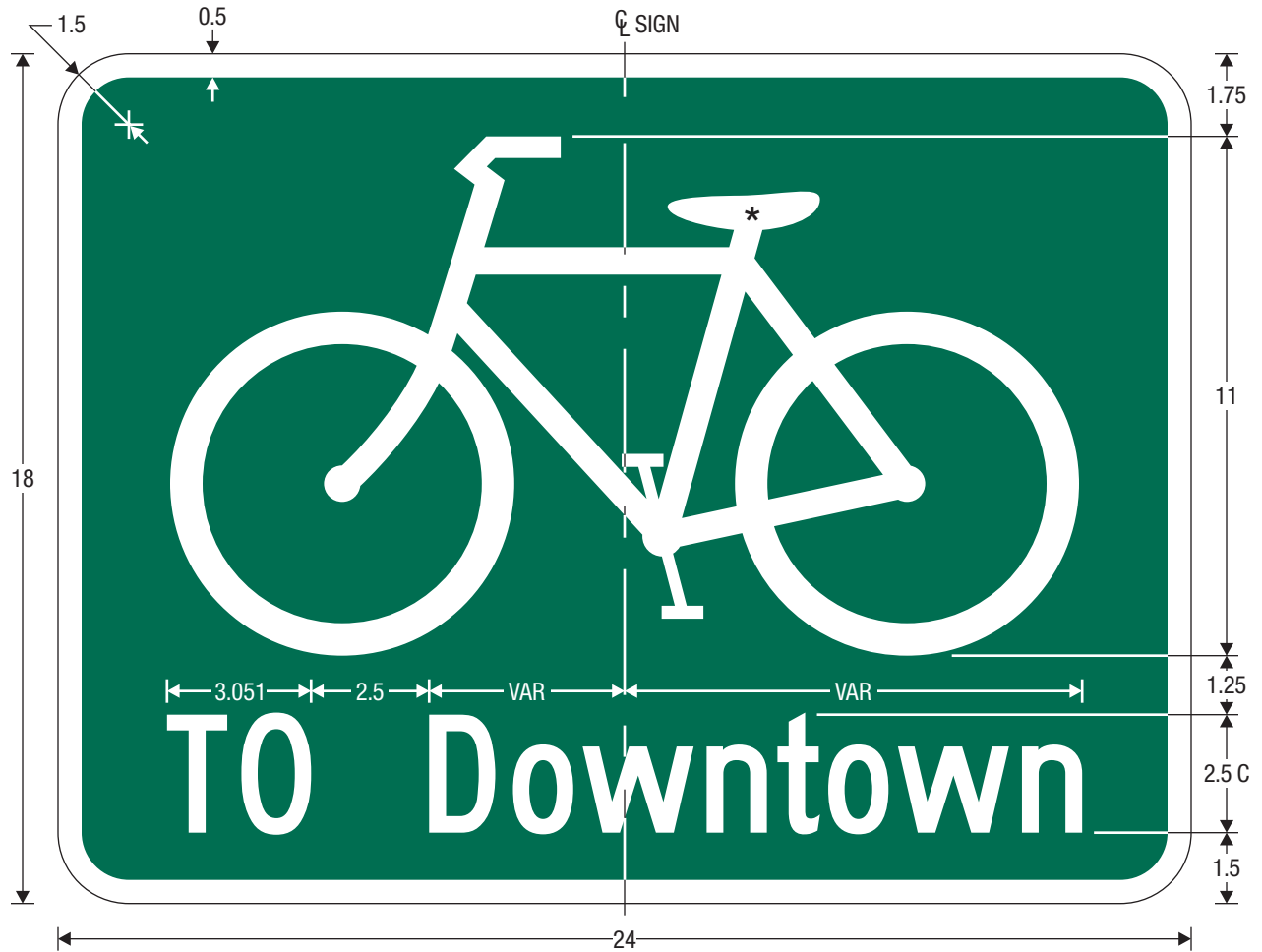
* See page 6-7 for symbol design.

COLORS: LEGEND, BORDER — WHITE (RETROREFLECTIVE)
BACKGROUND — GREEN (RETROREFLECTIVE)



D11-1bP
BIKE ROUTE (PLAQUE)

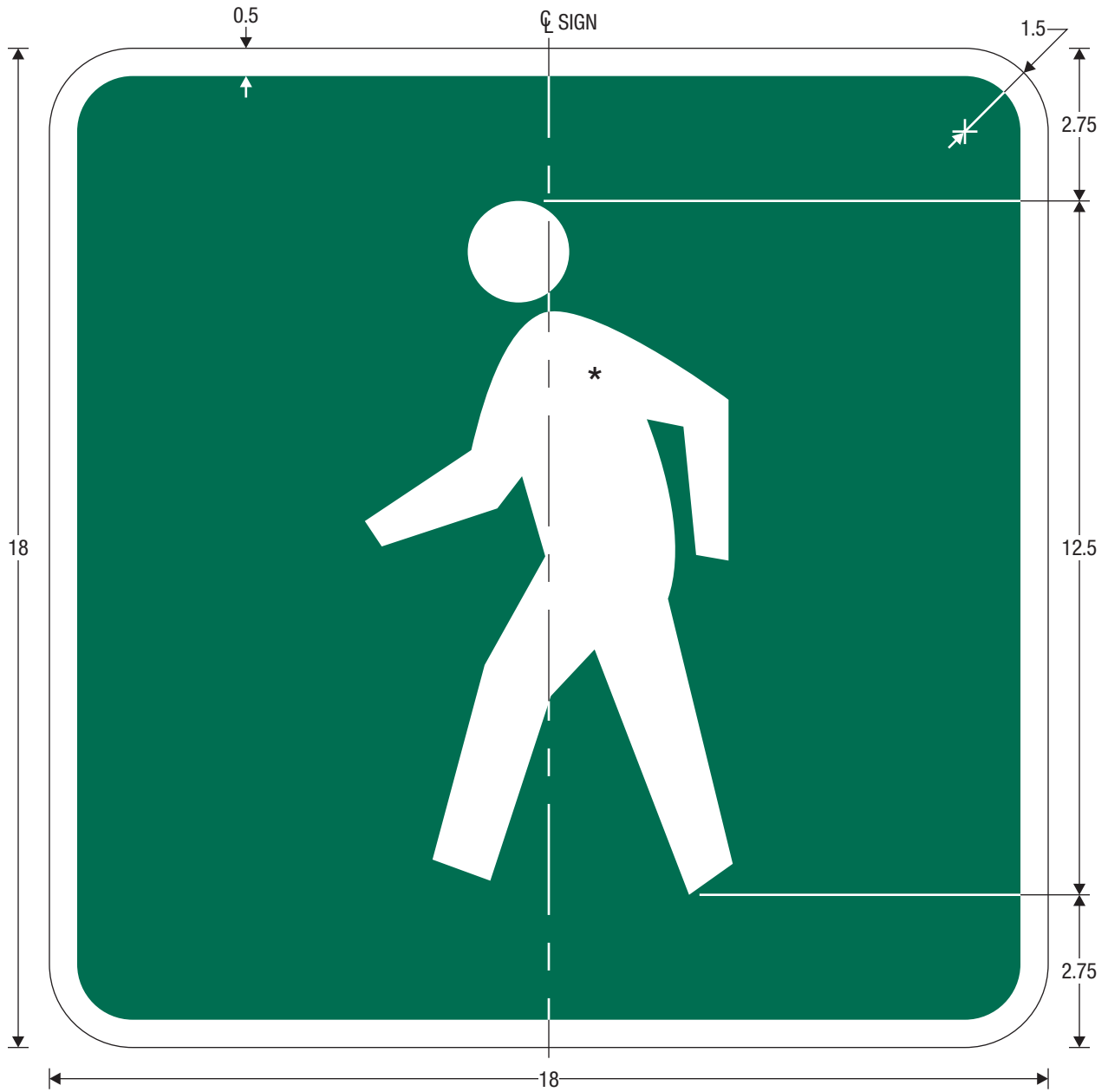
COLORS: LEGEND, BORDER — WHITE (RETROREFLECTIVE)
BACKGROUND — GREEN (RETROREFLECTIVE)



D11-1c
BIKE ROUTE (DESTINATION)

* See page 6-7 for symbol design.


COLORS: LEGEND, BORDER — WHITE (RETROREFLECTIVE)
BACKGROUND — GREEN (RETROREFLECTIVE)



D11-2
PEDESTRIAN GUIDE

* See page 6-10 for symbol design.

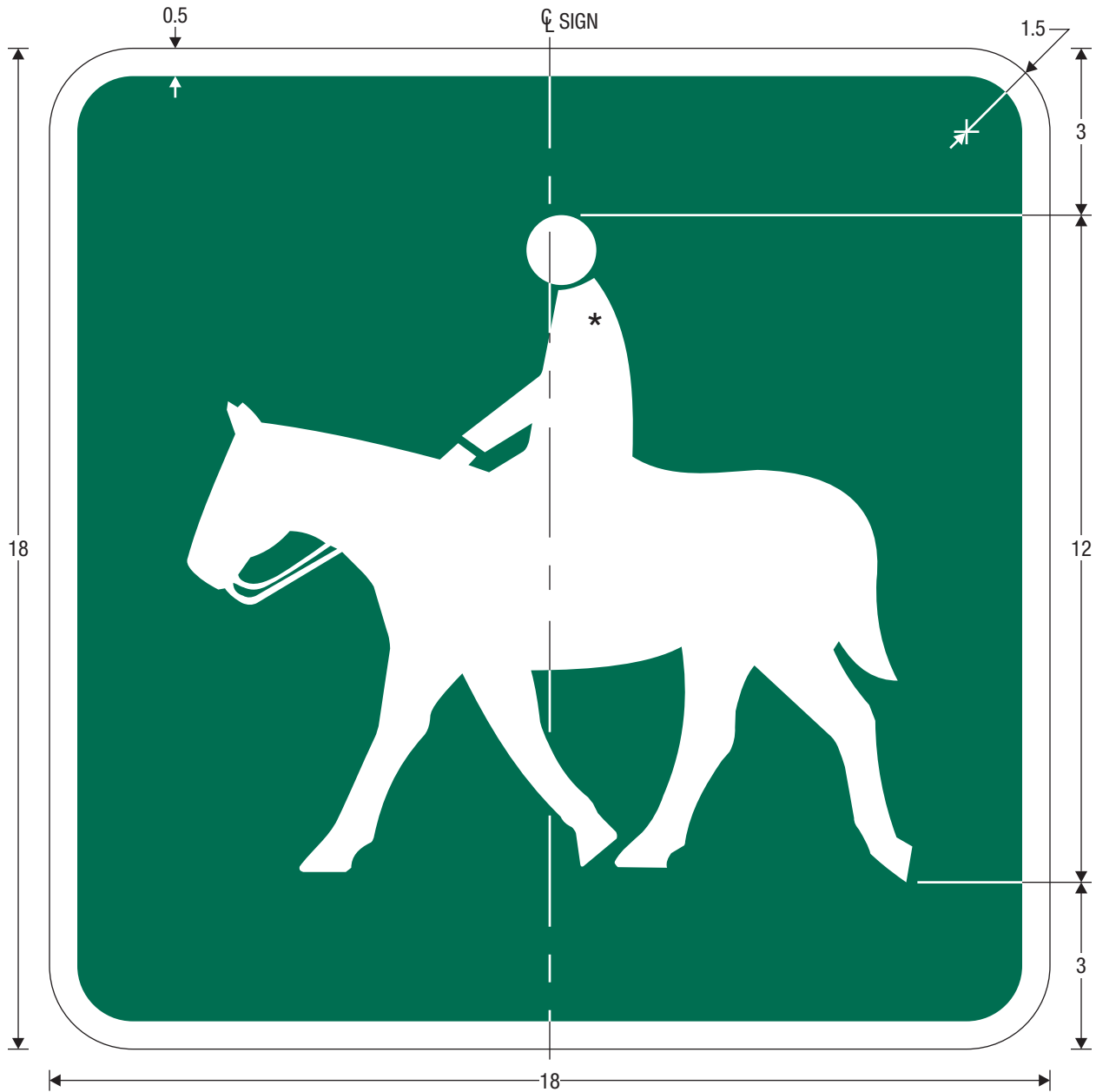
COLORS: LEGEND, BORDER — WHITE (RETROREFLECTIVE)
BACKGROUND — GREEN (RETROREFLECTIVE)



D11-3
SKATERS GUIDE

* See page X-XX for symbol design.

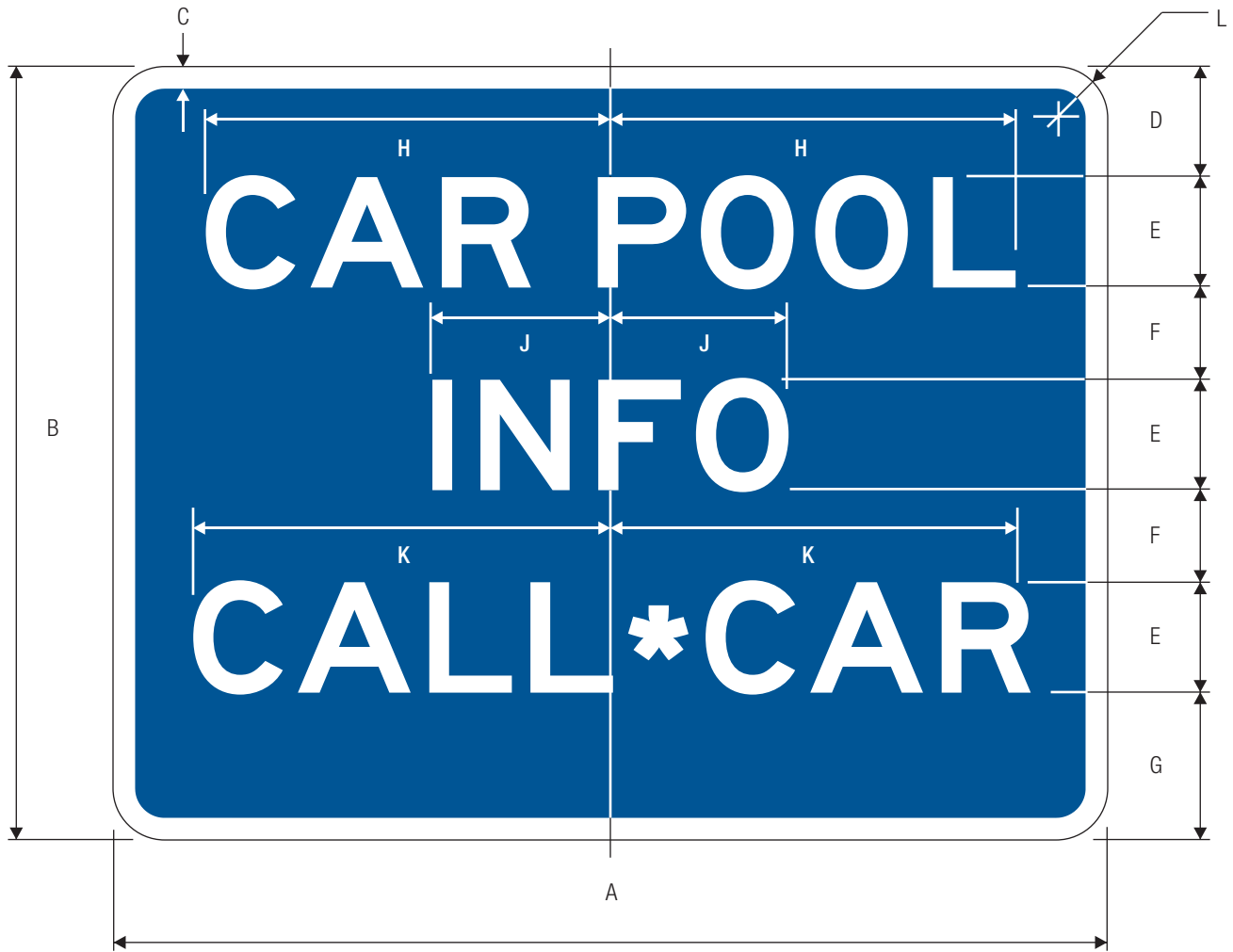
COLORS: LEGEND, BORDER — WHITE (RETROREFLECTIVE)
BACKGROUND — GREEN (RETROREFLECTIVE)



D11-4
EQUESTRIANS GUIDE

* See page 6-30 for symbol design.

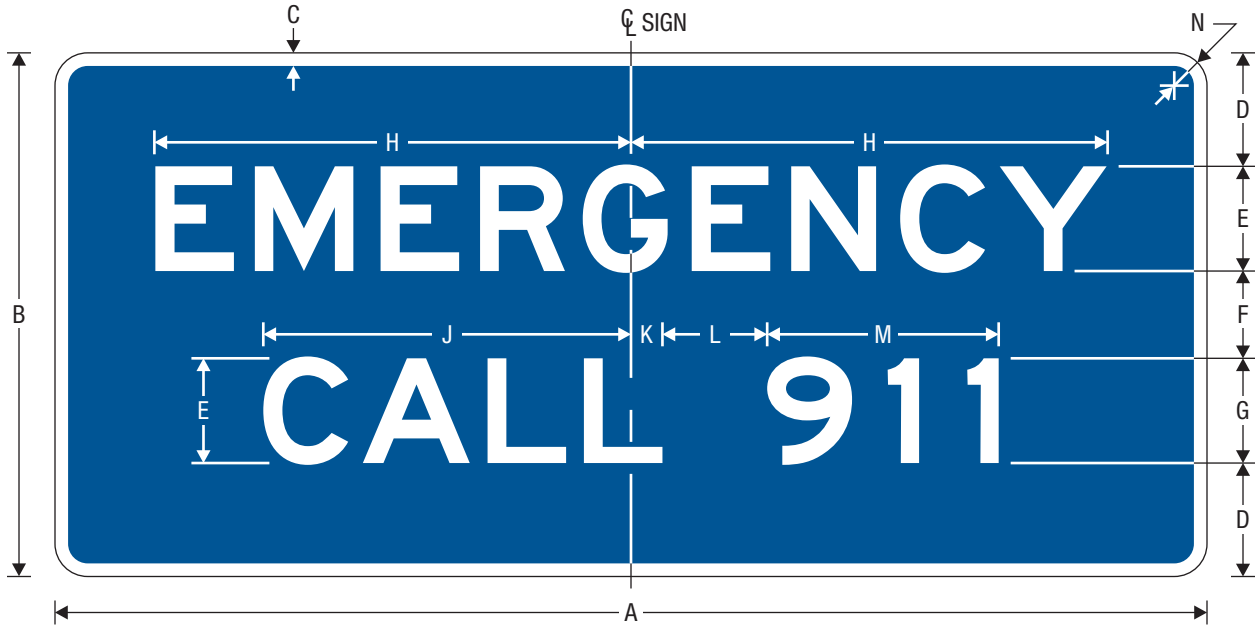
COLORS: LEGEND, BORDER — WHITE (RETROREFLECTIVE)
BACKGROUND — GREEN (RETROREFLECTIVE)



D12-2
CAR POOL INFORMATION

A	B	C	D	E	F	G	H	J	K	L
60	42	.75	6	6 E	5	8	22.342	9.667	22.752	1.25
96	66	2	9	10 E	8	11	37.241	16.113	37.925	2.5

COLORS: LEGEND, BORDER — WHITE (RETROREFLECTIVE)
BACKGROUND — BLUE (RETROREFLECTIVE)



D12-4
EMERGENCY CALL 911

* Increase character spacing 100%.

A	B	C	D	E	F	G	H	J	K	L	M	N
66	30	0.75	6.5	6 E	5	6 E*	27.25	21.066	1.802	6	13.263	1.875
96	48	1	11	9 E	8	9 E*	40.875	31.598	2.703	9	19.894	3

COLORS: LEGEND, BORDER – WHITE (RETROREFLECTIVE)
BACKGROUND – BLUE (RETROREFLECTIVE)



D12-5

TRAVEL INFO CALL 511 (PICTOGRAPH)

* See page X-XX for pictograph design.

** Increase character spacing 50%

A	B	C	D	E	F	G	H	J	K
48	60	0.75	4.5	12	4.5	6 D	6	14.288	8.345
66	72	1	6	16	6	8 E	8	22.927	12.964

L	M	N	P	Q
18.038	1.173	6	10.865**	2.25
26.787	3.703	7	16.084**	3

COLORS: LEGEND, BORDER – WHITE (RETROREFLECTIVE)
 BACKGROUND – BLUE (RETROREFLECTIVE)



D12-5a
 TRAVEL INFO CALL 511

* Increase character spacing 50%.

A	B	C	D	E	F	G	H	J	K	L	M
48	36	0.75	4.5	6 D	14.288	8.345	18.038	1.173	6	10.865*	2.25
66	48	1	6	8 E	22.927	12.964	26.787	3.703	7	16.084*	3

COLORS: LEGEND, BORDER – WHITE (RETROREFLECTIVE)
 BACKGROUND – BLUE (RETROREFLECTIVE)

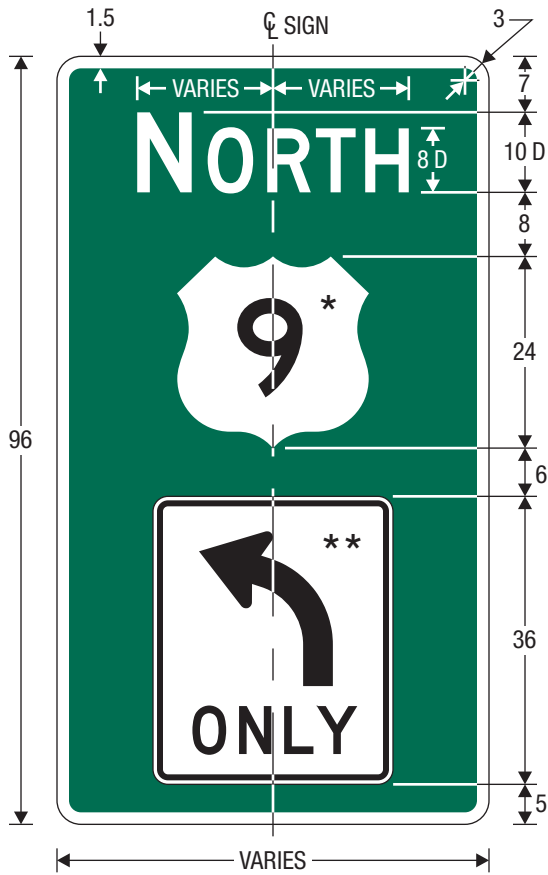


D13-3a

FREEWAY ENTRANCE DIRECTION

* See page 6-1 for arrow design.

COLORS: LEGEND, BORDER — WHITE (RETROREFLECTIVE)
BACKGROUND — GREEN (RETROREFLECTIVE)



D15-1
 COMBINATION LANE USE / DESTINATION

- * See sign designations M1 through M6 for sign design.
- ** See sign designation R3-5 or R3-5a for sign design.

COLORS: LEGEND, BORDER — WHITE (RETROREFLECTIVE)
 BACKGROUND — GREEN (RETROREFLECTIVE)

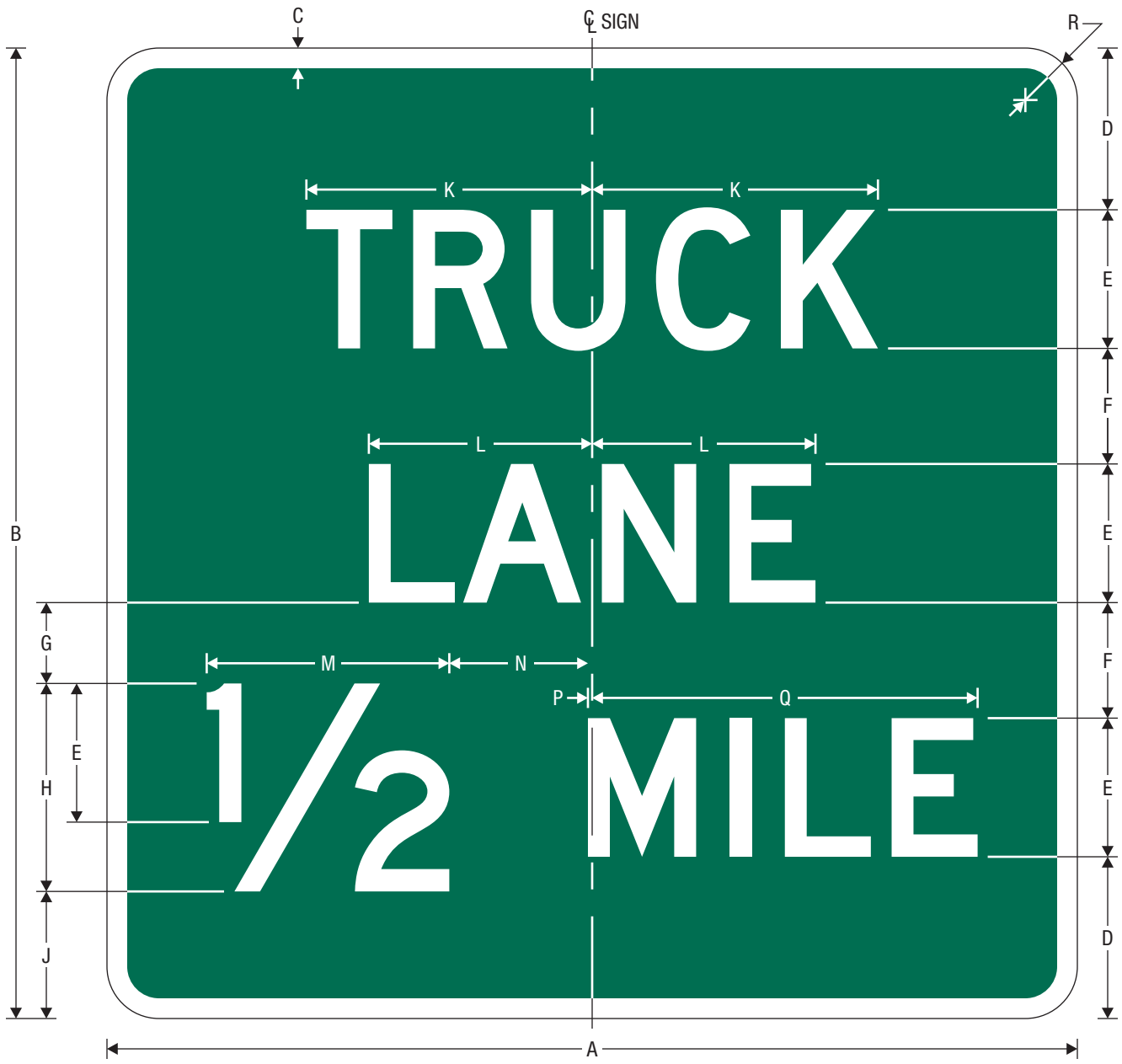


D17-1
 NEXT TRUCK LANE

A	B	C	D	E	F	G	H	J	K	L
42	48	0.875	5.25	6 D	4.5	3.75	7.5 D	4.5	9.066	12.369
60	66	1.25	8	8 D	6	5	10 D	7	12.088	16.492

M	N	P	Q	R	S
9.666	5.106	6	5.223	16.328	2.25
12.887	6.808	8	6.963	21.771	3

COLORS: LEGEND, BORDER – WHITE (RETROREFLECTIVE)
 BACKGROUND – GREEN (RETROREFLECTIVE)

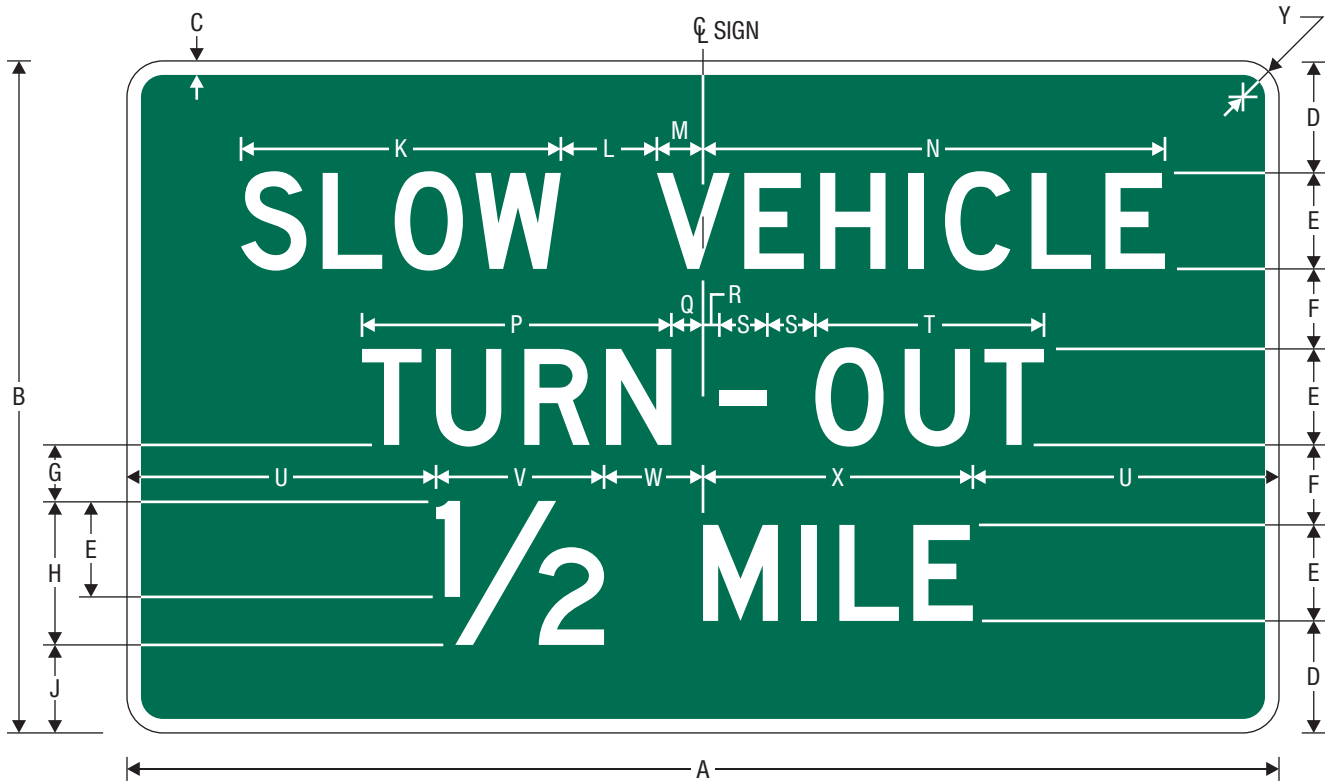


D17-2
TRUCK LANE ADVANCE

A	B	C	D	E	F	G	H	J	K	L	M	N
42	42	0.875	7	6 D	5	3.5	9	5.5	12.369	9.666	10.5	6
60	54	1.25	8	8 D	7	5	12	6	16.492	12.887	14	8

P	Q	R
0.183	16.683	2.25
0.244	22.244	3

COLORS: LEGEND, BORDER – WHITE (RETROREFLECTIVE)
BACKGROUND – GREEN (RETROREFLECTIVE)



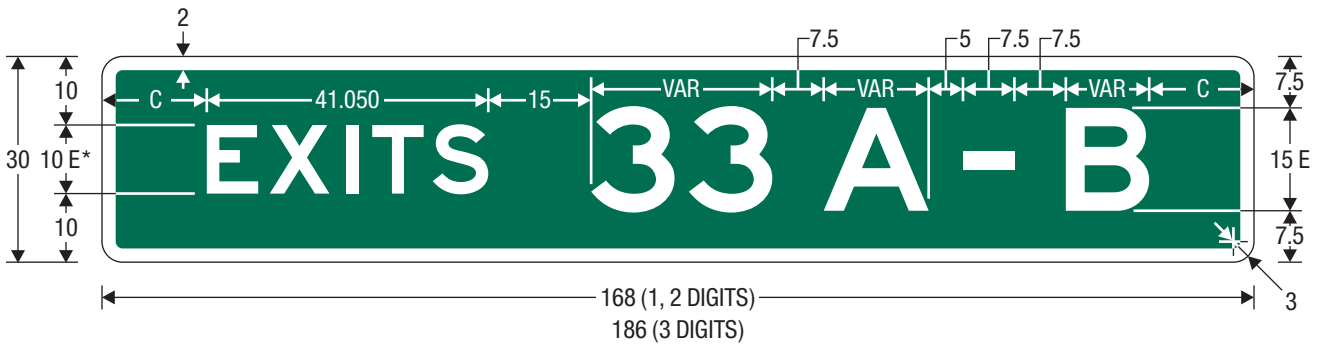

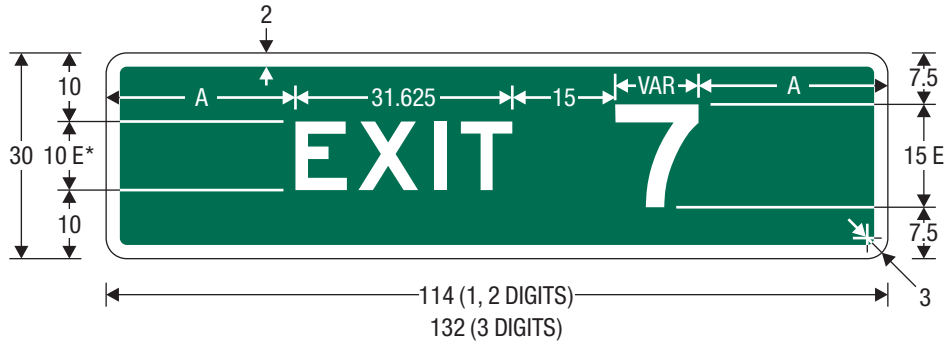
D17-7

SLOW VEHICLE TURN-OUT X MILES

A	B	C	D	E	F	G	H	J	K	L	M	N
72	42	0.875	7	6 D	5	3.5	9	5.5	19.992	6	2.882	28.874
96	54	1.25	8	8 D	7	5	12	6	26.656	8	3.843	38.499

P	Q	R	S	T	U	V	W	X	Y
19.335	1.977	1.023	3	14.289	19.317	10.5	6	16.866	2.25
25.780	2.636	1.364	4	19.052	25.756	14	8	22.488	3

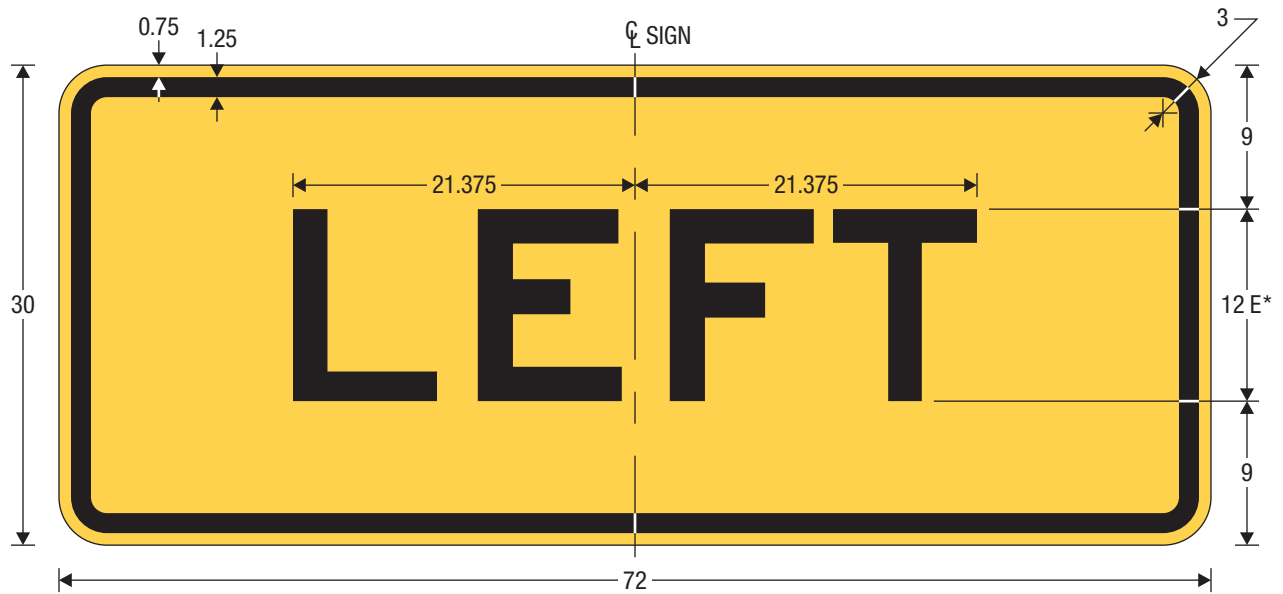
COLORS: LEGEND, BORDER – WHITE (RETROREFLECTIVE)
 BACKGROUND – GREEN (RETROREFLECTIVE)



E1-5P
 EXIT NUMBER (PLAQUE)

* Increase character spacing 20%.

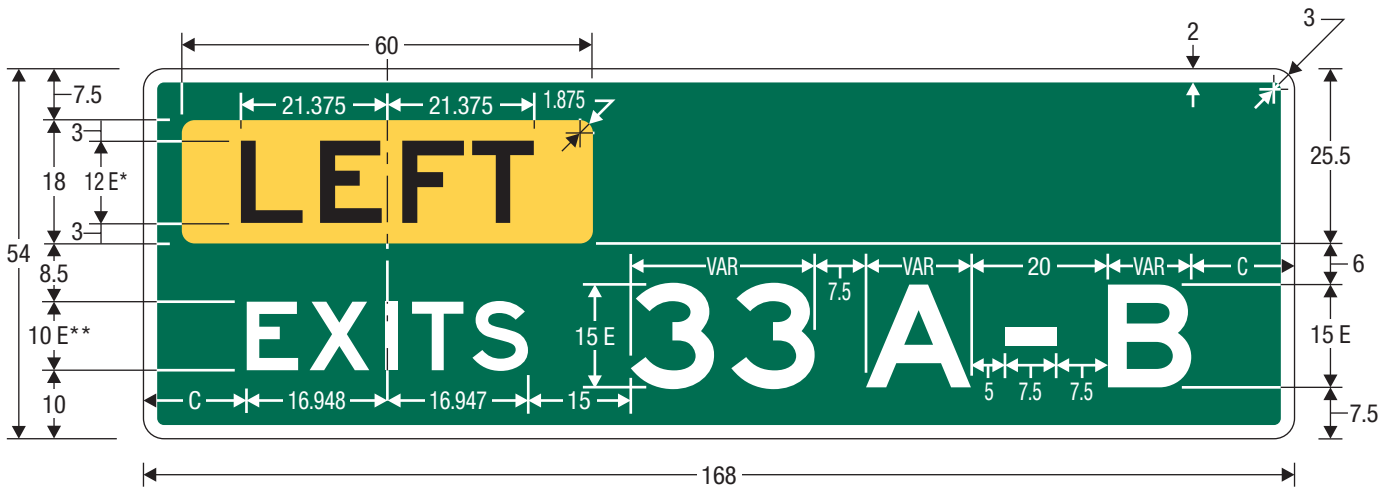
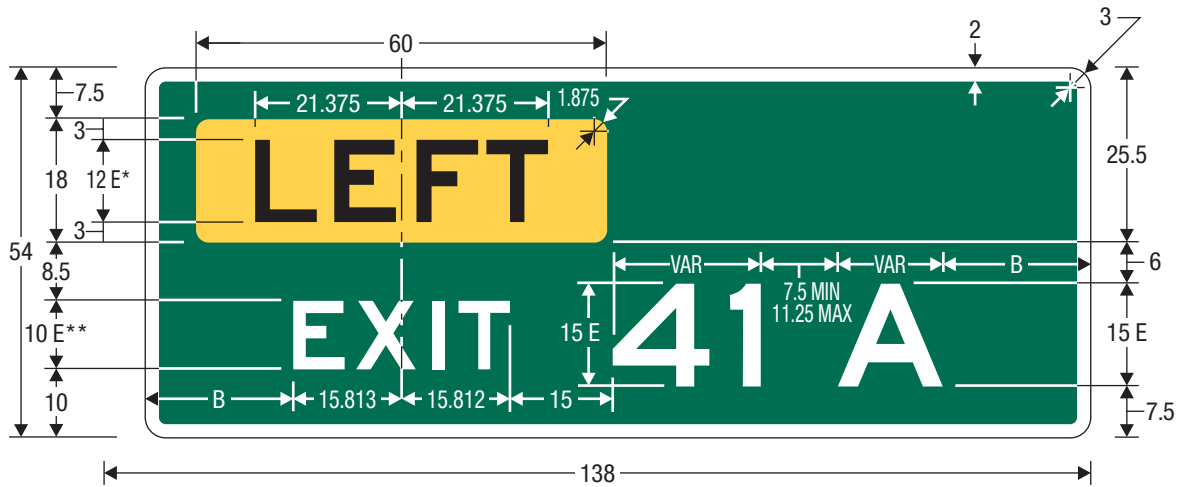
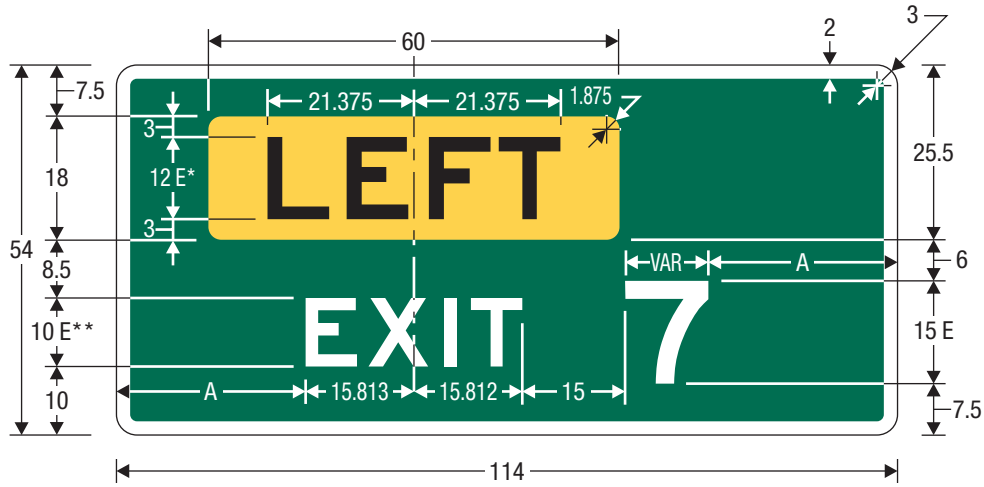
COLORS: LEGEND, BORDER — WHITE (RETROREFLECTIVE)
 BACKGROUND — GREEN (RETROREFLECTIVE)



E1-5aP
LEFT (PLAQUE)

* Increase character spacing 25%.


COLORS: LEGEND, BORDER — BLACK
BACKGROUND — YELLOW (RETROREFLECTIVE)



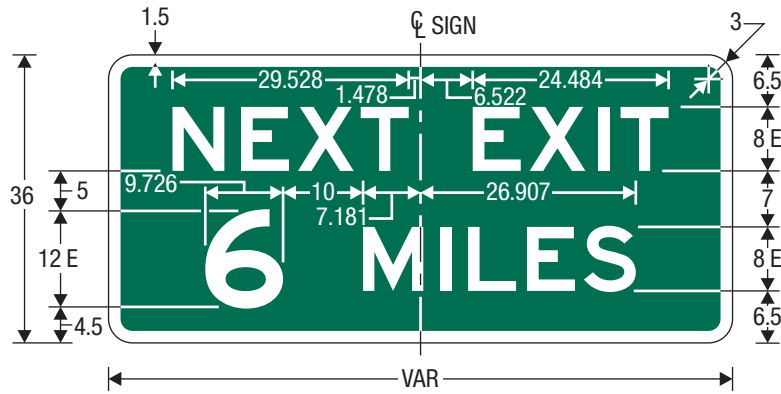
E1-5bP
 LEFT EXIT NUMBER (PLAQUE)

- * Increase character spacing 25%.
- ** Increase character spacing 20%.

COLORS: LEGEND, BORDER — WHITE (RETROREFLECTIVE)
 BACKGROUND — GREEN (RETROREFLECTIVE)




E2-1P
NEXT EXIT (1-LINE PLAQUE)



E2-1aP
NEXT EXIT (2-LINE PLAQUE)

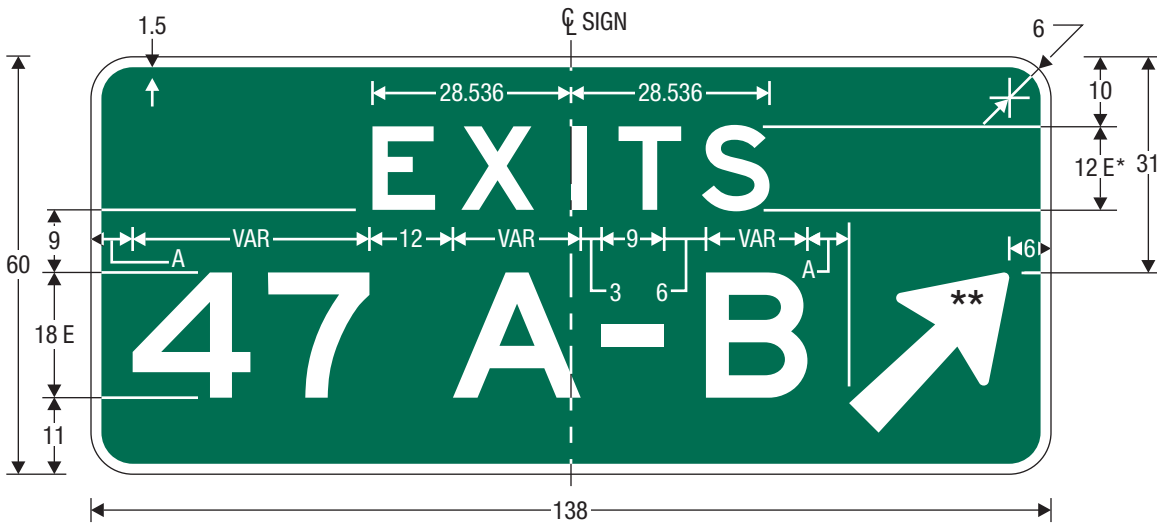
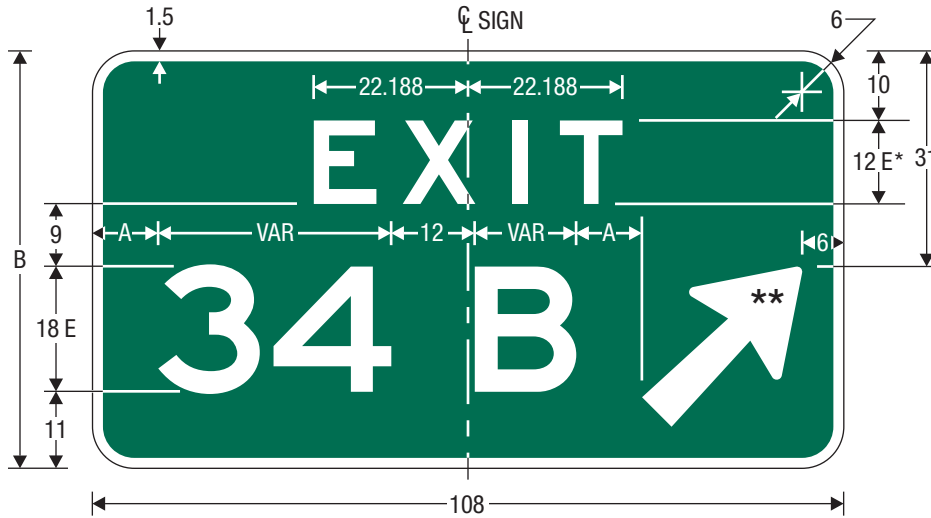
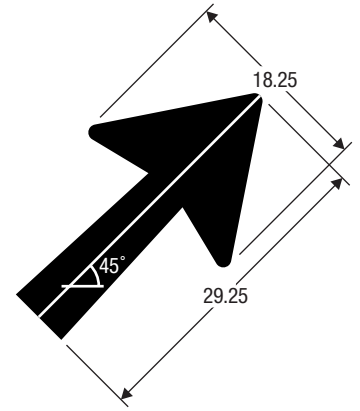
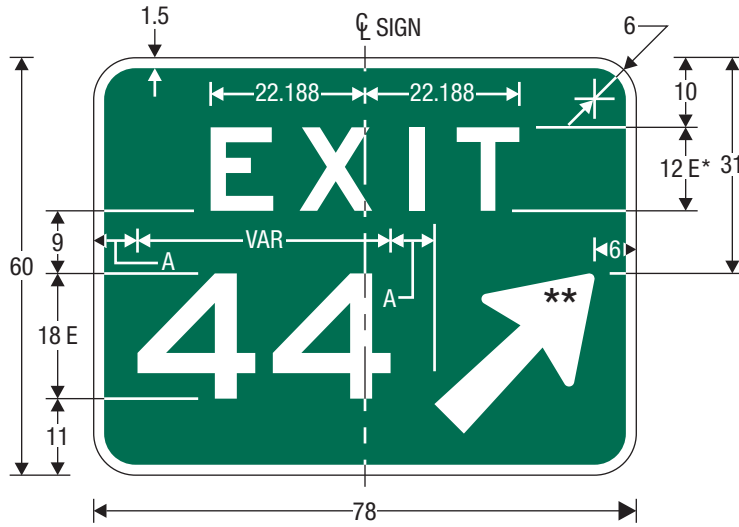
COLORS: LEGEND, BORDER — WHITE (RETROREFLECTIVE)
BACKGROUND — GREEN (RETROREFLECTIVE)



E5-1
EXIT GORE

- * Increase character spacing 225%.
- ** See page 6-1 for arrow design.

COLORS: LEGEND, BORDER — WHITE (RETROREFLECTIVE)
BACKGROUND — GREEN (RETROREFLECTIVE)



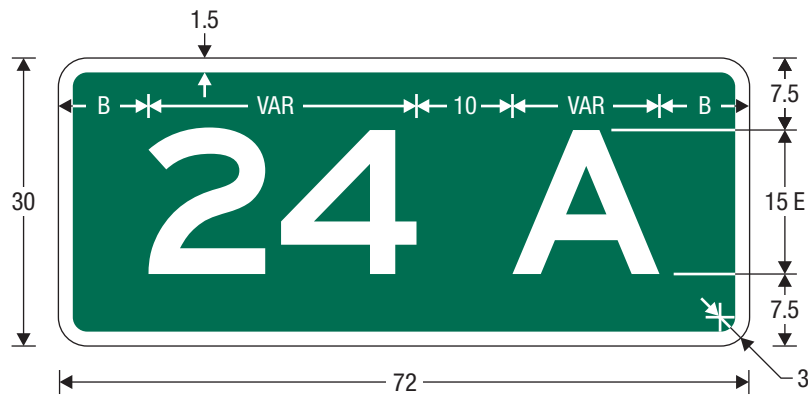
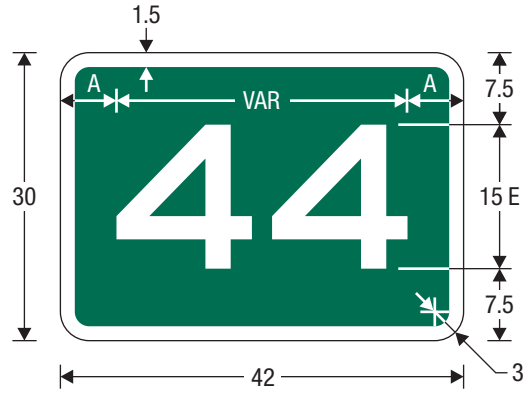
E5-1a

EXIT GORE - NUMBER

* Increase character spacing 225%.

** See page 6-1 for arrow design.

COLORS: LEGEND, BORDER — WHITE (RETROREFLECTIVE)
BACKGROUND — GREEN (RETROREFLECTIVE)



E5-1bP
 EXIT GORE - NUMBER (PLAQUE)

COLORS: LEGEND, BORDER — WHITE (RETROREFLECTIVE)
 BACKGROUND — GREEN (RETROREFLECTIVE)



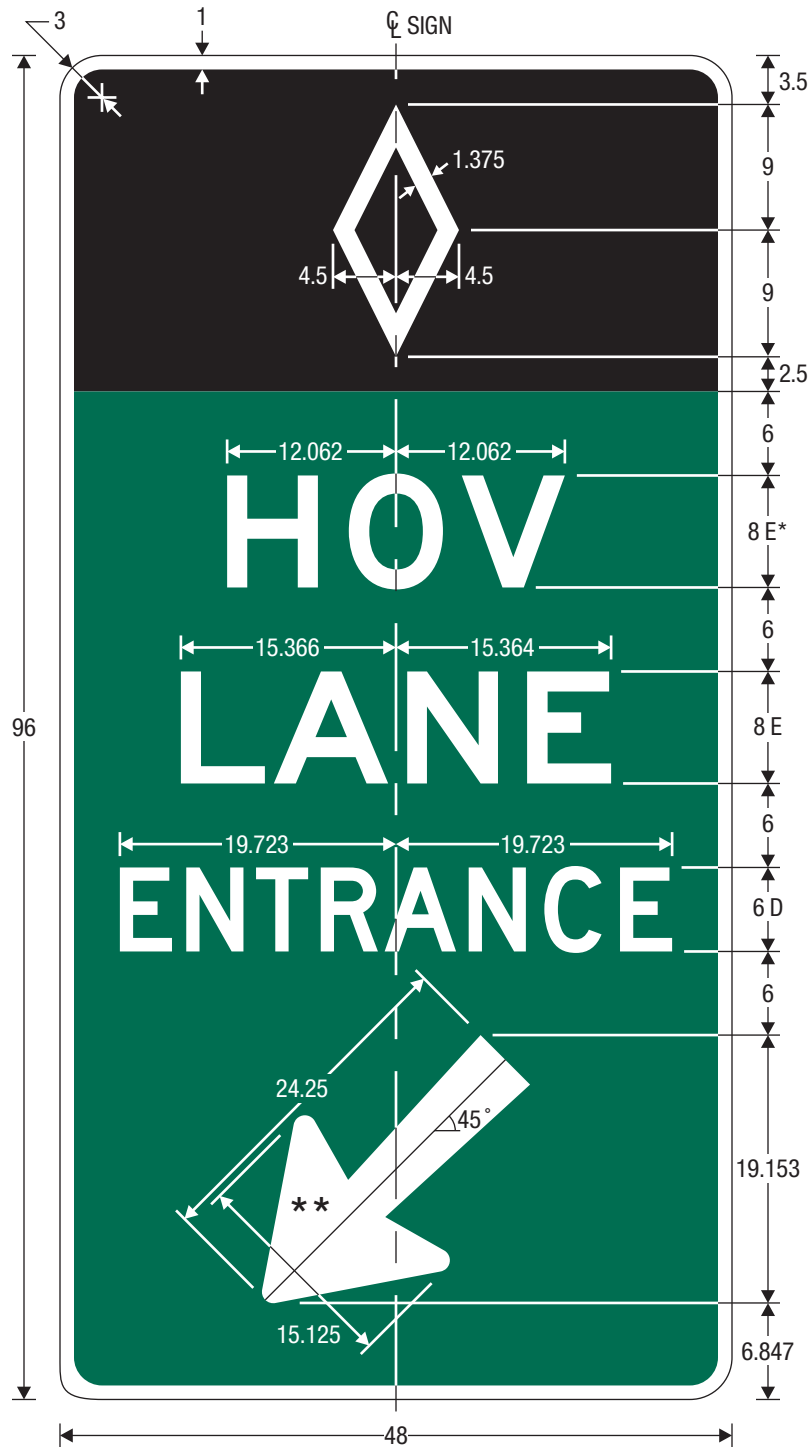
E6-2
PULL-THROUGH

COLORS: LEGEND, BORDER — WHITE (RETROREFLECTIVE)
BACKGROUND — GREEN (RETROREFLECTIVE)



E6-2a
PULL-THROUGH

COLORS: LEGEND, BORDER — WHITE (RETROREFLECTIVE)
BACKGROUND — GREEN (RETROREFLECTIVE)



E8-1

PREFERENTIAL LANE ENTRANCE GORE

* Increase character spacing 20%.

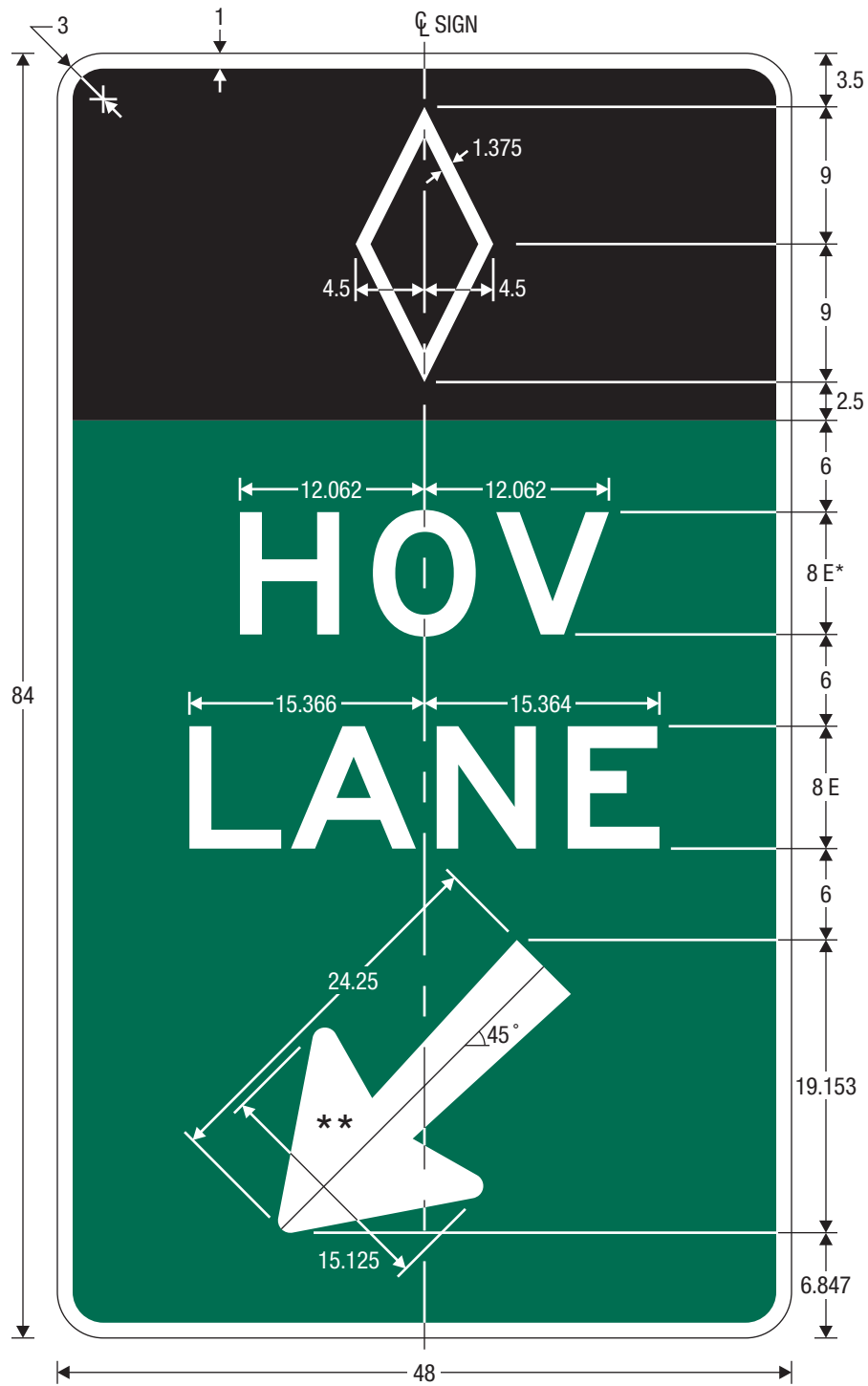
** Type A arrow. See page 6-1 for design.

UPPER SECTION

COLORS: LEGEND, BORDER — WHITE (RETROREFLECTIVE)
 BACKGROUND — BLACK

LOWER SECTION

COLORS: LEGEND, BORDER — WHITE (RETROREFLECTIVE)
 BACKGROUND — GREEN (RETROREFLECTIVE)



E8-1a

PREFERENTIAL LANE INTERMEDIATE ENTRANCE GORE

* Increase character spacing 20%.

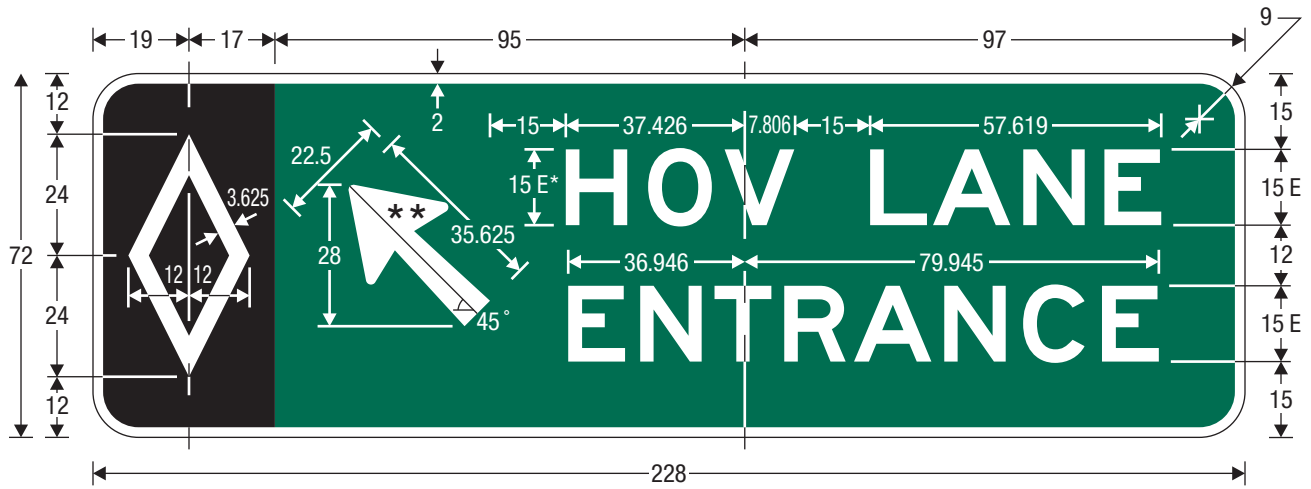
** Type A arrow. See page 6-1 for design.

UPPER SECTION

COLORS: LEGEND, BORDER — WHITE (RETROREFLECTIVE)
 BACKGROUND — BLACK

LOWER SECTION

COLORS: LEGEND, BORDER — WHITE (RETROREFLECTIVE)
 BACKGROUND — GREEN (RETROREFLECTIVE)



E8-2

PREFERENTIAL LANE ENTRANCE DIRECTION (OVERHEAD)

* Increase character spacing 20%.

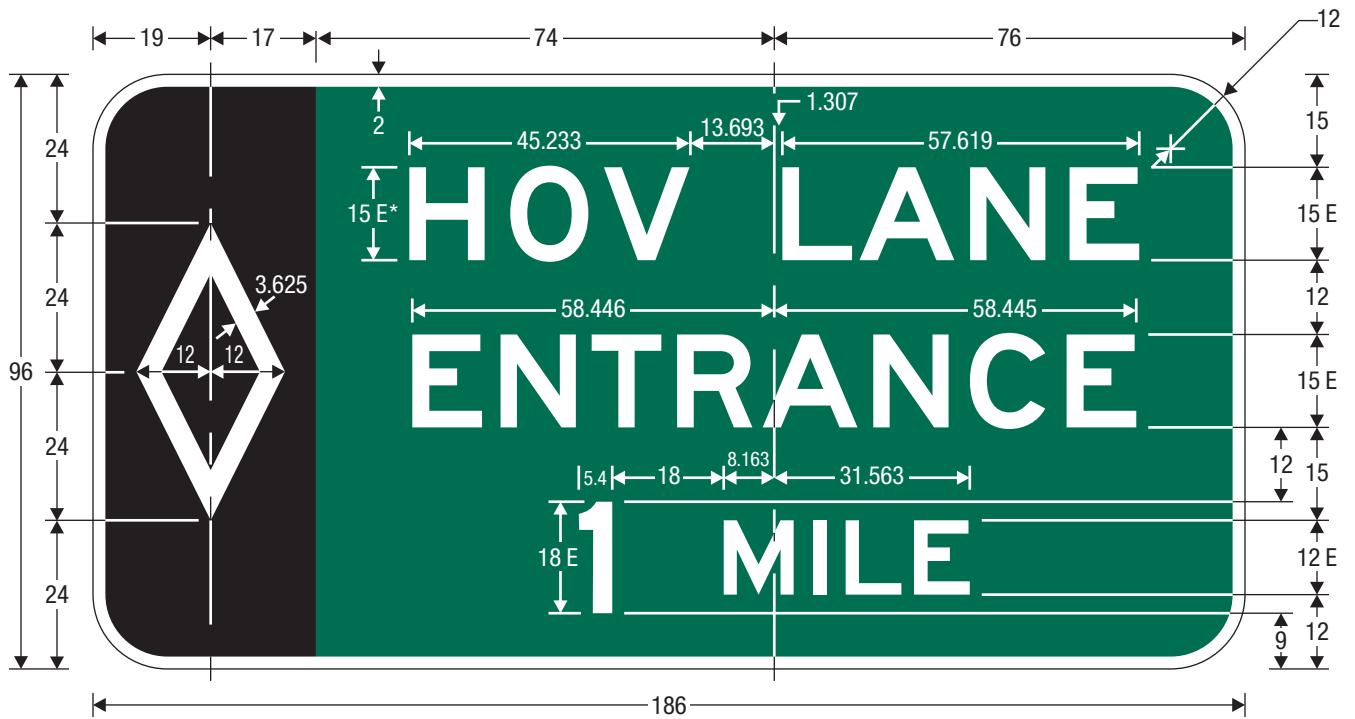
** Type A arrow. See page 6-1 for design.

LEFT SECTION

COLORS: LEGEND, BORDER — WHITE (RETROREFLECTIVE)
 BACKGROUND — BLACK

RIGHT SECTION

COLORS: LEGEND, BORDER — WHITE (RETROREFLECTIVE)
 BACKGROUND — GREEN (RETROREFLECTIVE)

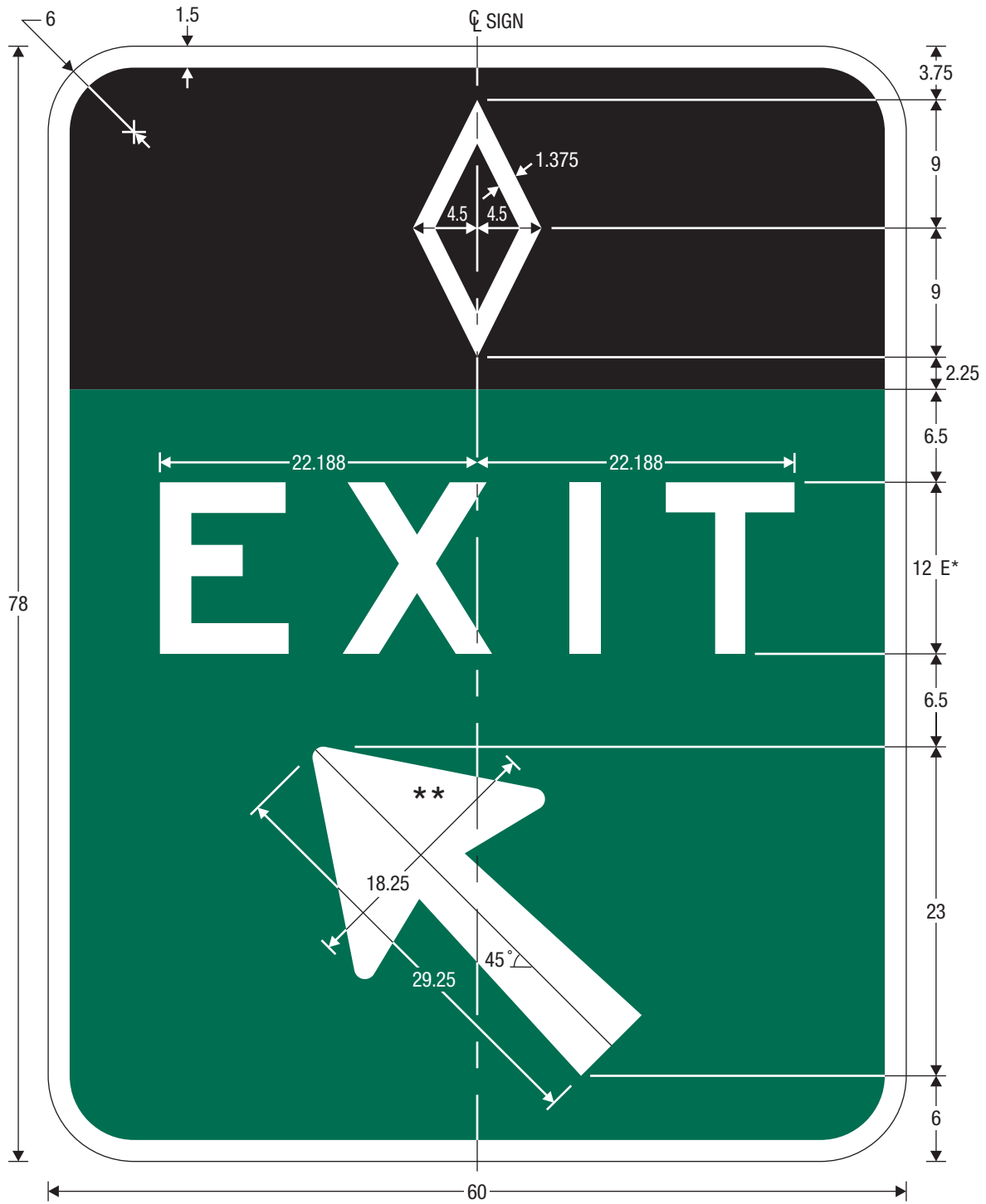


E8-3
 PREFERENTIAL LANE ENTRANCE ADVANCE

* Increase character spacing 20%.

LEFT SECTION
 COLORS: LEGEND, BORDER — WHITE (RETROREFLECTIVE)
 BACKGROUND — BLACK

RIGHT SECTION
 COLORS: LEGEND, BORDER — WHITE (RETROREFLECTIVE)
 BACKGROUND — GREEN (RETROREFLECTIVE)



E8-4

PREFERENTIAL LANE DIRECT EXIT GORE

* Increase character spacing 225%.

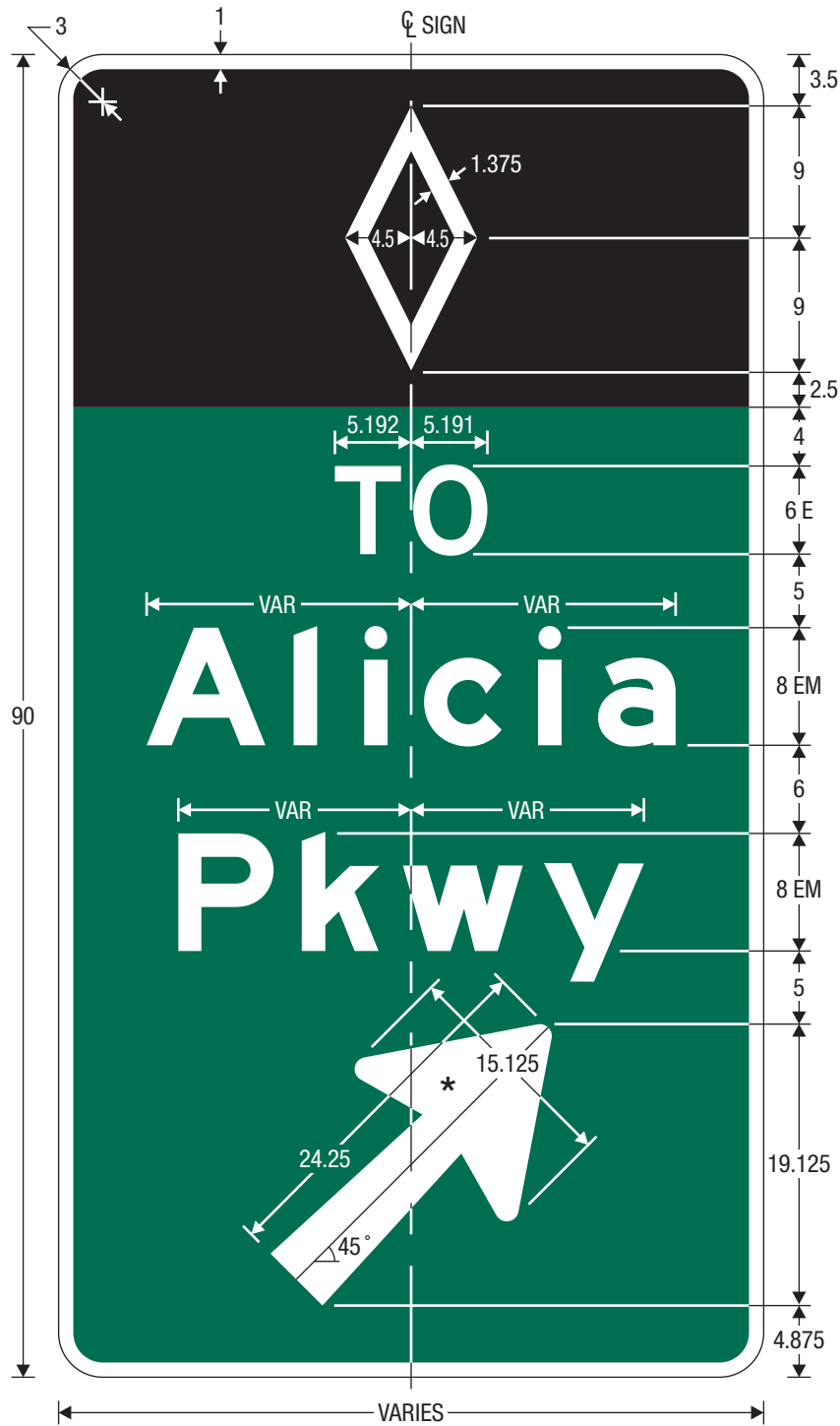
** Type A arrow. See page 6-1 for design.

UPPER SECTION

COLORS: LEGEND, BORDER — WHITE (RETROREFLECTIVE)
BACKGROUND — BLACK

LOWER SECTION

COLORS: LEGEND, BORDER — WHITE (RETROREFLECTIVE)
BACKGROUND — GREEN (RETROREFLECTIVE)



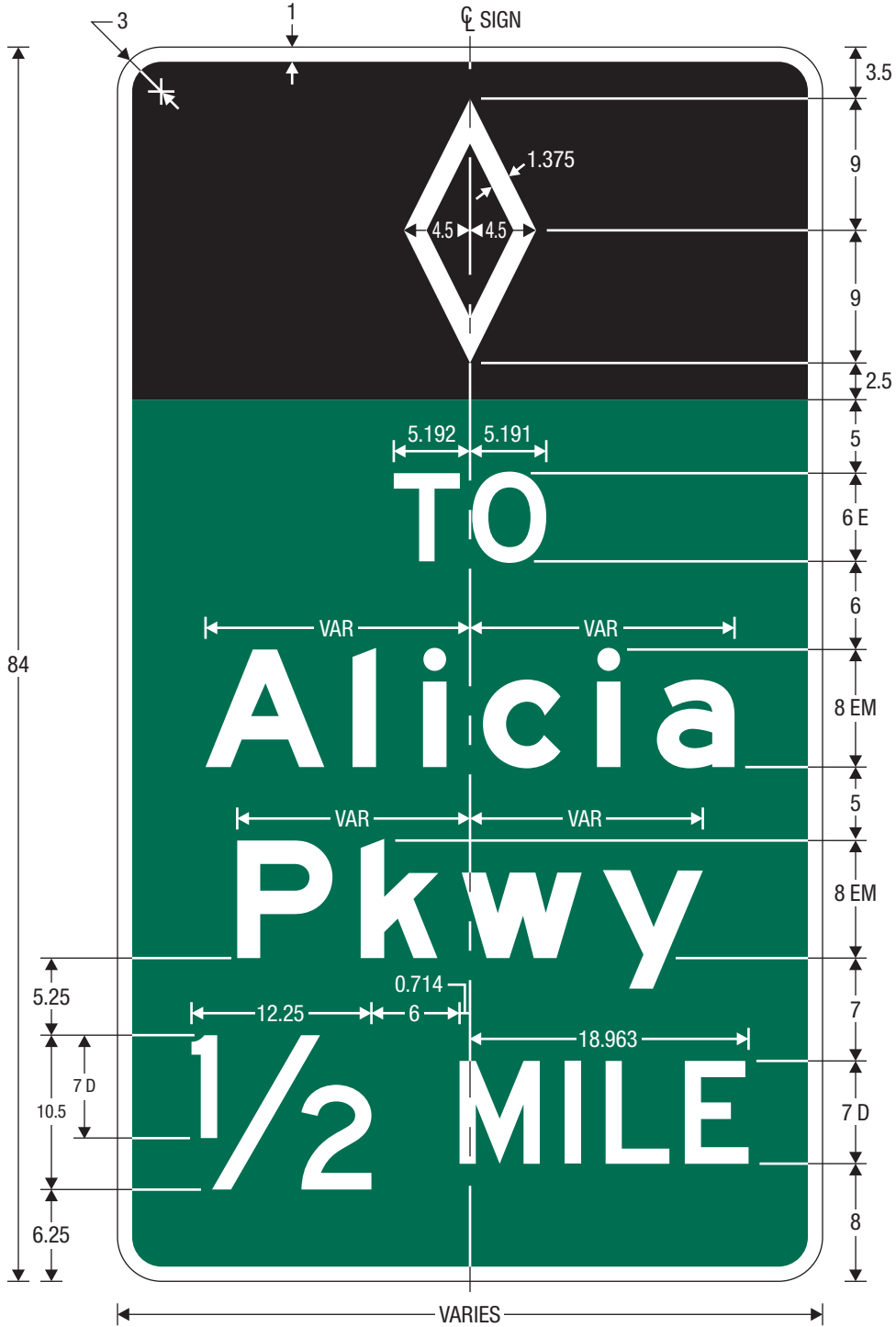
E8-5

PREFERENTIAL LANE INTERMEDIATE EGRESS DIRECTION

* Type A arrow. See page 6-1 for design.

UPPER SECTION
 COLORS: LEGEND — WHITE (RETROREFLECTIVE)
 BACKGROUND — BLACK

LOWER SECTION
 COLORS: LEGEND, BORDER — WHITE (RETROREFLECTIVE)
 BACKGROUND — GREEN (RETROREFLECTIVE)

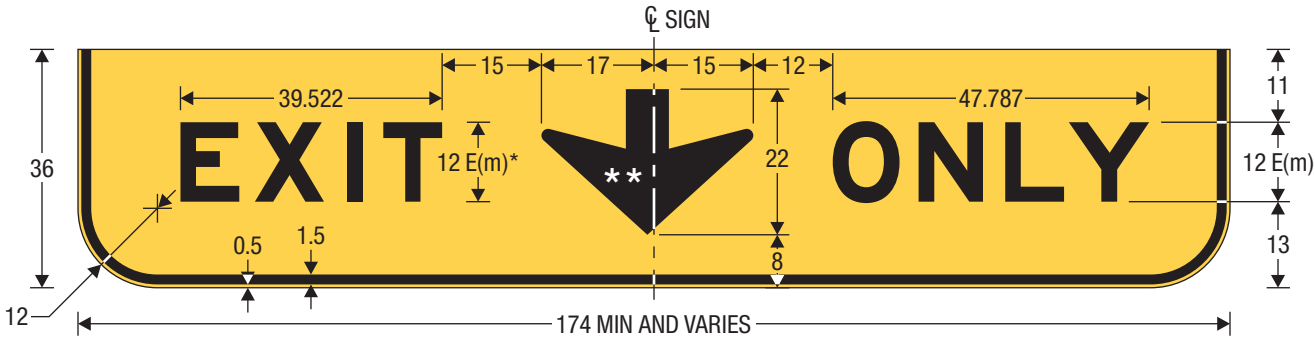


E8-6

PREFERENTIAL LANE INTERMEDIATE EGRESS ADVANCE

UPPER SECTION
 COLORS: LEGEND — WHITE (RETROREFLECTIVE)
 BACKGROUND — BLACK

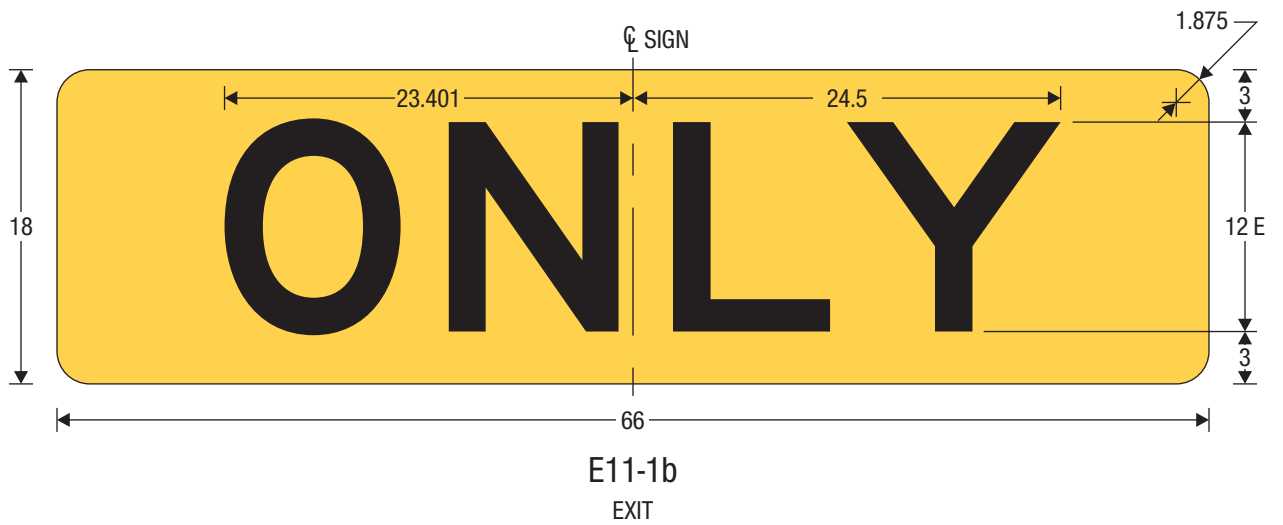

LOWER SECTION
 COLORS: LEGEND, BORDER — WHITE (RETROREFLECTIVE)
 BACKGROUND — GREEN (RETROREFLECTIVE)



E11-1
EXIT ONLY (DOWN ARROW)

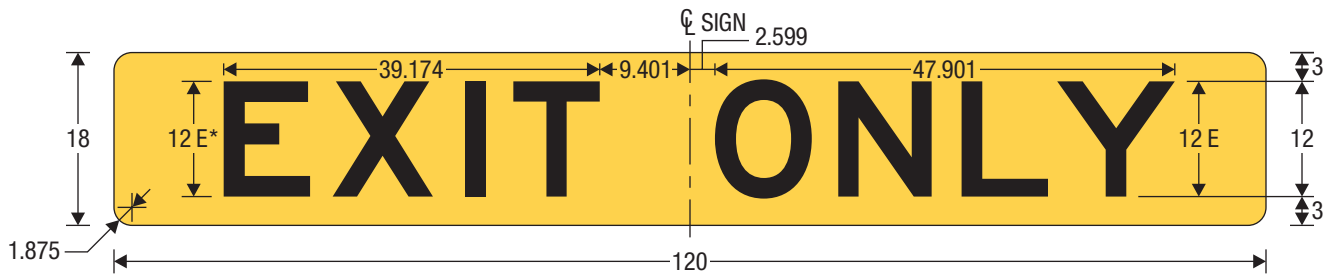
* Increase character spacing 40%.
** See page 6-3 for arrow design.

COLORS: LEGEND, BORDER — BLACK
BACKGROUND — YELLOW (RETROREFLECTIVE)



* Increase character spacing 40%.

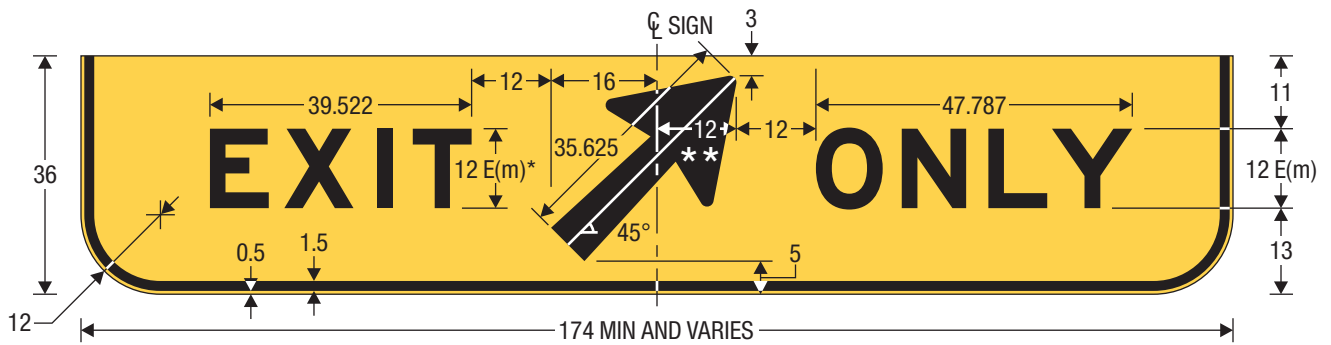
COLORS: LEGEND — BLACK
BACKGROUND — YELLOW (RETROREFLECTIVE)
NO BORDER



E11-1c
EXIT ONLY

* Increase character spacing 40%.

COLORS: LEGEND — BLACK
BACKGROUND — YELLOW (RETROREFLECTIVE)
NO BORDER

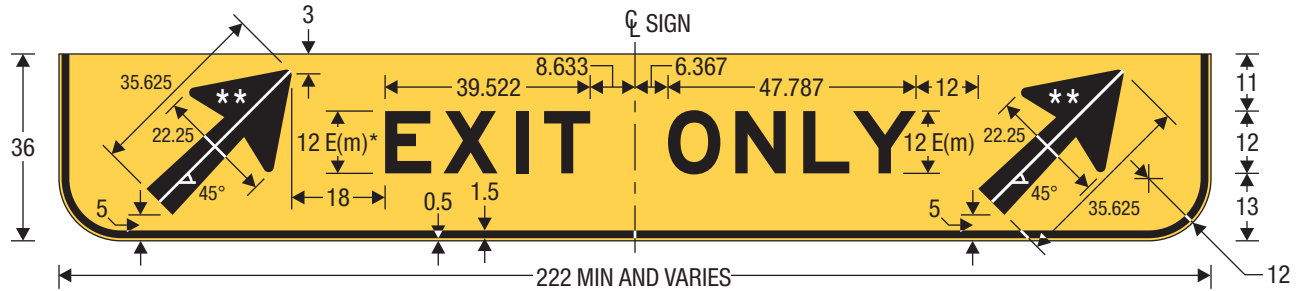


E11-1d
EXIT ONLY (EXIT DIRECTION)

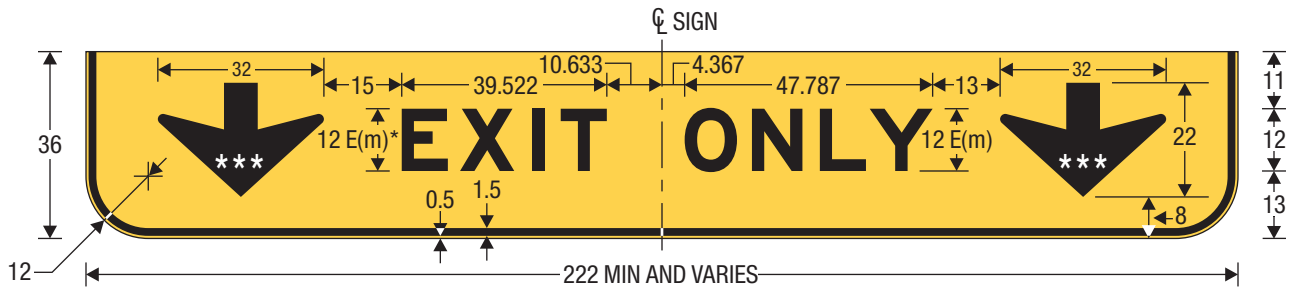
* Increase character spacing 40%.

** Type A arrow. See page 6-1 for design.

COLORS: LEGEND, BORDER — BLACK
BACKGROUND — YELLOW (RETROREFLECTIVE)



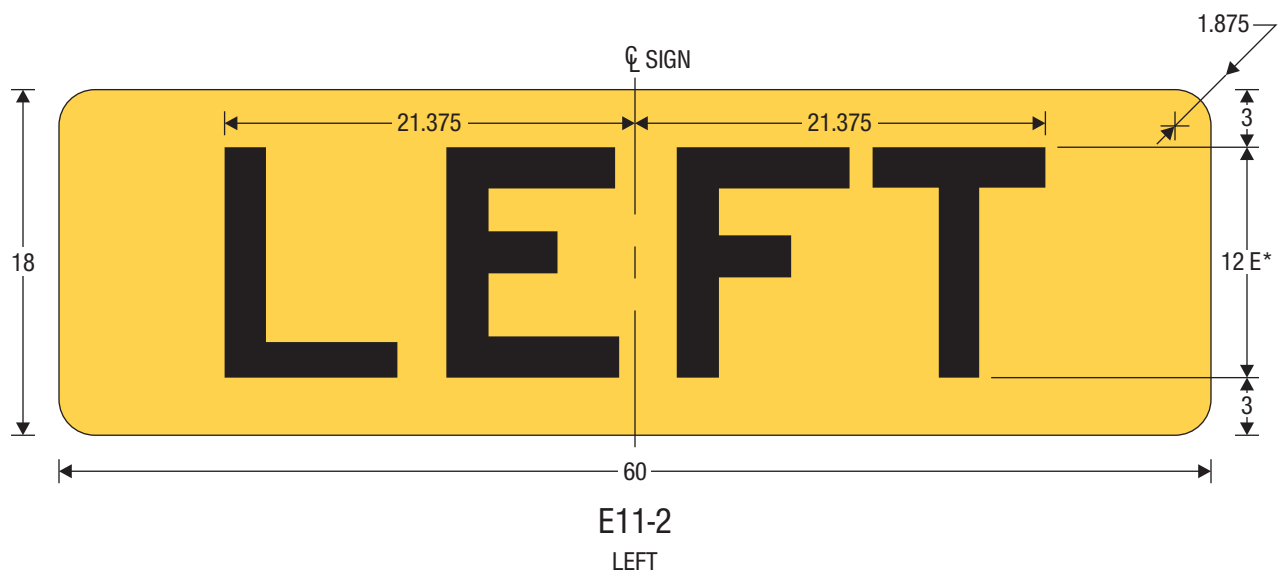
E11-1e
 EXIT ONLY (EXIT DIRECTION)



E11-1f
 EXIT ONLY (2 DOWN ARROWS)

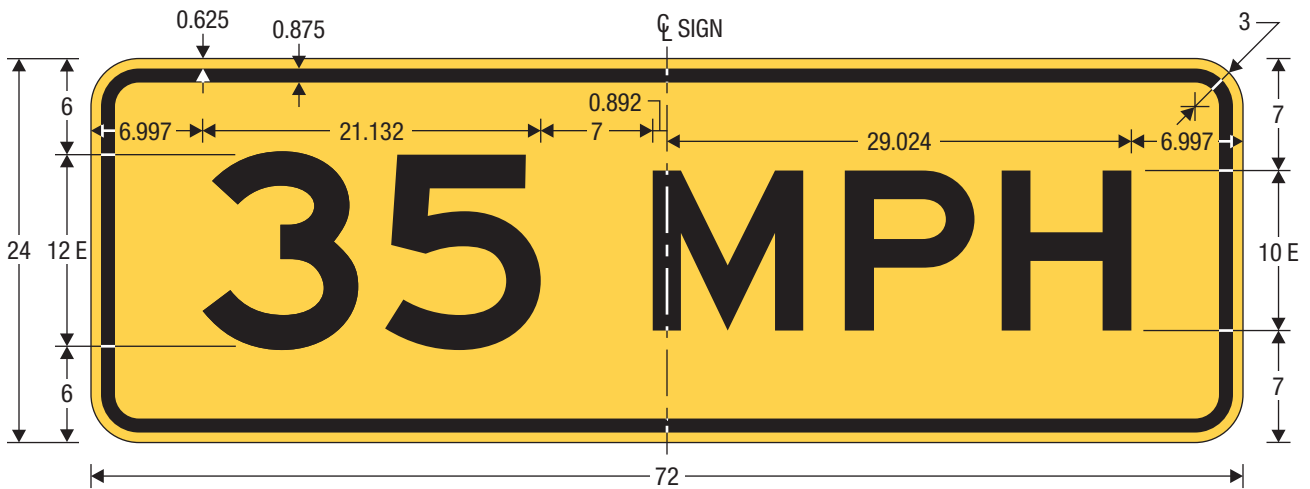
- * Increase character spacing 40%.
- ** Type A arrow. See page 6-1 for design.
- *** See page 6-3 for arrow design.

COLORS: LEGEND, BORDER — BLACK
 BACKGROUND — YELLOW (RETROREFLECTIVE)



* Increase character spacing 25%.

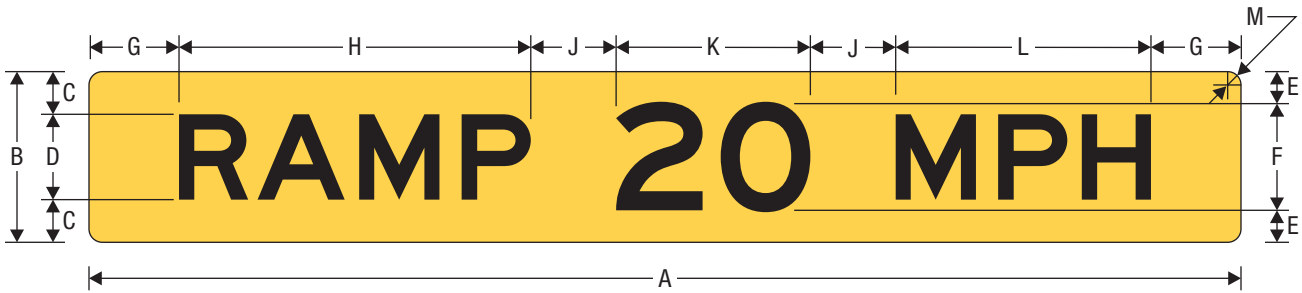
COLORS: LEGEND — BLACK
BACKGROUND — YELLOW (RETROREFLECTIVE)
NO BORDER



E13-1P

EXIT GORE ADVISORY SPEED (PLAQUE)

COLORS: LEGEND, BORDER — BLACK
BACKGROUND — YELLOW (RETROREFLECTIVE)

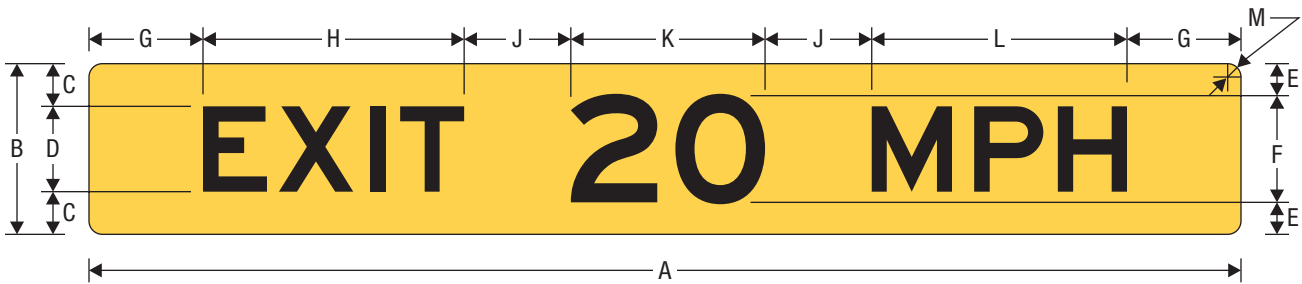


E13-2

EXIT DIRECTION ADVISORY SPEED

A	B	C	D	E	F	G	H	J	K	L	M
162	24	6	12 E	4.5	15 E	VAR	49.467	12	VAR	35.898	1.875

- OR -

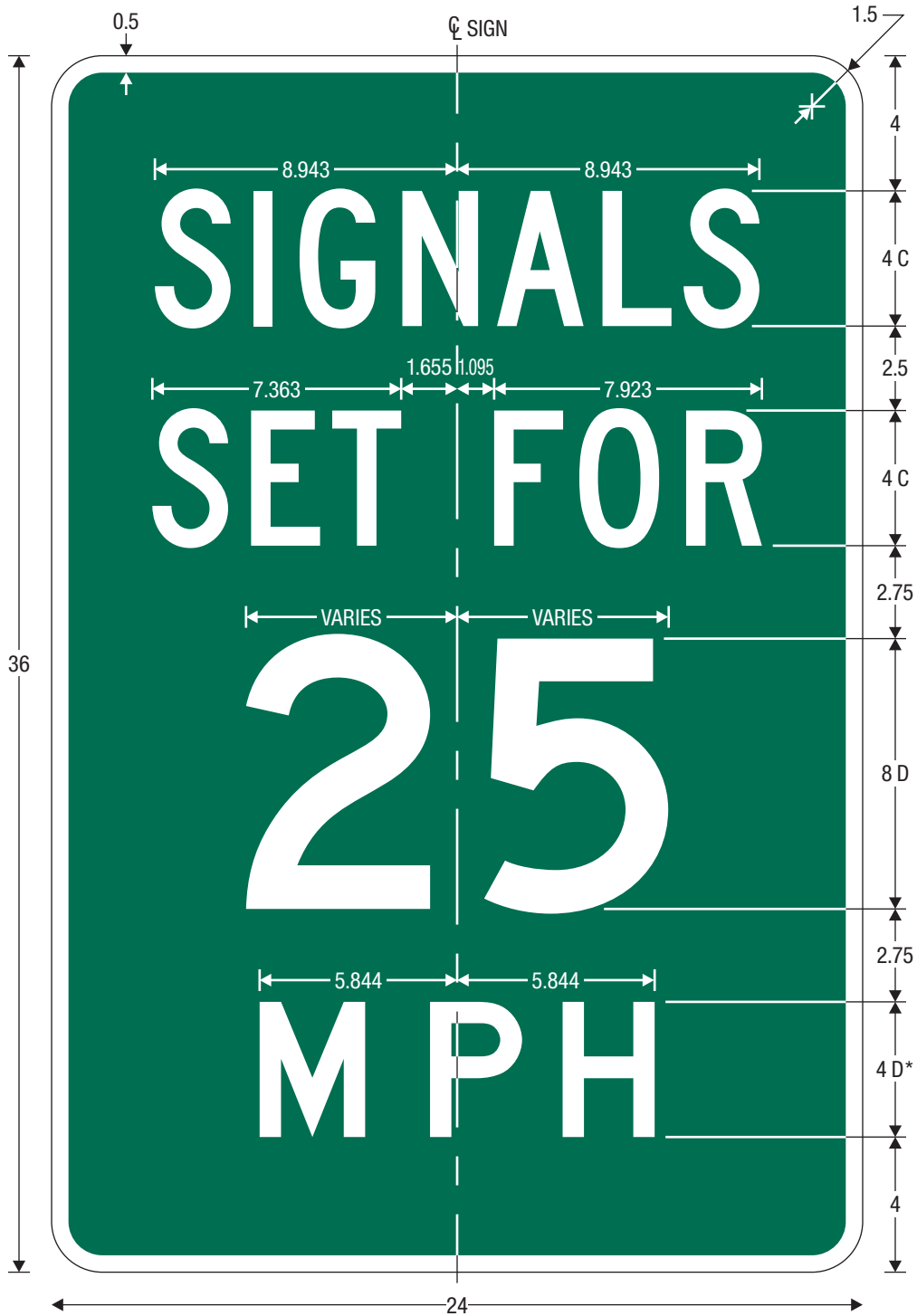


E13-2

EXIT DIRECTION ADVISORY SPEED

A	B	C	D	E	F	G	H	J	K	L	M
162	24	6	12 E	4.5	15 E	VAR	36.726	15	VAR	35.898	1.875

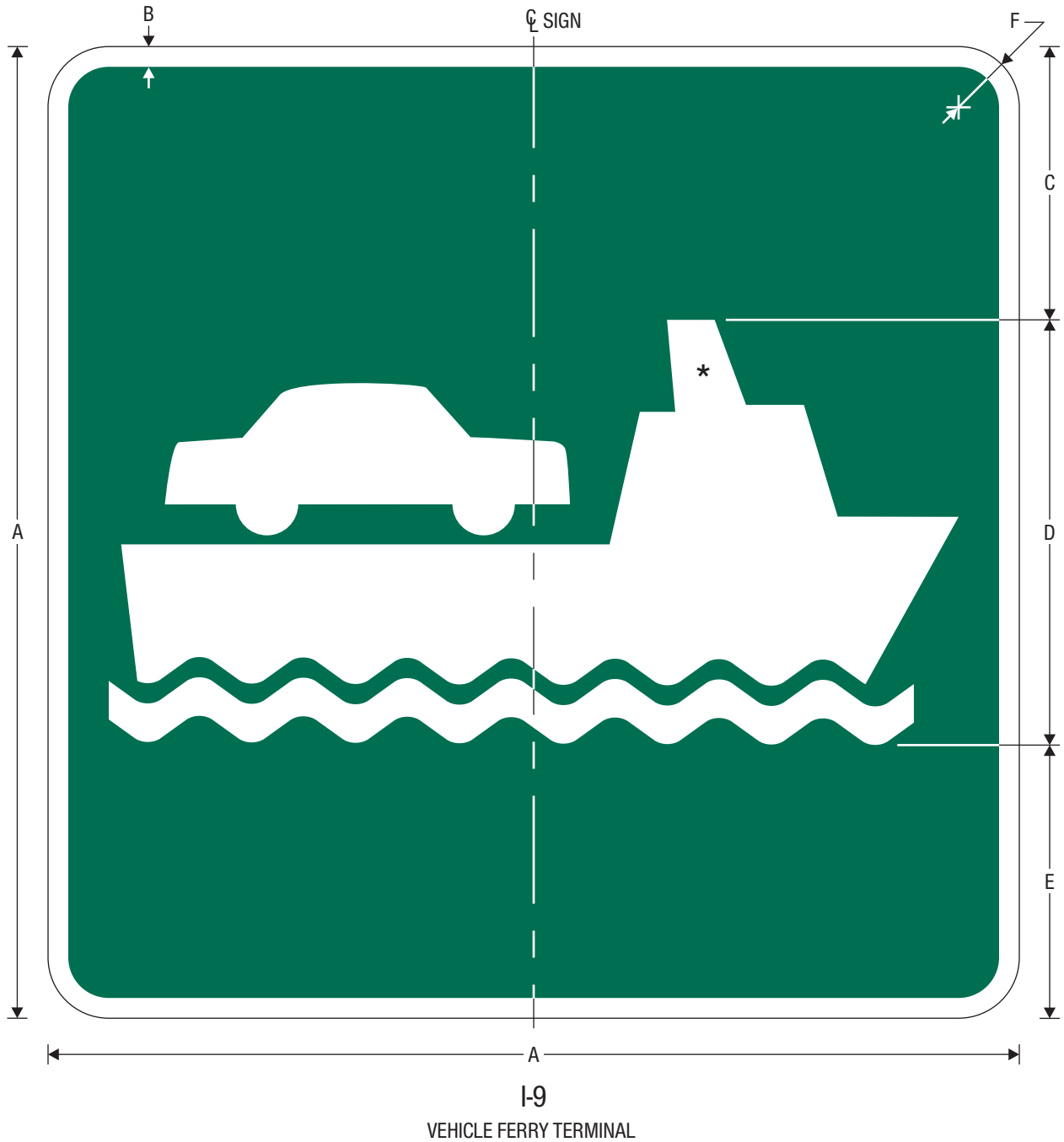
COLORS: LEGEND — BLACK
BACKGROUND — YELLOW (RETROREFLECTIVE)
NO BORDER



I1-1
SIGNALS SET FOR XX MPH

* Increase character spacing 100%.


COLORS: LEGEND, BORDER — WHITE (RETROREFLECTIVE)
BACKGROUND — GREEN (RETROREFLECTIVE)



* See page 6-19 for symbol design.

A	B	C	D	E	F
24	0.5	6.75	10.5	6.75	1.5
30	0.75	8.438	13.125	8.437	1.875

COLORS: LEGEND, BORDER – WHITE (RETROREFLECTIVE)
BACKGROUND – GREEN (RETROREFLECTIVE)



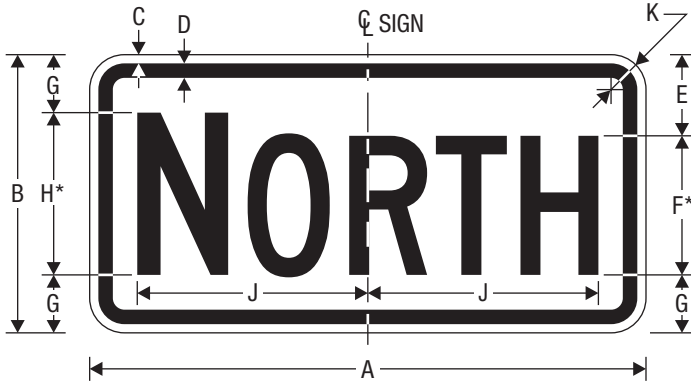
M1-6
COUNTY ROUTE

* Optically space numerals and county name about centerline.

A	B	C	D	E	F	G	H	J	K	L	M
18	10.625	0.5	4	1.5 D	1.5	6 D	2	5	3.375	2.375	7
24	14.188	0.75	5	2 D	2	8 D	3	6.625	5.125	3.125	9.313
30	17.75	1	6.25	2.5 D	2.5	10 D	3.75	8.25	6.5	3.875	11.625

N	P	Q	R	S
VAR	3.75	3.875	2	5
VAR	5	5.188	2.688	5.313
VAR	6.188	6.5	3.375	6.625

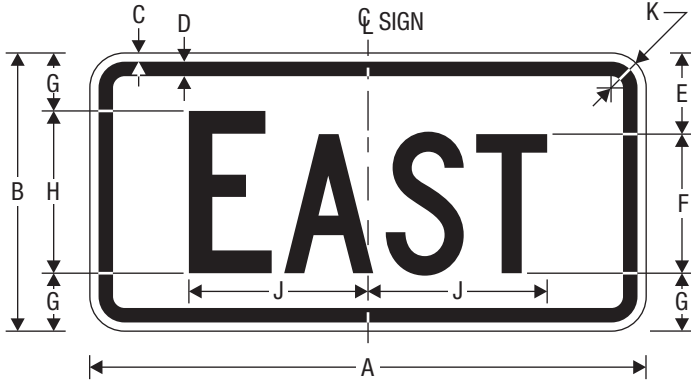
COLORS: LEGEND, BORDER — YELLOW (RETROREFLECTIVE)
BACKGROUND — BLUE (RETROREFLECTIVE)



M3-1
CARDINAL DIRECTION - NORTH

* Reduce character spacing 30%.

A	B	C	D	E	F	G	H	J	K	L
24	12	0.375	0.625	3.5	6 C*	2.5	7 C*	9.947	1.5	0.5
36	18	0.375	0.625	6	8 C*	4	10 C*	14.205	1.5	0.5

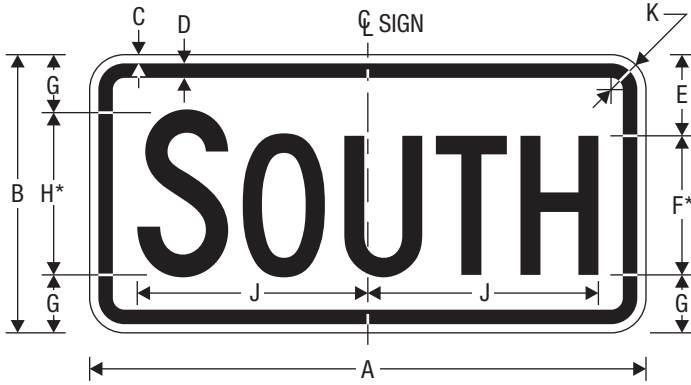


M3-2
CARDINAL DIRECTION - EAST

A	B	C	D	E	F	G	H	J	K	L
24	12	0.375	0.625	3.5	6 C	2.5	7 C	7.728	1.5	0.5
36	18	0.375	0.625	6	8 C	4	10 C	10.474	1.5	0.5

COLORS: LEGEND, BORDER — BLACK
BACKGROUND — WHITE (RETROREFLECTIVE)

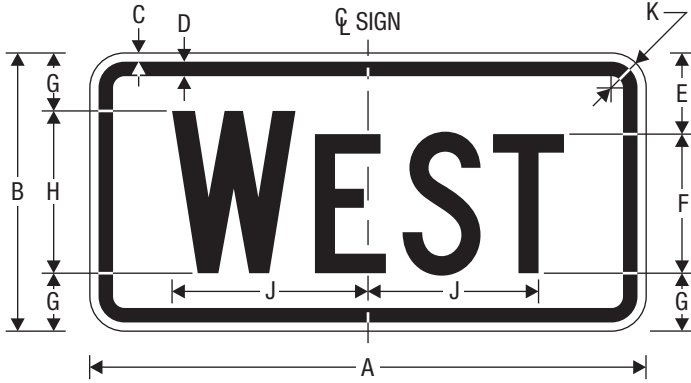
COLORS: LEGEND, BORDER — WHITE (RETROREFLECTIVE)
BACKGROUND — BLUE (RETROREFLECTIVE)



M3-3
CARDINAL DIRECTION - SOUTH

* Reduce character spacing 30%.

A	B	C	D	E	F	G	H	J	K	L
24	12	0.375	0.625	3.5	6 C*	2.5	7 C*	9.947	1.5	0.5
36	18	0.375	0.625	6	8 C*	4	10 C*	14.205	1.5	0.5

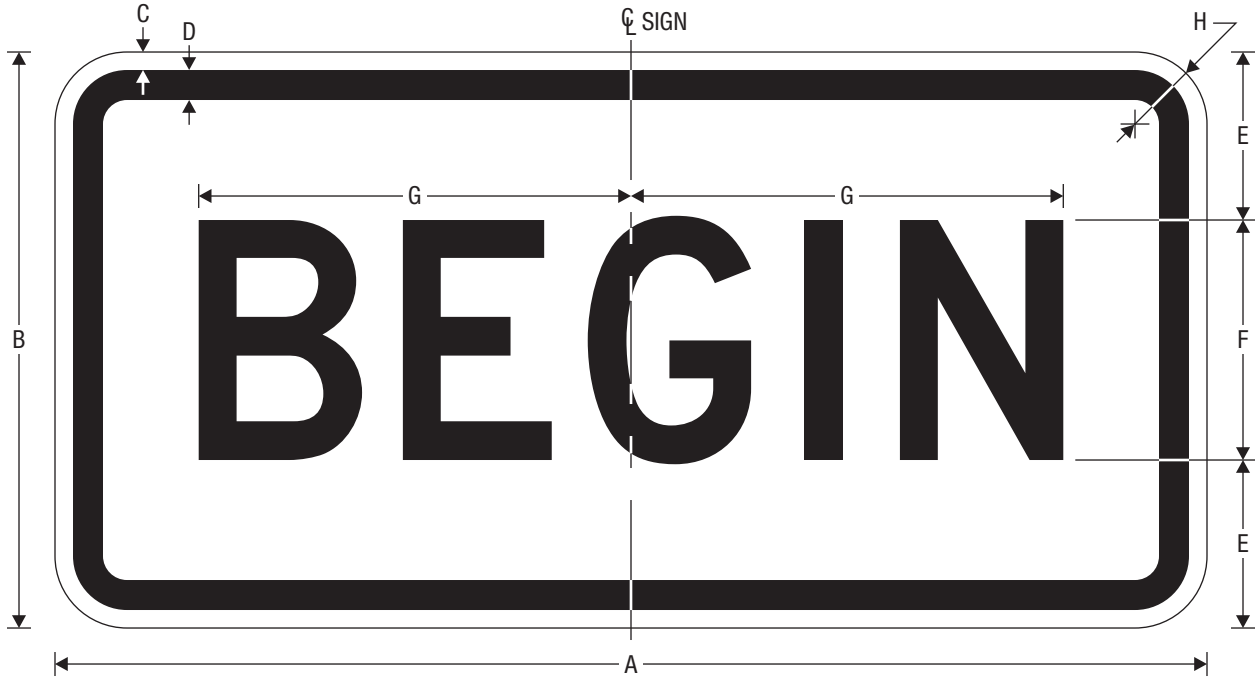


M3-4
CARDINAL DIRECTION - WEST

A	B	C	D	E	F	G	H	J	K	L
24	12	0.375	0.625	3.5	6 C	2.5	7 C	8.454	1.5	0.5
36	18	0.375	0.625	6	8 C	4	10 C	11.526	1.5	0.5

COLORS: LEGEND, BORDER — BLACK
BACKGROUND — WHITE (RETROREFLECTIVE)

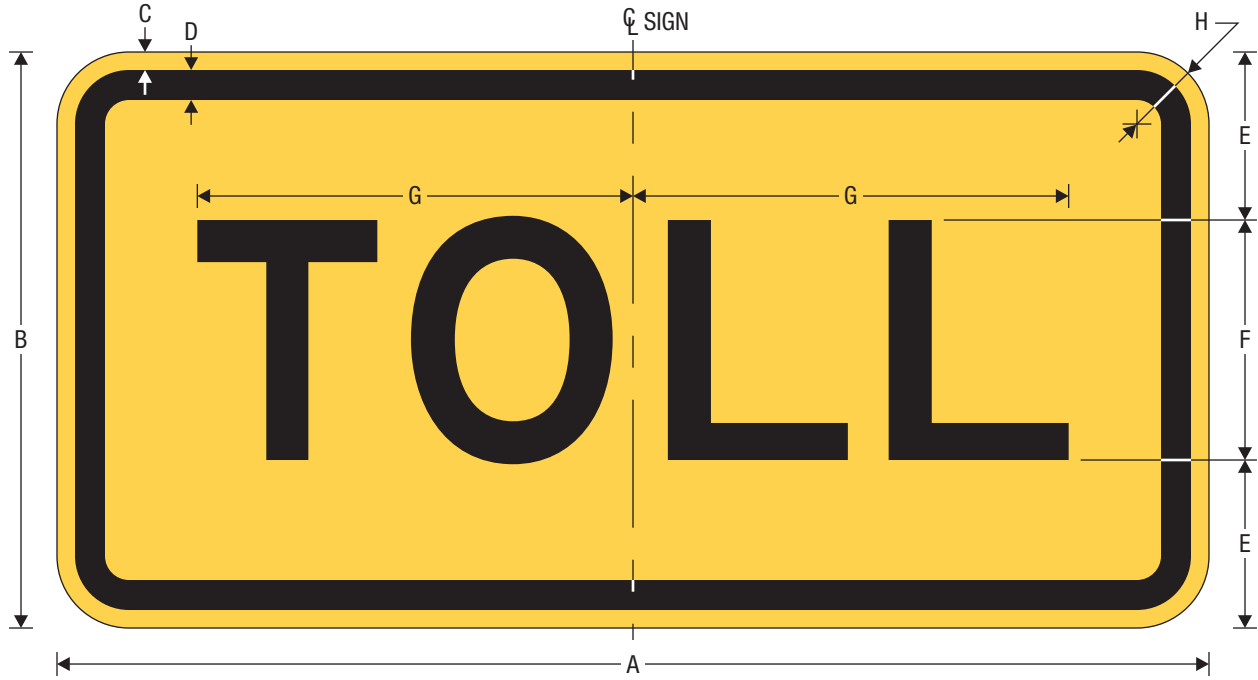
COLORS: LEGEND, BORDER — WHITE (RETROREFLECTIVE)
BACKGROUND — BLUE (RETROREFLECTIVE)



M4-14
 BEGIN

A	B	C	D	E	F	G	H
24	12	0.375	0.625	3.5	5 D	9.007	1.5
36	18	0.375	0.625	5	8 D	14.410	1.5

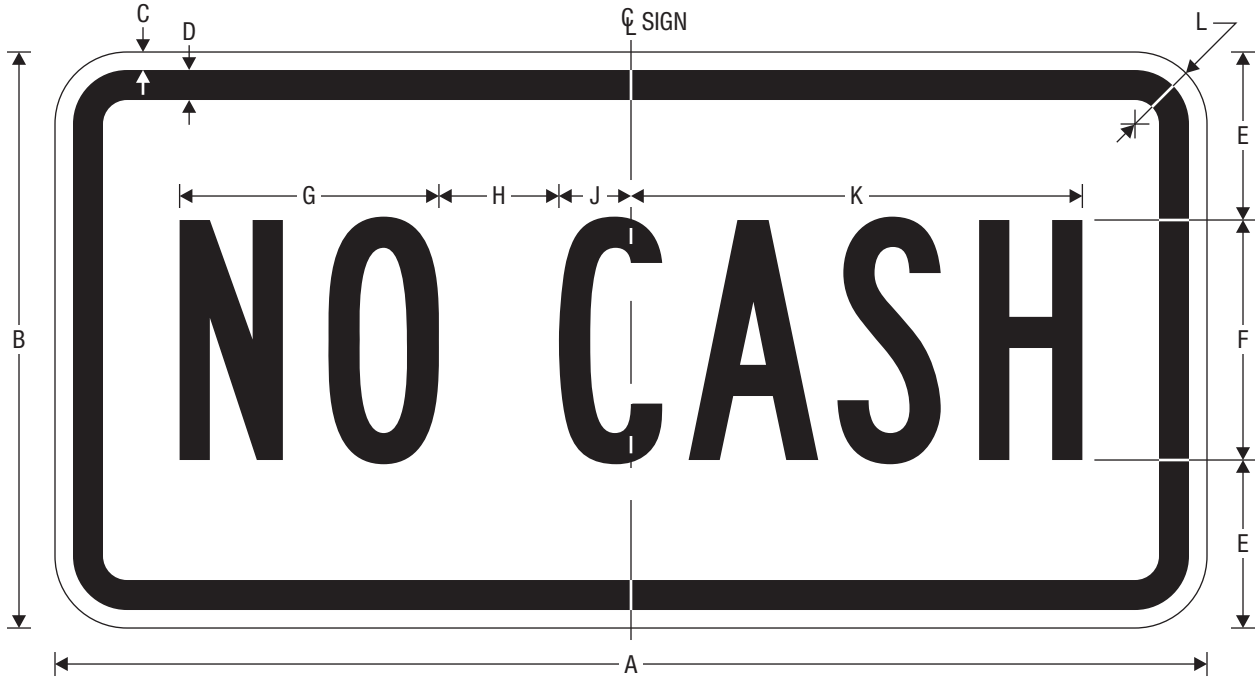
COLORS: LEGEND, BORDER – BLACK
 BACKGROUND – WHITE (RETROREFLECTIVE)



M4-15
 TOLL

A	B	C	D	E	F	G	H
24	12	0.375	0.625	3.5	5 E	9.077	1.5
36	18	0.375	0.625	5	8 D	12.285	1.5

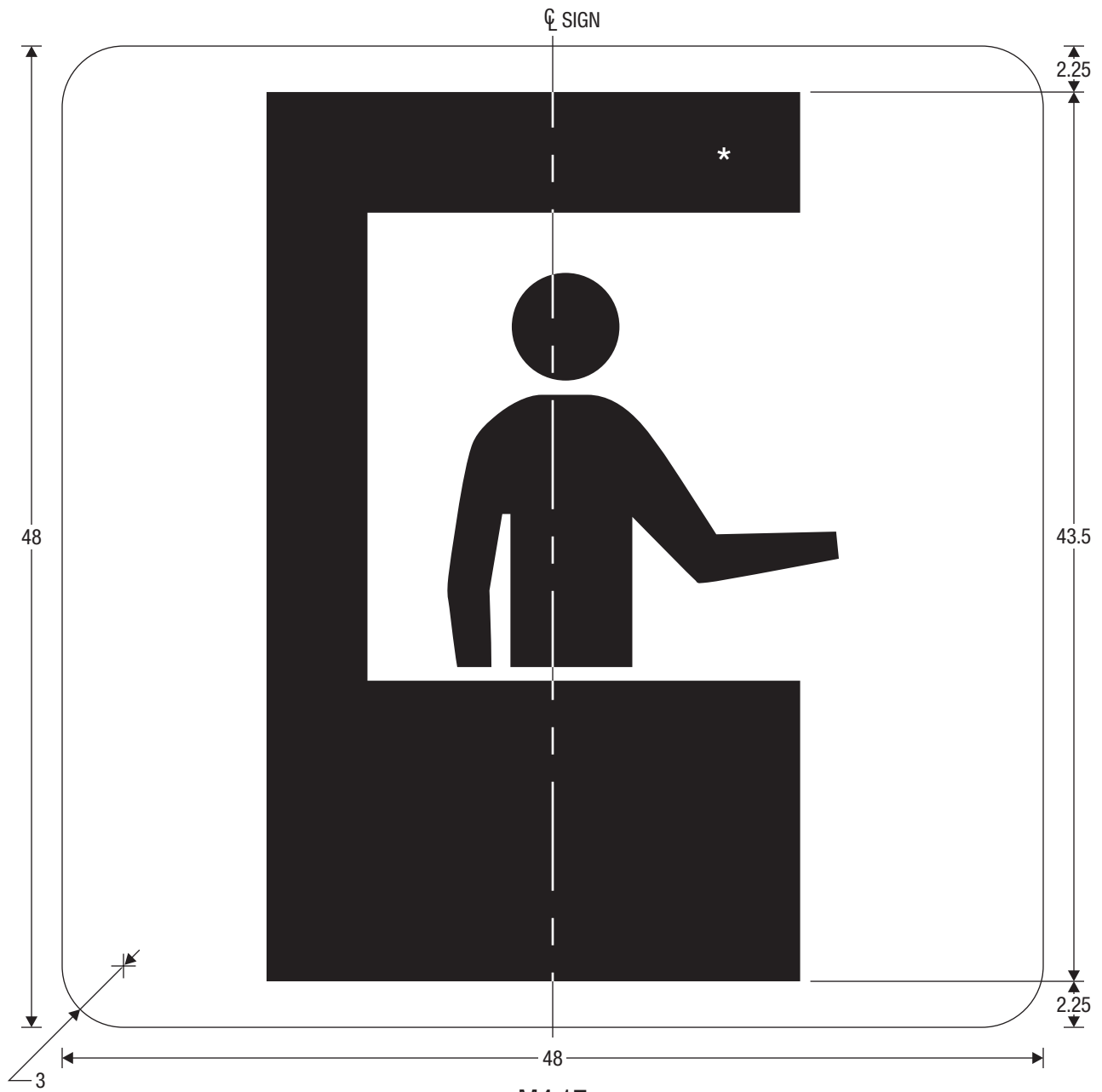
COLORS: LEGEND, BORDER — BLACK
 BACKGROUND — YELLOW (RETROREFLECTIVE)



M4-16
 NO CASH

A	B	C	D	E	F	G	H	J	K	L
24	12	0.375	0.625	3.5	5 B	5.403	2.5	1.501	9.404	1.5
36	18	0.375	0.625	5	8 B	8.644	3.25	2.778	14.670	1.5

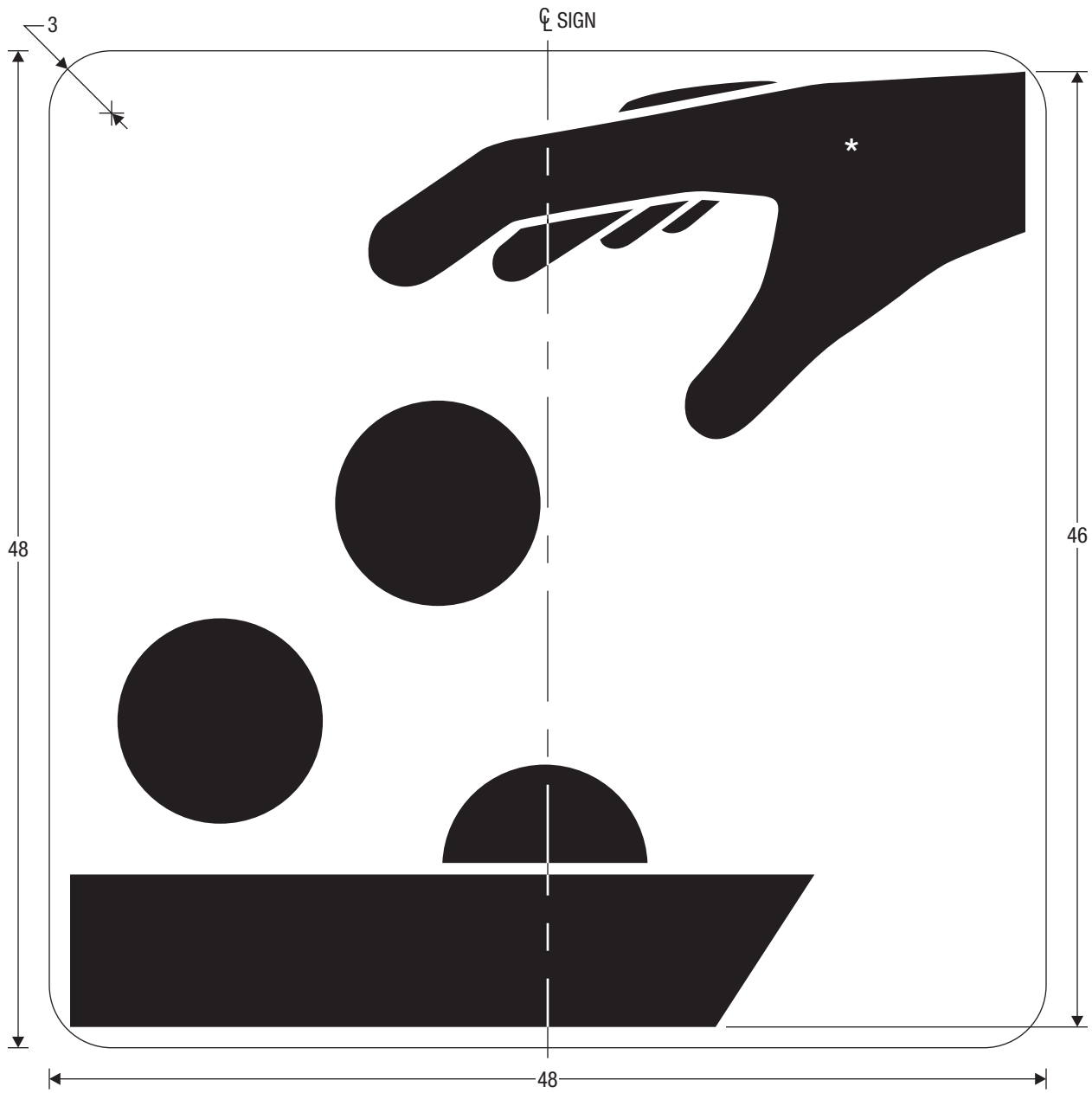
COLORS: LEGEND, BORDER – BLACK
 BACKGROUND – WHITE (RETROREFLECTIVE)



M4-17
TOLL COLLECTOR SYMBOL

* See page X-XX for symbol design.

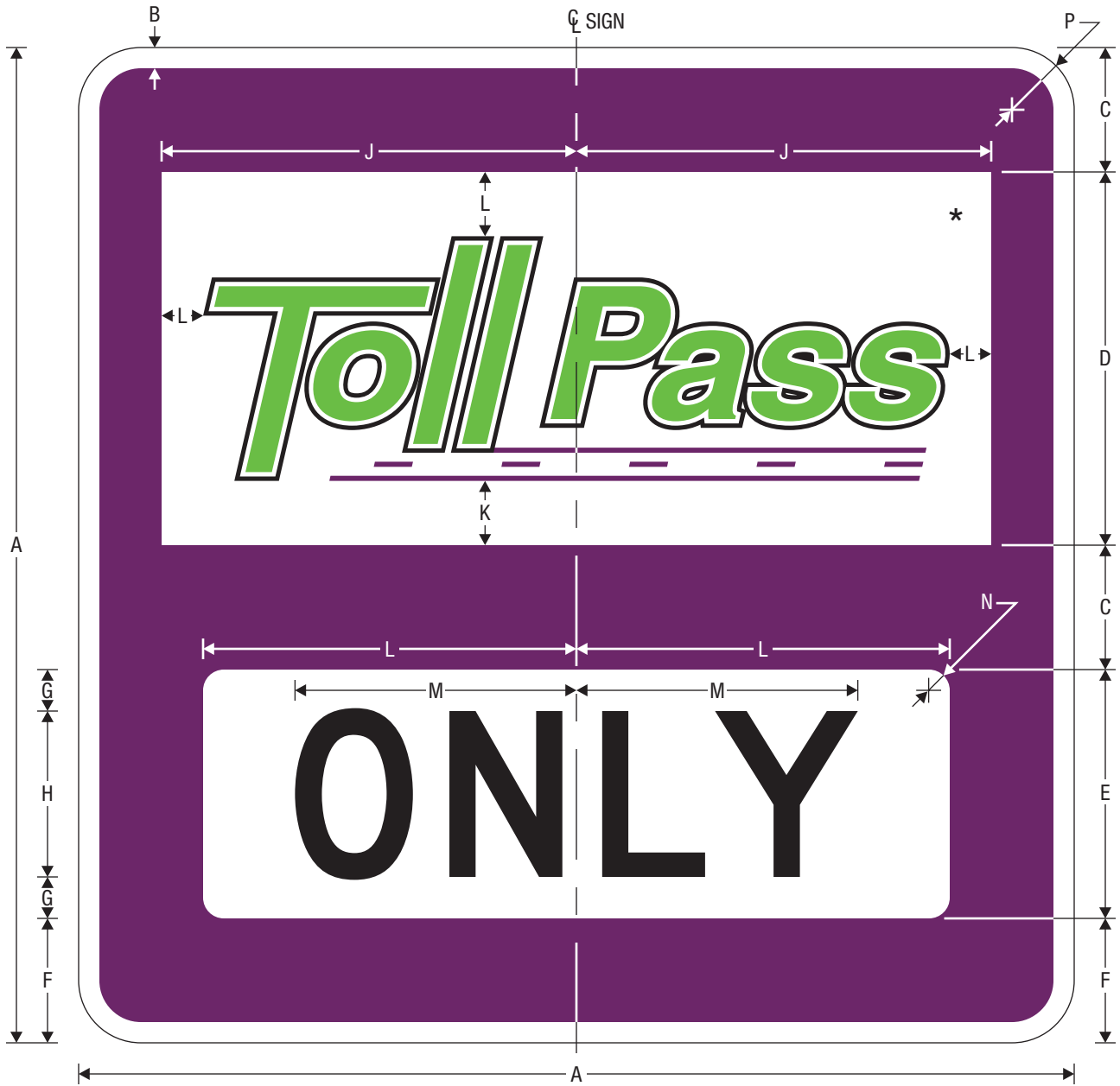
COLORS: LEGEND — BLACK
BACKGROUND — WHITE (RETROREFLECTIVE)
NO BORDER



M4-18
EXACT CHANGE SYMBOL

* See page X-XX for symbol design.

COLORS: LEGEND — BLACK
BACKGROUND — WHITE (RETROREFLECTIVE)
NO BORDER



M4-20

ELECTRONIC TOLL COLLECTION ACCOUNT ONLY

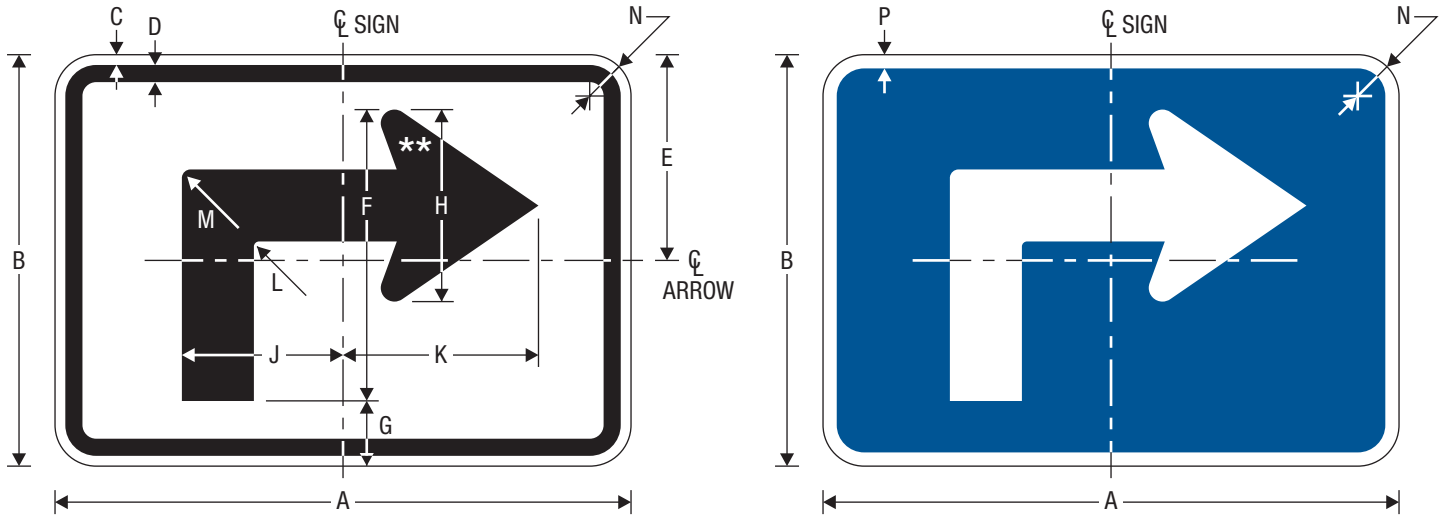
* Pictograph shown is an example.

A	B	C	D	E	F	G	H	J	K	L	M	N	P
24	0.5	3 MIN	9 MAX	6	3	1	4 D	10 MAX	1 MIN	9	6.784	0.5	1.5
36	0.75	4 MIN	15 MAX	9	4	1.5	6 D	15 MAX	2 MIN	13.5	10.176	0.5	2.25

COLORS:
BORDER – WHITE (RETROREFLECTIVE)
BACKGROUND – PURPLE (RETROREFLECTIVE)

ONLY PANEL:
LEGEND – BLACK
BACKGROUND – WHITE (RETROREFLECTIVE)
NO BORDER

PICTOGRAPH – VARIES RETROREFLECTIVE
 (SEE MUTCD FOR LEGEND AND
 UNDERLAY COLORS)



M5-1
ADVANCE TURN ARROW AUXILIARY

** See page 6-2 for arrow design.

A	B	C	D	E	F	G	H	J	K	L	M	N	P
12*	9*	-	-	4.359	6.25	1.5	4.25	3.375	4.125	0.25	0.5	1.5	0.375
21	15	0.375	0.625	7.313	10.625	2.375	7	5.875	7.125	0.375	0.625	1.5	0.5
30	21	0.375	0.625	10.188	14.875	3.375	10	10.125	8.375	0.5	0.875	1.5	0.5

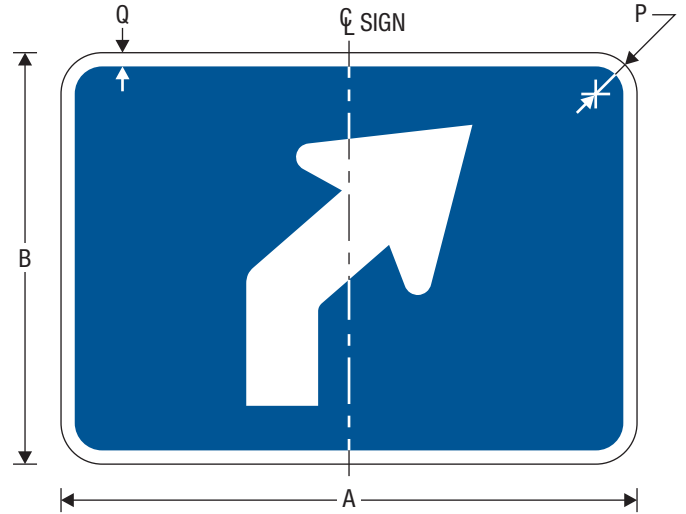
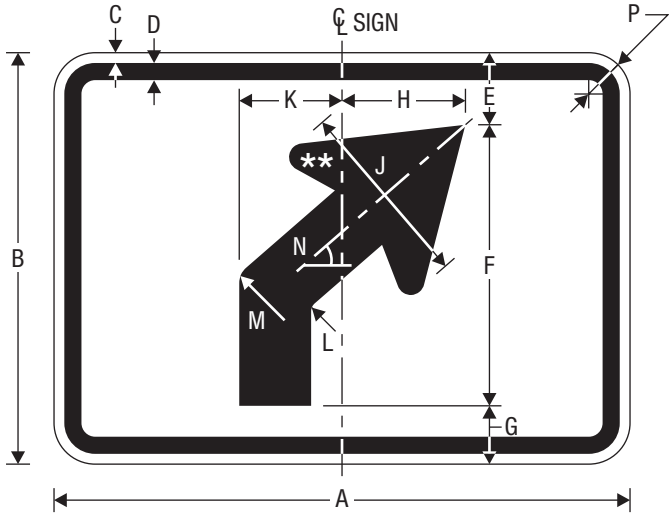
*12 x 9 IS FOR BICYCLE AUXILIARIES ONLY AND SHALL BE WHITE ON GREEN.

COLORS: LEGEND, BORDER – BLACK
BACKGROUND – WHITE (RETROREFLECTIVE)

COLORS: INTERSTATE ROUTE SIGN, GENERAL SERVICES:
LEGEND, BORDER – BLUE (RETROREFLECTIVE)
BACKGROUND – WHITE (RETROREFLECTIVE)

COLORS: COUNTY ROUTE SIGN:
LEGEND, BORDER – YELLOW (RETROREFLECTIVE)
BACKGROUND – BLUE (RETROREFLECTIVE)

COLORS: GENERAL INFORMATION, BICYCLE*:
LEGEND, BORDER – GREEN (RETROREFLECTIVE)
BACKGROUND – WHITE (RETROREFLECTIVE)



M5-2
ADVANCE TURN ARROW AUXILIARY

** See page 6-2 for arrow design.

A	B	C	D	E	F	G	H	J	K	L	M	N	P	Q
12*	9*	-	-	1.625	5.875	1.5	2.575	4.25	2.175	0.25	0.5	41°	1.5	0.375
21	15	0.375	0.625	2.625	10.25	2.125	4.5	7	3.75	0.375	0.75	41°	1.5	0.5
30	21	0.375	0.625	3.625	14.375	3	6.375	10	5.375	0.5	1	41°	1.5	0.5

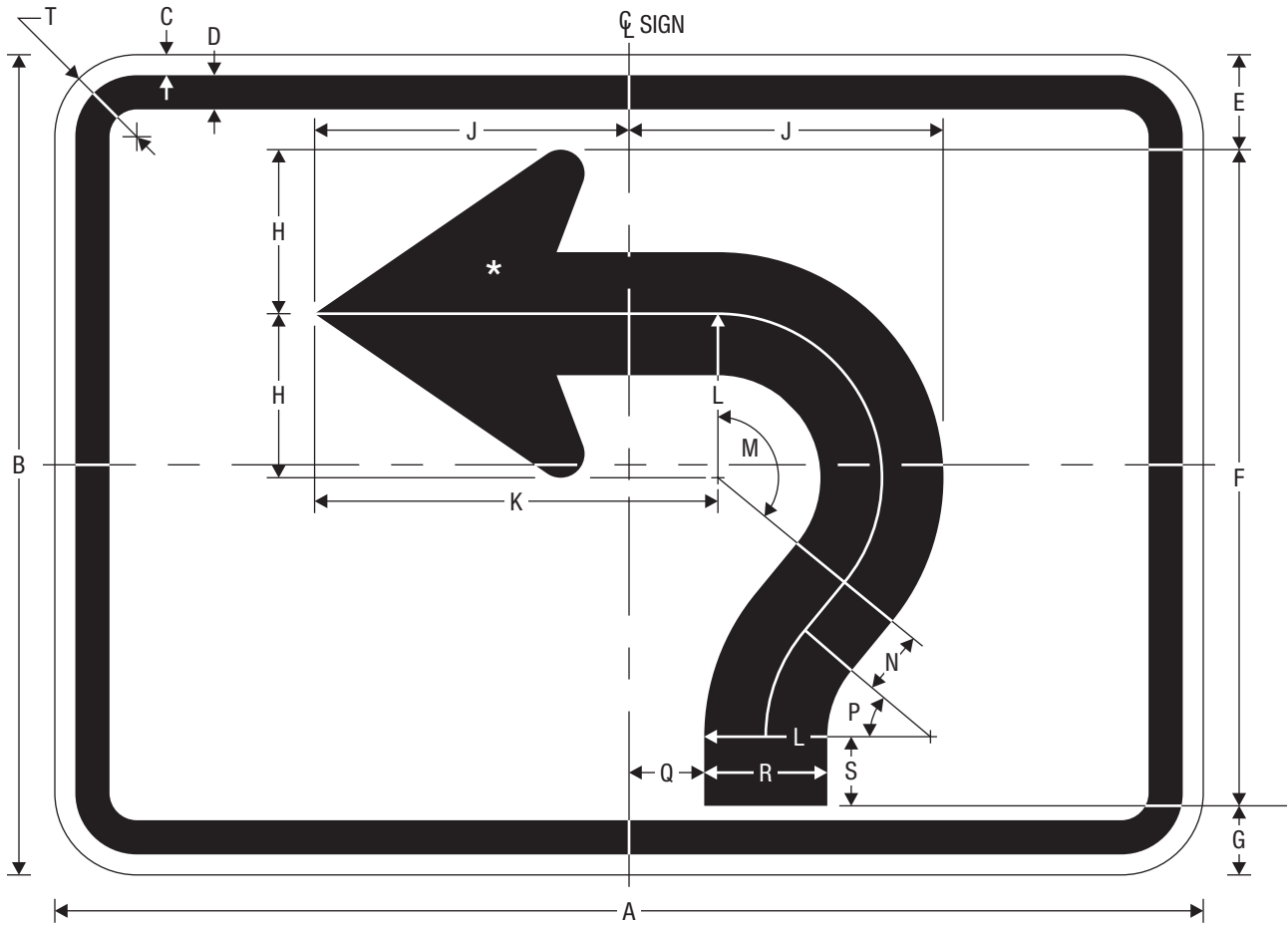
*12 x 9 IS FOR BICYCLE AUXILIARIES ONLY AND SHALL BE WHITE ON GREEN.

COLORS: LEGEND, BORDER – BLACK
BACKGROUND – WHITE (RETROREFLECTIVE)

COLORS: INTERSTATE ROUTE SIGN, GENERAL SERVICES:
LEGEND, BORDER – BLUE (RETROREFLECTIVE)
BACKGROUND – WHITE (RETROREFLECTIVE)

COLORS: COUNTY ROUTE SIGN:
LEGEND, BORDER – YELLOW (RETROREFLECTIVE)
BACKGROUND – BLUE (RETROREFLECTIVE)

COLORS: GENERAL INFORMATION, BICYCLE*:
LEGEND, BORDER – GREEN (RETROREFLECTIVE)
BACKGROUND – WHITE (RETROREFLECTIVE)



M5-3

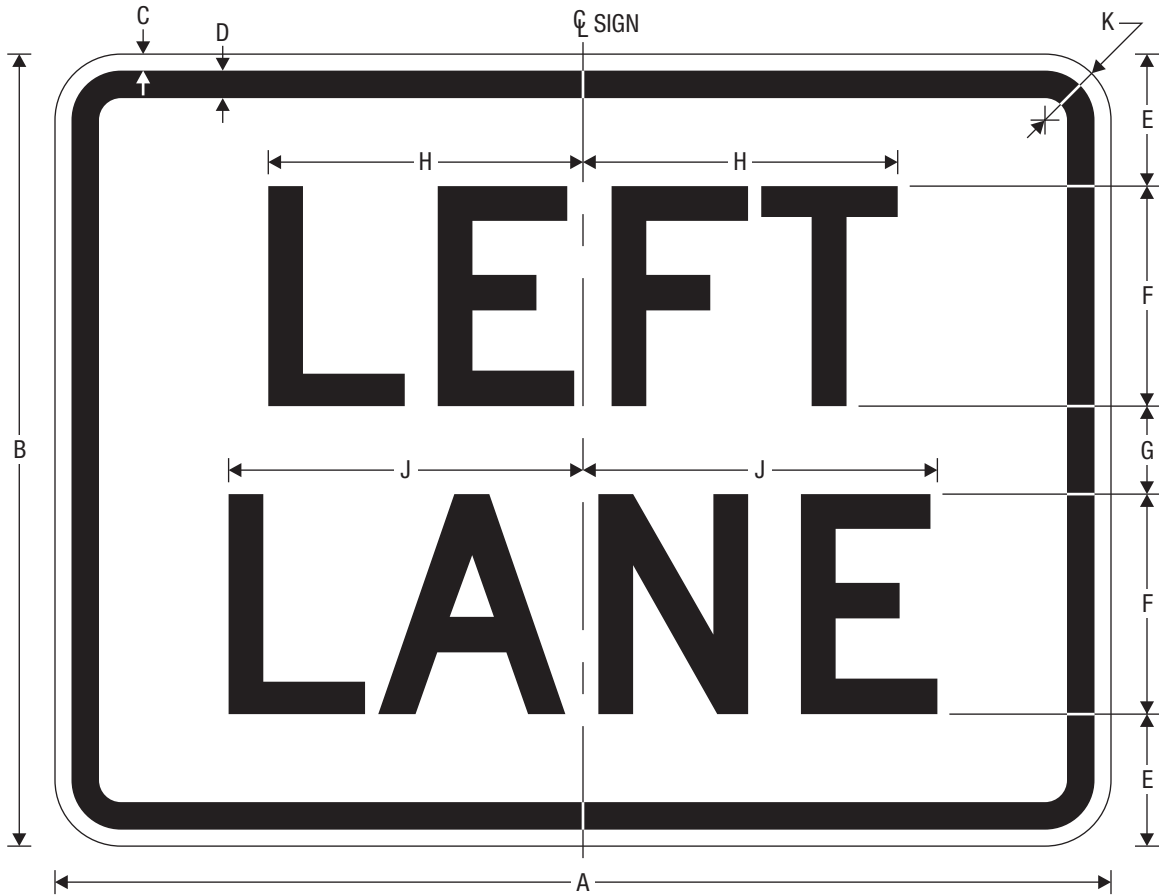
ADVANCE TURN ARROW AUXILIARY - CIRCULAR INTERSECTION

* See page 6-2 for arrow design.

A	B	C	D	E	F	G	H	J	K	L	M
21	15	0.375	0.625	1.563	11.813	1.625	3.063	5.75	7.375	3	130°
30	21	0.375	0.625	2.25	16.5	2.25	4.25	8	10.313	4.125	130°

N	P	Q	R	S	T
1.125	40°	1.375	2.25	1	1.5
1.726	40°	1.835	3.125	1.5	1.5

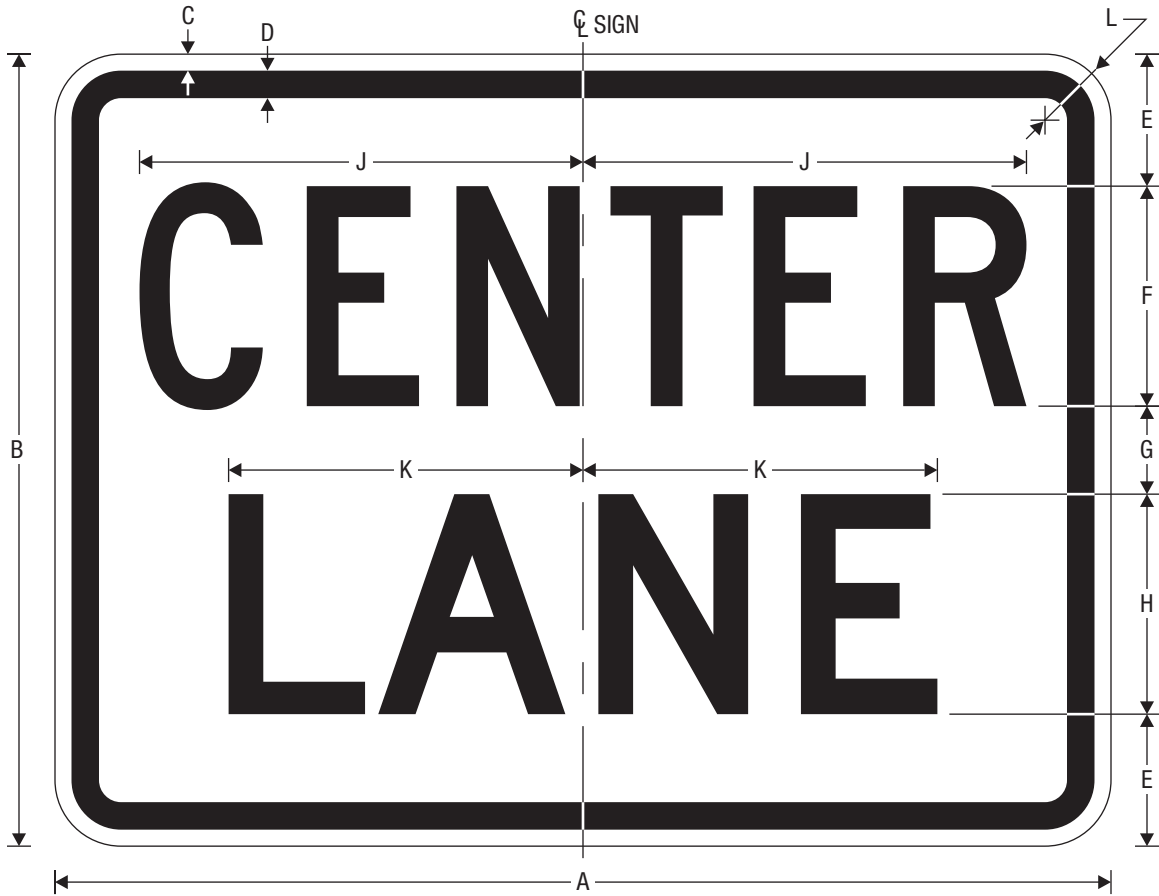
COLORS: LEGEND, BORDER — BLACK
BACKGROUND — WHITE (RETROREFLECTIVE)



M5-4
 LEFT LANE

A	B	C	D	E	F	G	H	J	K
24	18	0.375	0.625	3	5 D	2	7.153	8.055	1.5
36	24	0.375	0.625	3.5	7 D	3	10.014	11.276	1.5

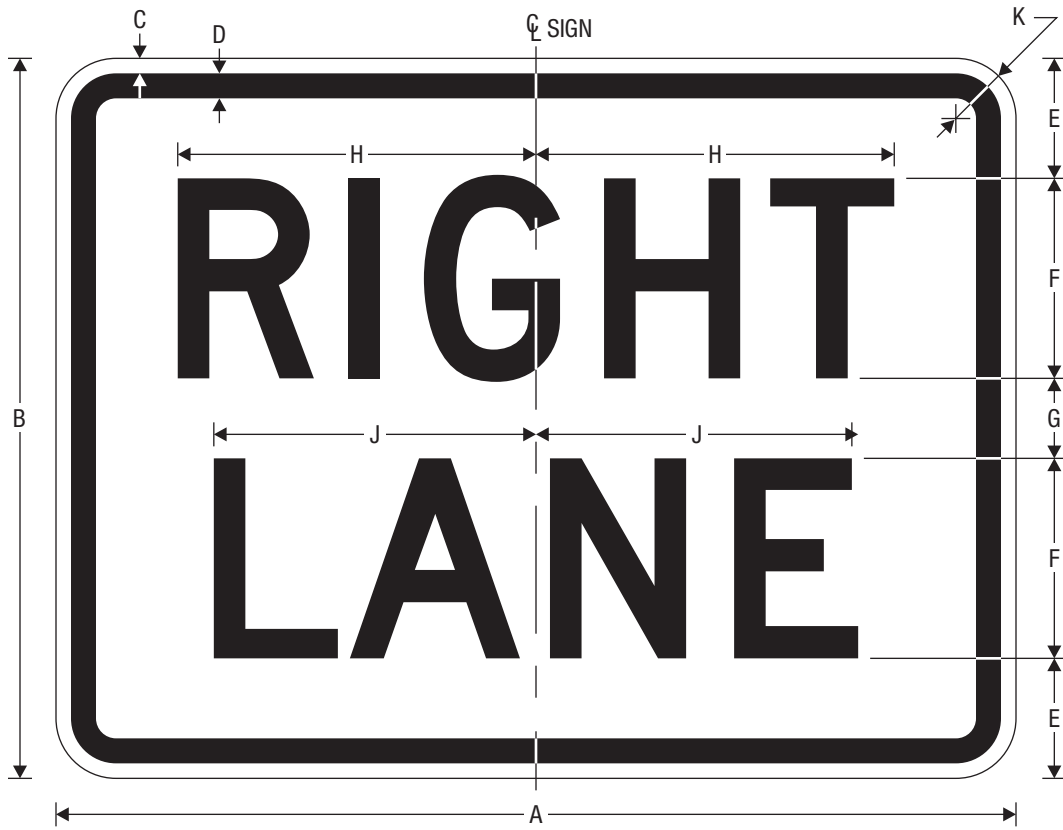
COLORS: LEGEND, BORDER – BLACK
 BACKGROUND – WHITE (RETROREFLECTIVE)



M5-5
 CENTER LANE

A	B	C	D	E	F	G	H	J	K	L
24	18	0.375	0.625	3	5 C	2	5 D	10.079	8.055	1.5
36	24	0.375	0.625	3.5	7 C	3	7 D	14.111	11.276	1.5

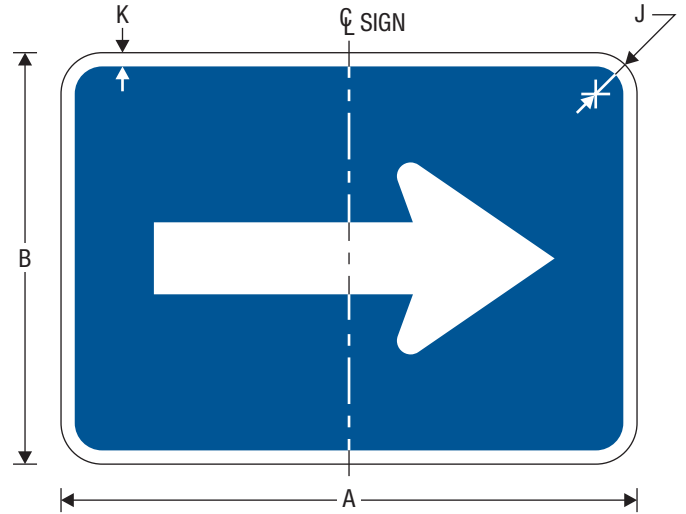
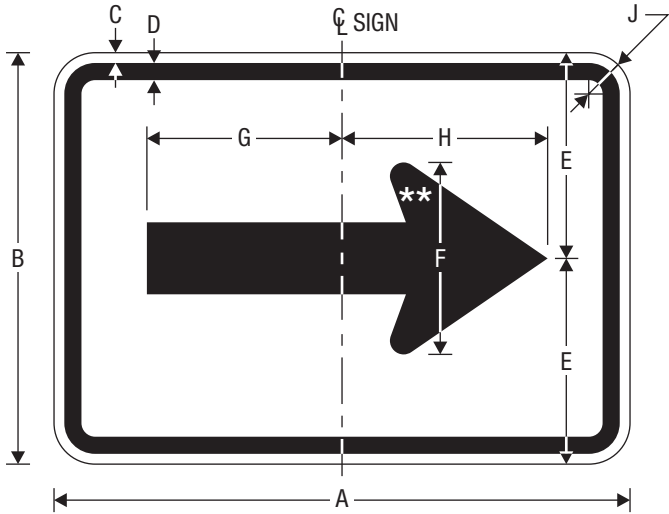
COLORS: LEGEND, BORDER – BLACK
 BACKGROUND – WHITE (RETROREFLECTIVE)



M5-6
 RIGHT LANE

A	B	C	D	E	F	G	H	J	K
24	18	0.375	0.625	3	5 D	2	8.956	8.055	1.5
36	24	0.375	0.625	3.5	7 D	3	12.539	11.276	1.5

COLORS: LEGEND — BLACK
 BACKGROUND — WHITE (RETROREFLECTIVE)



M6-1
DIRECTIONAL ARROW AUXILIARY

** See page 6-2 for arrow design.

A	B	C	D	E	F	G	H	J	K
12*	9*	-	-	4.5	4.25	4.25	4.5	1.5	0.375
21	15	0.375	0.625	7.5	7	7.125	7.5	1.5	0.5
30	21	0.375	0.625	10.5	10	10.25	10.75	1.5	0.5

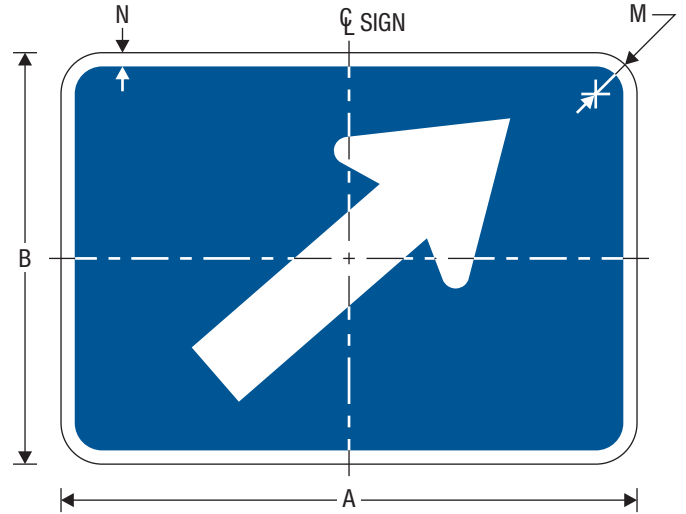
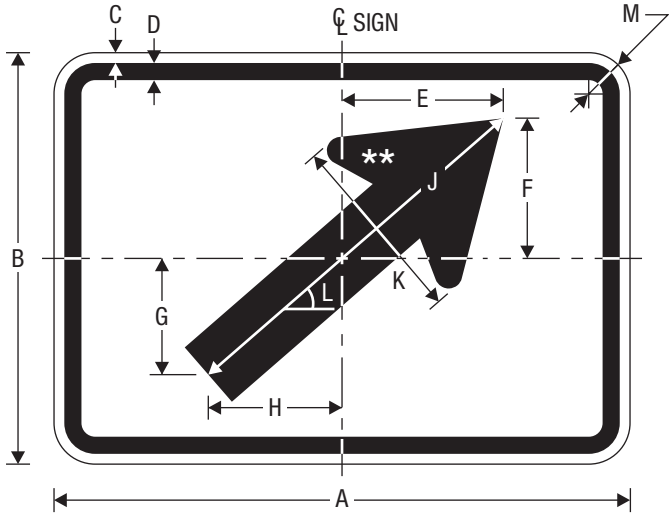
*12 x 9 IS FOR BICYCLE AUXILIARIES ONLY AND SHALL BE WHITE ON GREEN.

COLORS: LEGEND, BORDER – BLACK
BACKGROUND – WHITE (RETROREFLECTIVE)

COLORS: INTERSTATE ROUTE SIGN, GENERAL SERVICES:
LEGEND, BORDER – BLUE (RETROREFLECTIVE)
BACKGROUND – WHITE (RETROREFLECTIVE)

COLORS: COUNTY ROUTE SIGN:
LEGEND, BORDER – YELLOW (RETROREFLECTIVE)
BACKGROUND – BLUE (RETROREFLECTIVE)

COLORS: GENERAL INFORMATION, BICYCLE*:
LEGEND, BORDER – GREEN (RETROREFLECTIVE)
BACKGROUND – WHITE (RETROREFLECTIVE)



M6-2
DIRECTIONAL ARROW AUXILIARY

** See page 6-2 for arrow design.

A	B	C	D	E	F	G	H	J	K	L	M	N
12*	9*	-	-	3.507	3.049	2.528	2.908	8.5	4.25	41°	1.5	0.375
21	15	0.375	0.625	5.880	5.111	4.238	4.875	14.25	7	41°	1.5	0.5
30	21	0.375	0.625	8.40	7.302	6.054	6.964	20.375	10	41°	1.5	0.5

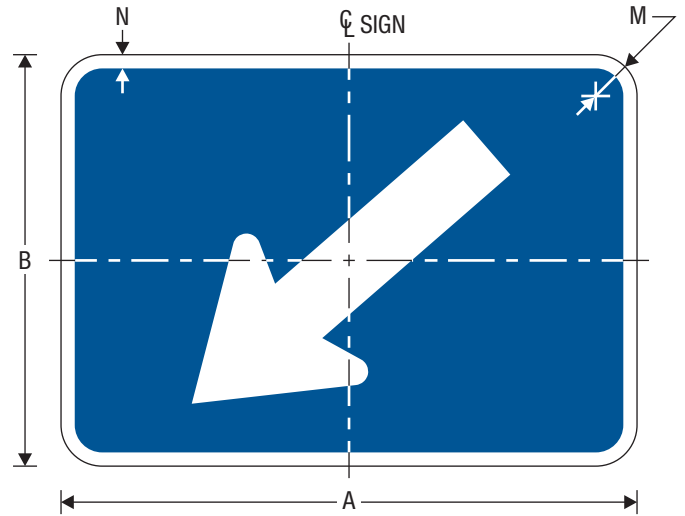
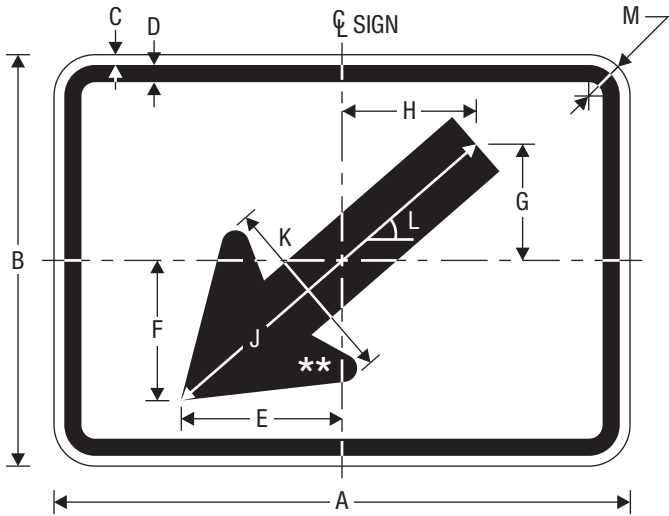
*12 x 9 IS FOR BICYCLE AUXILIARIES ONLY AND SHALL BE WHITE ON GREEN.

COLORS: LEGEND, BORDER – BLACK
BACKGROUND – WHITE (RETROREFLECTIVE)

COLORS: INTERSTATE ROUTE SIGN, GENERAL SERVICES:
LEGEND, BORDER – BLUE (RETROREFLECTIVE)
BACKGROUND – WHITE (RETROREFLECTIVE)

COLORS: COUNTY ROUTE SIGN:
LEGEND, BORDER – YELLOW (RETROREFLECTIVE)
BACKGROUND – BLUE (RETROREFLECTIVE)

COLORS: GENERAL INFORMATION, BICYCLE*:
LEGEND, BORDER – GREEN (RETROREFLECTIVE)
BACKGROUND – WHITE (RETROREFLECTIVE)



M6-2a
 DIRECTIONAL ARROW AUXILIARY

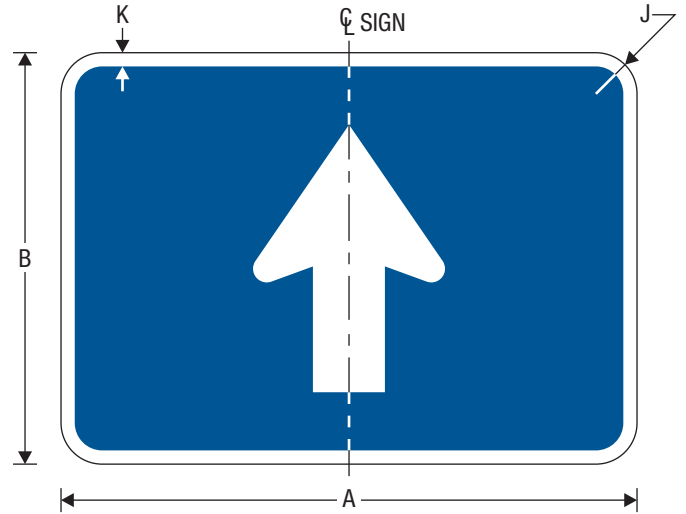
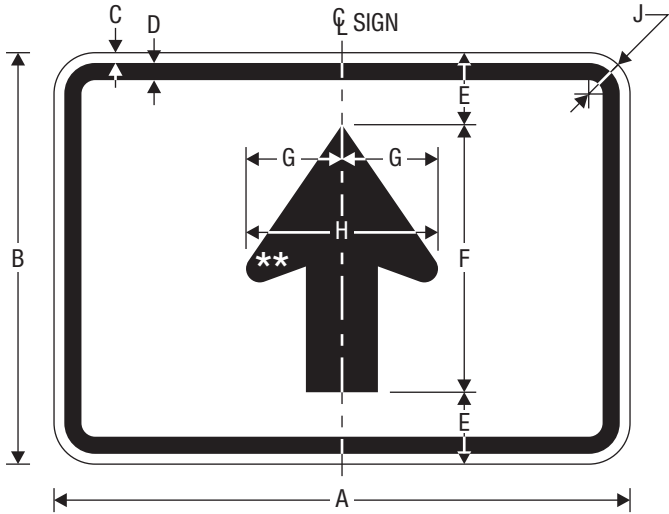
** See page 6-2 for arrow design.

A	B	C	D	E	F	G	H	J	K	L	M	N
21	15	0.375	0.625	5.880	5.111	4.238	4.875	14.25	7	41°	1.5	0.5
30	21	0.375	0.625	8.40	7.302	6.054	6.964	20.375	10	41°	1.5	0.5

COLORS: LEGEND, BORDER – BLACK
 BACKGROUND – WHITE (RETROREFLECTIVE)

COLORS: INTERSTATE ROUTE SIGN
 LEGEND, BORDER – BLUE (RETROREFLECTIVE)
 BACKGROUND – WHITE (RETROREFLECTIVE)

COLORS: COUNTY ROUTE SIGN:
 LEGEND, BORDER – YELLOW (RETROREFLECTIVE)
 BACKGROUND – BLUE (RETROREFLECTIVE)



M6-3
DIRECTIONAL ARROW AUXILIARY

** See page 6-2 for arrow design.

A	B	C	D	E	F	G	H	J	K
12*	9*	-	-	1.5	6	2.125	4.25	1.5	0.375
21	15	0.375	0.625	2.625	9.75	3.5	7	1.5	0.5
30	21	0.375	0.625	3.5	14	5	10	1.5	0.5

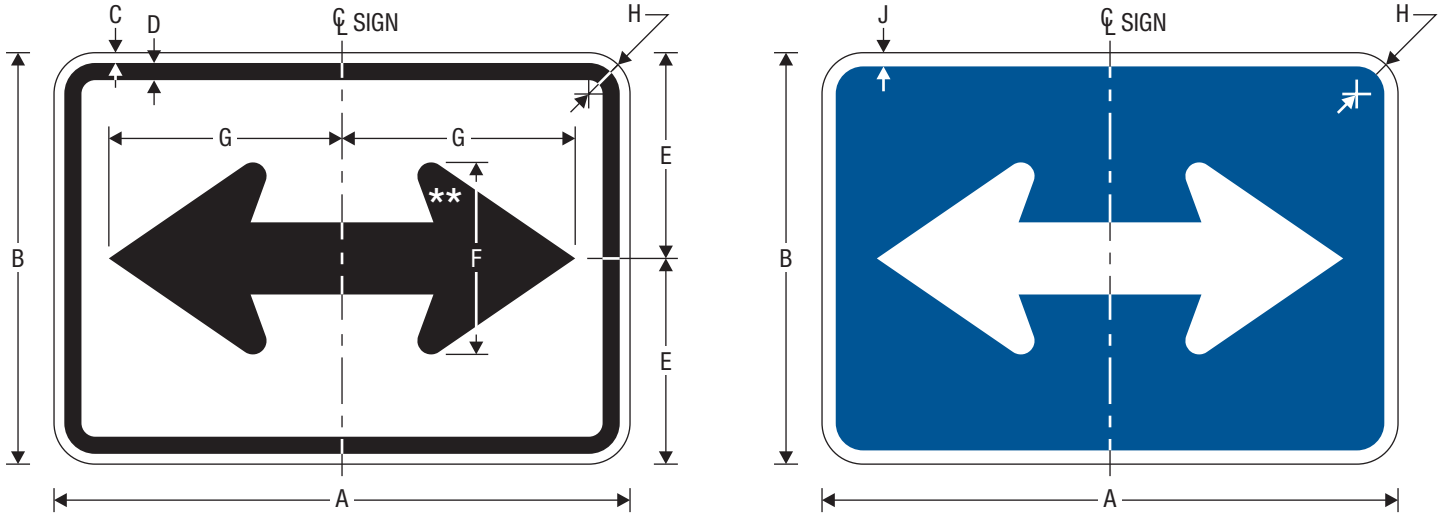
*12 x 9 IS FOR BICYCLE AUXILIARIES ONLY AND SHALL BE WHITE ON GREEN.

COLORS: LEGEND, BORDER – BLACK
BACKGROUND – WHITE (RETROREFLECTIVE)

COLORS: INTERSTATE ROUTE SIGN, GENERAL SERVICES:
LEGEND, BORDER – BLUE (RETROREFLECTIVE)
BACKGROUND – WHITE (RETROREFLECTIVE)

COLORS: COUNTY ROUTE SIGN:
LEGEND, BORDER – YELLOW (RETROREFLECTIVE)
BACKGROUND – BLUE (RETROREFLECTIVE)

COLORS: GENERAL INFORMATION, BICYCLE*:
LEGEND, BORDER – GREEN (RETROREFLECTIVE)
BACKGROUND – WHITE (RETROREFLECTIVE)



M6-4
DIRECTIONAL ARROW AUXILIARY

** See page 6-2 for arrow design.

A	B	C	D	E	F	G	H	J
12*	9*	-	-	4.5	4.25	5	1.5	0.375
21	15	0.375	0.625	7.5	7	8.5	1.5	0.5
30	21	0.375	0.625	10.5	10	12	1.5	0.5

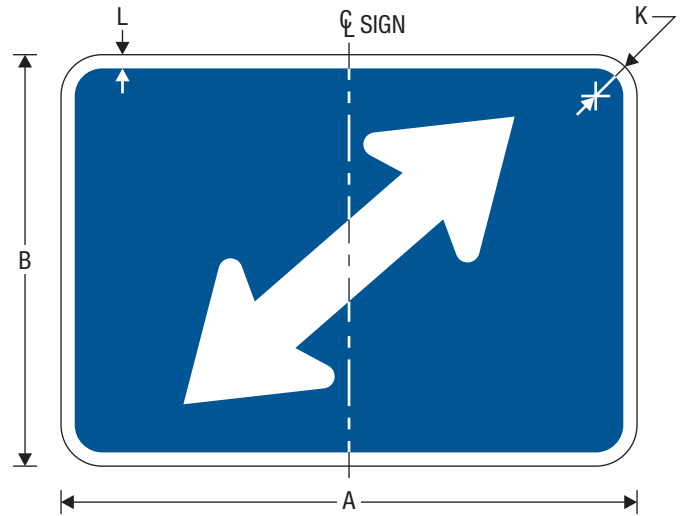
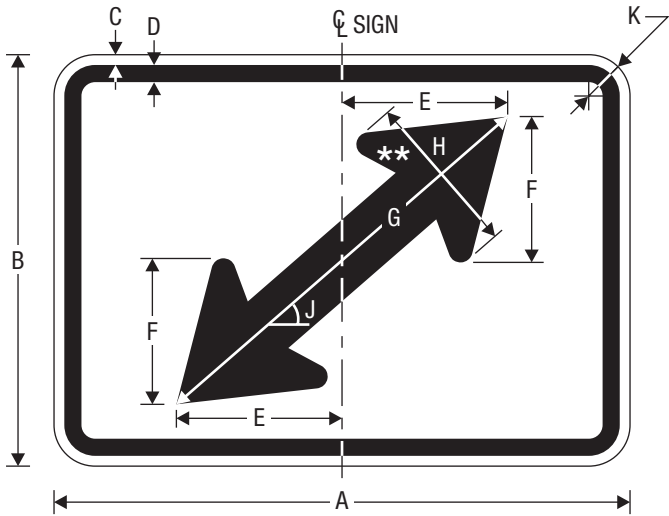
*12 x 9 IS FOR BICYCLE AUXILIARIES ONLY AND SHALL BE WHITE ON GREEN.

COLORS: LEGEND, BORDER – BLACK
BACKGROUND – WHITE (RETROREFLECTIVE)

COLORS: INTERSTATE ROUTE SIGN, GENERAL SERVICES:
LEGEND, BORDER – BLUE (RETROREFLECTIVE)
BACKGROUND – WHITE (RETROREFLECTIVE)

COLORS: COUNTY ROUTE SIGN:
LEGEND, BORDER – YELLOW (RETROREFLECTIVE)
BACKGROUND – BLUE (RETROREFLECTIVE)

COLORS: GENERAL INFORMATION, BICYCLE*:
LEGEND, BORDER – GREEN (RETROREFLECTIVE)
BACKGROUND – WHITE (RETROREFLECTIVE)



M6-5
DIRECTIONAL ARROW AUXILIARY

** See page 6-2 for arrow design.

A	B	C	D	E	F	G	H	J	K	L
12*	9*	-	-	3.585	3.116	9.5	3.625	41°	1.5	0.375
21	15	0.375	0.625	6.038	5.248	16	6	41°	1.5	0.5
30	21	0.375	0.625	8.679	7.545	23	8.5	41°	1.5	0.5

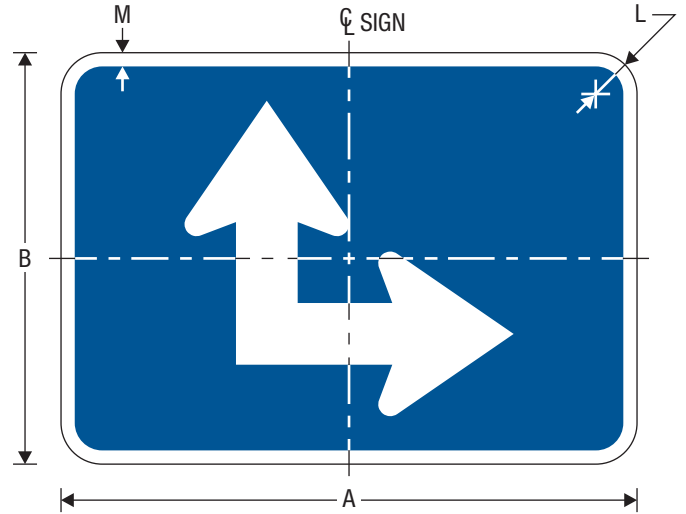
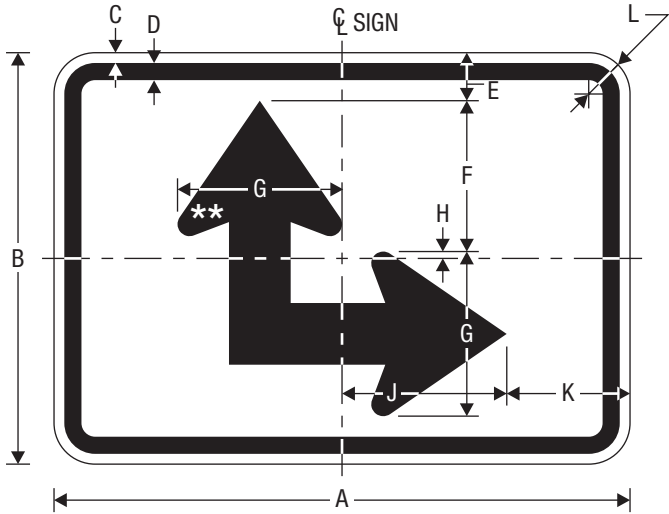
*12 x 9 IS FOR BICYCLE AUXILIARIES ONLY AND SHALL BE WHITE ON GREEN.

COLORS: LEGEND, BORDER — BLACK
BACKGROUND — WHITE (RETROREFLECTIVE)

COLORS: INTERSTATE ROUTE SIGN, GENERAL SERVICES:
LEGEND, BORDER — BLUE (RETROREFLECTIVE)
BACKGROUND — WHITE (RETROREFLECTIVE)

COLORS: COUNTY ROUTE SIGN:
LEGEND, BORDER — YELLOW (RETROREFLECTIVE)
BACKGROUND — BLUE (RETROREFLECTIVE)

COLORS: GENERAL INFORMATION, BICYCLE*:
LEGEND, BORDER — GREEN (RETROREFLECTIVE)
BACKGROUND — WHITE (RETROREFLECTIVE)



M6-6
DIRECTIONAL ARROW AUXILIARY

** See page 6-2 for arrow design.

A	B	C	D	E	F	G	H	J	K	L	M
12*	9*	-	-	1	3.5	3.625	0.188	3.75	2.25	1.5	0.375
21	15	0.375	0.625	1.75	5.75	6	0.25	6	4.5	1.5	0.5
30	21	0.375	0.625	2.375	8.125	8.5	0.375	8.5	6.5	1.5	0.5

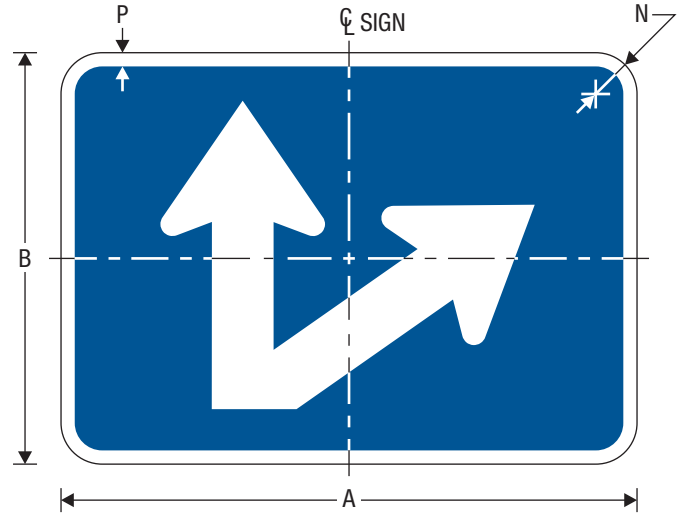
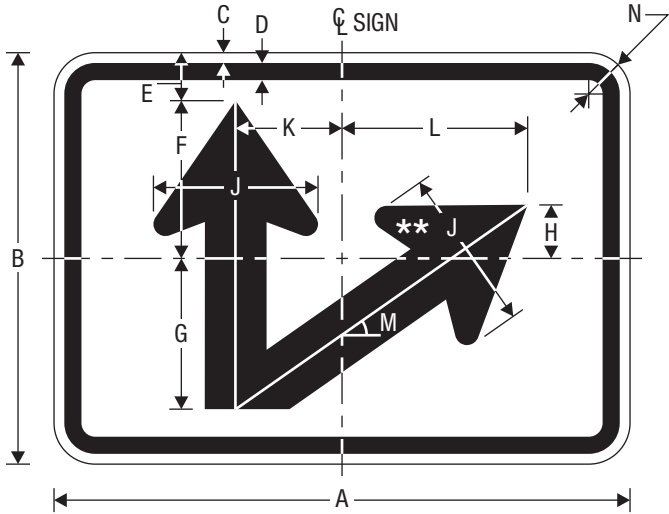
*12 x 9 IS FOR BICYCLE AUXILIARIES ONLY AND SHALL BE WHITE ON GREEN.

COLORS: LEGEND, BORDER – BLACK
BACKGROUND – WHITE (RETROREFLECTIVE)

COLORS: INTERSTATE ROUTE SIGN, GENERAL SERVICES:
LEGEND, BORDER – BLUE (RETROREFLECTIVE)
BACKGROUND – WHITE (RETROREFLECTIVE)

COLORS: COUNTY ROUTE SIGN:
LEGEND, BORDER – YELLOW (RETROREFLECTIVE)
BACKGROUND – BLUE (RETROREFLECTIVE)

COLORS: GENERAL INFORMATION, BICYCLE*:
LEGEND, BORDER – GREEN (RETROREFLECTIVE)
BACKGROUND – WHITE (RETROREFLECTIVE)



M6-7
DIRECTIONAL ARROW AUXILIARY

** See page 6-2 for arrow design.

A	B	C	D	E	F	G	H	J	K	L	M	N	P
12*	9*	-	-	1	3.5	3.25	1.124	3.625	2.25	3.996	35°	1.5	0.375
21	15	0.375	0.625	1.75	5.75	5.5	1.956	6	3.875	6.774	35°	1.5	0.5
30	21	0.375	0.625	2.375	8.125	7.75	2.646	8.5	5.25	9.597	35°	1.5	0.5

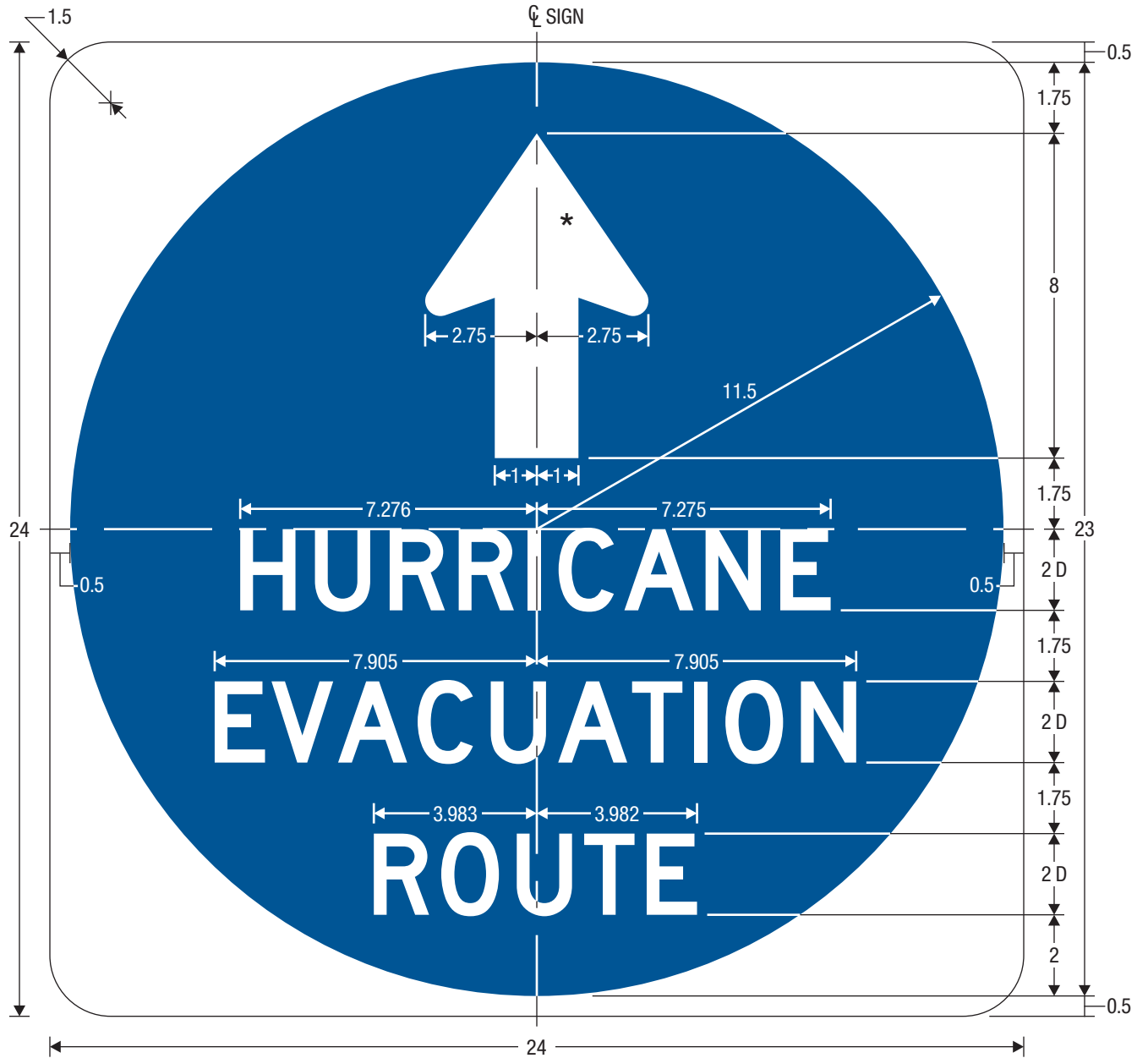
*12 x 9 IS FOR BICYCLE AUXILIARIES ONLY AND SHALL BE WHITE ON GREEN.

COLORS: LEGEND, BORDER – BLACK
BACKGROUND – WHITE (RETROREFLECTIVE)

COLORS: INTERSTATE ROUTE SIGN, GENERAL SERVICES:
LEGEND, BORDER – BLUE (RETROREFLECTIVE)
BACKGROUND – WHITE (RETROREFLECTIVE)

COLORS: COUNTY ROUTE SIGN:
LEGEND, BORDER – YELLOW (RETROREFLECTIVE)
BACKGROUND – BLUE (RETROREFLECTIVE)


COLORS: GENERAL INFORMATION, BICYCLE*:
LEGEND, BORDER – GREEN (RETROREFLECTIVE)
BACKGROUND – WHITE (RETROREFLECTIVE)



EM-1
EVACUATION ROUTE

* See page 6-2 for arrow design.

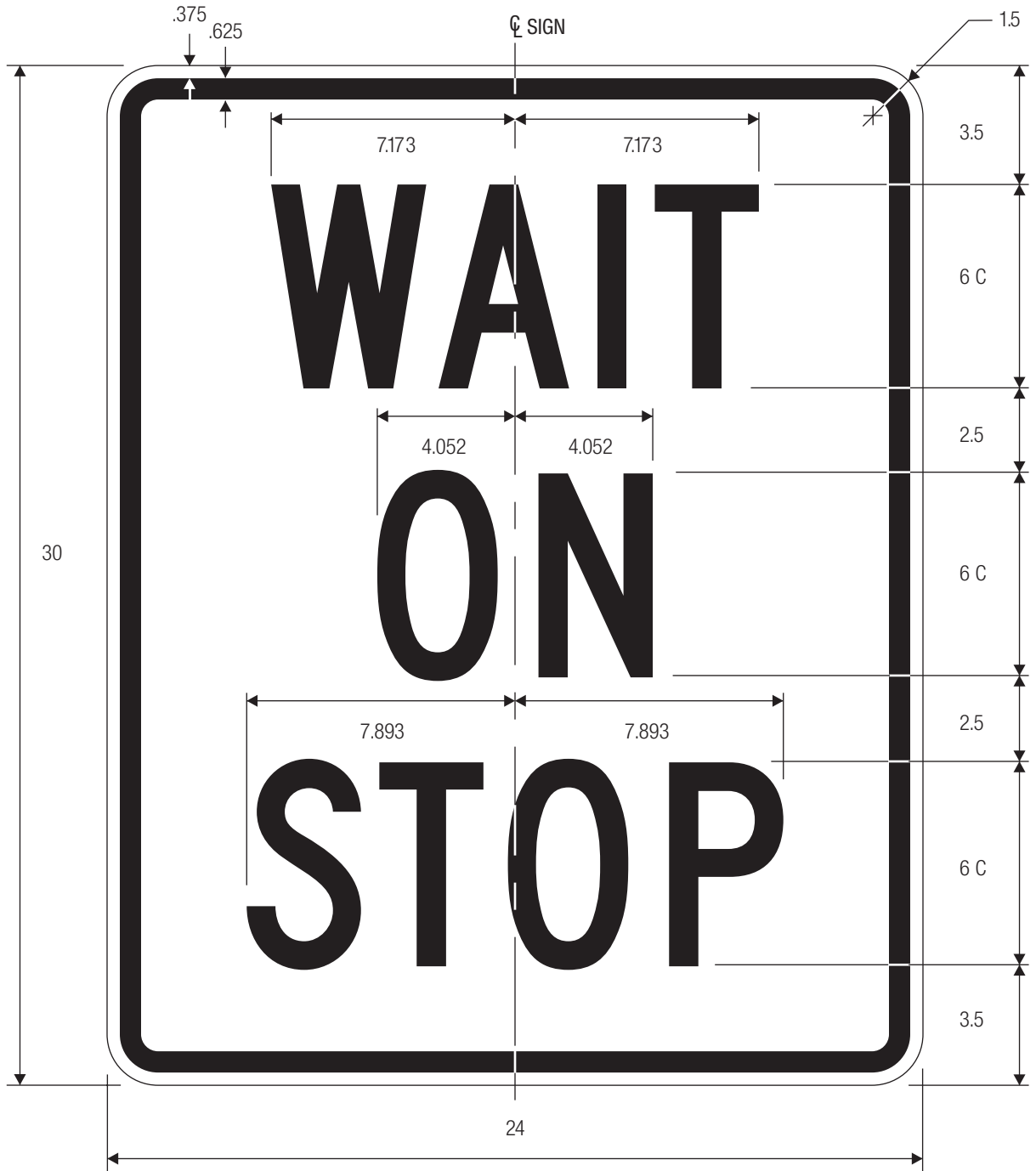
COLORS: INNER BACKGROUND — BLUE (RETROREFLECTIVE)
LEGEND, OUTER BACKGROUND — WHITE (RETROREFLECTIVE)



EM-1a
EVACUATION ROUTE (TSUNAMI)

- * Reduce character spacing 50%.
- ** See page 6-56 for symbol design.

COLORS: LEGEND, BACKGROUND — WHITE (RETROREFLECTIVE)
SYMBOL — BLUE (RETROREFLECTIVE)



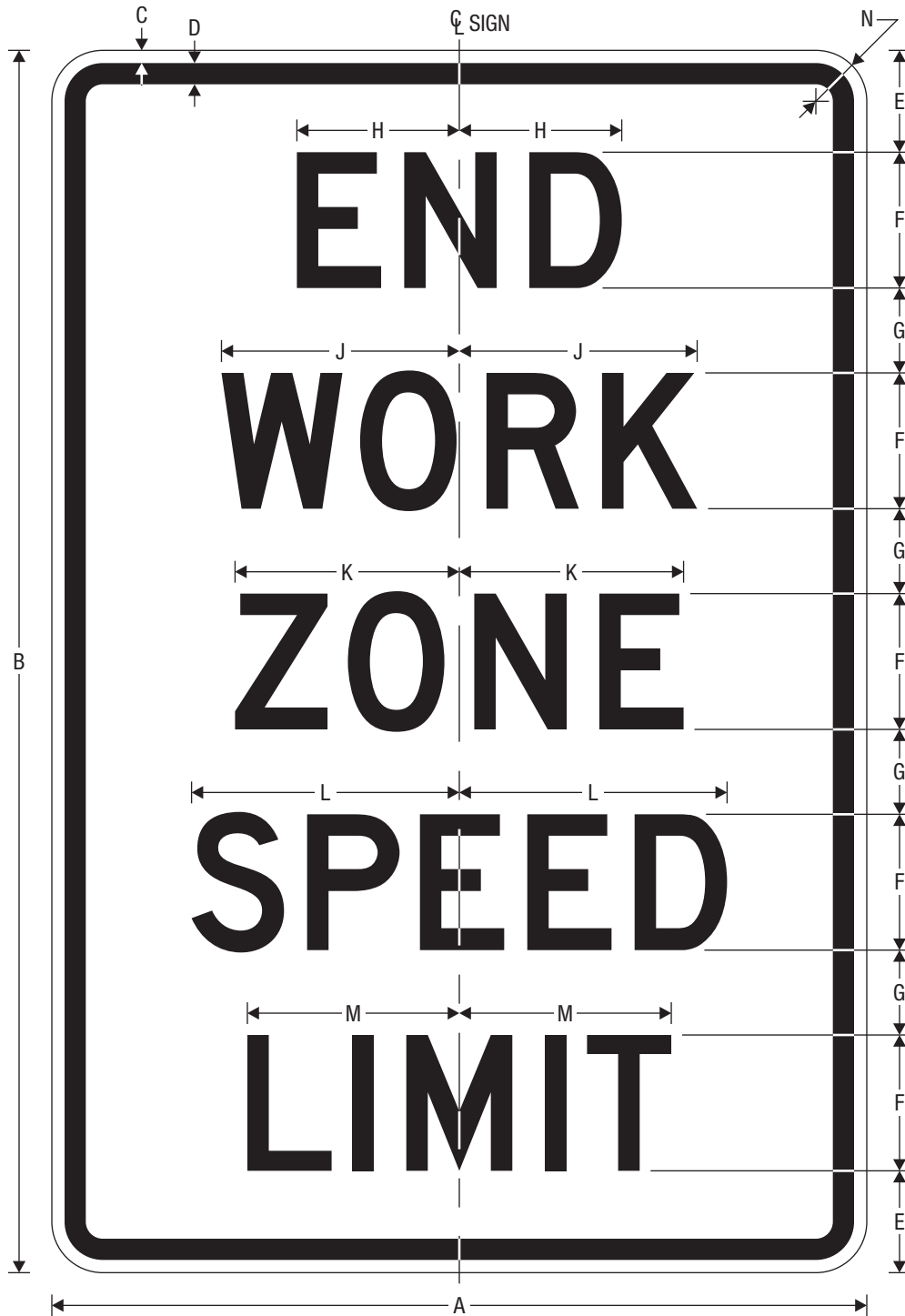
R1-7
WAIT ON STOP

COLORS: LEGEND, BORDER — BLACK
BACKGROUND — WHITE (RETROREFLECTIVE)



R1-8
GO ON SLOW

COLORS: LEGEND, BORDER — BLACK
BACKGROUND — WHITE (RETROREFLECTIVE)



R2-12
 END WORK ZONE SPEED LIMIT

A	B	C	D	E	F	G	H	J	K	L	M	N
24	36	0.375	0.625	3	4 D	2.5	4.784	7.005	6.605	7.885	6.242	1.5
36	54	0.625	0.875	4.5	6 D	3.75	7.175	10.507	9.907	11.828	9.363	2.25

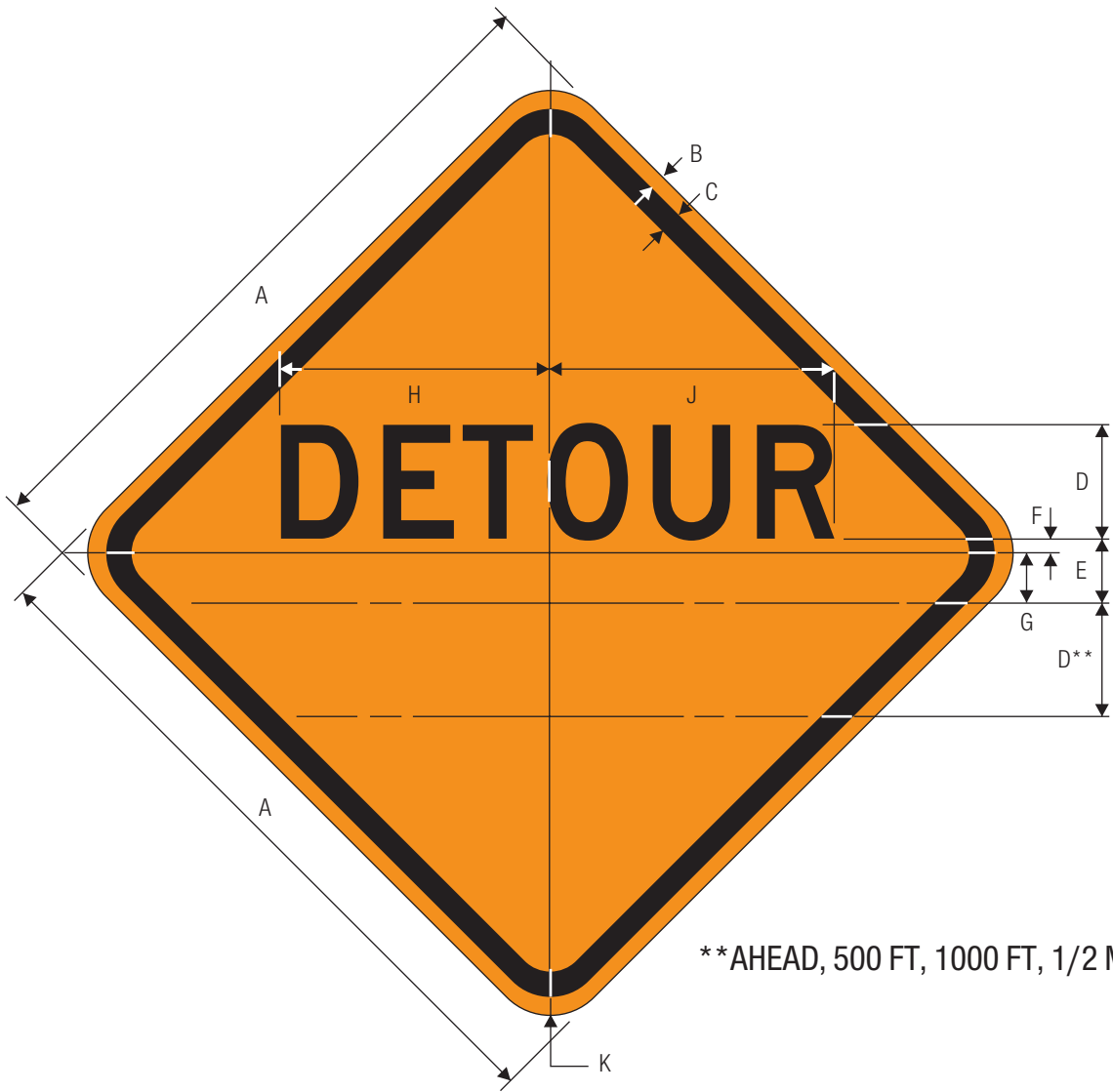
COLORS: LEGEND, BORDER – BLACK
 BACKGROUND – WHITE (RETROREFLECTIVE)



W8-24
 STEEL PLATE AHEAD

A	B	C	D	E	F	G	H	J	K	L	M	N
30	0.5	0.75	4 D	3	2.5	7.214	7.713	7.374	7.874	8.356	8.855	1.875
36	0.625	0.875	5 D	3.5	3.5	9	9.659	9.28	9.78	10.5	11.014	2.25
48	0.75	1.25	7 D	4.5	4.75	12.561	13.561	12.842	13.842	14.560	15.559	3

COLORS: LEGEND, BORDER — BLACK
 BACKGROUND — ORANGE (RETROREFLECTIVE)



**AHEAD, 500 FT, 1000 FT, 1/2 MILE

W20-2
DETOUR

* Reduce character spacing 40%.

A	B	C	D	E	F	G	H	J	K
30	.5	.75	5 D*	3	2.25	.75	11.25	11.386	1.875
36	.625	.875	6 D*	3.5	.875	2.625	13.5	13.75	2.25
48	.75	1.25	8 D*	4.75	1.25	3.5	18	18.438	3

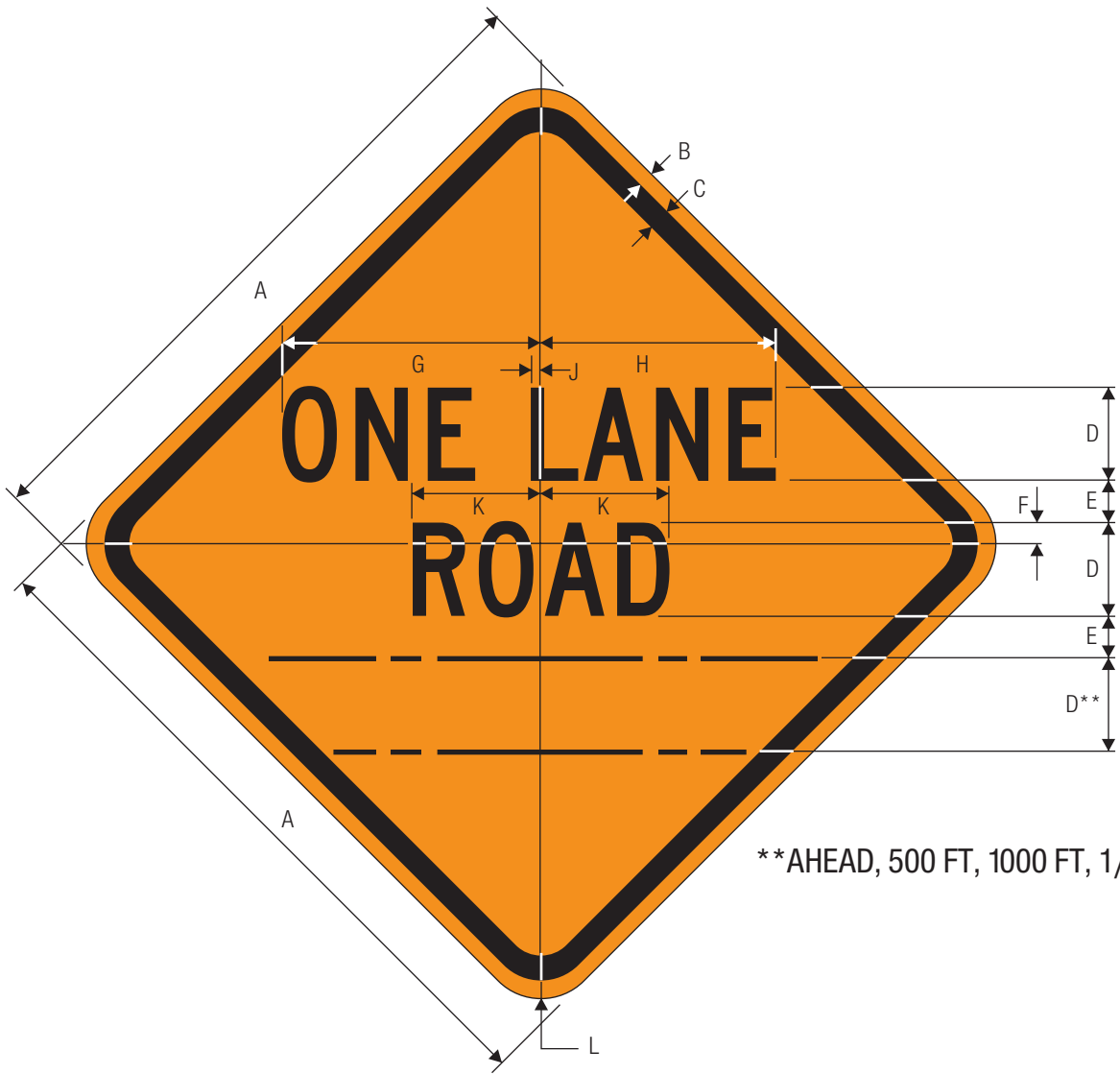
COLORS: LEGEND, BORDER — BLACK
BACKGROUND — ORANGE (RETROREFLECTIVE)



*Reduce spacing 30%.

A	B	C	D	E	F	G	H	J	K	L	M	N	P
30	.5	.75	4 D	3	3	2.75	6.979	7.396	10.261	1.875	8.333	8.021	4 C
36	.625	.875	5 D	3.5	3.75	3.25	8.375	8.875	12.313	2.25	10	9.625	5 C
48	.75	1.25	7 D	4.75	5.25	4.5	11.688	12.438	17.25	3	14	13.5	7 C

COLORS: LEGEND, BORDER — BLACK
BACKGROUND — ORANGE (RETROREFLECTIVE)

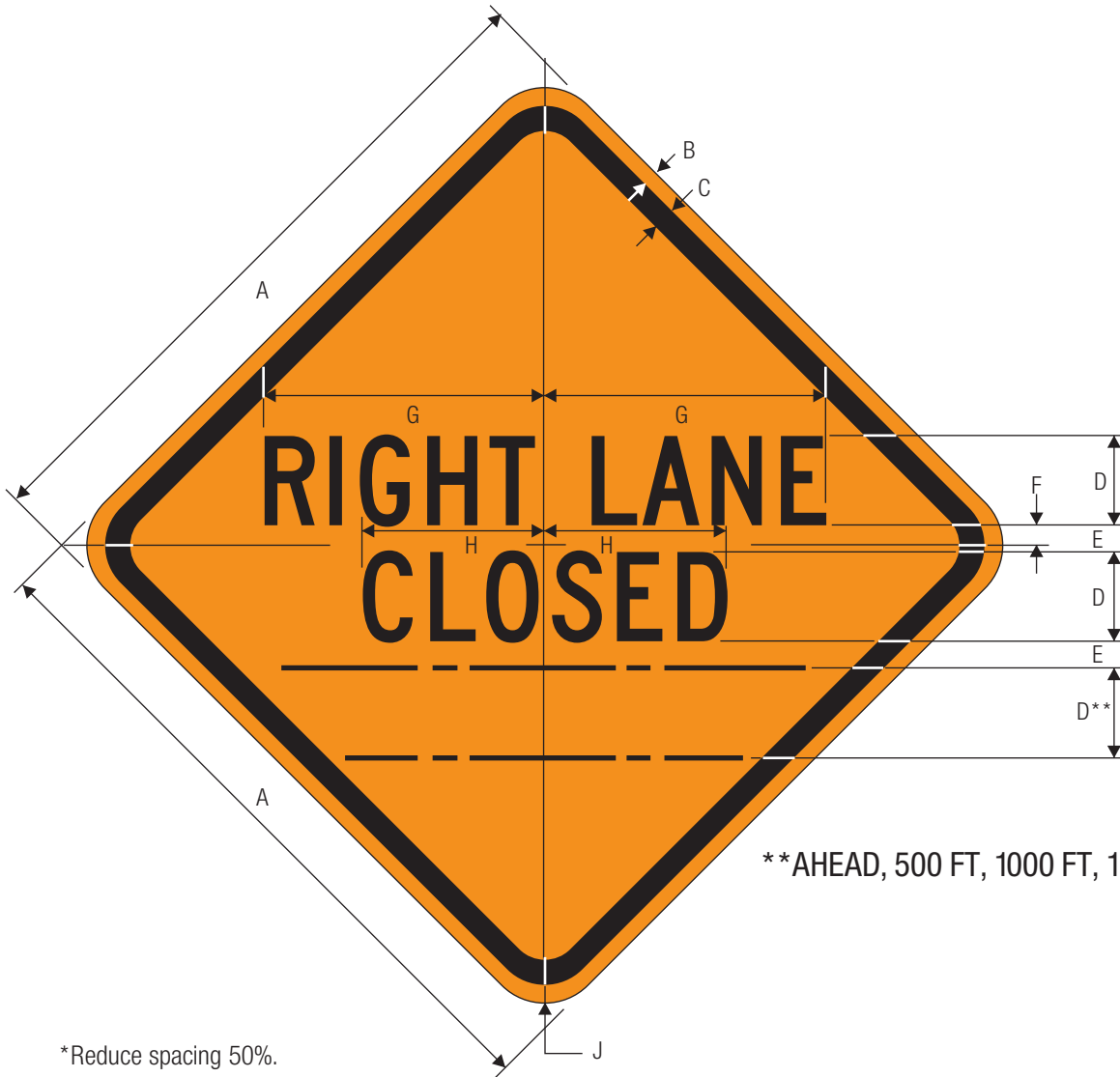


**AHEAD, 500 FT, 1000 FT, 1/2 MILE

W20-4
 ONE LANE ROAD

A	B	C	D	E	F	G	H	J	K	L
30	.5	.75	4 C	1.875	1	10.104	10.521	.313	5.833	1.875
36	.625	.875	5 C	2.25	1.25	12.125	12.625	.375	7	2.25
48	.75	1.25	7 C	3.125	1.75	18.5	17.75	.5	9.688	3

COLORS: LEGEND, BORDER — BLACK
 BACKGROUND — ORANGE (RETROREFLECTIVE)

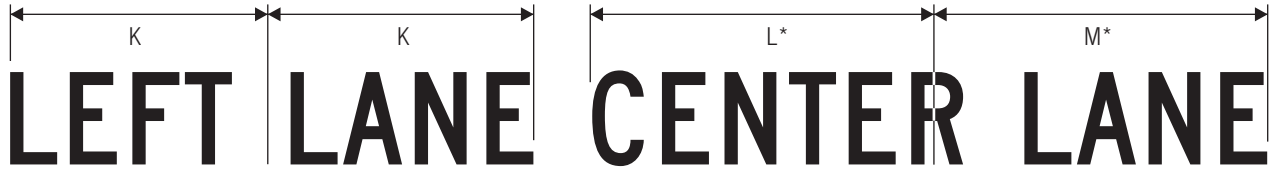


**AHEAD, 500 FT, 1000 FT, 1/2 MILE

*Reduce spacing 50%.

W20-5

RIGHT (CENTER) (LEFT) LANE CLOSED



A	B	C	D	E	F	G	H	J	K	L	M
30	.5	.75	4 C	1.625	2	12.614	8.203	1.875	11.604	13.420	13.280
36	.625	.875	5 C*	2.75	.375	15.75	10.25	2.25	14.5	16.25	15.75
48	.75	.125	6 C*	3.375	.5	19	12.313	3	17.438	20.375	19.375

COLORS: LEGEND, BORDER — BLACK
BACKGROUND — ORANGE (RETROREFLECTIVE)



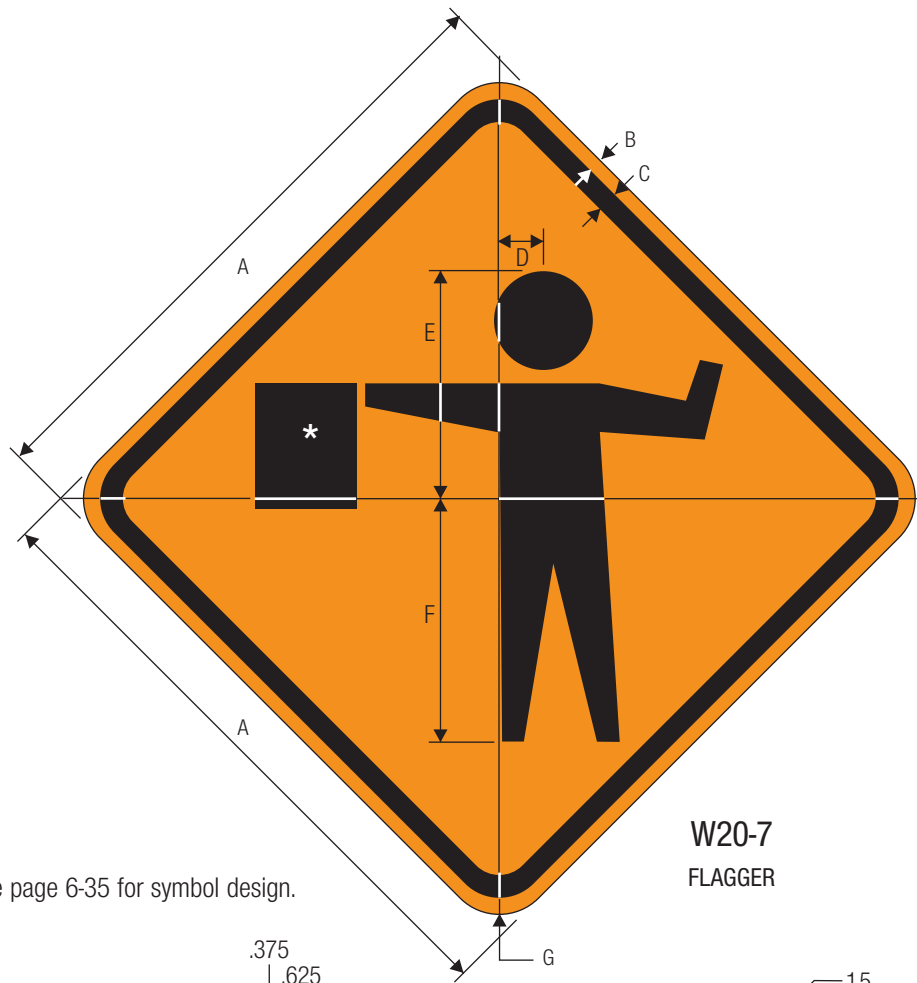
W20-5a
LANES CLOSED ADVANCE

* Reduce character spacing 20%.

A	B	C	D	E	F	G	H	J	K	L	M	N
30	30	0.5	0.75	5 D	2.5	3.75 C*	2.375	0.125	3.75 C	1.563	0.937	3.75 C*
36	36	0.625	0.875	6 D	3	4.5 C*	2.625	0.375	4.5 C	1.875	0.642	4.5 C*
48	48	0.75	1.25	8 C	4	6 C*	3.5	0.5	6 C	2.5	0.855	6 C*

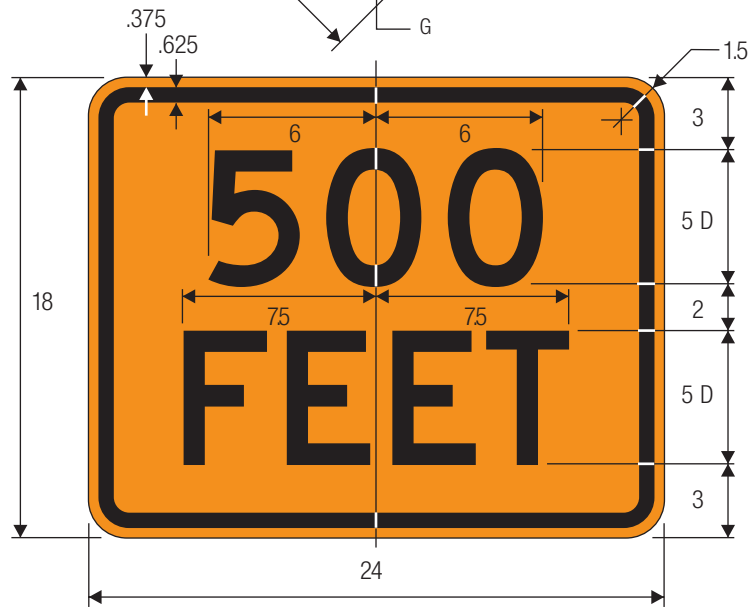
P	Q	R	S	T	U	V	W	X	Y	Z	AA
5.625	VAR	10.871	1.684	0.504	12.050	15.381	5.625	1.875	0.535	8.034	1.875
6.75	VAR	13.046	2.020	0.605	14.460	18.457	6.75	2.25	0.642	9.641	2.25
9	VAR	17.394	2.693	0.807	19.280	24.609	9	3	0.855	12.855	3

COLORS: LEGEND, BORDER — BLACK
BACKGROUND — ORANGE (RETROREFLECTIVE)



W20-7
FLAGGER

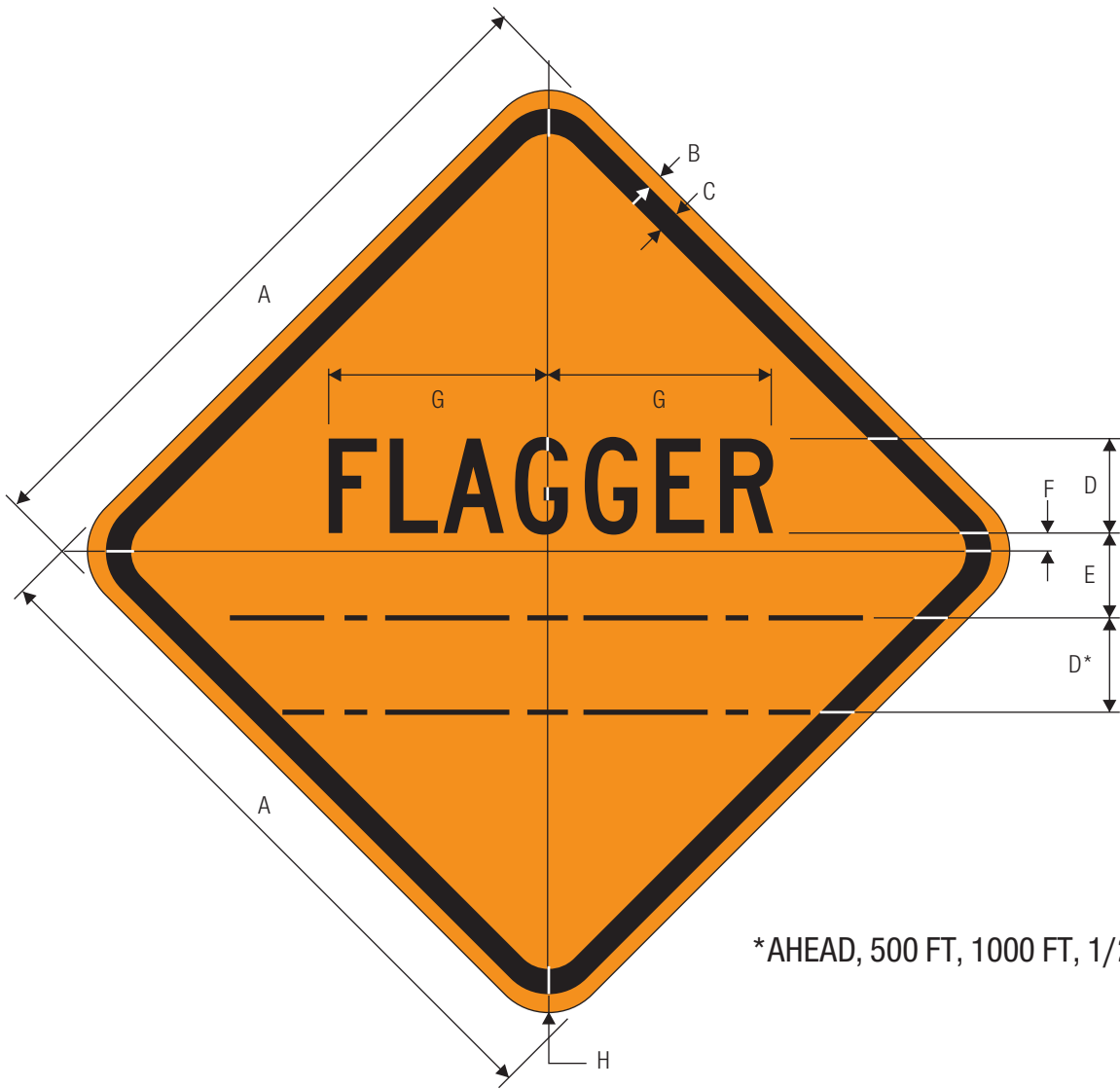
*See page 6-35 for symbol design.



W16-2P
DISTANCE PLAQUE (2 LINE)

A	B	C	D	E	F	G
30	.5	.75	2.25	11.25	12.125	1.875
36	.625	.875	2.75	13.5	14.625	2.25
48	.75	1.25	3.75	18	19.5	3

COLORS: LEGEND, BORDER — BLACK
BACKGROUND — ORANGE (RETROREFLECTIVE)

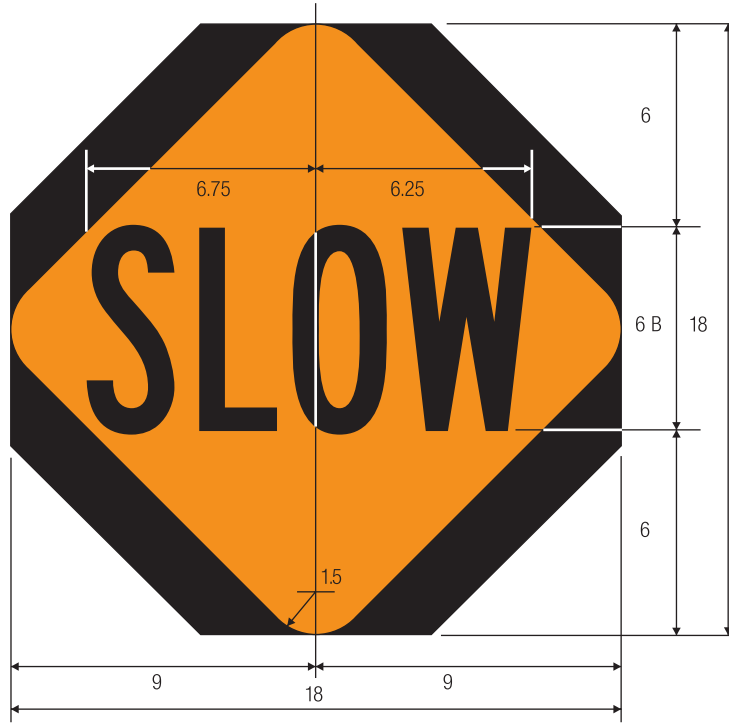


*AHEAD, 500 FT, 1000 FT, 1/2 MILE

W20-7a
 FLAGGER

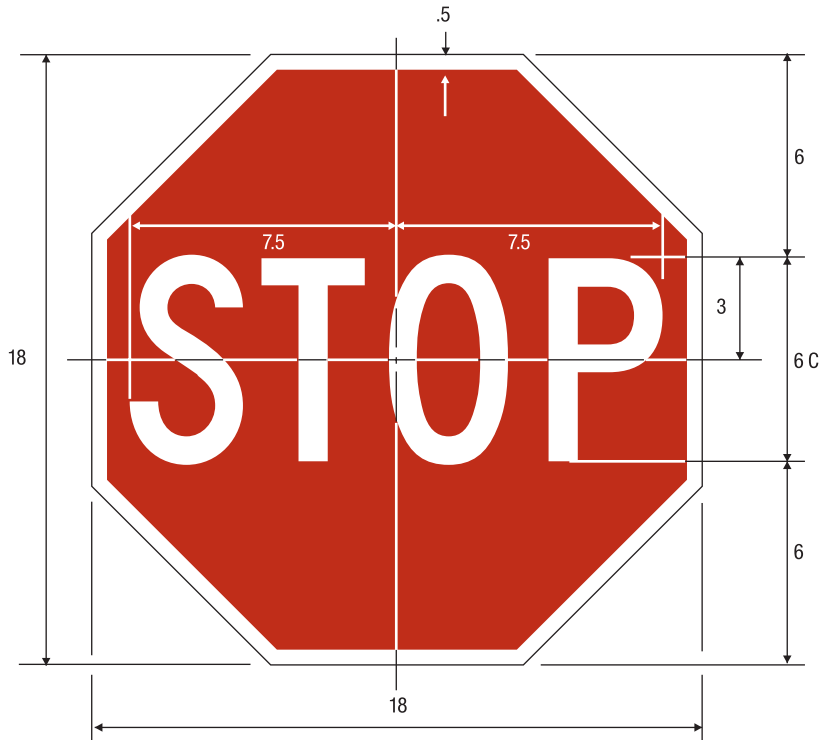
A	B	C	D	E	F	G	H
30	.5	.75	4 C	3.75	.875	9.790	1.875
36	.625	.875	5 C	4.483	1	11.748	2.25
48	.75	1.25	7 C	6.244	2.481	16.452	3

COLORS: LEGEND, BORDER — BLACK
 BACKGROUND — ORANGE (RETROREFLECTIVE)



W20-8
STOP - SLOW PADDLE

COLORS: LEGEND — BLACK
 BACKGROUND — ORANGE (RETROREFLECTIVE)
 AREA OUTSIDE DIAMOND — BLACK



COLORS: LEGEND, BORDER — WHITE (RETROREFLECTIVE)
 BACKGROUND — RED (RETROREFLECTIVE)



W21-1

WORKERS

*See page 6-59 for symbol design.

A	B	C	D	E	F	G
30	.5	.75	1.875	14	10	1.875
36	.625	.875	2.25	16.875	12	2.25
48	.75	1.25	3	22.375	16	3

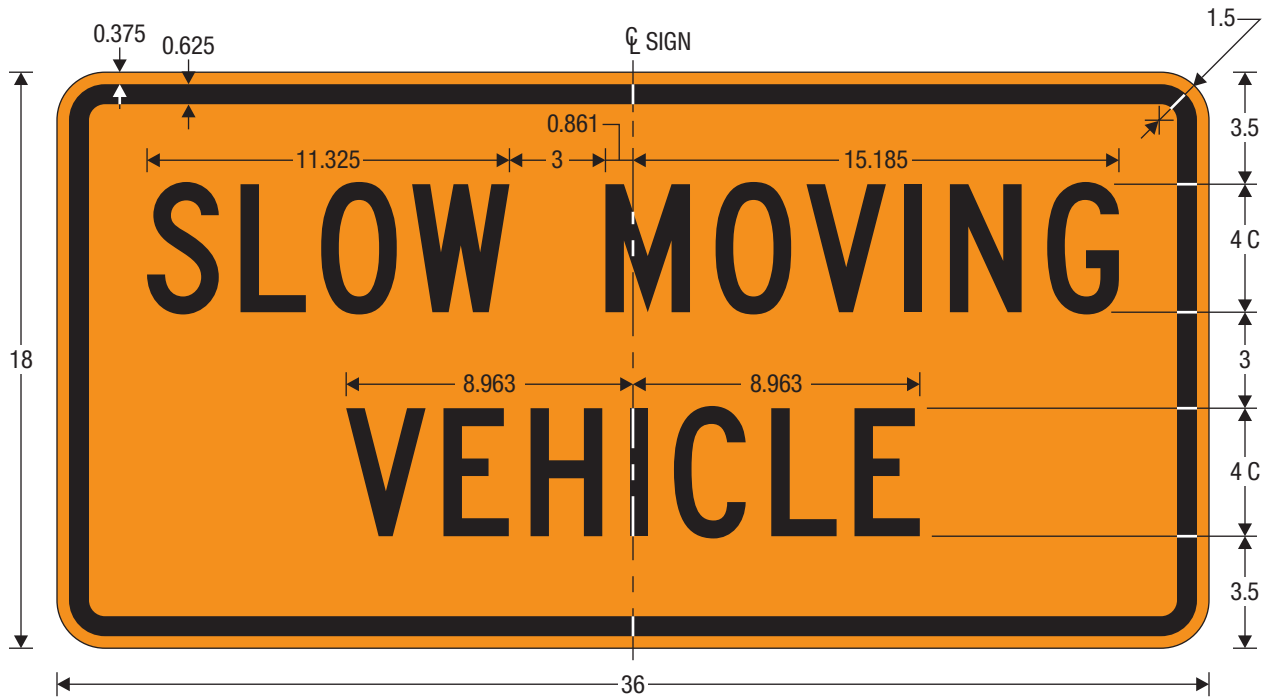
COLORS: LEGEND, BORDER — BLACK
 BACKGROUND — ORANGE (RETROREFLECTIVE)



W21-1a
 WORKERS

A	B	C	D	E	F	G
30	0.5	0.75	2.5	5 D	14.731	1.875
36	0.625	0.875	3	6 D	17.693	2.25
48	0.75	1.25	4	8 D	23.577	3

COLORS: LEGEND, BORDER — BLACK
 BACKGROUND — ORANGE (RETROREFLECTIVE)



W21-4
SLOW MOVING VEHICLE

COLORS: LEGEND, BORDER — BLACK
BACKGROUND — ORANGE (RETROREFLECTIVE)



W21-8
 MOWING AHEAD

A	B	C	D	E	F	G	H	J	K	L
30	0.5	0.75	5 D	0.875	2.875	11.908	12.407	10.507	11.007	1.875
36	0.625	0.875	6 D	1.25	3.25	14.339	14.839	12.658	13.159	2.25
48	0.75	1.25	8 D	1.5	4.5	18.952	19.952	16.711	17.711	3

COLORS: LEGEND, BORDER – BLACK
 BACKGROUND – ORANGE (RETROREFLECTIVE)



W22-1
BLASTING ZONE AHEAD

A	B	C	D	E	F	G	H	J	K	L	M
30	0.5	0.75	4 C	2.5	.75	9.774	10.273	5.582	6.753	7.252	1.875
36	0.625	0.875	5 C	3	1	12.217	12.842	6.978	8.316	9.19	2.25
48	0.75	1.25	7 C	4	1.25	17.104	17.978	9.769	11.817	12.692	3

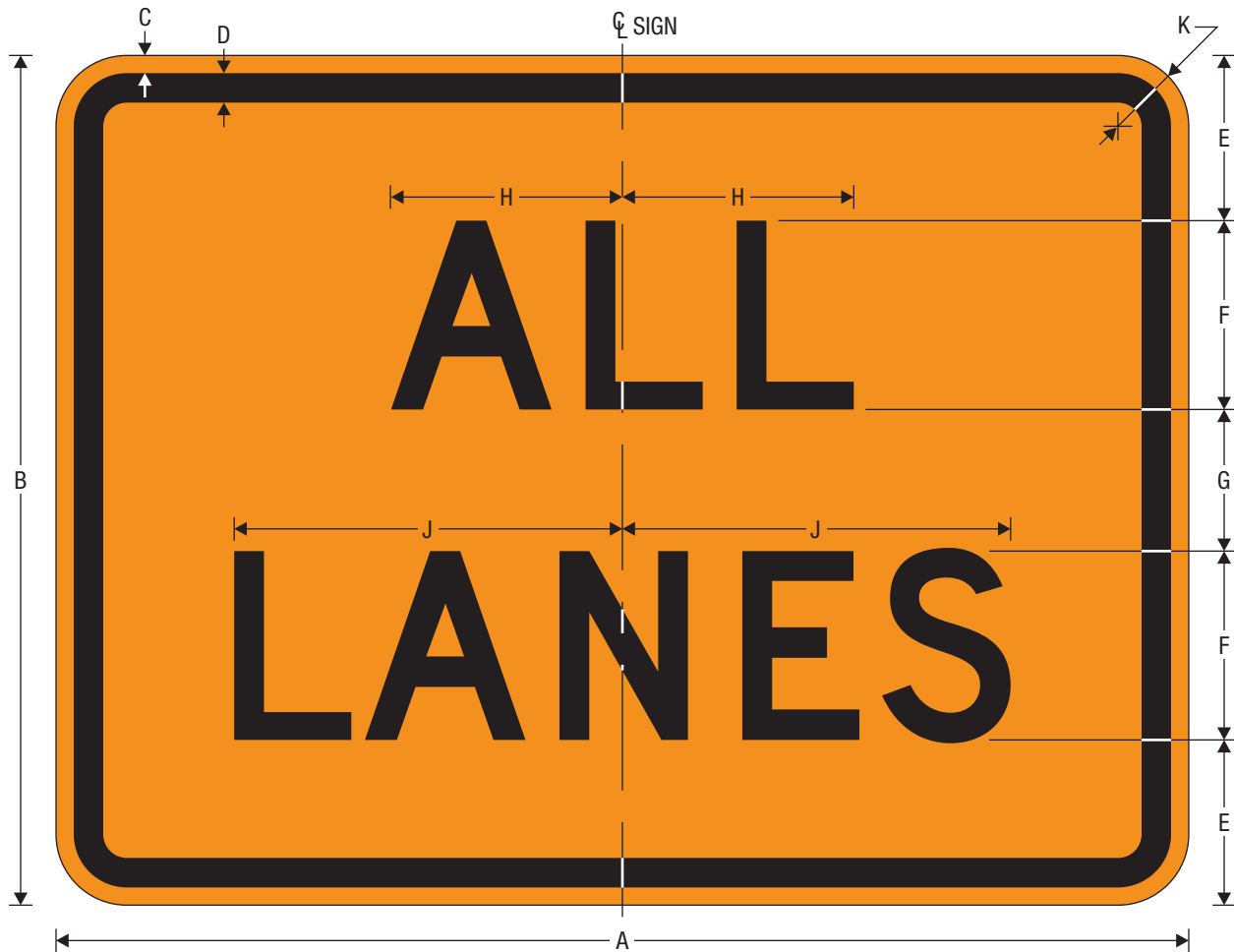
COLORS: LEGEND, BORDER — BLACK
BACKGROUND — ORANGE (RETROREFLECTIVE)



W22-3
 END BLASTING ZONE

A	B	C	D	E	F	G	H	J	K	L	M	N
36	30	0.5	0.75	3.25	6 C	2.75	5.813	6.313	14.848	15.223	8.373	1.875
42	36	0.625	0.875	4.25	7 C	3.25	6.729	7.416	17.291	17.79	9.769	2.25

COLORS: LEGEND, BORDER — BLACK
 BACKGROUND — ORANGE (RETROREFLECTIVE)



W24-1cP
 ALL LANES (PLAQUE)

* Increase character spacing 20%.

** Increase character spacing 50%.

A	B	C	D	E	F	G	H	J	K
24	18	0.375	0.625	3.5	4D*	3	4.902	8.225	1.5
30	24	0.375	0.625	4.125	6C**	3.75	6.243	10.774	1.5

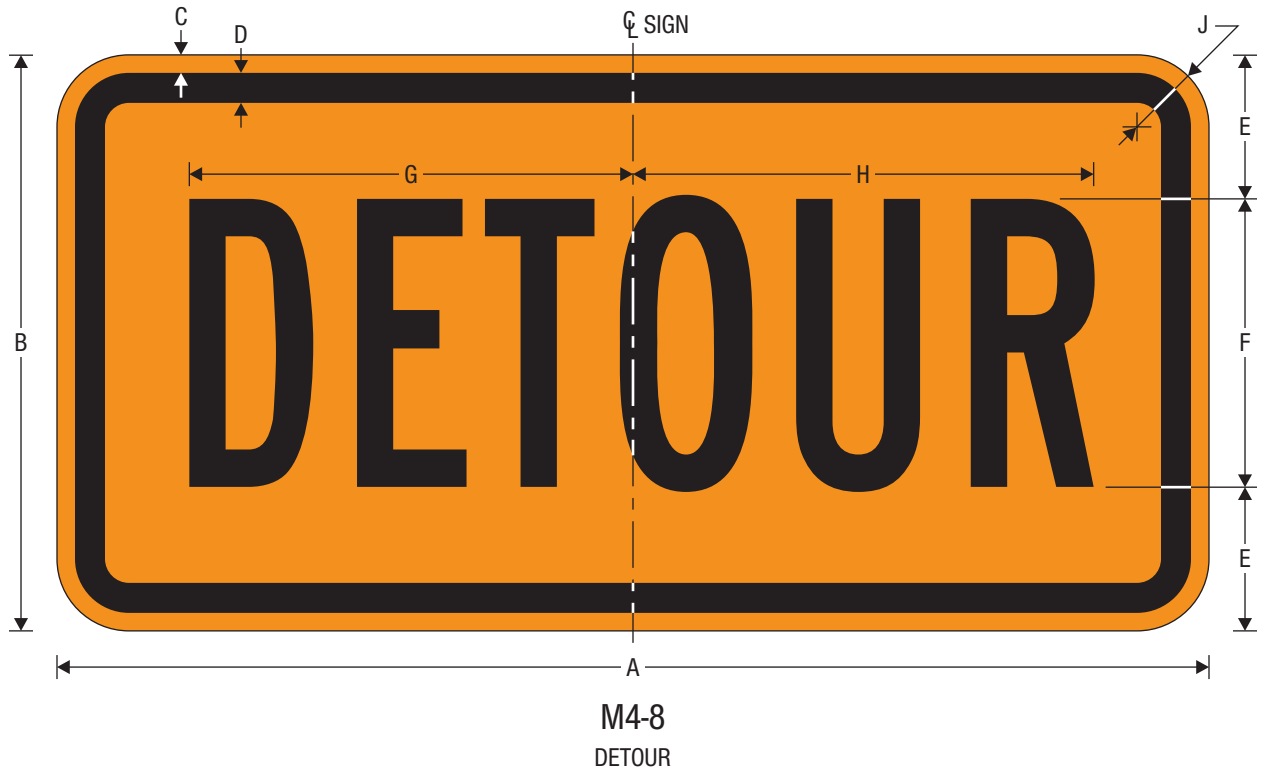
COLORS: LEGEND, BORDER — BLACK
 BACKGROUND — ORANGE (RETROREFLECTIVE)



G20-5aP
 WORK ZONE (PLAQUE)

A	B	C	D	E	F	G	H	J	K
24	18	0.375	0.625	3.5	4 D	3	7.005	6.605	1.5
36	24	0.375	0.625	4.125	6 D	3.75	10.507	9.907	1.5
48	36	0.625	0.875	7	8 D	6	14.009	13.209	2.25

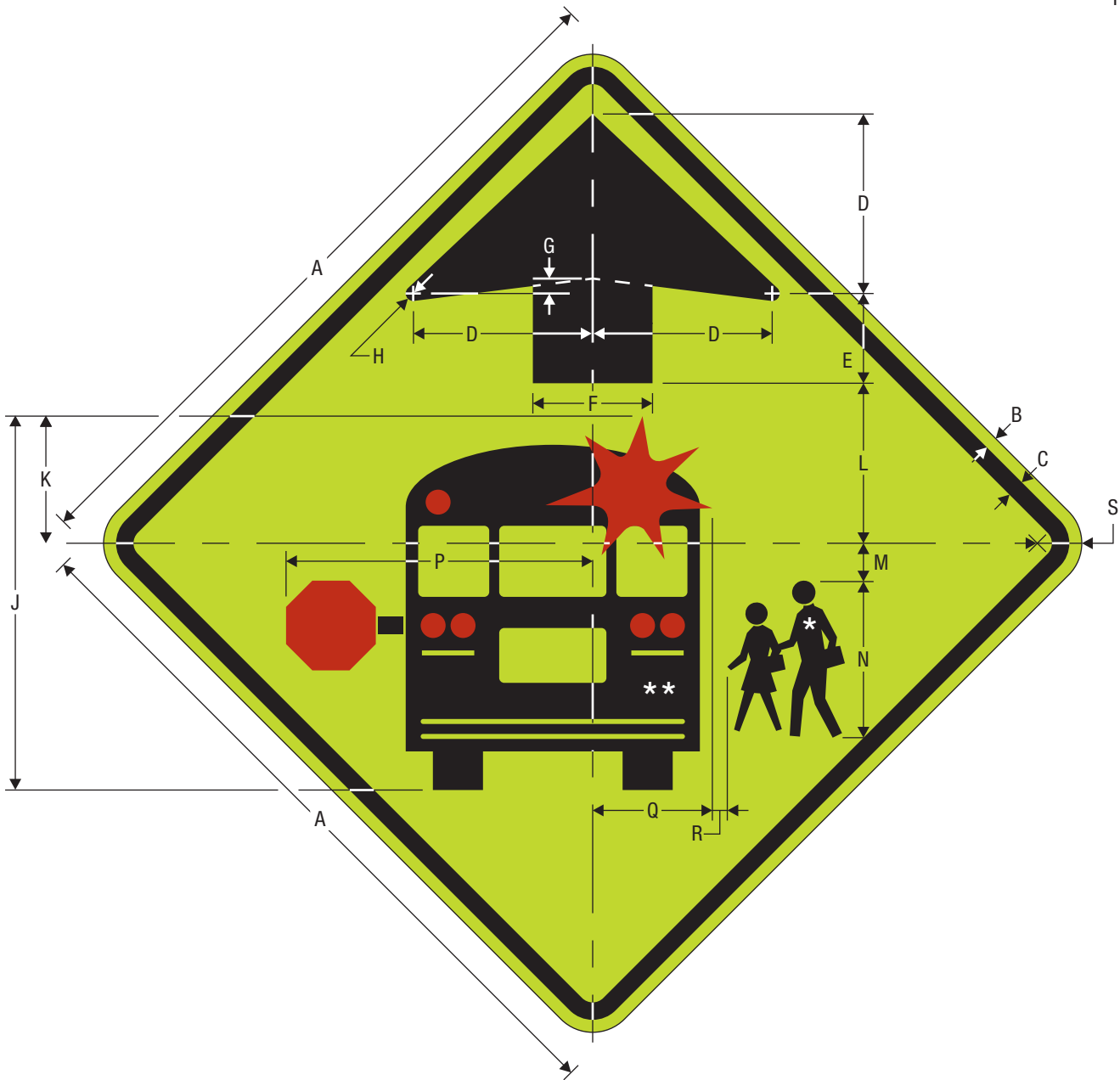
COLORS: LEGEND, BORDER — BLACK
 BACKGROUND — ORANGE (RETROREFLECTIVE)



* Reduce character spacing 20%.

A	B	C	D	E	F	G	H	J
12	6	0.375	0.375	1.5	3B*	4.653	4.778	1.5
24	12	0.375	0.625	3	6B*	9.243	9.618	1.5
30	15	0.375	0.625	3.5	8B*	12.324	12.824	1.5

COLORS: LEGEND, BORDER — BLACK
 BACKGROUND — ORANGE (RETROREFLECTIVE)



S3-1

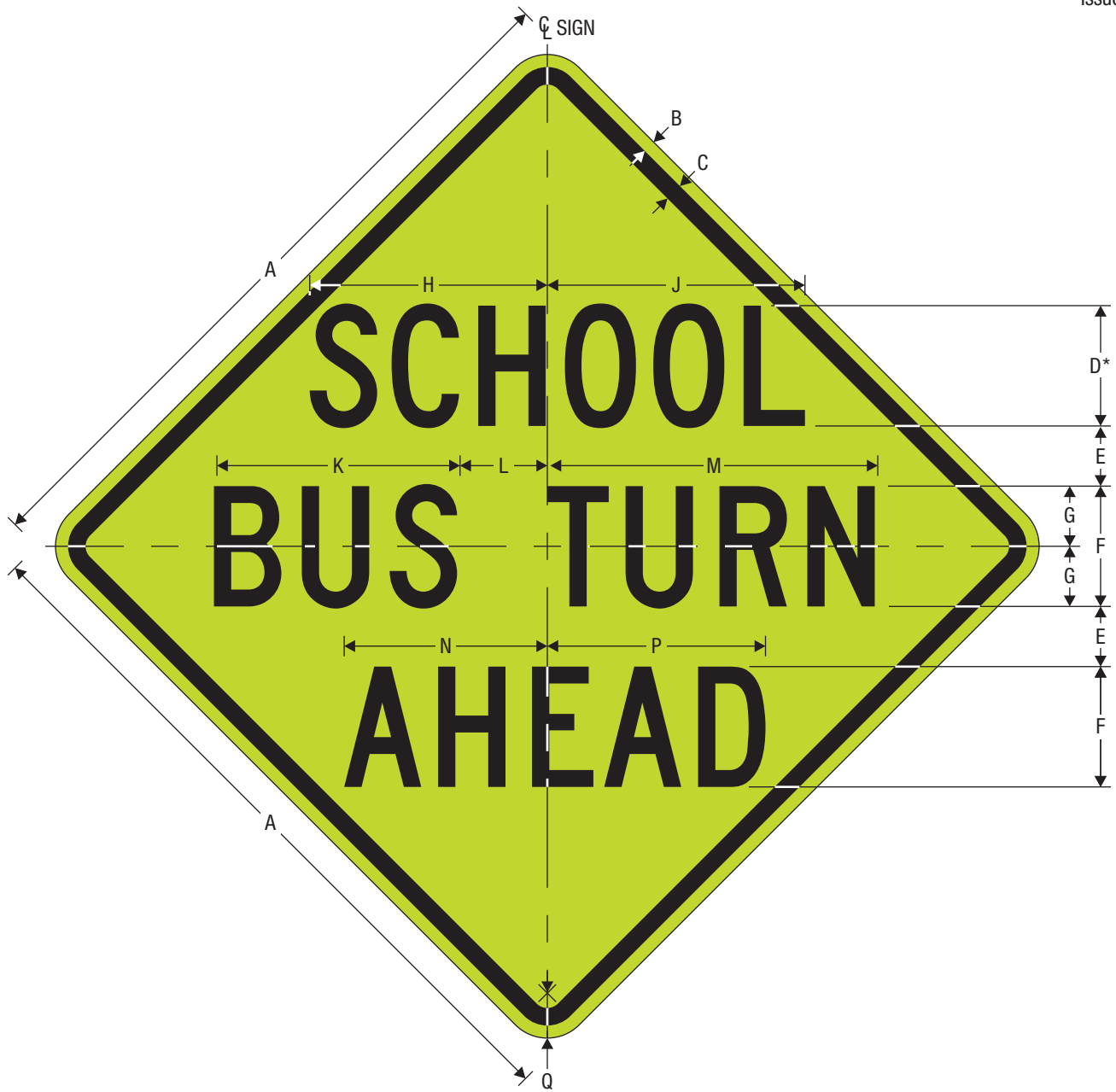
SCHOOL BUS STOP AHEAD

A	B	C	D	E	F	G	H	J	K	L	M	N	P
30	0.5	0.75	7.5	3.75	5	0.625	0.313	15.625	5.375	6.683	1.5	6.625	12.813
36	0.625	0.875	9	4.5	6	0.75	0.375	18.75	6.375	8.024	1.875	7.875	15.375
48	0.75	1.25	12	6	8	1	0.5	25	8.5	10.689	2.5	10.5	20.5

Q	R	S
5	0.625	1.875
6	0.75	2.25
8	1	3

* See page 6-58 for symbol design
** See page X-XX for symbol design

COLORS: BORDER — BLACK
 SCHOOL BUS SYMBOL — BLACK, RED (RETROREFLECTIVE)
 SCHOOL CHILDREN SYMBOL — BLACK
 BACKGROUND — FLUORESCENT YELLOW-GREEN (RETROREFLECTIVE)



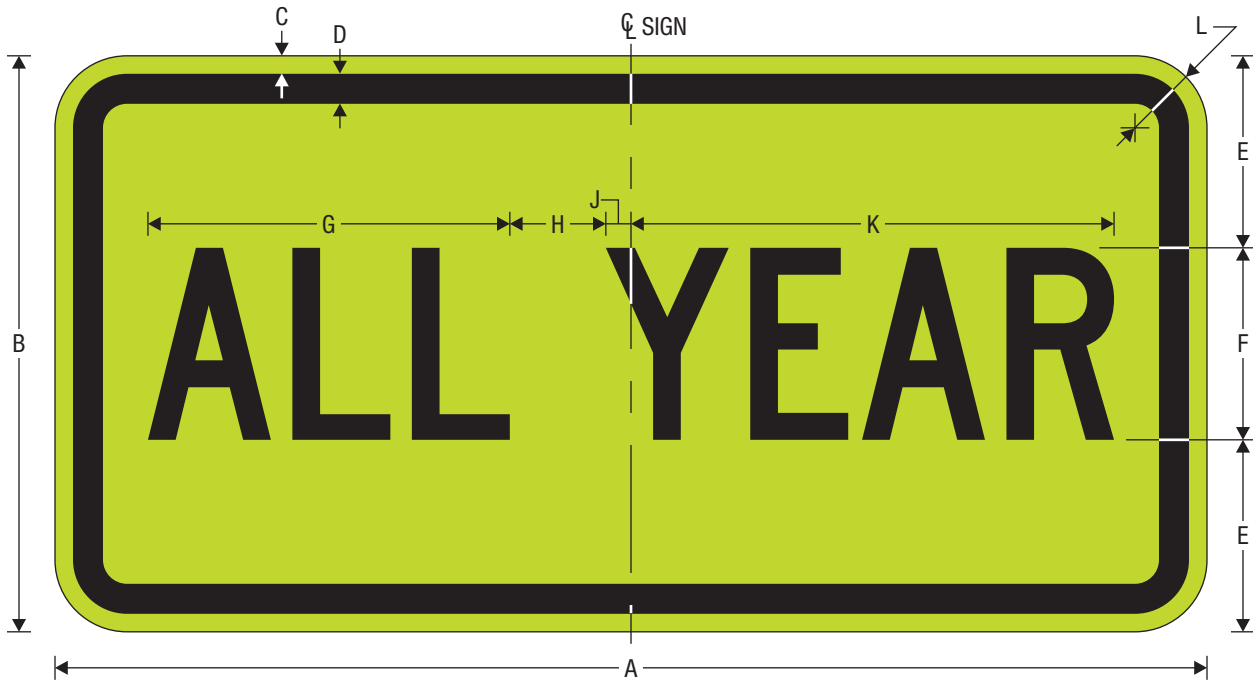
S3-2
 SCHOOL BUS TURN AHEAD

A	B	C	D	E	F	G	H	J	K	L	M
30	0.5	0.75	5 C*	2	5 C	2.5	10.039	10.539	10.104	3.75	13.605
36	0.625	0.875	6 C*	3	6 C	3	11.847	12.846	12.125	4.5	16.326
48	0.75	1.25	8 C*	3.5	8 C	4	15.712	17.212	16.166	6	21.768

N	P	Q
8.378	9.128	1.875
10.129	10.879	2.25
13.255	14.755	3

* Reduce character spacing 20%

COLORS: LEGEND, BORDER — BLACK
 BACKGROUND — FLUORESCENT YELLOW GREEN (RETROREFLECTIVE)




S4-7P
 ALL YEAR (PLAQUE)

* Reduce character spacing 20%

A	B	C	D	E	F	G	H	J	K	L
24	12	0.375	0.625	4	4 C*	7.539	2	0.524	10.064	1.5
30	18	0.375	0.625	6.5	5 C*	9.424	2.5	0.655	12.580	1.5

COLORS: LEGEND, BORDER — BLACK
 BACKGROUND — FLUORESCENT YELLOW-GREEN (RETROREFLECTIVE)

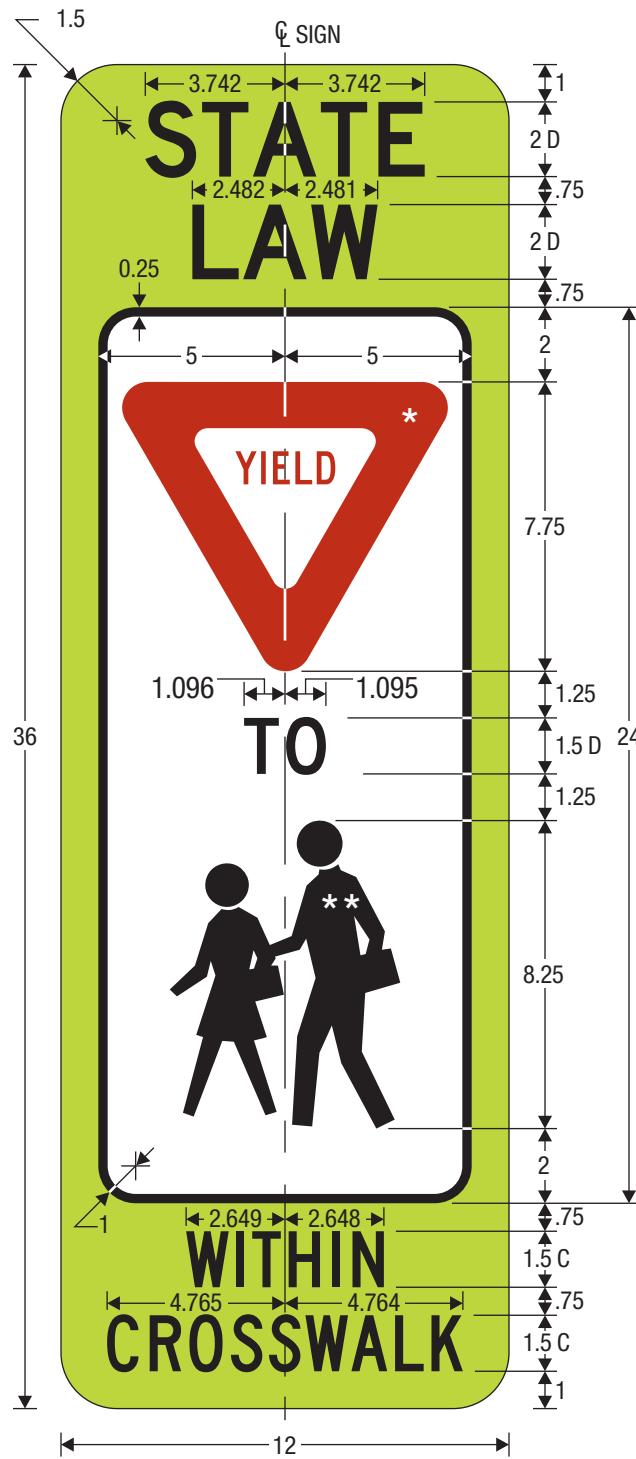


S5-3
 END SCHOOL SPEED LIMIT

* Reduce character spacing 50%.

A	B	C	D	E	F	G	H	J	K	L	M	N
24	30	0.375	0.625	3.25	4 D	2.5	4 D*	4.784	9.783	7.886	6.242	1.5
36	48	0.625	0.875	6	6 D	4	6 D*	7.176	14.675	11.828	9.363	2.25

COLORS: LEGEND, BORDER – BLACK
 BACKGROUND – WHITE (RETROREFLECTIVE)




R1-6b

IN-STREET SCHOOL CROSSING (YIELD)

* See R1-2 for detail.

** See page 6-58 for symbol design.

- COLORS: LEGEND, INNER BORDER — BLACK
 INNER BACKGROUND — WHITE (RETROREFLECTIVE)
 OUTER BACKGROUND — FLUORESCENT YELLOW-GREEN (RETROREFLECTIVE)
 YIELD SYMBOL — RED (RETROREFLECTIVE) ON WHITE (RETROREFLECTIVE)



R1-6c

IN-STREET SCHOOL CROSSING (STOP)

* See R1-1 for detail.

** See page 6-58 for symbol design.

- COLORS: LEGEND, INNER BORDER — BLACK
 INNER BACKGROUND — WHITE (RETROREFLECTIVE)
 OUTER BACKGROUND — FLUORESCENT YELLOW-GREEN (RETROREFLECTIVE)
 STOP SYMBOL — WHITE (RETROREFLECTIVE) ON RED (RETROREFLECTIVE)