



Joint Task Force - Bravo



Service Member Welcome Guide



August 2015
SOTO CANO AIR BASE, Honduras



DEPARTMENT OF DEFENSE
HEADQUARTERS, Joint Task Force-Bravo
APO AA 34042-2500

Office of the Command Team

Dear Service Member:

Congratulations on your selection for Joint Task Force-Bravo (JTF-Bravo)! You have just joined a very unique unit based at Soto Cano Air base in Honduras but operating throughout Central America. JTF-Bravo is a subordinate commando of U.S. Southern Command responsible for a Joint Operating Area which encompasses the seven central American countries. Our focus is on integrating capabilities internal to JTF-Bravo and external entities within our network. This focus enables combined operations to effectively counter transnational organized crime, build our partner's capacity, and quickly respond to human assistance/disaster relief contingencies. Service in JTF-Bravo will prove to be both challenging and incredibly rewarding.

JTF-Bravo is a joint organization, comprised of more than 600 U.S. military personnel and more than 600 U.S. and Honduran civilians who serve across five different units including the 612th Air Base Squadron, Army Forces Battalion, Joint Security Forces, Medical Element, and the 1st Battalion, 228th Aviation Regiment. Our Force executes operational missions on a daily basis, in a very complex operational environment. Although the operational tempo is high in this deployed environment, our Service Members possess the opportunity to travel throughout Central America.

Please take the opportunity to review our Welcome Guide as you make preparations for your new assignment to Soto Cano AB. Like any overseas deployment, there are many details you will need to facilitate a smooth transition. Our Guide contains expansive information about base facilities, the unit you may be assigned to, administrative details, and the history of JTF-Bravo. Don't hesitate to ask questions about your upcoming deployment. We will ensure you receive a response quickly to make this transition as simple as possible. We look forward to incorporating you as a valued member of our joint team as you both transition to our unit and quickly integrate into our operations.

Once again, welcome you to Joint Task Force-Bravo, we look forward to seeing you as a member of the team. "One Team, One Fight!"

Sincerely,

Table of Contents

SECTION I

Requirements and Preparations for Arrival	Page 4
---	--------

SECTION II

Arrival in Honduras and In-processing Information	Page 7
---	--------

SECTION III

Historical Timeline	Page 10
---------------------------	---------

SECTION IV

Major Subordinate Commands	Page 11
Army Support Activity	Page 13

SECTION V

Basic Guidelines for Life at Soto Cano	Page 17
--	---------

SECTION VI

Welcome to Honduras	Page 21
---------------------------	---------



WELCOME

Welcome to Joint Task Force-Bravo and congratulations on your new assignment!

Who we are:

Located at Soto Cano Air Base, Honduras, JTF-Bravo organizes multilateral exercises and supports, in cooperation with our partner nations, counter transnational organized crime, humanitarian assistance/disaster relief, and building partner capacities to promote regional cooperation and security in the Caribbean, Central America, and South America.

What we do:


Conduct and support joint operations, actions, and activities throughout the joint operations area, maintaining a forward presence in order to enhance regional security, stability, and cooperation.

Our Motto:

“Progress through unity.”

Prior to Arrival

Before you arrive you will need to take care of a few items. You will also need to be in contact with your sponsor and/or unit to make sure you meet all the requirements for entrance to Honduras and for your in-processing.



Requirements and Preparations for Arrival

Passport and Clearances

An official no-fee passport is required to enter Honduras for permanent change of station and temporary duty of 30 days or more.

Personnel traveling to Honduras in TDY status for 29 days or less may enter the country with a valid identification card and travel orders in accordance with the Foreign Clearance Guide (<https://www.fcp.pentagon.mil/fcg>).

All personnel are encouraged to initiate a passport upon assignment notification. The Honduran Government, through coordination with the JTF-Bravo liaison at the U.S. Embassy, will allow personnel to enter the country for up to 90 days if the passport is delayed. Contact JTF-Bravo J-1 for assistance with passport issues (see directorate). Additionally, all personnel need to obtain Theater and Country Clearances through the Aircraft and Personnel Automated Clearance System (APACS) prior to arrival (see SOUTHCOM and Service-specific Reporting Instructions for additional information).



Medical Records

You must hand carry your records to Soto Cano Air Base (according to AR 40- 66 paragraphs 5-26, 27) as they are required to in-process by MEDEL.

Immunizations

The following immunization must be valid for the duration of assignment: annual Influenza, Hepatitis A (two shot series with the second shot six months after the first), Hepatitis B (required for medical personnel, recommended for non-medical), MMR, Polio, Tetanus/Diphtheria, Typhoid and *Yellow Fever*. Negative HIV results must be recorded within six months of assignment as well as recorded results of the Purified Protein Derivative (PPD) tests for tuberculosis.

Medications

All personnel must take anti-malaria medications while at Soto Cano Air Base and should receive sufficient supply to cover their entire length of stay plus an additional 42 days. Pay attention to the directions for the particular anti-malaria medicine you are prescribed as most require you to begin taking them prior to arrival.

Since the pharmacy's availability of medications cannot be guaranteed due to supply limitations, personnel with chronic medication needs should bring sufficient quantities to cover the entire length of their stay. All personnel must enroll in the TRICARE Mail Order Pharmacy (<http://express-scripts.com/TRICARE>) and will receive needed medications through the mail.

Flight Status Personnel

Bring a copy of your current DA Form 4186 (Up-slip). Ensure you have a current completed flight physical in AERO with your flight surgeon before departing for Honduras. Any needed waivers must be completed prior to your departure as medical resources are limited and may require you to return CONUS permanently if not completed.

Administrative Requirements

- Passport
- Theater and Country Clearance
- Power of Attorney
- Immunization Record
- Government Travel Card
- Medical and Dental Records
- SGLI Option Form
- Record of Emergency Data
- ID card (CAC)
- ID tags (2 sets)
- 10 copies of orders
- Copy of last performance evaluation
- Weapons Qualification Scorecard
- Physical Fitness Test Scorecard
- Valid Drivers License. NOTE: DL must be current to drive off post. Members with an expired DL accompanied by a Military Expiration Endorsement from their issuing state will only be authorized to drive on post
- Copy of Defensive Driving Certificate
- DTS Account
- Human Rights Certificate
- Anti-terrorism Level 1 Certificate
- SERE 100
- Isolated Personnel Report (ISOPREP)

Army Personnel

- ORB/ERB
- Certificate of Clearance (JPAS)
- Last OER/NCOER

Air Force Personnel

- OJT Records (E-6 and below)
- Weight Management Case File
- Family Support Record / Care Plan



Medical Element Personnel

Doctors, dentists, physicians assistants and nurse anesthetists need to fax a copy of their transfer brief, delineation of privileges, current license, MD/DO/DDS/PA/RN/CRNA diploma and any special diplomas to the Medical Element credentials section at DSN 449-4376 or email Juana Torres (juana.e.torres.fn@mail.mil) no later than 60 days prior to arrival. The Honduran Ministry of Health requires these documents to grant provider privileges. If you have questions, contact DSN 449-4165.

You should also bring:

- CPR/BLS/ACLS/PALS/ATLS certifications
- EMT certification
- LPN license

Required Equipment:

- NWU/ABU/ACU/A2CU (3x)
- Patrol Cap
- Boot socks
- Class A/B with rank (PCS)
- Class B with rank (TDY)
- Mess dress (CDRs/DIRs)
- Physical training uniform (2x)
- Civilian clothes
- Personal hygiene items
- Shaving kit
- Bath towels
- Shower shoes
- Wash cloths
- Watch/alarm clock

Some of these items can be purchased at BX/PX on base

Contact Information

Phone: The country code for Honduras is 504. If calling from the United States, commercial dial 011 504 2713-5123 + extension number, or dial direct via DSN at (312) 449 + extension number.

World Wide Web: Access the JTF-Bravo website <http://www.jtfb.southcom.mil/> for additional command information and stories on JTF-Bravo.

The website also contains useful information and policies, as well as information for family members.

Like us on Facebook as Joint Task Force-Bravo (Government Organization) and follow our official Twitter and Instagram accounts @jtfbbravo for the latest and greatest on all activities happening on and off Soto Cano AB.

All activity photos will go on our Flickr page which you may find at:

<https://www.flickr.com/>



DIRECTORATE

DSN 449 - XXXX

- Command Group / SJS 449– 4177
- J1 Personnel and Manpower 449 - 4114
- J2 Intelligence 449– 4120
- J3 Operations 449 - 4413
- J4 Logistics 449-5076
- J6 Communications 449-4922
- J8 Budget / Contracting 449-4769
- J9 Civil Military Operations 449-4151
- S1 JEB/1-228th 449-4280 / 6471
- Joint Security Forces 449-4170
- 612th Air Base Squadron 449-6717
- Army Support Activity 449-6237

For additional questions please email: southcom.sotocano.jtfb-pao.mbx.jtf-b-public-affairs-office@mail.mil



Arrival in Honduras Must Know Information

Travel and Excess Baggage

All personnel must travel to Honduras, in civilian attire, by U.S. commercial aircraft into Tegucigalpa, the capital city of Honduras. Service members must check their orders for authorized bag and weight limitations, there may be job-specific exceptions.

You must remember to make reservations for the shuttle bus from the Airport to Soto Cano through your sponsor. If you have not received confirmation 10 days before your arrival date, call JTFB J1 (see directorate).



Toncontín International Airport



Traditional dancers in Honduras



Ara Macao, National bird of Honduras

Tegucigalpa Airport

Upon arrival into Toncontín International Airport, located in Tegucigalpa, personnel will disembark the aircraft and walk into the immigration area. JTF-Bravo personnel will meet you in baggage claim beyond immigration. You must make sure you go through the official passport line, not the tourist/ Honduran immigration line. Passports will be checked and personnel will be stamped into the country.

Personnel will then proceed to the baggage collection area. Depending on how long immigration takes, the service members' bags may have already been removed from the baggage carousel.

Upon exiting the airport's main entrance, turn right and walk down the sidewalk past the taxis. A white bus is usually parked along the road at the bottom of the hill in the shade for Soto Cano Air Base. A sign in the windshield will indicate it is the shuttle bus to Soto Cano.

Depending on the amount of bags you have, a Honduran local may assist you with carrying them; their tip should be in U.S. dollars. Carrying small bills is a personal choice at your own risk.

The ride from Toncontín International Airport to Soto Cano is approximately two hours. The daily shuttle bus departs from Tegucigalpa between noon and 1400, or after the last arrival. If you are not met and are unable to find the driver at the airport, call the Soto Cano operator at 2713-5123 and ask for the Joint Operations Center (JOC) at extension 449-4149.

Tegucigalpa Safe House

Personnel who don't make the shuttle bus connection will stay overnight at the Safe House in Tegucigalpa, which is run by JTF-Bravo's Embassy Liaison Office.



It is located at Colonia Lomas del Guijarro, called Azteca # 3662. The LNO team can be contacted during duty hours at the U.S. Embassy at DSN 449-4493 or commercial line 2238-5114, extension 4812/3812. After duty hours the LNO OIC can be reached at 9830-5185 and the LNO NCO can be reached at 9830-5186.

The Safe House is not a hotel, it is used to provide authorized individuals a clean and secure facility to remain overnight in Tegucigalpa while in the performance of official duties.

Individuals visiting the Safe House are guests of the JTF-Bravo commander and, as such, will conduct themselves in a manner conducive to good order and discipline.

Service members will follow the guidelines established in JTF-Bravo policy memorandums, leave and pass policy, curfew systems and uniform.



Individuals are responsible for arranging their own transportation and meals. This includes travel to and from the airport. No guests are authorized unless cleared by the LNO and JTF-Bravo's command sergeant major.

Note: Reservations for the Safe House must be sent via fax or email. Only in emergency situations will phone reservations be accepted.

In-Processing

Service members and DOD civilians will need their military/DOD ID card to get onto Soto Cano Air Base. Your unit sponsor will meet you upon arrival and escort you to your quarters.

In-processing activities are mandatory and will not be superseded for any reason. All personnel, regardless of rank, are required to attend the JTF-Bravo newcomer's brief.

Unaccompanied Baggage & Household Goods

Incoming personnel who PCS with personal property shipments need to in-process through the Joint Personnel Property Shipping Office (JPPSO). Personnel must provide their name, building number and phone number as well as a copy of their orders. This information is needed to contact members when their shipment arrives.

JPPSO will contact service members once their shipment arrives to arrange for delivery. Deliveries are usually scheduled for Fridays only.



A JPPSO representative will be present during delivery in case questions arise. If loss or damage occurs to a shipment, members may file a claim with the legal office within 70 days of receipt of shipment. You will need all shipping documentation as well as DD Form 1840.

Prohibited Items

The purchase, possession, carrying or concealment of privately owned firearms is prohibited. The concealment of firearms and ammunition by U.S. military and DOD civilian personnel in the Republic of Honduras is forbidden unless authorized by the JTF-Bravo commander, DOD regulation(s), applicable service regulation(s), or other federal agency regulation(s).

Service members are not authorized to ship privately owned weapons or ammunition to Honduras, regardless of what their orders may say.

Additionally, the possession or use of other weapons such as pellet guns, throwing stars, throwing darts, bows/crossbows, nun-chucks, blow guns, brass knuckles, etc., is prohibited.

If shipped to Soto Cano Air Base, these items and similar items must be turned into the individual's unit Arms Room for storage. Knives with blades longer than five inches will not be carried (openly or concealed) on/off Soto Cano Air Base.

Privately owned vehicles are not allowed for U.S. service members.

Driving a rental vehicle is not authorized without direct approval from the JTF-Bravo commander.

This policy applies to military personnel assigned or attached to JTF-Bravo and those performing duties with or under the command/administrative control of the JTF-Bravo commander.

Finally, service members and DOD civilians are not authorized to bring or possess pets while assigned to Soto Cano Air Base.



Weapons, pets and privately-owned vehicles, or POVs, are not authorized for service members at Soto Cano Air Base.



Honduras and the U.S. : Conducting Missions Since 1965


U.S. and Honduran forces have conducted combined training exercises as early as 1965. In 1983, the Honduran government requested an increase in the size and number of those exercises.

Joint Task Force-Bravo was established in August 1984 to exercise command and control of U.S. forces and exercises in the Republic of Honduras. It is a subordinate command of the U.S. Southern Command.

Before being designated JTF-Bravo in 1984, this task force was known as JTF-11 and then as JTF-Alpha.

A Historical Timeline: Progress Through Unity

- **1982** : Palmerola Air Base is Constructed
- **1983**: JTF-11 is established and later re-designated JTF-Alpha
- **1984**: JTF-Alpha is re-designated as JTF-Bravo with added mission to deter Nicaraguan aggression (2000+ personnel)
- **1992-1994**: Transitional period (1,130 personnel) Bilateral humanitarian and civil assistance operations
- **1995**: Downsizing/Reorganization (710 personnel)
- **1996**: Revised OPORD Central Champs (449 personnel)
- **1997**: Commander in Chief's Theater Engagement plan issued, calling for Soto Cano to serve as strategic gateway to theater
- **1998**: JTF-Bravo provides disaster relief assistance after Hurricane Mitch
- **1999**: 1st Battalion, 228th Aviation Regiment assigned as tenant unit from Panama
- **2000** : 612th Aviation Squadron activation
- **2002**: JTF-Bravo's mission revised to include joint and interagency operations
- **2007**: JTF-Bravo dispatched medical team to Peru in response to severe earthquake
- **2010**: JTF-Bravo supported operation Unified Response in Haiti
- **2014**: JTF-Bravo provided aid to regions in Honduras following tropical storm Hannah and provide assistance for repatriation flights



Entrance to Soto Cano AB in the 1980s



Overview of Soto Cano AB in the 1980s



Joint Task Force-Bravo Supports U.S. Southern Command

Mission

Joint Task Force-Bravo, as guests of our Honduran host-nation partners and the senior representative for USSOUTHCOM at Soto Cano Air Base, conducts and supports joint operations, actions, and activities throughout the joint operations area maintaining a forward presence in order to enhance regional security, stability, and cooperation.

Vision

A premier joint and expeditionary organization committed to being a reliable partner and promoting enduring regional security.

JTF-Bravo supports U.S. interests in Central America through:

- Conducting operations and activities to support law enforcement agencies in Central America.
- Developing cooperative security arrangement and confidence building measures between neighbors that contribute to reduced regional tensions.
- Meeting and coordinating with Ambassadors, Country Teams, Military Group Commanders, Senior Defense Officials and Defense Attachés.
- Exercising combined forces; JTF-Bravo normally supports three to five large exercises annually that are directed by the Chairman of the Joint Chiefs of Staff.

Major Subordinate Commands that Make Up JTF-Bravo

Joint Staff

The staff provides command and control, staff assistance, operational, logistical and administrative support for forces deployed in the geographic area in support of U.S. Southern Command directed operations.

Army Forces Battalion (ARFOR)

The battalion consists of a headquarters and support company and staff. The HSC conducts water purification, fueling and ammunition operations. The battalion includes permanent change of station positions, temporary duty on a 179-day rotation and individual augmentees.

The battalion's mission is to execute sustainment operations for JTF-Bravo within Central America, enabling C-TOC, humanitarian assistance and disaster relief, and building partnership capacity.

1st Battalion, 228th Aviation Regiment

The 1st Battalion, 228th Aviation Regiment's mission is to conduct general support aviation operations in support of JTF-Bravo.

It is a composite battalion with UH-60 Black Hawks, CH-47 Chinooks as well as medical evacuation detachment HH-60 helicopters.



The battalion is capable of deploying and sustaining operations throughout the theater. Typical missions conducted by the battalion include: countering transnational organized crime, humanitarian assistance, disaster relief, air movement of people, equipment and supplies, aero-medical evacuation, and limited search and rescue. In addition to these operational missions, the battalion participates in selected special events and VIP support missions.



Joint Security Forces

The JSF conduct installation security, force protection, and provide security support for personnel recovery, search and rescue, counter transnational organized crime, disaster response, noncombatant evacuation order, and humanitarian/civic assistance in support of JTF-Bravo operations and U.S. Southern Command operations throughout Central America.

612th Air Base Squadron

The 612th Air Base Squadron provides air base support to Joint Task Force-Bravo and 12th Air Force including air traffic control, logistics, base civil engineering, fire department, airfield operations and personnel functions. In addition, the squadron maintains Soto Cano Air Base as the United States' only strategic gateway to CENTAM for SOUTHCOM.

Medical Element (MEDEL)

The Medical Element consists of U.S. Soldiers and civilians, along with Honduran professionals working together to provide a wide range of health care to U.S. service members and support to the people of Central America.

MEDEL provides dental, pharmacy, patient administration, laboratory, veterinarian care for military working dogs, preventive medicine, radiology, emergency medical care, surgery, aviation medicine and physical therapy at its clinic.

MEDEL offers appointments for routine visits 0900-1530 with on-call services after hours, and facilitates TRI-CARE referrals to Tegucigalpa for services that are not provided on base. All service lines are on-call 24 hours a day, 365 days a year, but have limited service outside of normal clinic hours.



ARMY SUPPORT ACTIVITY SERVICES

Army Support Activity is responsible for the Soto Cano Air Base support and falls under the Installation Management Command (IMCOM).



Living Quarters for Soto Cano Service Members

Furnished government quarters are provided for military and DOD civilians on orders to Soto Cano. Lodging consists of temporary quarters, metal dorms, barracks and quads. Quarters are available for all personnel based on rank and availability.

All quarters run on 110 volts, are basic cable and internet ready, and include a DSN phone, DVD player, refrigerator, microwave and furniture.

Service members may reside in temporary quarters until permanent quarters become available. Average wait time is 7-30 days and is based on date of actual arrival on Soto Cano. Your sponsor will make a reservation for your temporary quarters.

Barracks rooms have a twin-size bed only; all others have twin or full-size beds. Service members may obtain local internet and cable services at their own expense. Linen is available for TDY personnel only.

Temporary quarters are wooden buildings of tropical design; a full quarter is 16 feet by 32 feet with screened windows and a tin roof with air conditioner and ceiling fans for cooling.

Metal dorms are for TDY personnel and come in a variety of sizes based on your rank. Temporary quarters and metal dorms have communal latrines, shower and laundry rooms centrally located near the living areas.

Large wet rooms are 226 sq. ft. with a shower, latrine and sink in the room.

Quads are reserved for personnel E7 and above on 12 month tours. The quads come in studio and apartment versions to include a bedroom, bathroom and kitchen.

The new service member barracks consist of 216 1-plus-1 barracks rooms for E1-E5 PCS personnel, managed by the barracks First Sergeant Program for each unit.



Dining Facility

The dining facility offers a great variety of foods on both the main line and the short order line. The menu includes many ethnic meals as well as taco, potato and pasta bars on different days.

Military personnel, DOD civilians, and approved government contractors, official and unofficial guests of the ASA Commander are authorized to use the dining facility.



Dining facility exterior

Rates are as follows:

	Discount Rate	Standard Rate
Breakfast	\$ 2.60	\$ 3.45
Lunch	\$ 4.20	\$ 5.55
Dinner	\$ 3.65	\$ 4.85



Dining facility interior

The meal hours are:

Monday — Friday
Breakfast 0630-0900
Lunch 1130-1330
Dinner is 1700-1900

Weekends and Holidays
Breakfast 0630-0930
Lunch 1130-1330
Dinner 1700-1830

Education Services

The Education Center is committed to improving the readiness of all Service Members by planning and implementing quality educational programs and services.

The education center offers a full range of services to support both personal and professional development. Services include: distance learning, counseling, education financial programs, testing, language proficiency, and computer lab facilities. Additionally, the education center offers English as a Second Language, Rosetta Stone, virtual study and Head Start Spanish course which allows personnel to fully immerse themselves into the Honduran culture. Personnel completing the 40-hour Spanish course receive a certificate of training.



Laundry Service

Army Support Activity also operates an on-base laundry service (at a cost), which includes uniform pressing, dry cleaning and alterations.

The Laundry Shop is located in building K-80.

Weekly Schedule

Monday to Thursday 0730-1700



Base/Post Exchange Services


Soto Cano AAFES Main Exchange is a retail facility offering a variety of merchandise: food, snacks, health and beauty care, cleaning, laundry, bedding, house wares, clothing, sports and outdoor items, and wide variety of electronic products (TVs, sound systems, laptops, DVD Players, IPOD/IPADs, etc.). Class VI items, as well as soft drinks, sports drinks, energy drinks, and flavored waters are also available.

Food services have been offered by the Soto Cano Exchange since 1999 at its current location. The facility was upgraded in August 2012 and now includes a Subway.

Espresso Americano offers cappuccinos and other varieties of hot and cold drinks made with Premium local coffee.

TIGO provides cellular phone services (Telecom Services).

Beauty and Barber Services provide basic services to include manicure, pedicure, and massage service.



The Barber Shop located by the housing office offers military haircuts.

Service members should bring sufficient quantities of uniform items as the BX/PX supply is limited.

Active Duty, National Guard and Reserve personnel, and U.S. civilians meeting special employment criteria with the U.S. government are authorized AAFES complex privileges.

Family members who are visiting Soto Cano or residing in the local area are authorized privileges as well.

Family members of personnel assigned or attached to the U.S. Embassy or U.S. Military Group in Tegucigalpa are authorized access upon presentation of their Embassy Green identification badge and DD Form 1173 or White Commissary Card (indicating approved tax-exempt status).

Military personnel and DOD civilians are authorized to use the U.S. Embassy Exchange.

The BX/PX accepts U.S. currency only.

There are also Honduran vendors not operated/ owned by AAFES or the U.S. Government located on Soto Cano Air Base.

Other services provided are:

- **In-Store Services**
- **Western Union money transfer**
- **Local currency Exchange**
- **Video rental**
- **Postage stamps**
- **Gift cards**
- **Convenience special order**
- **Military Exchange credit card services**
- **Online shopping at**
<https://www.shopmyexchange.com/>



Soto Cano Friendship Chapel

The JTF-Bravo Chapel's mission is to serve as a visible reminder of the Holy, provide for the free exercise of religion, implement the JTF-Bravo commander's vision through the use of our core competencies, and conduct humanitarian assistance and disaster relief.

The facilities are located across the street from the Fire Department. The Chapel Office building is N-55, DSN 449-6844/6845.

The Crossroads Ministry Center is located next to the Chapel in building N-65.

Weekly opportunities include:

Sunday

- 0845 Catholic Confession
- 0915 Catholic Mass
- 1015 Pancake Fellowship (Crossroads)
- 1100 Protestant Worship Service
- 1600 Latter Day Saints Fellowship

Tuesday

- 1200 Lunch and Devotional Crossroads

Wednesday

- 1830 Catholic Fellowship
- 1900 Protestant Bible Study (Chapel Office)

Friday

- 1730 Dinner and a Movie

Saturday

- 1830 Protestant Praise and Worship Team Bible Study/ Rehearsal

Other opportunities:

- 100% confidential and non-reportable counseling
- Spiritual Wellness no matter what your faith group
- Alcohol-free programs
- The JTF-Bravo chaplain serves as the POC for monthly humanitarian outreaches to the villages around Soto Cano AB



BASIC GUIDELINES FOR LIFE AT SOTO CANO

Policy guidelines

- Service regulations governing standards of uniform wear and appearance will be followed.
- JTF-Bravo newcomers should become familiar with Command Policy Letters upon arrival.

JTF-B Standards and Discipline is the JTF-Bravo commander's policy that outlines expectations for individual conduct and behavior while at Soto Cano Air Base. Compliance with this directive is mandatory.

Uniform wear

- The service fatigue (ABU/BDU/ACU/NWU/A2CU) is the duty uniform.
- PCS personnel will bring the service dress uniform. TDY personnel will bring the Class B uniform. MSC Commanders and Directors should bring mess dress uniforms for special occasions.
- Aviators or service members whose duties involve flight operations can wear flight suits.

Civilian Clothing

- Clothing will reflect good taste and decency.
- Attire with sexual or demeaning messages, logos or drawings will not be worn.
- Service members will not wear uniforms off base unless conducting official duty.
- Appearance must create a favorable impression.
- Men must wear shirts with sleeves off base, but collared shirts are not required.
- Wear civilian clothing while traveling on civilian air in the U.S. Southern Command area of responsibility.
- It's advisable to bring work gloves for various volunteer events and work requirements.

General guidelines

- Identification tags must be worn in uniform or while flying.
- Service members will comply with respective service regulations for jewelry, tattoos and piercings.

Pay & Allowances

Military will receive hardship duty pay for location in the amount of \$100 per month. All TDY personnel must be in country for at least 30 days prior to receipt.

Military members with dependents will receive family separation allowance in the amount of \$250 per month.

All personnel should have direct deposit and make necessary allotments required for dependent care and financial obligations prior to arrival.

The Government Travel Card is the medium for travel advances. Members should be issued a GTC prior to departure.

Infrequent travelers (two TDYs or less per year) are not required to have a GTC. The JTF-B Resource Manager, J-8, will re-activate/transfer the GTC upon arrival at Soto Cano Air Base for Army PCS personnel only.



For information on how to get/use an Eagle Cash card, please visit:

https://www.fiscal.treasury.gov/fsservices/gov/pmt/eagleCash/eagleCash_home.htm

Finance

The Finance Office provides check cashing, foreign currency exchange, as well as military pay and travel services.

The Finance Office will cash personal checks up to \$250, and accept all U.S. Treasury Checks, money orders, and travelers' checks. However, third party checks cannot be cashed at the JTF-Bravo Finance Office.

Currency

U.S. dollars are used in most on-base facilities. Although dollars may be accepted at many off-base establishments in the local area, Honduran lempira is preferred.

Base personnel may exchange dollars for Lempira at several locations: the Finance Office, Base Exchange or U.S. Embassy located in Tegucigalpa.

Soto Cano Air Base has ATMs serviced by the PLUS System, Armed Forces Financial Network, American Express Company, Discover and other financial organizations. Honduran ATMs are also available to obtain lempira.

Mail Service

U.S. Postal Services on Soto Cano Air Base include stamps, money orders and package mailing. Only U.S. currency and Eagle Cash Card are accepted for payment. Personnel should have correct change when paying in cash. National Guard and Reserve personnel, DoD civilian personnel and contractors in support of U.S. Armed Forces and DoD activities are authorized APO privileges while assigned to Soto Cano AB.

- PCS personnel will be issued an APO box. TDY personnel will be required to use general delivery.

- Retired U.S. military personnel and their families are authorized APO privileges, but are limited to sending and receiving items weighing less than 16 ounces. Organizations or persons in the U.S. cannot send anything intended for anyone other than the authorized APO box owner.

Mailing Address

(For PCS, Civilians, Retirees)

Name
PSC 1300, Box #
APO, AA 34042

(For TDY)

Name
PSC 1300, Box G.D.
APO, AA 34042



• Legal Office Services

Available services include powers of attorney, wills, legal classes, translations, notary, tax assistance; and claims for lost or damaged personal property. Service members are advised to complete powers of attorney and settle legal matters prior to arrival.

Morale Calls

Each service member assigned or attached to JTF-Bravo is permitted 270 minutes of Morale DSN calls per week. DSN call time is non-transferable from one week to the next and is non-transferable from one person to another. Individual calls cannot last more than 30 minutes each. On weekends and holidays the calls cannot last more than 60 minutes per call, per day.

Military Leave Entitlements

The following guidelines will be used for leave entitlements based on the rate of 2.5 days for each full month of active service.

Honduras does not fall under the Special Leave Accrual (SLA) program and Service Members who are at risk of losing leave during their deployment (FY use-or-lose), should plan on using the leave prior to arriving.

Leave may not be used to shorten a tour (i.e., during the last month of a tour).

Leave is authorized for Army and PCS personnel.

Personnel assigned for:

- 179 days are authorized one-leave period of up to 15 days (Army personnel only)
- 365 days are authorized two leave periods of up to 15 days or one 30-day leave period if mission requirements permit and the request is approved.

Shuttle Bus Service

Shuttle bus service is coordinated through the JTF-B J1 for reservations.

Shuttle bus service is provided to both Comayagua and Tegucigalpa. The shuttle may be used by U.S. military and DOD civilian personnel.

Dependents of U.S. military and DOD civilian personnel may ride the shuttle bus on a space-available basis. Space permitting, other individuals possessing Soto Cano base passes (granted by the JTF-Bravo commander or Honduran base commander) may also use the shuttle bus service.

Passengers may not interfere with the driver or routes by requesting to deviate from designated stops or routes.

COMAYAGUA SHUTTLE BUS

The Base Operations Service Support (BOSS) shuttle bus provides a free bus service between Soto Cano AB and Comayagua from 0500-0200 the following morning.

BOSS contract employees must be given priority consideration between 0530-0830 and from 1600-1800, Monday through Friday.

TEGUCIGALPA SHUTTLE BUS

The Tegucigalpa shuttle bus provides free weekend and holiday service between Soto Cano Air Base and Tegucigalpa malls and hotels.



Morale, Welfare and Recreation

The MWR office provides service members with a wide variety of recreational activities and exotic trips to experience many aspects of Central American culture.

MWR offers terrific programs at hard to beat prices; however, most activities are free and transportation is provided.

For those activities and travel arrangements where there are costs, MWR continually strives to offer the highest quality at the least cost to customers.

Programs offered here:

- Recreation center and library
- Lempira Tours and Travel (Copan Ruins, Roatán, La Ceiba, Utila, Lake Yojoa, other Central American countries)
- Basic scuba certification
- Basketball, racquetball and tennis courts
- Outdoor swimming pool
- Sports fields and quarter-mile running track
- Wood shop
- Hammock shop
- Fitness center
- Sports equipment, 55 bicycles, ice chests and other equipment available for sign out
- Theater
- Free golf passes and golf clubs
- Computers and Wi-Fi



Welcome to Honduras

Background Information

The Republic of Honduras is located at the heart of Central America. It borders the Caribbean Sea (to the North), Guatemala, Nicaragua, and the North Pacific Ocean between El Salvador and Nicaragua (to the South). Honduras has a total area of 112,090 square miles, making it slightly larger than Tennessee.

On the northern part of the country, bordering with the Caribbean Sea, lie the Bay Islands. They are very popular for scuba diving and are known for their massive coral reef barrier, which is the second largest natural reef in the world.

Across the country you may find clear turquoise waters, pristine beaches, lush jungles, breathtaking mountains, and challenging rivers to explore as well as enjoy the history of the country through the Mayan ruins of Copán or colonial cities and towns such as Comayagua.

Honduras has 18 departments and its capital city is Tegucigalpa, located in the department of Francisco Morazán, which is approximately an hour away from the historical city of Comayagua.

The official language is Spanish but English is widely spoken in businesses and it is the main language used in the Bay Islands.

Official currency is the lempira but dollars are accepted in most commercial areas and some parts of the country. **Exchange rate (as of August 2015): L. 21.96 per \$ 1.00**

The climate is sub-tropical in low lands, temperate in mountains. The rainy season is from May to October and the dry season is from November through April.

The estimated population is 8.5 million people.



Basic Do's and Don'ts in Honduras

The Do's

- Respect host nation laws, regulations, customs, traditions and people
- Stay alert while traveling, remain security conscious (review Off-limits areas)
- Greet and shake hands with everyone when introduced or meeting someone
- Use official titles and last names unless told otherwise
- Purchase items on local currency if possible
- Pay the posted price for taxi fares or agree on a price before getting into a taxi
- Be good wingmen, battle buddies and shipmates
- Learn some Spanish

The Don'ts

- Ridicule host nation customs, traditions, standard of living or people
- Visit areas or establishments deemed Off-limits
- Give rides to strangers
- Display arrogance or intimidate host nation civilian populace
- Beckon anyone with the index finger
- Make unauthorized transfer of U.S. currency or merchandise
- Drink tap water on or off-base



- Good day/afternoon/night
- Hello
- Goodbye
- Please
- Thank you
- You are welcome
- Yes/No
- Sorry
- Pleased to meet you
- Where is the bathroom/phone?
- I am a member of the U.S. Armed Forces
- What is your name?
- My name is...
- Help, Police!
- I need help, quick!
- Can you help me?
- Does anyone here speak English?
- I want to go to the American Embassy.
- How much does this cost?
- Thank you for your help.
- How are you?
- Very well, thank you.
- Excuse me.
- Please speak slowly.
- What time is it?
- The menu, please.
- What did you say?
- I am hungry.
- I am thirsty.
- One soda please.
- The bill please.
- Another one please.
- What is happening?
- See you later.
- See you tomorrow.
- I need a taxi.
- Ok.
- Buenos días, buenas tardes/noches
- Hola
- Adiós
- Por favor
- Gracias
- De nada
- Sí/No
- Lo siento.
- Gusto en conocerle.
- ¿Dónde esta el baño/ teléfono?
- Soy miembro de las Fuerzas Armadas de los Estados Unidos
- ¿Cuál es su nombre? / Cómo se llama?
- Mi nombre es ... / Me llamo...
- Ayuda, policía!
- Necesito ayuda, rápido!
- ¿Puede ayudarme?
- ¿Alguien aquí habla ingles?
- Quiero ir a la Embajada de los Estados Unidos
- ¿Cuánto cuesta esto?
- Gracias por su ayuda.
- ¿Como está? / ¿Qué tal?
- Muy bien, gracias.
- Con permiso. / Permiso.
- Hable despacio, por favor.
- ¿Qué hora es?
- El menu por favor.
- ¿Qué dijo?
- Tengo hambre.
- Tengo sed.
- Un refresco por favor.
- La cuenta por favor.
- Otro por favor.
- ¿Qué pasa?
- Hasta luego.
- Hasta mañana.
- Necesito un taxi.
- Cheque.

