

### Military Number Dialing Instructions

<p>To call a military number from a Civilian phone:</p> <p>Barton Barracks 0981-183 +7+ Last 3 (Last 4 for 15XX)</p> <p>Bleidorn Housing Area 0981-183 +7+ Last 3</p> <p>Katterbach, Bismarck, and Shipton Kasernes 09802-83 + Last 4</p> <p>Storck Barracks 09841-83 + Last 4</p>	<p>To call a military number from a military phone:</p> <p>Barton Barracks 468 + Last 4</p> <p>Bleidorn Housing Area 468 + Last 4</p> <p>Katterbach, Bismarck, &amp; Shipton Kasernes 467 + Last 4</p> <p>Storck (Storck Barracks) 467 + Last 4</p> <p>US DSN 312-XXX-XXXX</p>
--	--

### Civilian Exchange Prefixes

To convert a DSN number to a Civilian number,  
dial the Civilian exchange prefix plus the last three or four digits of the DSN number

<p><b>Ansbach</b> 0981-183-XXXX</p> <p>Babenhausen 06073-38-XXX</p> <p>Bamberg 0951-300-XXXX</p> <p>Baumholder 06783-6-XXXX</p> <p>Darmstadt 06151-69-XXXX</p> <p>Garmisch 08821-750-XXXX</p> <p>Grafenwoehr 09641-83-XXXX</p> <p>Heidelberg 06221-57-XXXX</p>	<p>Heidelberg/Hospital 06221-17-XXXX</p> <p>Hohenfels 09472-83-XXXX</p> <p><b>Storck</b> 09841-83-XXXX</p> <p>Kaiserslautern (Kleber) 0631-411-XXXX</p> <p>Kaiserslautern (Pulaski) 0631-3406-XXXX</p> <p><b>Katterbach</b> 09802-83-XXXX</p> <p>Landstuhl 06371-86-XXXX</p> <p>Kapaun Air Station 0631-536-XXXX</p>	<p>Miesau..... 06372-842-XXXX</p> <p>Pirmasens..... 06331-86-XXXX</p> <p>Ramstein (USAFE) 06371-47-XXXX</p> <p>Schweinfurt..... 09721-96-XXXX</p> <p>Sembach..... 06302-67-XXXX</p> <p>Spangdahlem..... 06565-61-XXXX</p> <p>Stuttgart..... 07031-15-XXXX</p> <p>US Consulate Frankfurt 069-7535-0</p> <p>US Consulate Munich 089-2888-0</p>	<p>US Embassy/Berlin 030-2385-174</p> <p>Vogelweh/Kapaun 0631-536-XXXX</p> <p>Vilseck..... 09662-83-XXXX</p> <p>Wiesbaden..... 0611-4080-XXX</p> <p>Vilseck..... 09662-83-XXXX</p>
--	--	--	--

### Country Codes

<table style="width: 100%; border-collapse: collapse;"> <tr><td>Austria</td><td style="text-align: right;">43</td></tr> <tr><td>Belgium</td><td style="text-align: right;">32</td></tr> <tr><td>Bosnia</td><td style="text-align: right;">387</td></tr> <tr><td>Bulgaria</td><td style="text-align: right;">359</td></tr> <tr><td>Canada</td><td style="text-align: right;">1</td></tr> <tr><td>Croatia</td><td style="text-align: right;">385</td></tr> <tr><td>Czech Republic</td><td style="text-align: right;">420</td></tr> <tr><td>Denmark</td><td style="text-align: right;">45</td></tr> <tr><td>England/UK</td><td style="text-align: right;">44</td></tr> <tr><td>Finland</td><td style="text-align: right;">358</td></tr> <tr><td>France</td><td style="text-align: right;">33</td></tr> <tr><td><b>Germany</b></td><td style="text-align: right;"><b>49</b></td></tr> <tr><td>Greece</td><td style="text-align: right;">30</td></tr> <tr><td>Hungary</td><td style="text-align: right;">36</td></tr> <tr><td>Ireland</td><td style="text-align: right;">353</td></tr> <tr><td>Italy</td><td style="text-align: right;">39</td></tr> <tr><td>Japan</td><td style="text-align: right;">81</td></tr> <tr><td>Kosovo</td><td style="text-align: right;">381</td></tr> <tr><td>Liechtenstein</td><td style="text-align: right;">423</td></tr> <tr><td>Luxembourg</td><td style="text-align: right;">352</td></tr> </table>	Austria	43	Belgium	32	Bosnia	387	Bulgaria	359	Canada	1	Croatia	385	Czech Republic	420	Denmark	45	England/UK	44	Finland	358	France	33	<b>Germany</b>	<b>49</b>	Greece	30	Hungary	36	Ireland	353	Italy	39	Japan	81	Kosovo	381	Liechtenstein	423	Luxembourg	352	<table style="width: 100%; border-collapse: collapse;"> <tr><td>Mexico</td><td style="text-align: right;">52</td></tr> <tr><td>Netherlands</td><td style="text-align: right;">31</td></tr> <tr><td>North Korea</td><td style="text-align: right;">850</td></tr> <tr><td>Norway</td><td style="text-align: right;">47</td></tr> <tr><td>Philippines</td><td style="text-align: right;">63</td></tr> <tr><td>Poland</td><td style="text-align: right;">48</td></tr> <tr><td>Portugal</td><td style="text-align: right;">351</td></tr> <tr><td>Romania</td><td style="text-align: right;">40</td></tr> <tr><td>Russia</td><td style="text-align: right;">7</td></tr> <tr><td>Saudi Arabia</td><td style="text-align: right;">966</td></tr> <tr><td>Serbia</td><td style="text-align: right;">381</td></tr> <tr><td>Slovenia</td><td style="text-align: right;">386</td></tr> <tr><td>South Korea</td><td style="text-align: right;">82</td></tr> <tr><td>Spain</td><td style="text-align: right;">34</td></tr> <tr><td>Sweden</td><td style="text-align: right;">46</td></tr> <tr><td>Switzerland</td><td style="text-align: right;">41</td></tr> <tr><td>Thailand</td><td style="text-align: right;">66</td></tr> <tr><td>Turkey</td><td style="text-align: right;">90</td></tr> <tr><td>United States</td><td style="text-align: right;">1</td></tr> </table>	Mexico	52	Netherlands	31	North Korea	850	Norway	47	Philippines	63	Poland	48	Portugal	351	Romania	40	Russia	7	Saudi Arabia	966	Serbia	381	Slovenia	386	South Korea	82	Spain	34	Sweden	46	Switzerland	41	Thailand	66	Turkey	90	United States	1	<p><b>Calling the States from Germany:</b> 001- area code - phone number (example: 001-XXX-XXX-XXXX)</p> <p><b>Calling Germany from the States:</b> 011-49-phone number (drop the 1st 0) (example: 011-49-9802-XXXXXXX)</p> <p><b>International calls within Europe:</b> 00-country code - phone number (example: 00-42-XXXXXXXXXX)</p>
Austria	43																																																																															
Belgium	32																																																																															
Bosnia	387																																																																															
Bulgaria	359																																																																															
Canada	1																																																																															
Croatia	385																																																																															
Czech Republic	420																																																																															
Denmark	45																																																																															
England/UK	44																																																																															
Finland	358																																																																															
France	33																																																																															
<b>Germany</b>	<b>49</b>																																																																															
Greece	30																																																																															
Hungary	36																																																																															
Ireland	353																																																																															
Italy	39																																																																															
Japan	81																																																																															
Kosovo	381																																																																															
Liechtenstein	423																																																																															
Luxembourg	352																																																																															
Mexico	52																																																																															
Netherlands	31																																																																															
North Korea	850																																																																															
Norway	47																																																																															
Philippines	63																																																																															
Poland	48																																																																															
Portugal	351																																																																															
Romania	40																																																																															
Russia	7																																																																															
Saudi Arabia	966																																																																															
Serbia	381																																																																															
Slovenia	386																																																																															
South Korea	82																																																																															
Spain	34																																																																															
Sweden	46																																																																															
Switzerland	41																																																																															
Thailand	66																																																																															
Turkey	90																																																																															
United States	1																																																																															

# Defense Switched Network (DSN) Dialing Instructions and Features Description

**Abbreviated Dial.** This feature permits callers to program up to 10 telephone numbers for three-digit dialing. To use, wait at least 15 seconds for the acknowledgment tone when you program this feature or numbers with more than seven digits.

**Automatic Callback.** If you receive a busy signal when dialing a number served by your switch, this feature makes subsequent attempts for you. A connection will be established as soon as both telephones are idle. While you are waiting, you can make and receive other calls. When your telephone rings for the automatic callback, you must answer within four rings or it will be canceled. When answering a callback, you will first hear a ring-back tone indicating the other telephone is ringing. This feature will not function on an electronic key system when the call originates over a pooled trunk line.

**Busy Station Conference Bridging (Hospitals Only).** Authorized subscribers can enter an unprotected two-party call by executing a "short press" and dialing 137. When a third party calls a busy number within the same switch by executing the "short press" and dialing 137, both parties in the ongoing call will hear two short bursts of tone after which all three parties are connected in a three-party conference. The called party (the busy number) can put his or her original party on hold in the normal manner by executing a "short press." This converts the three-way connection into a hold-toggle arrangement and the called party becomes the toggle master, who can then speak privately with either of the two parties.

**Call Forwarding.** Calls for your number can be forwarded to ring at another number of your choice. When a call is forwarded, your phone will ring briefly as a reminder that the feature is activated. During the time this feature is activated, you will receive a distinctive dial tone (short tones in groups of three), and you can originate calls. Calls being forwarded to an external number (for example, two Telecom or PTT) may be connected to the limited access recorded announcement because of class of service technical restrictions.

**Call Forward-Do Not Disturb.** This feature is similar to regular call forwarding except that the short burst of ringing tone when a call is forwarded is suppressed. With this feature, all calls are immediately forwarded to another telephone that has been designated by the station user. Calls being forwarded outside the DSN system (for example, Telecom or PTT number) may be connected to the limited access recorded announcement because of the class of service or technical restrictions.

**Camp-On.** If you receive a busy signal when calling a station served by your switch, waiting on the line for 15 seconds activates this feature. At this point the called party receives a camp-on tone every 2 seconds advising that you are camped-on. The called party can hang up or activate consultation hold and you will be connected.

**Call Pickup.** This feature allows you to answer a call for another telephone in your call pickup group without leaving your desk. This ability is programmed at the switch.

**Call Transfer.** This feature allows you to transfer a call to another user. There are restrictions on

forwarding calls to an external number.

**Code Blue (Hospitals Only).** Code Blue allows hospital subscribers to access public address and radio paging systems in the case of medical emergencies. Access is provided by dialing 110. Emergency recording equipment for hospitals is connected to emergency room telephone numbers. Code Blue simultaneously records up to eight conversations at a time while providing a low-level recording tone.

**Commercial Call.** A commercial call is a call from a military phone to the host nation's public network.

**Consultation Hold.** This feature allows you to put a call on hold, call another party, and then return to the first call.

**DSN Call.** This call is a connection made by direct dialing over the Defense Switched Network (DSN) between two military telephones in Europe.

**Group Speed Dialing.** This feature allows properly class marked subscribers to be assigned to a speed dialing group having access to up to 100 pre-assigned numbers (destinations). The subscriber dials 19 and a digit code for each pre-assigned number (00-99). Each destination number can be programmed at the telephone exchange to complete the dialing. No toll restriction is applied to destination numbers dialed completely by the switch. Subscribers assigned to a speed dialing group can access any number in the group, regardless of their normal class of service (COS) access. When the user manually completes dialing, the number called must be within the calling party's normal COS access.

**Limited Features.** Some features are limited in quantity. The features are allocated by the telephone control officer.

**Malicious Call Identification.** This feature directs the switch to trace a call and print out connection information at the telephone exchange. Information on malicious calls can be released only through military police channels.

**Operator Call.** The operator can confirm that all trunks are busy, can attempt alternate routing, and can set up conferences with as many as eight members.

**Three-Party Conference.** This feature allows you to put a call on hold, call another party, and then have all parties connected in a three-way conference.

**Two-party Hunt Group (not all locations have this feature).** This feature permits a properly class marked station user to designate another internal number to automatically forward a call if the station is busy or is not answered within a particular number of rings. The second station also can be reached by dialing it directly. Only 223 two-party hunt groups can be assigned at a switch.

## **Recorded Announcements**

The DSN system provides recorded announcements when the number dialed cannot be connected. The various messages explain the reason for non-connection. In addition, the location of the switch where the call cannot be further processed is stated at the end of the recording. If you continually get the same recording suspect there may be a technical problem, report the trouble to the telephone

repair service (119), along with the number dialed, the switch that provided the announcement. The following are some examples of common recordings and the reasons why they are used:

**Isolated Code Announcement.** "Service disruption has prevented the completion of your call. Please wait 30 minutes and try again. In case of an emergency, call your operator. This is a recording, Bamberg." This announcement is activated when the equipment required for the call is either in maintenance status or is in permanent seizure because the user did not hang up the handset.









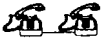

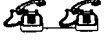


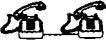





















**Limited Access Announcement.** "Your call cannot be completed. The destination you have dialed is temporarily protected from receiving calls. In case of an emergency, please call your operator. This is a recording, Mannheim." This message is activated when a routine call reaches a number that has been call forwarded to a number external to the switch and forwarding of the call is not permitted by network design considerations. In the case of a precedence call, the call is routed to an operator instead of the announcement.

**Unauthorized Capability Announcement.** "The number you have dialed exceeds your telephone line authorized classmarked capability. Please consult you directory or ask your operator for assistance. This is a recording, Wuerzburg." This announcement is activated if a subscriber tries to exceed the class of service calling capability (for example by exceeding network access limits or commercial calling limits). This announcement will not be used for attempts to activate unassigned features. These attempts will be directed to the negative acknowledgment tone.









**Vacant Code Announcement.** "Your call cannot be completed as dialed. Please consult your directory and call again or ask your operator for assistance. This is a recording, Heidelberg." If an unassigned number is dialed, in the case of an incoming precedence call under the above conditions, the announcement will not be activated and the call will be routed to the operator.

# Users Guide

## Dialing Instructions for Defense Switched Network (DSN)

Features	Procedures		(Legend Below)			
DSN Call	 Listen For	_____	 dial	Europe 10-Digit Number	CONUS/Global Numbers	7-Digit
Telekom / PTT	 Listen For	_____	 dial	99	Listen For	_____  Telekom / PTT Number
Operator *	Listen For	_____	 dial	0		
Call Transfer	Screened 	↓ Listen For	_____	 dial	2d Party Number	 
	Unscreened 	↓ Listen For	_____	 dial	2d Party Number	 Announce Caller
Three-Party Conference		↓ Listen For	_____	 dial	3d Party Number	 ↓ All Parties Connected
Consultation Hold		↓ Listen For	_____	 dial	Consult Number	Have Consulted Number Hang Up
Camp-On Within Own Switch			Wait 15 Seconds	Busy Changes To Ring	Called Party Gets Tone On Line	
Automatic Callback Within Own Switch	Use 		↓ Listen For	_____	 dial	161 Listen For  
	Cancel 	Listen For	_____	 dial	162 Listen For	   Or Don't Answer Callback
Call Pick-up *		Phone In Group Rings		Listen For	_____	 dial 10
Preset Conference *		Listen For	 dial	150 plus 1 or 2 or 3		

## Legend

↓	Short Press --- Use the short press by depressing the receiver button the length of time it takes to say "thousand" (1/2 to 1 second). If the short press is less than 1/8th second, the switch will not recognize it. If it is longer than one second, you will be disconnected.		Handset is placed in the cradle.
	Positive Acknowledgment Tone is a wavering continuous tone indicating the feature was successfully activated.		Handset is lifted from the cradle.
	Negative Acknowledgment Tone is a rapid interrupted tone indicating the feature you were trying to activate is not assigned. Check your procedure or call the DSN trouble number (119).	_____	Dial tone is a continuous tone indicating you may dial your call.
	Busy Tone --- One tone or beep each second indicates the number you are calling is busy. Two tones or beeps each second indicate all circuits to the location you are calling are busy.		A ringing telephone or a ring you hear in your handset.
			The switch has connected you to another subscriber or you are in a conversation.
			Special dial tone to indicate your calls are being forwarded.

# Users Guide

## Dialing Instructions for Defense Switched Network (DSN)

Features	Procedures		(Legend Below)				
Abbreviated Dial *	Program Number	Listen For  dial 17	Single Digit 0-9	2d Party Number	Listen For		
	Use	Listen For  dial 18	Single Digit 0-9				
Group Speed Dialing *	Standard	Listen For  dial 19	2d Party Two Digit Code				
	Manual Completion	Listen For  dial 19	2d Party Two Digit Code	Listen For			Remaining Digits
Cancel All	Listen For  dial 149						
Call Forwarding-Do Not Disturb*	Activate	Listen For  dial 140	Listen For				
	Cancel	Listen For  dial 141	Listen For				
Code Blue * (Hospitals Only)	Manual Page	Listen For  dial 110					Code blue alarm
	Direct Page	Listen For  dial 110					Code blue alarm

## Legend

- Short Press --- Use the short press by depressing the receiver button the length of time it takes to say "thousand" (1/2 to 1 second). If the short press is less than 1/8th second, the switch will not recognize it. If it is longer than one second, you will be disconnected.
- Positive Acknowledgment Tone is a wavering continuous tone indicating the feature was successfully activated.
- Negative Acknowledgment Tone is a rapid interrupted tone indicating the feature you were trying to activate is not assigned. Check your procedure or call the DSN trouble number (119).
- Busy Tone --- One tone or beep each second indicates the number you are calling is busy. Two tones or beeps each second indicate all circuits to the location you are calling are busy.
- Handset is placed in the cradle.
- Handset is lifted from the cradle.
- Dial tone is a continuous tone indicating you may dial your call.
- A ringing telephone or a ring you hear in your handset.
- The switch has connected you to another subscriber or you are in a conversation.
- Special dial tone to indicate your calls are being forwarded.

\* Selected users only and limited features.