



DSF Support Administration

Overview of New UI for DSF
Account, Role, Routing
Administration Functions

Overview

8/29/2016

DSF PMO & DSF Team



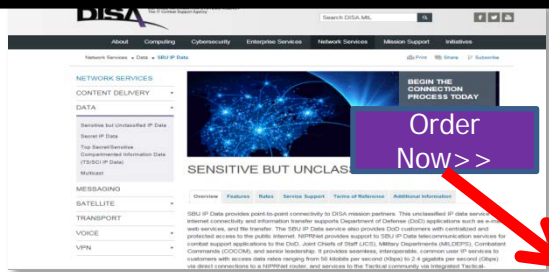
Summary of Changes

- **DISA Direct Support Administration Functions used by DSF and TIBI updated to align with DISA.MIL style**
- **New Pages were developed to support further consolidation with existing DISA Storefront architecture following DDOE Sunset.**
- **New Pages and SSO redirections to be deployed 06 SEP 2016**
- **Supporting Administrative Functions include:**
 - **Registration Page to create new accounts and request roles**
 - **Login Page (SSO UI and continued SSO service in support of TIBI)**
 - **Manage Accounts to view and update users account and contact information**
 - **Manage Roles – RO, TRAO, LAFO approval functions**
 - **Manage Routing – RLO, DRLO create and maintain routing offices, lists, matrices**
- **Post DDOE Sunset, most Information formerly provided via DISA Direct Welcome Page, will be provided by DISA.Mil, or move into DISA Storefront as appropriate**
- **Users will continue to have access to DISA Direct Welcome Page, DDOE until Sunset is complete**



Current Navigation Options

DISA.mil



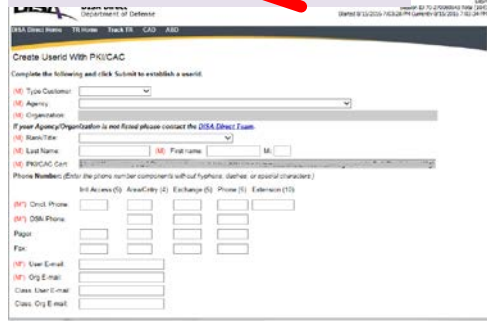
General Unauthenticated Access from DISA.Mil Network services, DD Welcome Page or bookmarks

Users with existing Bookmarks, TIBI and DSF Single Sign-on (SSO) redirect point to the DISA Direct Login Page

DISA Direct Welcome Page



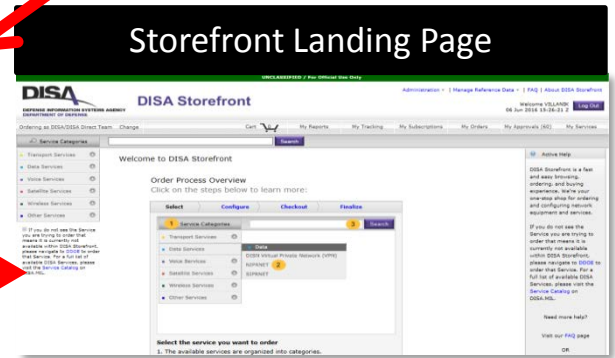
If need to create a new account from here or from TIBI link



DISA Direct Login Page



Storefront Landing Page



Note: Login from TIBI redirects to TIBI



New Navigation Options

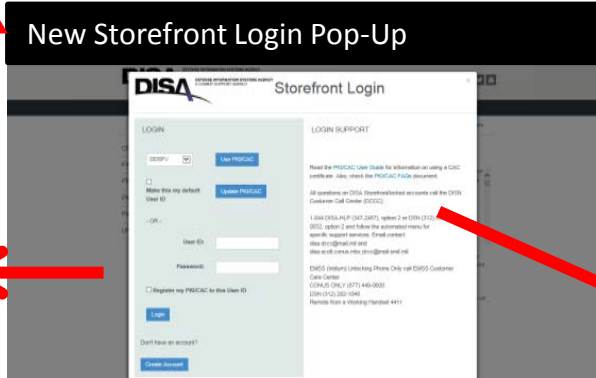
DISA.mil



Users with existing bookmarks to DISA Direct Welcome Page should add new links to Storefront Landing Page, TIBI or DISA.mil Pages, depending on their preference. The Basic Landing page may be used as well.

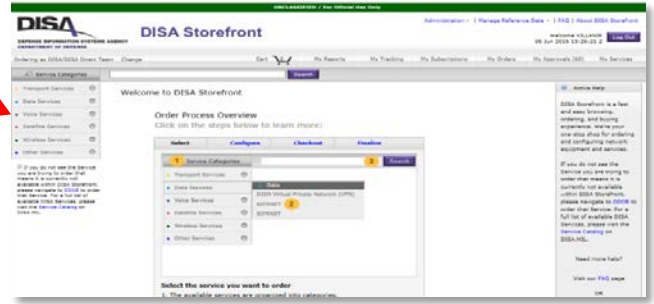
TIBI and DSF SSO redirect will point to the new Login Page – same basic functions available

New Storefront Login Pop-Up

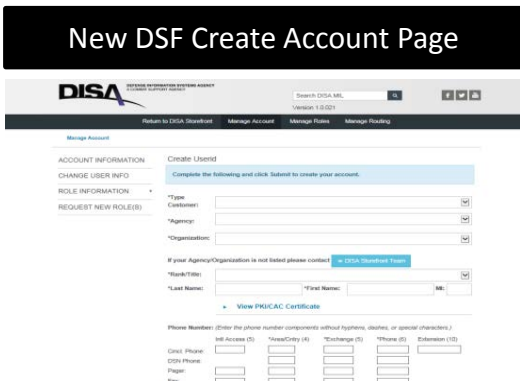


Existing Storefront Landing Page

https://ddsfs.disadirect.disa.mil/kinetic/DisplayPage?name=DDSF_Home



New DSF Create Account Page



New: ARO role automatically requested with new Create Account Request. Once ARO role or other requested roles are approved, then user can login to DDSF

Note: Login from TIBI will redirect to TIBI



DSF Landing Page – TIBI and Manage... Links

From within DSF Ordering system, under the “Administration” drop down, there are links to:

- TIBI
- Manage Account
- Manage Roles* (TRAO, RO, LAFO)
- Manage Routing* (RLO)

* Note: “Manage Roles” and “Manage Routing” will only be visible and accessible if the user has been assigned the required roles.

Prior to DDOE Sunset, you may continue to access DDOE from this link

The screenshot shows the DISA Storefront interface. At the top, there is a navigation bar with the DISA logo and the text "DISA Storefront". Below the logo, it says "DEFENSE INFORMATION SYSTEMS AGENCY" and "DEPARTMENT OF DEFENSE". The main navigation bar includes links for "Administration", "Manage Reference Data", "FAQ", and "About DISA Storefront". A dropdown menu is open under "Administration", showing links for "Create Blank TSR", "TIBI", "Manage Account", "Manage Roles", and "Manage Routing". The user is logged in as BURKES, and the date is 15 Aug 2016 19:26:08 Z. The main content area displays "Welcome to DISA Storefront" and an "Order Process Overview" with steps: Select, Configure, Checkout, and Finalize. The "Select" step is highlighted, showing "Service Categories" with "Transport" selected and "Dedicated" as a sub-option. A sidebar on the right contains an "Active Help" section with text about the storefront and a link to the "Service Catalog" on DISA.MIL.



New Unauthenticated Storefront Overview Home Page

Major Change from Current DISA Direct Welcome Page – Limited content will be hosted on this unauthenticated page. Provides access to only new account functions, CAC/PKI update or alternative direct Log On. Details on Service Descriptions and DISA rates will be provide on DISA.mil. Details on ordering provided on DISA Storefront after users log in.

What's Hot is feed from DISA.mil source

If not accessing DSF or TIBI via SSO, may create account or log on from this page.

FAQs provide information on creating accounts, handling CAC and PKI issues

New Supporting Admin User Guide replaces "Getting Started" and provide instructions for creating account, requesting roles, and basic DSF overview.

See DSF tutorials for detailed ordering guides

The screenshot shows the DISA Storefront Overview Home Page. The header includes the DISA logo and navigation links: About, computing, cybersecurity, Enterprise Services, Network Services, Mission Support, and Initiatives. The main content area is divided into several sections:

- CREATE ACCOUNT**: Includes a 'Log On' button and links for FAQs, PKI/CAC REGISTRATION, USER GUIDE, and UPDATE PKI/CAC.
- WHAT'S HOT**: A section with a blue background image and text: "New contact information is 1-844-DISA-HELP (347-2427), option 2 and follow the automated menu for specific support services. Email disa.dccc@mail.mil and disa.wcsc.conus.mbx.dccc@mail.mil [Read More](#)
- Storefront Overview**: A section with a blue background image and text: "Welcome to DISA Storefront, DISA's ordering suite of tools for requesting Telecommunication Products and Services. All persons requiring access to DISA Storefront to place orders are required to Create an Account and then utilize the Registration tool to request the appropriate role(s) for access to the various DISA Storefront tools. Our goal with DISA Storefront is to provide our customers with one stop to gather information about the products/services offered by DISA, place orders to acquire these products/services, and perform life-cycle management of these assets. We have several new features, as well as enhancements to existing capabilities, coming in the future, which we believe will further streamline the elements of the provisioning process. To Get Started, create a new account, or if you need assistance, call the 24x7 DISA Customer Call Center (DCCC). [Create a new account.](#)



New Navigation links to Storefront and TIBI

Instead of having to return to a “Welcome Page”, navigation links within new UI menu bar provide direct links to:

- DISA Storefront via “Order Now”
- TIBI

When log in from the Storefront Overview Page, you will be directed to the Manage Account Page,

Similar to the current DISA Direct, the Menu bar also provides quick access to the various Administration Functions

From the Manage Account Menu, you can view or update your account contact information, request roles and PDC access

The screenshot shows the DISA Manage Account page. At the top, there is a navigation bar with links for Order Now, TIBI, Manage Account, Manage Roles, and Manage Routing. Below the navigation bar, the page content is divided into two columns. The left column contains a list of account management options: ACCOUNT INFORMATION, CHANGE USER INFO, ROLE INFORMATION (with a dropdown arrow), REQUEST NEW ROLE(S), and MODIFY PDCS (with a dropdown arrow). The right column features a large image of a modern building with an American flag and a DISA sign. At the bottom of the page, there is a footer with links for About DISA, Services, and Careers at DISA, along with the DISA logo and the text "Defense Information Systems Agency".



Duel Ops – Supporting DDOE until DDOE Sunset Complete in October

Users requiring access to DDOE, TrackTR or Queries will still have access to existing DDOE pages/links

Must login from this page for DDOE, Query or Track TR access.

May continue to use existing Registration and Routing pages – Both old and new pages access and update the same entries

May still access DISA Storefront or TIBI from existing links.

NOTE: you will be re-directed to the new log on pages, even if you were already logged into DDOE via old Login

Notices about remaining Sunset actions and Support Admin function updates here

The screenshot shows the DISA Direct Home Page with a prominent 'DDOE Sunset News' section. The page is titled 'DISA Direct Home Page' and includes navigation links for Home, Track TR, CAD, and ASD. The main content area is divided into three columns: 'Latest News - 08 AUG 2016', 'Key Dates and Actions', and 'More Info'.

Latest News - 08 AUG 2016
 DDOE Sunset extended until October to support critical Fiscal year end Curtail actions!
 Target full transition to DSF by Mid-October 2016.
 Phase 1: Mobility DDOE (CMUC and Wireless Devices & Services) (COMPLETE)
 Phase 2: COMBATLOG GENR, DESR, DSN, Ryan Only (COMPLETE)
 Phase 3: CBL, EMSS, Netexa (COMPLETE)
 Phase 4: CSSS (IN PROGRESS Complete August 31 - compressed, one week only migration)
 Phase 5: Declassified, SRPL, NRP, Backbone (MOVED from Phase 4, Now starting August 29)
 Phase 5a: VPN
 CSSS and INMARSAT Orders: No new orders in DDOE for any actions. All in-process orders must complete final approval by Monday, Aug 15.
 VPN: Note that due to the need to strictly control VPN ID assignments and connections, VPN will NOT operate in dual-ops between DDOE and DSF. Therefore, VPN ordering will entail a one-time reduction of all VPN ordering capacity from DDOE to DSF.

Key Dates and Actions
 PHASE 3 - CBL, EMSS, Netexa
 25 JUL 16 - Phase 3 Orders available in DSF, Phase 3 (COMPLETE)
 26 AUG 16 - Following this period migration completed 25 JUL 16, some additional orders were identified that required migration or import status corrections. Contact DDOE to open a TT if you encounter any additional user-facing order issues.
 PHASE 4 - CSSS and Convergence of DDOE INMARSAT orders to DSF
 17 AUG 16 - CSSS and INMARSAT STARTS disabled in DDOE. Any old STARTS still in DRAFT/REJECTED also deleted.
 18 AUG 16 - CSSS and INMARSAT All Order actions disable and all remaining DRAFT/REJECTED orders deleted.
 19 AUG 16 - All Order Actions MUST be approved by 1700 EDT. After that time, all remaining CSSS or INMARSAT DRAFT, REJECTED or PENDING orders will be deleted.
 23 AUG 16 - All APPROVED CSSS AERO and ROAM orders and INMARSAT available in DSF.
 DSF Import tool available to import INMARSAT orders as CSSS Maritime, BSTA or SOCOM.
 23 AUG 16 - All Phase 4 Orders available in DSF, Phase 4 Complete
 PHASE 5 - Declassified, SRPL, NRP, Backbone
 19 AUG 16 - Declassified, SRPL, NRP, and Backbone STARTS disabled in DDOE. Any old STARTS still in DRAFT/REJECTED also deleted.
 30 OCT 16 - All Order Actions disabled and all remaining DRAFTS deleted.
 19 OCT 16 - All APPROVED, Declassified, SRPL, NRP, and Backbone orders approved as of 03 OCT 16 available in DSF.
 18 OCT 16 - All remaining Approval/Clerys completed, any remaining draft/pending orders deleted.
 17 OCT 16 - All Phase 5 Orders available in DSF, Phase 5 Complete
 PHASE 5a - VPN: Timeline to migrate all VPN orders into DSF still being discussed to minimize downtime needed for the migration.

More Info
 DDOE Sunset Page regarding DDOE Sunset and transition to DSF
 Order migration process overview
 My Tracking Order Import Walk Through
 Links to previous announcements

Member Mail
 •• 22 Jul 16 - TIBI Users - In an effort to standardize data element naming conventions within DISA applications, TIBI has been updated to provide the following changes and addition: Effective Date is now Date Signed; Discontinuation Date is now Discontinue Date; Expiration Date is now Ultimate Expiration Date; and Service Date has been added as a new date element. If you have any questions, contact TIBI customer support for your agency.
 •• 22 Jun 16 - ATTENTION (EMSS CLIENTS/EMSS Global Data Broadcast (GDB) orders can now be submitted through DISA Direct storefront. There are three types of orders: 1) Activate a GDB Device, 2) Create a GDB Service, and 3) Subscribe a GDB Device to a GDB Service. If you have any question, please contact the EMSS PMO at 301-222-2100 or disa.readle.mil.emss-program-office@nat.mil



New Links – Unauthenticated Landing & Login

- **{Unauthenticated} Basic Home Page – Access to Create Account, FAQs for new user account questions and CAC/PKI information, logout/timeout default page from DSF Support Admin pages**
 - <https://www.disadirect.disa.mil:8443/dsf/home>
- **{Unauthenticated} Login Page**
 - <https://www.disadirect.disa.mil:8443/dsf/login>
- **{Unauthenticated} Create Account**
 - https://www.disadirect.disa.mil:8443/dsf/manage_account/createuser
- **{Authenticated} Manage Account**
 - https://www.disadirect.disa.mil:8443/dsf/manage_account/index
- **{Authenticated} Manage Roles**
 - https://www.disadirect.disa.mil:8443/dsf/manage_roles/index
- **{Authenticated} Manage Routing**
 - <https://www.disadirect.disa.mil:8443/dsf/routing/index>
- **{Authenticated} DSF Landing Page – links added to TIBI and Support Admin Functions**
 - https://ddsf.disadirect.disa.mil/kinetic/DisplayPage?name=DDSF_Home

Note: Later in 2016, update to new “disa-storefront.disa.mil” DNS URLs

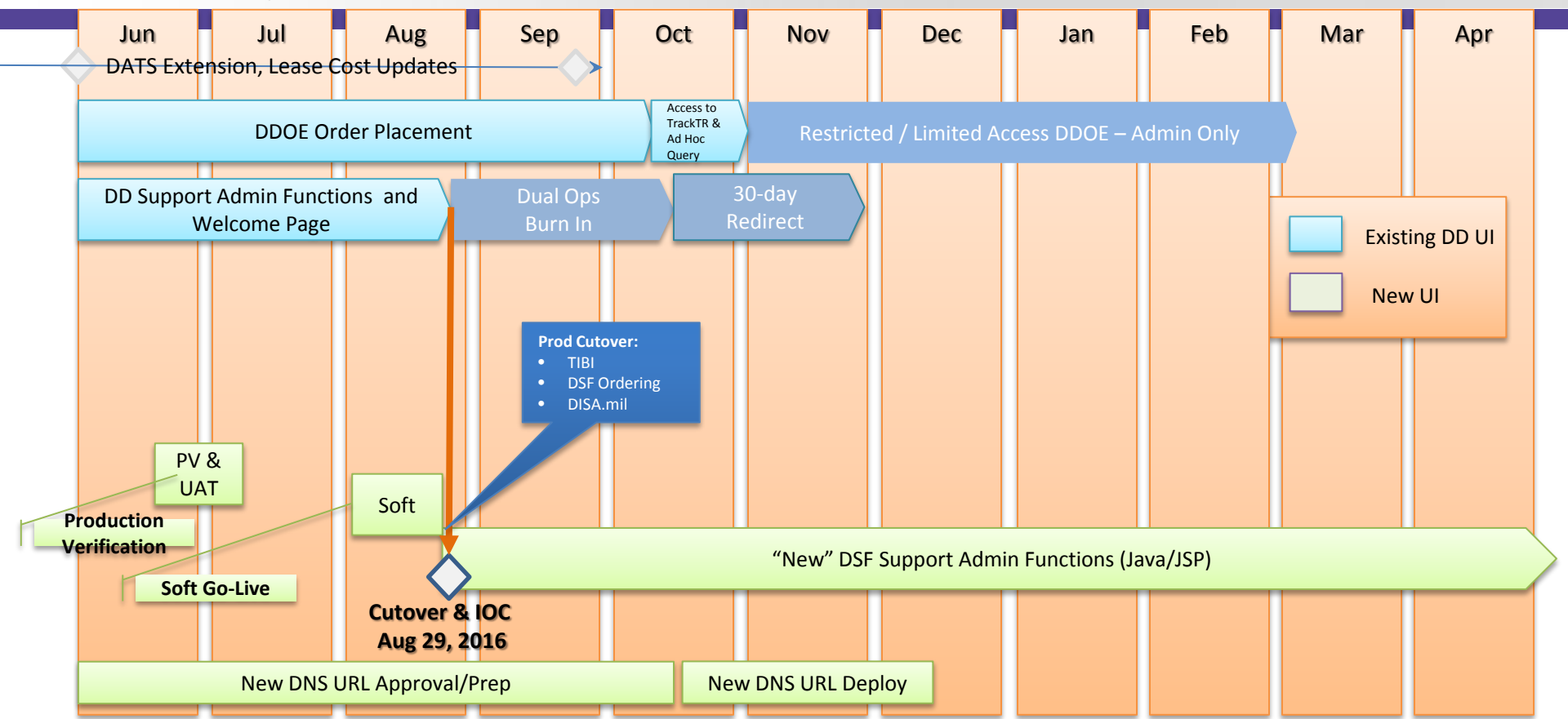


Link Conversions

Description	Access Requirements	Legacy Link	New Link (port 8443 Variant)
Login Page (SSO)	Open to DISNnet & Commercial Internet	https://www.disadirect.disa.mil/products/user/asp/secure/login.asp	https://www.disadirect.disa.mil:8443/dsf/login
Manage Account	CAC Login & Requires Any user with DSF/DD account Roles	https://www.disadirect.disa.mil/products/registration/asp/default.asp or https://www.disadirect.disa.mil/products/routing/asp/RoutingManager.asp	https://www.disadirect.disa.mil:8443/dsf/manage_account
Manage Roles	CAC Login & Required TRAO, RO, LAFO roles Roles	https://www.disadirect.disa.mil/products/registration/asp/default.asp	https://www.disadirect.disa.mil:8443/dsf/manage_roles
Manage Routing	CAC Login & Requires RLO Roles	https://www.disadirect.disa.mil/products/registration/asp/default.asp	https://www.disadirect.disa.mil:8443/dsf/routing
Registration Page / Legacy Landing Page	Open to DISNnet & Commercial Internet	https://www.disadirect.disa.mil/products/asp/welcome.asp	https://www.disadirect.disa.mil:8443/dsf/home



DSF Support Admin – Deployment Plan



Prod Cutover:

- TIBI
- DSF Ordering
- DISA.mil

Legend:

- Existing DD UI
- New UI



DEFENSE INFORMATION SYSTEMS AGENCY
The IT Combat Support Agency

UNITED IN SERVICE TO OUR NATION