



FELLOWS
of the
U.S. Army Research Laboratory
2010

FELLOWS
of the
U.S. Army Research Laboratory
2010

ARL Fellows: A Brief History



Foreword

The Fellows of ARL are among the best and brightest the Army has to offer to support the men and women who put their lives in harm's way everyday in every corner of the world. Their research interests span a wide spectrum of scientific and engineering fields.

Excellence in a research laboratory is dependent, first and foremost, on quality staff. ARL is fortunate to have these world-class individuals. Their work has undoubtedly saved the lives of many American Soldiers throughout the years.

In addition to the excellence in their technical work, we laud the Fellows for their positive influence on the organization.

They are an example of performance to which we can all aspire.


John M. Miller
Director, ARL

In 1989 Brigadier General Malcolm R. O'Neill, U.S. Army Laboratory Command (LABCOM) Commander, and Mr. Richard Vitali, Director of Corporate Laboratories, conceived the idea of an honorary advisory body of senior scientists and engineers, drawn from throughout the command. Patterned after similar organizations, such as the Ballistics Research Laboratory Fellows, which were already in existence in some of the laboratories, the LABCOM Fellowship was to be a semi-independent, peer-elected, self-perpetuating consultative asset to the Commander. The first LABCOM Fellows (charter members) were selected by Vitali jointly with the various LABCOM Technical Directors. This group quickly proved its value, serving as LABCOM's screening panel for technical competitions, such as the Army Science Conference and the Army Research and Development Achievement Awards. The organization also drafted and approved its charter, which codified the purposes of the organization and provided a mechanism for the election of new members.

With establishment of the Army Research Laboratory (ARL) in October 1992, Vitali became the Acting Director. Soon after, he requested that members of the LABCOM Fellows form the nucleus of an ARL fellowship.

Accordingly, the charter of the LABCOM Fellows was adapted to the new organization. It was approved at the first meeting of the ARL Fellows, December 1, 1992. On October 14, 1993, Dr. John Lyons, former Director of the National Institute of Standards and Technology (NIST), became the Director of ARL. Soon after his appointment, he accepted the charter. Under Dr. Lyons' guidance and enthusiastic support, the ARL Fellowship charted an active course. The organization met regularly, rotating its meeting sites among the ARL installations. In 1993, Dr. Lyons initiated the award of an annual stipend (originally in the amount of \$25,000) that each Fellow could use to enhance his/her research capability, provide for literature, cover conference travel and fees, etc.

The first group of nominees to be considered for election to the Fellows was solicited from the Directorate Directors and elected to the Fellowship in 1993. In 1998, by amendment to its charter and at the suggestion of Dr. Lyons, the Fellowship decided to automatically recognize ARL employees who have attained the "super grade" of ST as members.

ARL Fellows: A Brief History *(continued)*

In subsequent years, the ARL Fellows performed a variety of services to ARL at the request of the Director, including evaluations of ARL technical awards, reviewing Director's Research Initiative proposals, organizing special symposia, and chairing directorate promotion panels.

The Fellowship, whenever requested, will participate in reviews of the ARL Technical Program, and will serve on ARL award or promotion panels.

It is important, therefore, that members of the Fellowship not only represent the highest accomplishments in science, mathematics, engineering, and analysis, but also be capable of fulfilling their roles in this active organization.

As stated in the charter, the Fellowship would also like to be representative of ARL as a whole. To this end, the charter sets forth nomination procedures that assure a field of candidates that is representative of the entire laboratory.

Past and present co-chairs of the ARL Fellows are:

- J. Terrence Kloplic and Arthur Ballato (first co-chairs elected in July 1993)
- T. Kevin O'Brien and Carl J. Campagnuolo (April 1994)
- G. Richard Price and Charles Murphy (April 1996)
- James W. McCauley and Ron Pinnick (May 1998)
- Kenneth A. Jones and Jack "John" Rowe (October 2000)
- Bruce J. West and Betsy M. Rice (October 2003)
- Russell S. Harmon and Tomasz Letowski (October 2005 - October 2007)
- Arunachalam "Raj" Rajendran and Ananthram Swami (October 2007 - March 2009)
- Ananthram Swami (March 2009 - present)



Fellows of the U.S. Army Research Laboratory


Name	Page
Jan Andzelm	6
Howard Brandt	8
Kwong-Kit Choi	10
Melanie Cole	12
Dattatraya Dandekar	14
Alan Edelstein	16
Brad Forch	18
Russell Harmon	20
Kenneth Jones	22
T. Richard Jow	24
Shashi Karna	26
Stephen Lee	28
Tomasz Letowski	30
Joseph Mait	32
James McCauley	34
Nasser Nasrabadi	36
Rose Pesce-Rodriguez	38
Ron Pinnick	40
John Powell	42
Peter Reynolds	44
Betsy Rice	46
Brian Sadler	48
Paul Shen	50
Ananthram Swami	52
Don Torrieri	54
Gorden Videen	56
Bruce J. West	58
Michael Wraback	60
ARL Leadership Through the Years	62
Former ARL Fellows	69

Jan Andzelm

Weapons and Materials Research Directorate

410.306.4008

jan.andzelm@us.army.mil



Research Interests

Jan Andzelm's research is focused on developing and applying computational methods to study the properties and chemical processes of macromolecular materials, such as supramolecular complexes, polymers, and biopolymers, that are ubiquitous in Army applications.

Computational characterization of macromolecular materials requires the use of multi-scale methodology efficiently optimized for Army High Performance Supercomputer resources. Dr. Andzelm's expertise lies in multi-scale modeling at the quantum mechanical, atomistic, and mesoscale levels. The chemical reactions and optical properties of molecular systems can be best characterized by quantum mechanical methods such as density functional theory (DFT). The thermodynamic properties of a material, including understanding its response to mechanical or thermal shock, are studied using classical atomistic simulations. The slow processes of polymer self-assembly or the mechanical response of entangled biopolymer systems can only be characterized by exploiting mesoscale approaches.

Dr. Andzelm is interested in materials informatics and inverse design approaches that have the potential to predict a priori the performance of macromolecular systems. This facilitates the rational design of these materials, limiting the costly experimental effort required for their synthesis and evaluation.

Currently, Dr. Andzelm is involved in developing novel DFT quantum mechanical methodology to study nonlinear optical (NLO) properties of molecular systems that can be used in Soldier protective devices. Dr. Andzelm is pursuing unique approaches to build and optimize polymer and biopolymer networks with tunable mechanical damping, and to study mechanical response of macromolecules at high strain rates. He also has an interest in emerging mesoscale techniques to characterize the self-assembly of polymer nanocomposites and elucidate the behavior of glassy polymers.

Biography

Dr. Andzelm received his Ph.D. degree in theoretical chemistry from the University of Warsaw in Poland, where he developed a quantum mechanical method to accurately calculate interactions in small molecules and ionic solids. He subsequently worked as a postdoctoral fellow at the University of Alberta, Canada. From 1984 to 1987, he was a research associate at the University of Montreal, where he worked on DFT, which was a new promising alternative to other quantum chemistry approaches.

Dr. Andzelm was then hired by Cray Research, Inc., a U.S. supercomputer company, to develop a DFT program for chemistry and biochemistry applications. In 1991, he moved to the software company Biosym/Accelrys, where he further extended DFT methodology to study chemical processes in various materials. Dr. Andzelm joined ARL in 2006 as a computational chemist in the Materials Division of ARL's Weapons and Materials Research Directorate, where he is leading efforts to develop and apply multi-scale simulations of macromolecules.

Dr. Andzelm has made a lasting contribution to the development of DFT methodology for chemistry, including more than 100 scientific papers and book contributions with about 6,000 citations, which have generated an h-index of 33.

Dr. Andzelm developed the first DFT program that achieved a speed of 1GFlops on parallel computers and was capable of optimizing electronic and geometrical structures of molecules. He co-organized the first conference on DFT methods in chemistry and was co-editor of the first book on this subject. While working in the software industry, he was awarded National Institute of Standards and Technology (NIST) and National Institutes of Health (NIH) grants to support his research and received several software industry awards. He was also named a Fellow while at Accelrys.

While at ARL, Dr. Andzelm has been awarded the 2009 U.S. Army Research and Development Achievement Award for inverse design of novel NLO materials. Currently, Dr. Andzelm is directing several computational projects interpreting and predicting new phenomena in macromolecules in close collaboration with colleagues who are experimentalists. Dr. Andzelm was named an ARL Fellow in 2010.

Dr. Andzelm has been married for 33 years and has one daughter. He enjoys mountain hiking, reading about world history, and watching science-fiction movies.



Howard Brandt

Sensors and Electron Devices Directorate

301.394.4143

howard.e.brandt@us.army.mil

Research Interests

Howard Brandt has broad research interests in theoretical physics, including quantum field theory, quantum computation, quantum cryptography, quantum optics, general relativity, and non-neutral plasma physics. Most recently, his research has concentrated on quantum information processing, including quantum computing and quantum cryptography. Quantum computing offers the possibility of rendering most classical encryption protocols obsolete. Quantum cryptography enables the possibility of unconditionally secure communications.

Dr. Brandt's current research includes: quantum computer fault tolerant design analyses; quantum circuit analyses for implementation of the Shor factoring algorithm; exploration of possible approaches to quantum pattern recognition; quantum error correction analyses; exploration of quantum stabilizer states; investigation of cavity quantum electrodynamics computing; analyses of positive operator valued measures; differential geometric analyses of quantum computing; quantum decoherence analyses; and exploiting quantum entanglement.

Previous research by Dr. Brandt focused on the development of high-power microwave directed-energy sources. Included in that work were instability analyses of relativistic electron beams, and extensive work on the theory of non-neutral plasmas and electron beam-plasma turbulence.

Biography

Dr. Brandt was born in Emerado, North Dakota, and attended schools in Washington state and Germany. He was a National Sloan Scholar at MIT, where he received his Bachelor of Science degree in physics in 1962. He received his Master of Science degree in physics in 1963, and his Ph.D. degree in physics in 1970 from the University of Washington. His doctoral thesis was a fundamental contribution to quantum electrodynamics.

Prior to joining ARL in 1976, he taught physics and mathematics at Seattle Preparatory School, was a post-doc in general relativity at the University of Maryland, and consulted for the Defense Department in optics, acoustics, and radar.

From 1986 to 1995, he directed three major programs for the Office of Innovative Science and Technology of the Strategic Defense Initiative Organization, involving research on high-power microwave source development, sensors for interactive discrimination, and electromagnetic missiles and directed energy concepts.

He received the Siple Medal, the Hinman Award, and the Ulrich Award from the Department of Army in connection with his pioneering basic research on high-power microwave source development. Dr. Brandt is the inventor of the Turbutron, a high-power millimeter-wave source; co-inventor of a quantum key receiver based on a positive operator valued measure; and inventor of an entangling probe.

He has published many refereed papers on quantum cryptography, quantum decoherence, quantum field theory, general relativity, differential geometry, optics, radiative instability, and plasma physics. He received a major achievement award from ARL for his publications and research on quantum information processing. He also received the ARL 2004 Science Award. In 1998, he was an invited participant in the program on Complexity, Computation, and the Physics of Information, and in 2004, in the program on Quantum Information Science at the Isaac Newton Institute for Mathematical Sciences at the University of Cambridge, United Kingdom (UK).

As principle investigator, he recently concluded a five-year research project on "Exploratory Development of Quantum Information Processors" for a Defense Advanced Research Projects Agency (DARPA) program on Quantum Information Science and Technology, and is performing path-breaking research in quantum computing and quantum cryptography. DARPA is the central research and development organization for the Department of Defense.

His biography is in *Who's Who in America*, *Who's Who in the World*, and *American Men and Women of Science*. He is a member of the American Physical Society, American Mathematical Society, American Optical Society, American Association of Physics Teachers, Mathematical Association of America, Institute of Physics (UK), and the International Society on General Relativity and Gravitation.


Dr. Brandt's outside interests include philosophy, theology, art, and classical music.

Kwong-Kit Choi

Sensors and Electron Devices Directorate

301.394.0495

kwongkit.choi@us.army.mil



Research Interests

Kwong-Kit Choi, who co-invented the quantum well infrared Photodetector (QWIP) at AT&T Bell Laboratories, is the founder of a new infrared technology that is being deployed by the military as the next-generation advanced infrared sensor.

QWIP imagers are also used in civilian applications, such as in anti-oil pollution monitoring (by the Dutch Coast Guard), cancer diagnostics (U.S. and Germany OmniCorder BioScanIR System), and infrared astronomy (U.S. Palmer Hale Telescope).

Dr. Choi currently works to develop more advanced, higher sensitivity, higher resolution, and multi-band imagers.

His research is also funded by NASA to produce large format broadband imagers used to acquire spectral information of the Earth and universe for global warming studies, for environmental protection, and for ground-based and space-borne astronomy.

Dr. Choi's research further advanced the technology. His inventions include the infrared hot-electron transistor for higher sensitivity and faster response time, the multi-color QWIP for temperature sensing, the corrugated-QWIP for broadband detection and polarization-sensitive detection, and the quantum grid infrared photodetector for adaptive hyperspectral imaging and nanoscience research.

Collaborating with Goddard Space Flight Center, he made the first highest-resolution 1024 x 1024 long wavelength QWIP focal plane array camera, and extended thermal imaging to the wavelength of 16.2 microns. He also demonstrated the highest quantum efficiency and the broadest spectral band QWIP cameras to date. As an example, a camera based on corrugated-QWIPs was found to be most sensitive in detecting small targets in a detection contest in 2007. C-QWIP cameras have been deployed by NASA for Mission to Mars study and environmental sensing in Southeast Asia, and are serving missions at the Missile Defense Agency, Navy, and other defense agencies.

Other technical contributions include the invention of four spectroscopy techniques for device and material characterization, and the invention of quantum collector transistors for high-speed digital and analog applications.

Dr. Choi also made significant contributions to fundamental solid-state physics in the area of electron localization, many-body interactions, quantum Hall effects, and material defects.

Biography

Dr. Choi received his Bachelor of Science degree in physics from Hong Kong University in 1979, and Ph.D. in physics from Yale University in 1984. From 1984 to 1986, he worked at Princeton University, and from 1986 to 1987, he worked at AT&T Bell Laboratories. Since 1987, he has been with ARL working on the science and technology related to optoelectronic devices.

He has authored and co-authored 106 refereed journal articles and is sole author of six book chapters; is the author of *The Physics of Quantum Well Infrared Photodetectors*; has been awarded 13 patents; and has given 56 invited talks. His publications have been cited in the open literature more than 2,650 times.


Dr. Choi is the ARL senior research scientist for physical sciences. He is also a Fellow of the American Physical Society, a Fellow of the Institute of Electrical and Electronics Engineers, and is a member of the International Society for Optical Engineering (SPIE). He is an inductee of the NASA Space Technology Hall of Fame.

Melanie Cole

Weapons and Materials Research Directorate

410.306.0747

mel.cole@us.army.mil



Research Interests

Melanie Cole's current research interests are focused on fundamental and applied research in the areas of synthesis, properties, and processing science of thin film electronic materials for use in the next generation of microwave communications devices. Her research focuses on advancing basic science concepts to ascertain the complex relationship among materials, process, and design that affects device performance and reliability, and applying these new discoveries into practical applied science and engineering for microwave device/system applications. Melanie and her research team have developed complex oxide thin film material designs, growth, and processing solutions to enable high Q, temperature stable, enhanced tunability frequency agile devices. These enhanced performance tunable devices are critical components (in test-bed activities) for the Army's first On-The-Move (OTM) electrically scanned phased array antenna, and Joint Tactical Radio System (JTRS) man-portable and embedded radios for dismounted infantry.

From 1990 to 2001, Ms. Cole's research focused on the physics of electronic thin films, process science of advanced semiconductor materials, surface science and interface phenomena, and application of nano-scale characterization techniques to understand thin film interface relationships. Ms. Cole's pioneering research in determining the nature and origin of dry etch-induced surface modifications, and material defects as a function of critical dry etch processing methods and parameters, fostered the development of today's "low-damage/high performance" dry etch methodologies, which are the enabling technologies for advanced microwave and power devices. In collaboration with her research colleagues at Bell Laboratories, Ms. Cole introduced innovative metallization designs and fabrication techniques to enable high performance Ohmic and Schottky contacts for compound semiconductors, such as GaAs, InP, SiC and GaN. Ms. Cole's electronic materials research contributions were crucial for the demonstration of state-of-the-art performance of high speed compound semiconductor electronic devices—High Electron Mobility Transistors (HEMTs), Heterojunction Bipolar Transistors (HBTs), and Metal-Oxide Semiconductor Field-Effect Transistors (MOSFETs). She is widely recognized for her investigation of metal contacts for SiC high temperature and high power electronic devices, whereby this work has had significant impact for both the next generation of military electric guns and hybrid-electric vehicles.

Biography

Melanie Cole is a research physical scientist and Leader of the Active Materials Research Team at ARL's Weapons and Materials Research Directorate (WMRD). She holds a Bachelor of Science and a Master of Science in geology. Melanie's tenure at ARL began in 1988 at the Electronics, Technology and Devices Laboratory, Ft. Monmouth, New Jersey, which later became part of ARL's Sensors and Electron Devices Directorate, where she held positions as research physical scientist and Leader of the Electronics Materials Process Science Team. In 1998, Ms. Cole joined ARL's WMRD, whereby she shifted her technical research thrusts from semiconductor materials research towards the development of complex oxide thin films for frequency agile microwave communications and radar systems.

Ms. Cole has published over 110 refereed journal articles, 125 conference papers, and 213 conference presentations; holds 10 U.S. Patents; and has authored three book chapters. Her publications have been cited over 2,000 times. Ms. Cole has received four Army Research and Development Achievement Awards (1992, 1996, 2005, 2007) and seven Director's Research Initiative (DRI) awards, and was the recipient of the 2008 Society of Women Engineers (SWE) Lifetime Achievement Award for Lifetime Achievements and Sustained Contributions to the Field of Engineering, whereby SWE credited her "for pioneering research contributions, experimental creativity and innovation in developing a fundamental understanding of the complex relationships between the structures, processing, and properties in thin film electronic materials." Ms. Cole is a member of the Electrochemical Society, the American Ceramics Society, and the Mexican Academy of Science. Melanie holds an adjunct research position in applied physics at Caltech and is on the editorial boards of three technical journals. She has developed a stable "Mission and Customer Funding-Base" for electronic materials research and holds a sustained record for technology transition via intellectual property, Small Business Innovation Research/Small Business Technology Transfer (SBIR/STTR), and ManTech Programs.

Ms. Cole is an avid patron of the arts; as a native New Mexican, she sustains her cultural heritage as a collector of Mexican, Navajo, Hopi, and Acoma art. She is also an accomplished artist, having created oil and watercolor paintings. Ms. Cole enjoys Latin dancing, Balanchine ballet, Spanish guitar, and hard rock music. She loves tennis, biking, hiking, skating, and weightlifting. Most of all, she enjoys quality time with her husband, Bob, and their daughter, Alexandria, and all their pets; five cats, a dog, two rats, and a horse.



Dattatraya Dandekar

Weapons and Materials Research Directorate

410.278.4280

datta.dandekar@us.army.mil

Research Interests

Dattatraya Dandekar's interests as a research physicist include: elastic constants of solids at hydrostatic high pressures and temperatures; response of solids under single and repeated shock wave propagation; stability of pore/voids under high pressure; dispersion of sound waves in composites; shear and spall/tensile strength of solids; phase transformations; equation of state; low temperature calorimetry; sound speed in porous material; dielectric constants of porous solids; and compaction of powders for material synthesis. He studies metals, alloys, ceramics, glass, polymers, metal matrix and polymer matrix composites, and plasticized polymers.

Through dynamic mechanical testing, Dr. Dandekar determines and quantifies the role of elastic and inelastic deformations under shock wave compression, release, and tension on the generation of defects; characterizing resulting failure of materials; and discovering possible means of avoiding the failure. This work also provides material parameters used in the modeling of material.

In addition, he uses complex, novel, non-standard experiments providing results that test the generality of material models.

In early 1991, Dr. Dandekar was instrumental in developing a four-beam velocity interferometer, quadruplicating shock response of a material from a single shock wave experiment. His work also led to a better understanding of how shock waves propagate through a transparent material at four different thicknesses simultaneously, and measured the change in refractive index of a transparent material under shock compression only, under compression and release, under total release and under tension, under shock wave loading.

Biography

Dr. Dandekar received a Bachelor of Science in 1954 from Banaras Hindu University and an Master of Science in statistics in 1956 from Patna University in India. He earned master's diploma in demography in 1961 from the Demographic Research Center in Bombay.

He also earned an Master of Science in 1965 and a Ph.D. in 1967 in geophysics from the University of Chicago.

After a post-doc in materials science at Cornell University from 1967-68, he joined the physics department at Washington State University as an assistant professor and assistant physicist. During 1969, he was a research associate at the University of Chicago and performed in situ high-pressure x-ray diffraction measurements to detect phase transformation in cadmium carbonate. In 1973, he was a chemist at Lawrence Livermore National Laboratory, where he reviewed elasticwave velocity measurements on rocks and minerals at high pressures.

Also in 1973, he began working at an ARL predecessor, researching shock waves in condensed matter. In 1982, as a visiting professor in civil engineering at North Carolina State University, he helped set up a shock wave facility and taught a graduate course in shock wave interactions in condensed matter.

He also worked at the Ernst Mach Institute, Freiburg, Germany, in 1994, and at the Cavendish Laboratory, Cambridge, and at the Royal Military College of Science, Shrivvenham, from 2001 to 2002.

In 2006, as an ARL visiting scientist, he taught probability and statistics at the United States Military Academy.

Dr. Dandekar has published 131 research papers in journals, books, and conference proceedings.

In 1990, he served on the National Science Foundation Science review panel. More recently, he received the Paul A. Siple Memorial Award as co-author of the best paper at the 25th Army Science Conference.

He was elected a member of Sigma Xi in 1966, an ARL Fellow in 1994, a Fellow of the American Physical Society in 2001, and to Pi Mu Epsilon, National Honorary Mathematics Society in 2006. He is a member of the American Geophysical Union.

In 1998, he was elected vice-chair of the American Physical Society topical group on shock compression of condensed matter, chair-elect in 1999, and chair in 2000. He also chaired the awards committee from 1993 to 1995, and in 1997, chaired the biennial international APS conference on shock compression of condensed matter and co-edited the proceedings.


He has served as an external examiner for doctoral and master's candidates at the Universities of Maryland, Texas, Delaware, and Dayton, and the Georgia Institute of Technology.

Alan Edelstein

Sensors and Electron Devices Directorate

301.394.2162

alan.edelstein@us.army.mil



Research Interests

Most of Alan Edelstein's research interests have focused on studying magnetic moment formation and on magnetic sensors. Early in his career, he studied the instability of magnetism in model systems containing cerium. In the area of nanomaterials, he and Dr. Gan Moog Chow discovered one of the first examples of self-assembly, self-assembling molybdenum cubes.

More recently, his work has been directed toward understanding and applying new, major discoveries in magnetism to produce significantly improved magnetic sensors. For example, magnetic tunnel junctions have been fabricated with much larger magnetoresistance. To use these junctions in magnetic sensors, he has developed a Micro Electro-Mechanical Systems (MEMS) method for modulating the field to minimize the effect of $1/f$ noise. He is using a rotating disc to cope with $1/f$ noise in larger sensors, such as magnetoelectric sensors.

One can use high density spin polarized currents in nano-devices to control the direction of the magnetization. This has led to (1) microwave sources whose frequency can be controlled by the magnitude of a spin polarized current and (2) an approach for the next generation of random access memory (RAM), spin torque tunneling (STT) RAM. STT RAM is non-volatile, fast, high density, and consumes very little energy. Dr. Edelstein and his ARL colleagues are working on fabricating STT RAM devices in the form of rings that will have smaller write energies and more thermal stability.

Biography

Dr. Edelstein currently leads the ARL team developing and using magnetic sensors and magnetic algorithms used for detecting ferromagnetic objects and electromagnetic sources.

Dr. Edelstein received his Bachelor of Science in Engineering Physics at Washington University. He received his Master of Science and Ph.D. in Physics from Stanford University with the support of a Woodrow Wilson Fellowship. He had postdoctoral fellowships at Stanford University and Leiden University in the Netherlands. The latter was supported by a National Science Foundation Fellowship.

He worked at the IBM Research Center at Yorktown Heights, Energy Conversion Devices, and the Naval Research Laboratory, and taught at the University of Illinois in Chicago before joining ARL. While at the University of Illinois, he was also a consultant at Argonne National Laboratory.

Dr. Edelstein has served on the Program Committee for several of the Magnetism and Magnetic Materials Conferences. He is currently the Magnetic Society Representative to the Institute of Electronics and Electrical Engineers (IEEE) Sensors AdCom. He is also the Vice-Chairman of the Battlespace Acoustic Sensing, and Magnetic and Electric Sensors Military Sensing Symposia (MSS). He is an MSS Fellow.

He has worked and is working on developing magnetic sensors with the Defense Advanced Research Projects Agency (DARPA) support in a MEMS program and in the Heterostructural Uncooled Magnetic Sensor Program. He is also the Contract Officer Representative for two DARPA programs on developing STT RAM.

Dr. Edelstein has 21 patents and 114 publications in refereed journals that include nine Physical Review Letters and one Science paper. There are several hundred citations to this work. He has co-edited a book, *Nanomaterials: Synthesis, Properties, and Applications*. He received a Best Paper Award at the 22nd Army Science Conference 2001. He is a member of the American Physical Society, IEEE, and Sigma Xi honorary society. He has been the thesis advisor of one student and has guided the career development of eight postdoctoral fellows.


He enjoys playing tennis and chess. Dr. Edelstein is married, and has two daughters and four grandchildren.

Brad Forch

Weapons and Materials Research Directorate

410.306.0929

brad.forch@us.army.mil



Research Interests

Brad Forch is a senior research scientist for ballistics in the Weapons and Materials Research Directorate at ARL. His general research interests are in developing the fundamental understanding of chemical and physical mechanisms controlling chemical energy storage and release in propellants, explosives, and novel energetic material structures for weapons applications. His specific research expertise is in the areas of laser spectroscopy, laser photochemistry, molecular beam supersonic jet spectroscopy, combustion research, and laser ignition.


Throughout his Army career, he has been a strong proponent of the idea that the need for discovery from basic research does not end once a specific use is identified, but continues through numerous supporting connections to development and application activities. High-risk basic research can provide risk mitigation to extremely complex and challenging applications research programs, which lead to new capabilities for the Army. He has translated this advocacy for discovery and innovation into research and leadership contributions that have impacted the success of dozens of Army Technology Objectives (ATOs) and tri-service weapons programs. These include laser ignition for large caliber guns, novel propellants and explosives, nano-energetic materials, and reactive materials.

Biography

Dr. Forch was born in Chicago, Illinois, in 1955, and earned a Bachelor of Science degree in chemistry and a Master of Science degree in physical chemistry from Illinois State University (ISU) in 1978 and 1979, respectively. At ISU, he published several papers on the relative thermodynamic stabilities of substituted Annulenes and their anions and dianions. He received a Ph.D. in physical chemistry/chemical physics from Wayne State University (WSU) in 1984. At WSU, he published 10 papers on research in supersonic molecular beams pertaining to rotational effects in intramolecular vibrational energy redistribution, Van der Waals clusters, and radiationless processes in excited electronic states.

He was a National Research Council Postdoctoral Fellow at the Ballistic Research Laboratory in 1985, where he performed research in laser spectroscopy in the areas of ignition and combustion research, and was subsequently hired as a civilian employee in 1986. His research contributions led to the discovery of a new laser-based resonant ignition mechanism that rapidly transitioned to practical applications for many Army weapons systems. From 1986 to 1994, this work was the subject of intense research that fed parallel developmental efforts for large caliber weapons systems within the Army. The work led to extensive new research programs, international collaborations, and 25 Small Business Innovation Research (SBIR) programs and the creation of a new industrial capability within the U.S. During this period he published 20 journal articles, 28 technical reports, and over 100 technical publications. In 1994, Dr. Forch was asked to be branch chief and served up through January 2009 as Chief of the Propulsion Science Branch, composed of approximately 60 scientists.

He continues to serve on the Executive Committee for JANNAF (Joint Army, Navy, NASA, Air Force); on the *JANNAF Journal*; and holds positions as the Contracting Officer's Representative (COR) for the Defense Technical Information Center (DTIC), Deputy Director for the Defense Ordnance Technology Consortium (DOTC), Technical Director with Dr. Betsy Rice on the DoD High Performance Computing, Software and Applications Institute (HSAI) "Multi-Scale Reactive Modeling," Army representation on numerous OSD and intelligence community panels, and on extensive scientific review panels.



Russell Harmon

Army Research Office

919.549.4326

russell.harmon@us.army.mil

Research Interests

Russell Harmon is recognized internationally for research in four broad areas: aqueous geochemistry, isotope geology, U-series geochronology and terrestrial paleoclimatology.

His current research is focused in three quite distinct areas: laser-induced breakdown spectroscopy for defense, homeland security, geoscience, and environmental applications; the hydrochemistry of rivers in the warm, humid tropics; and the sustainable use of military testing and training lands.

Biography

Dr. Harmon earned his Bachelor of Arts (cum laude) in geology from the University of Texas - Austin in 1969, and from 1969 to 1971, worked as assistant curator and geochemist at the Lunar Receiving Laboratory of the NASA Manned Spacecraft Center in Houston, Texas. After receiving his Master of Science in geochemistry from the Pennsylvania State University in 1973 and Ph.D. in geology in 1976 from McMaster University in Canada, he was an assistant professor for geochemistry at Michigan State University from 1975 to 1977 and an associate professor for geochemistry at Southern Methodist University from 1982 to 1987.

Dr. Harmon served as manager of the Stable Isotope Laboratory at the Scottish Universities Research and Reactor Center from 1978 to 1981, and as head of the United Kingdom (U.K.) National Environment Research Council Isotope Geosciences Laboratory from 1988 to 1993.

In August 1993, Dr. Harmon joined ARL's Army Research Office, where he presently is program manager for terrestrial sciences. He also holds an appointment as an Adjunct Associate Professor in the Department of Marine, Earth, and Atmospheric Sciences at North Carolina State University.

Presently, Dr. Harmon is the elected President of the International Association of GeoChemistry and Second Vice-Chair of the Mineralogy, Geochemistry, Petrology, and Volcanology Division of the Geological Society of America, an Associate Editor for the journal *Applied Geochemistry*, and since 2003, has been co-chair of International Society for Optical Engineering (SPIE) Defense Security Symposium Conference on the Detection and Remediation of Mines and Mine-like Targets. He has guided four Ph.D. dissertations and six master's theses during his academic career, and supervised five Post-Doctoral Research Fellows in the U.K. and U.S., including a current MRC post-doctoral fellow. Dr. Harmon is the author/co-author of more than 185 peer-reviewed publications and the co-author of two books and editor/co-editor of 17 books or journal special issues. He was elected to membership in Sigma Xi, the Scientific Research Society, in 1984, and was the recipient of the Southern Methodist University Sigma Xi Chapter Certificate of Recognition for Outstanding Achievements in Research.

In 1985 and 1993, he was a recipient of Senior Research Fellowships from the Alexander von Humboldt Foundation of Germany. A Fellow of the Geological Society of America and the National Speleological Society, he has served as an invited member of the White House Office of Science and Technology review panel for Humanitarian Demining Technology, external review committee for the Office of Naval Research Ocean, Atmosphere, and Space Department, and panel member for the National Sciences Foundation's Hydrologic Sciences Program.

Since 1993, he has received six commendations for his work from the U.S. Army, and an Army award for his Phase II work on a Small Business Innovation Research (SBIR) project.


A certified soccer referee, Dr. Harmon is also interested in spelunking, hill walking, and winter mountaineering, and pursues a life-long interests in philately and photography. As a result of spending a large portion of his adult life living and working abroad—he grew up in an Air Force family—he is a keen student of modern history and world politics, with a particular interest in the subject of military geology and geology.

Kenneth Jones

Sensors and Electron Devices Directorate

301.394.2005

ken.a.jones@us.army.mil



Research Interests

Kenneth Jones' current research interests are how defects are incorporated into semiconductor materials and how they affect the device characteristics and reliability of the devices fabricated from them.

While working on the semiconductor, SiC, used in hybrid electric vehicles to enable them to operate more efficiently, he and his ARL colleagues have demonstrated that ion-induced defects that degrade device performance persist, and they are working with academia and industry on ways to circumvent them. Much of this work was done collaborating with the University of Maryland under the auspices of the Power Electronics and Energy Research (PEER) Program and with RPI and Cree Research under the auspices of the Collaborative Technology Alliance (CTA) Program.

He and his ARL colleagues have shown how mismatch dislocations degrade the properties of the device, and are working with a Tri-Service/Defense Advanced Research Project Agency (DARPA) team to learn ways to mitigate their effects.

His areas of specialization are growth, processing, and characterization of wide band gap semiconductor device structures.

Biography

Dr. Jones currently leads the ARL team working on wide band gap semiconductor materials and devices that are used for high power electronic and high power radio frequency (RF) device applications.

Dr. Jones received his Bachelor of Science as an Alfred P. Sloan National Scholar and his Master of Science in engineering science from Dartmouth College. He received his Ph.D. in materials science with the physics of solids option from MIT with the support of a National Science Foundation Fellowship.

He worked at the 3M Research Labs and taught electrical engineering at Dartmouth, Colorado State University, and the University of Massachusetts before joining the Army Electronics Technology and Devices Laboratory, which later became part of ARL. Dr. Jones retained his ties to academia by teaching at Rutgers and serving on the physics advisory board for the New Jersey Institute of Technology, and has taught at the University of Maryland since his relocation to the Washington, DC area.

Dr. Jones was a member of the Electronic Materials Committee for 12 years, served as member of the American Association for the Advancement of Science Panel that investigated generating electrical power using solar cells in geosynchronous orbits, was the conference chairman for the International Semiconductor Device Research Symposium (ISDRS), and has been a guest editor for *Solid State Electronics*. During a sabbatical in 1995, Dr. Jones worked on heterojunction bipolar transistors (HBT's) at the United Kingdom's Defence Research Agency, and tested their low temperature properties at the Cavendish Laboratory at Cambridge.

He was a member of the DARPA Microwave/Millimeter-wave Monolithic Integrated Circuits (MMIC) Epitaxial Characterization Team. More recently, that group was reassembled by DARPA to characterize wide band gap semiconductor devices and to study ways to improve their reliability.

Dr. Jones has received Army Research and Development Achievement Awards in 1993, 1996, and 1999, and he was given the Achievement Medal for Civilian Service in 2003 and 2004. He has 130 refereed journal publications, 220 conference presentations, six patents, and he is the author of *Introduction to Optical Electronics* (1987). He is a senior member of the Institute of Electrical and Electronics Engineers and a member of the Materials Research Society. He is also a member of the Phi Lambda Mu and Sigma Xi honorary societies.

An avid tennis player, Dr. Jones has played on a number of championship teams.


He also enjoys hiking, is a member of a number of conservation groups, is active in groups concerned with science and public policy, is a student of history, especially European history during the Reformation, and is a member of the Board of Trustees of his Unitarian Church. Most of all, he shares his love of learning and appreciation of nature with his three children and four grandchildren.

T. Richard Jow

Sensors and Electron Devices Directorate

301.394.0340

taiguang.richard.jow@us.army.mil



Research Interests

Richard Jow's current research interests are focused on the development of high energy density and power density energy storage materials, devices, and applications.

The energy storage devices include electrochemical energy storage devices, such as lithium-ion batteries and electrochemical capacitors (e.g., double layer, pseudo-capacitors, and supercapacitors) and electrostatic energy storage devices, such as dielectric capacitors.

The applications range from small power sources for portable devices, such as cell phones, cameras, laptop computers, and communication equipment, to large power sources for hybrid electric vehicles, and space and directed energy weapons. The power required ranges from milli-watt to giga-watt and from continuous to pulsed applications.

The device fabrication, design, and assembly are important for maximizing the energy storage performance. However, the key drivers for advancing the energy storage devices for higher energy and power density, longer life, and safety operation are still materials and materials related processing. The materials of current interests include lithium intercalation compounds, ionic conducting materials, and dielectrics.

These efforts have direct impacts on weight, size, and operation life of the devices carried by Soldiers and used on vehicles. The fields of research specialization include solid state chemistry, solid state physics, electrochemistry, organic and inorganic chemistry, polymer science, and dielectrics.

Biography

Dr. Jow currently leads the ARL team developing advanced energy storage materials for high power electrochemical and electrostatic energy storage devices.

Dr. Jow received his Bachelor of Science and Master of Science in physics from National Tsing Hua University, in Hsinchu, Taiwan, China, in 1969 and 1972, respectively. He received his Ph.D. in materials science and engineering from Northwestern University in 1977.

He worked for Wilson Greatbatch Ltd. in New York from 1977 to 1982 as a member of the senior technical staff developing new cathode materials and solid electrolytes for rechargeable lithium batteries. He then worked for Allied-Signal from 1982 to 1988 in Morristown, New Jersey, and as a senior chemist responsible for the development of conducting polymer/Li alloy composite based lithium-ion batteries.

Dr. Jow joined ARL in 1989, where he has initiated several projects. He was the senior investigator of a project that applied microcalorimetry to the investigation of the earliest claims of "cold fusion," and was the senior author of the earliest paper disputing the validity of those claims.

He also initiated a research activity on electrochemical capacitors—supercapacitors—that resulted in the discovery of amorphous ruthenium oxide for capacitors, and the recognition of the importance of the role of the electrolyte in assessing the theoretical energy density of this type of energy storage device.

Dr. Jow transitioned his team's research to the development of technology for lithium-ion batteries in the late 1990s. His team is recognized nationally and internationally as a leader in research on electrolytes for such batteries. He has also contributed to the advancement of dielectric materials for energy storage capacitors. He has mentored more than eight postdoctoral associates into successful careers in academic, industrial, and governmental laboratories.

Dr. Jow received the Allied-Signal Inventor's Award in 1988, the ARL Technical Achievement Award in Science in 1996, and the Army Research and Development Achievement Award in 1996, 1999, 2001 and 2002. He has authored/co-authored more than 110 journal publications and received 19 U.S. patents.

His works have been cited more than 2,200 times in the open literature.

He is a member of the Electrochemical Society.

Outside of work, Dr. Jow enjoys reading, traveling, hiking, skiing, and running.



Shashi Karna

Weapons and Materials Research Directorate

410.306.0723

shashi.karna@us.army.mil

Research interests

Shashi Karna's research is focused at understanding structural and functional properties of nanomaterials by experimental and theoretical investigations.

At the nanoscale, materials exhibit unique optical, electronic, magnetic, and optoelectronic properties that offer the possibilities of developing novel technologies and new capabilities. In order to exploit the unique properties of nanomaterials for useful applications, however, researchers must understand the fundamental properties of matter and their relationships with the structure at nanoscale.

Such an understanding would allow investigators to engineer and develop new materials with tailored properties for applications in Soldier technologies. One area of Dr. Karna's research is the understanding of the fundamental mechanism of electron transport through nanomaterials, such as carbon nanotubes, nanometer-sized atomic clusters or quantum dots and organic molecules.

Biography

Dr. Karna was born in the Bihar province of India on July 27, 1956. He earned a Bachelor of Science degree in math, physics, and chemistry from Bhagalpur University, India and a Master of Science and Ph.D., both in physical chemistry, from Banaras Hindu University, India in 1976 and 1983, respectively.

Prior to joining ARL in 2002, Dr. Karna worked as a senior scientist, chemist, and senior chemist at the Air Force Research Laboratory at Kirtland AFB between 1995-2002, where his research focused on defect physics in electronic materials and physics of molecular electronics.

His previous research activities involved theory of nonlinear optical effects in silica glass performed at the Air Force Research Laboratory from 1994 to 1995, nonlinear optical effects in organic materials at the State University of New York, Buffalo from 1990 to 1994, theory and computation of nonlinear optical properties at IBM Corporation, Kingston, New York from 1989 to 1990, and first-principles configuration interaction studies of molecular electronic states at University of New Brunswick in Fredericton, Canada.

Dr. Karna has published 110 refereed technical papers, seven book chapters, three technical magazine articles, and more than 150 conference proceedings and abstracts.

He has also co-edited three books, including the *Defense Applications of Nanomaterials*.

Dr. Karna is a member of the American Chemical Society and the American Association for the Advancement of Science, a senior member of the Institute of Electrical and Electronics Engineers, and an elected Fellow of the American Physical Society and the Optical Society of America.

From 2004-06, he was the U.S. member of the NATO Exploratory Team on Smart Textiles for the NATO Warfighter, and currently serves as the chair of the NATO Research Technical Group on Smart Textiles for the NATO Warfighter.

Dr. Karna holds an Adjunct Professor position at Michigan Technological University, Houghton, Michigan, and at the Morgan State University, Baltimore, Maryland, and serves on the External Advisory Board of the Mechanical Engineering-Engineering Mechanics Department of Michigan Technological University.

Dr. Karna has two children—a son and a daughter. Besides science, Dr. Karna enjoys gardening, hiking, and reading history.

A man in a dark suit, light blue shirt, and patterned tie is holding a black respirator mask with a grey and green filter. He is standing in an office. In the background, there is a green fire extinguisher on a shelf to the left, and a white and grey device labeled 'FASTACT' on a shelf to the right. A yellow board with green and white dots is also visible behind him.

Stephen Lee

Army Research Office

919.549.4365

stephen.lee2@us.army.mil

Research Interests

Stephen Lee's research focuses on dynamic combinatorial chemistry, catalysis, synthetic organic chemistry, and DNA supramolecular assemblies that might protect the Soldier from hazardous chemicals and biological organisms.

He is exploring dynamic combinatorial chemistry and catalysis research to identify new catalysts and molecular binders that might be used in chemical and biological agent decontamination and detection. Dynamic Combinatorial Chemistry (DCC) is a recently evolved approach to discovering new synthetic receptors for binding analytes of interest.

The theory is simple and elegant: if a dynamic mixture of compounds with receptor-like properties is allowed to bind to a host capable of binding some of the members of that mixture, then the equilibrium distribution of constituents shifts toward those that best bind the analyte (lowers the free energy of the system).

DCC enables researchers to selectively amplify binding assemblies for studies on sensors, catalysts, molecular recognition, cell adhesion, cell communication, and a whole host of biochemical signal transduction events. The development of new methods for discovering good binders can contribute to a broad range of scientific topics. The fundamentals of this work might contribute to protection of the Soldier through new catalysts for decontamination and sensing of chemical warfare agents.

Dr. Lee's work on supramolecular assemblies is directed towards the synthesis and characterization of novel DNA-based molecules, which might be used for detection or gene transfection. New DNA-base modified small molecules are being developed that can bind and sense the presence of native DNA. These new structures might help signal the presence of DNA or help DNA move into living cells for transfection.

Biography

Dr. Lee received a Bachelor of Science from Millsaps College, Jackson, Mississippi, in Chemistry and Biology and a Doctorate of Philosophy from Emory University in Physical Organic Chemistry. At Emory University, his research included the synthesis and characterization of novel self-assembling nanostructures, such as micelles and vesicles. Specifically, his research in the manipulation and chemical characterization of giant unilamellar vesicles is ground-breaking research bridging the macroscopic and nanoscale research areas. Ultimately, the novel supramolecular systems hold potential for use in sensors, decontamination, and medical therapeutics.

Dr. Lee was also a Chateaubriand Fellow at the Université Louis Pasteur in Strasbourg, France, studying origin of life chemistry. His work in Strasbourg included the isolation and characterization of novel amphiphilic molecules that might have been primitive precursors to the cell membranes found in all living organisms.

He is adjunct chemistry faculty member at the University of North Carolina at Chapel Hill working with Professor Michel Gagne in the department of chemistry. Previously, Dr. Lee was an adjunct faculty member at Duke University.

His work at the Army Research Office includes basic research directed towards hazardous management, including studies in decontamination, detection, and protection.

He has been awarded the Army's Greatest Invention twice for his work in the development of sensors. In addition, he was nominated for work in Nanoscale Materials FAST-ACT decontamination technology, for the Triosyn Reactive Respiratory Protection filter, and the ICx-Agentase Disclosure Spray. In 2008, Dr. Lee was awarded the Ten Outstanding Young Americans Award from the U.S. Jaycees.

Originally from Starkville, Mississippi, Dr. Lee and his family live near Pittsboro, North Carolina. He is active with his two children and wife in the Cub Scouts of America as a den leader and enjoys kayaking, hiking, cross-country skiing, and traveling.

Tomasz Letowski

Human Research and Engineering Directorate

410.278.5968

tom.letowski@us.army.mil



Research Interests

Letowski is a senior research scientist in the ARL's Human Research and Engineering Directorate, where he conducts research in auditory perception and speech communication and their effects on Soldier performance.

The nature of modern warfare requires that Soldiers have hearing protection against hazardous noises, while at the same time being able to hear any changes in their surrounding environment and communicate through a radio network. These are very difficult conditions that affect both the sensory and cognitive performance of the Soldier. The main goal of Dr. Letowski's research is to help meet this challenge by providing both technical and operational solutions.

Dr. Letowski's work involves studies in auditory orientation in open and urban environments, auditory detection, effects of headgear and hearing protection devices on auditory awareness, non-traditional methods of radio interfacing including bone conduction and ultrasound, auditory skills development, and Soldier performance in auditory virtual reality.

Dr. Letowski's research extends into studies of attention, mental load, and the cognitive effects of multimodal communication. It combines laboratory experiments, field studies, and modeling efforts that he hopes will lead to a better understanding of Soldier demands and resources, and provide effective technological and tactical aids enhancing auditory performance.

Biography

Dr. Letowski was born in Warsaw, Poland, and completed most of his education in Poland. After receiving a Master of Science degree in electronics from Warsaw Technical University in 1965, he worked as a research associate at the Medical Academy Hospital and the Chopin Academy of Music, both in Warsaw.

In 1971, he was awarded a three-month scholarship at the Institute of Perception in Eindhoven, the Netherlands. In 1973, he completed a Ph.D. in acoustics granted by Wroclaw Technical University, and from 1976 to 1977, he spent a year as a Fulbright Scholar at the University of Michigan.

Dr. Letowski returned to the United States in 1981 and worked through 1989 as a research associate and research professor in the Department of Audiology and Speech Pathology at the University of Tennessee in Knoxville.

In 1986, he earned a Doctor of Sciences degree in technical sciences from the Warsaw Technical University, and in 1987, a Special Award for Achievements in Acoustics from the Polish Academy of Sciences.

Between 1989-1994, he worked as an associate professor of hearing sciences in the Communication Disorders Department at the Pennsylvania State University and taught several courses in sound quality at General Motors.

Dr. Letowski joined ARL in 1994 and was elected an ARL Fellow in 2000. In 2003, he was appointed Senior Research Scientist (ST) in the area of Soldier performance.

He is an adjunct professor in hearing sciences at Towson University and in industrial engineering at North Carolina Agricultural and Technological State University.

Since 1995, he has served as a scientific advisor to the National Research Council Associateship Program. In 1997, the Congress of the Republic of Poland awarded him a Professor Degree in environmental engineering.

He has published more than 170 papers and holds four patents. In 2009, he co-authored a hearing science textbook, *Hearing Science*, and was the editor and co-author of several chapters of *Helmet-Mounted Displays: Sensory, Perceptual and Cognitive Issues*.


In recent years, Dr. Letowski has been active in the international and national standardization communities. He is a member of several International Standards Organization and International Electrotechnical Commission working groups, a chair or member of eight American National Standards Institute working groups, and a frequent U.S. representative to the International Electrotechnical Commission (IEC) and International Organization for Standardization (ISO) technical committee meetings. He also serves as the ARL's representative to the American National Standards Institute (ANSI) S3 and S12 technical committees.

Joseph Mait

Sensors and Electron Devices Directorate

301.394.2462

joseph.mait@us.army.mil



Research Interests

Joseph Mait's research interests include sensors and the application of optics, photonics, and electromagnetics to sensing and sensor signal processing. His particular research areas include diffractive optic design, integrated computational imaging systems, and signal processing.

Dr. Mait's early work on diffractive optics contributed to the development of new technology for shaping and deflecting light, and had broad impact on the optical design community.

For more than a decade, Dr. Mait has been working on computational imaging, a new approach to imaging system design that exploits advances in signal processing technology. This approach led to the development of an electro-optic system for ground vehicles capable of providing simultaneously focused images of close-in navigational hurdles and distant threats. He works with the Defense Advanced Research Projects Agency (DARPA) and Intelligence Advanced Research Projects Agency to develop and promote new imaging capabilities using computational imaging. For example, in 2008, DARPA's Mosaic Program demonstrated an infrared imager designed using computational imaging whose entire optics is less than 5 millimeters thick, yet its imaging performance matched that of a system of record that is four times as thick.

In 2005, ARL management asked Dr. Mait to develop and lead a new collaborative technology alliance (CTA) on micro-autonomous systems, in effect, robotic platforms that can be held in a human palm. Leadership of this external research effort, which consists of 10 organizations and nearly 90 researchers, requires Dr. Mait to apply both technical acumen and management lessons he learned observing his career officer father. If successful, the CTA should provide small unit operations with an unprecedented level of situational awareness in urban and complex terrain.

Biography

As an Army brat, Dr. Mait experienced the Army from the ground up. He was six weeks old when he followed the Eighth Infantry Division and his father—a company commander—to Mannheim, Germany. Before turning 15, Dr. Mait moved an additional 10 times and finally put an end to his nomadic life by graduating high school at 16 in 1975.

He attended the University of Virginia, where he received his Bachelor of Science in electrical engineering in 1979. He went on to graduate work at the Georgia Institute of Technology, where he received his Master of Science, also in electrical engineering, in 1980, and a Ph.D. in 1985.

Since 1989, Dr. Mait has worked at ARL (formerly Harry Diamond Laboratories) and served in several different positions, including group leader for basic research in optics and Sensors Directorate Associate for Science and Technology. He is presently a senior technical researcher.

Dr. Mait's academic experience includes time as an assistant professor of electrical engineering at the University of Virginia and an adjunct associate professor at the University of Maryland, College Park. He has also held visiting positions at the Lehrstuhl für Angewandte Optik, Universität Erlangen-Nürnberg, Germany, and the Center for Technology and National Security Policy at the National Defense University, in Washington, DC.

He is a Fellow of the Optical Society of America and SPIE, an international society advancing an interdisciplinary approach to the science and application of light. He is a senior member of the Institute of Electrical and Electronics Engineers.

Since January 2009, Dr. Mait has been editor-in-chief of *Applied Optics*. He is also a member of the national honorary societies Sigma Xi, a society for scientific researchers; Tau Beta Pi, an engineering society; and Eta Kappa Nu, which honors excellence in electrical and computer engineering; and is a member of the Raven Society, the oldest honorary society at the University of Virginia.

Dr. Mait has been practicing yoga since 1992 and is devoted to his wife, daughter, and two sons.



James McCauley

Weapons and Materials Research Directorate

410.306.0711

james.w.mccauley@us.army.mil

Research Interests

James McCauley's research focuses on the dynamic behavior and optimization of advanced transparent and opaque armor ceramics for personnel and vehicle applications. His goal is to integrate processing, material characterization, dynamic mechanical testing, and modeling to determine and quantify the micro-mechanisms/physics of compressive dynamic deformation, damage accumulation, and failure as influenced by defects and microstructure, and optimize these features for improved transparent and opaque armor ceramics. Dr. McCauley is the inventor of and first to publish a model and patent a process for producing transparent Aluminum Oxynitride Spinel (AION), a transparent armor and RADOME material.

He is the ARL's senior research engineer (ST) in ceramics, and cooperative agreement manager of the metals and ceramics Materials Centers of Excellence at Johns Hopkins, Rutgers, and Pennsylvania State Universities.

Biography

Dr. McCauley earned his Bachelor of Science (cum laude) in geology from St. Joseph's College in Indiana in 1961, and his Master of Science in mineralogy in 1965 and Ph.D. in solid state science in 1968, both from The Pennsylvania State University.

From 1990 to 1996, he served as dean (SUNY Unit Head) and professor of ceramic engineering of the New York State College of Ceramics at Alfred University. He was employed at the Army Materials Technology Laboratory for 22 years, serving as founding chief of the Materials Characterization Division and Materials Science Branch, and as Liaison Scientist, Army Research Office, in Tokyo during 1988. He also was an adjunct professor at Boston University.

He has published extensively. Included are eight books as editor or co-editor, some 280 oral presentations, 37 peer reviewed papers in class A journals, 51 government reports, 70 moderately reviewed publications in technical journals and conference proceedings, and five patents.

Dr. McCauley's publications have more than 700 citations. His recent book, where he was the senior editor, *Ceramic Armor Materials by Design*, has been printed twice.

He has won many Army awards, including two Army Research and Development Achievement Awards; he co-authored the paper chosen as the best overall paper at the 25th Army Science Conference (Paul A. Siple award); and just recently, he won the FY 2007 Senior Scientific-Professional (ST) Employee Presidential Rank Award, and an award from the Army's Small Business Innovative Research program office for his service as the technical area chief in Advanced Materials and Manufacturing. He has served on the Army Science Board, and on external review committees at Los Alamos

National Laboratory and Drexel University. He was the founding chair of the DoD effort for five years to create a design allowable manual for Ceramic Matrix Composites. He is currently serving as Chair of the Army ST Corps.

A Fellow and Distinguished Life Member of the American Ceramic Society, he is a past chair and past trustee of the Engineering Ceramics Division, past trustee of the Ceramic Educational Council, past chair of the New England Section, a co-founder of the Cocoa Beach Conferences and a past vice president, and president of the Society. He was the co-founder and is an associate editor of the *International Journal of Applied Ceramic Technology*.

He is the winner of three American Ceramic Society awards and is an MRL Distinguished Alumni (1999) and a centennial Fellow of the College of Earth and Mineral Sciences (1996), both at Penn State University. He has also been awarded the Prometheus Award, from the Japanese National Research Institute in Materials, in January 1990; and a medal from the Russian Academy of Sciences in October 2007, both for his work in Self-propagating High-temperature Synthesis (SHS).

He has been elected Academician of the World Academy of Ceramics and is a member of the National Institute of Ceramic Engineers, Materials Research Society, American Crystallographic Association, the Association of the U.S. Army, and Delta Epsilon Sigma, Phi Eta Sigma, Tau Beta Pi and Keramos.

He has been married for more than 45 years and has three grown children, all with advanced degrees (two with Ph.D.s), and eight grandchildren. He spends his free time with his extended family, follows the Boston Red Sox and Celtics and collegiate athletics—Penn State University football and University of Maryland basketball—and reads and swims.

Nasser Nasrabadi

Sensors and Electron Devices Directorate

301.394.0806

nasser.m.nasrabadi@us.army.mil



multisp...
algorithms will robustly de...
difficult environments such...
obscurants, cold targets, a...
FLIR / TV detection requires contrast b...
background. CCD, cold targets, and c...
detection nearly impossible.
of hot target under tree
T...
fractions can make target pop o...
Spectral detect...

Research Interests

Nasser Nasrabadi's main research interests have been focused on signal and image processing. Currently, he is working on hyperspectral image processing. Developing nonlinear image processing techniques using kernel-based learning theory has been his main research interest for the past few years. His recent research contributions have been on developing nonlinear matched filters and nonlinear joint detect, and fusion of multiple sensors.

His general research interests are sensor fusion, network sensor, statistical machine learning theory, visual surveillance, and nonlinear kernel-based image processing.

Biography

Nasser Nasrabadi received his Bachelor of Science in engineering and Ph.D. degree in electrical engineering from Imperial College of Science and Technology / University of London, in 1980 and 1984, respectively.

From October 1984 to December 1984 he worked in the United Kingdom for IBM as a senior programmer. From 1985 to 1986, he worked with Philips Research Laboratory in New York as a member of their technical staff.

From 1986 to 1991 he was an assistant professor in the Department of Electrical Engineering at Worcester Polytechnic Institute in Massachusetts. From 1991 to 1996, he was an associate professor with the Department of Electrical and Computer Engineering at State University of New York at Buffalo, New York. In September 1996, he joined ARL as research scientist, and in October 2000, he became a senior research scientist for image and signal processing.

He served as an associate editor from 1993 to 1996 for the Institute of Electrical and Electronics Engineers' (IEEE) *Transactions on Image Processing*, from 1996 to 1999

on IEEE's *Transactions on Circuits and Systems and Video Technology*, and from 1998 to 2002 on their *Transactions on Neural Networks*.

He has been guest editor for two special issues of the IEEE *Transactions on Image Processing* titled *Vector Quantization and Applications of Artificial Neural Networks in Image Processing* in 1996 and 1998, respectively.

He has been the conference chair of International Society for Optical Engineering (SPIE) Symposium on Applications of Neural Networks in Image Processing, from 1995-present; served as a member of technical committee for numerous SPIE and IEEE international conferences; and guided 13 Ph.D. dissertations and nine master's theses, and supervised a number of ARL post-docs.

He has received the Blumlein-Browne-Williams Premium, and the A. H. Reeves Premium of the IEEE Electronics Division in 1992; best paper award for the Proceedings of the IEEE Symposium on Image, Speech, and Natural Language Systems in 1996; and received an ARL Excellence in Technical Publication Award in 1997.

He is a Fellow of both IEEE and SPIE.

Rose Pesce-Rodriguez

Weapons and Materials Research Directorate

410.306.1877

rose.pescerodriguez@us.army.mil



Research Interests

Rose Pesce-Rodriguez's scientific research is focused on understanding the complex chemical processes that occur within energetic materials, propellants, and the constituents of their formulations. Her technical expertise is in the wide area of research in Analytical Chemistry and Chemical Analysis, with specialized focus on the chemistry of energetic materials that include explosives and propellants as related to the chemistry of their stability, aging, compatibility, performance, and physical properties. Her favorite techniques include chromatography and mass spectroscopy (alone or in combination). Her recent research is focused on the characterization of high-nitrogen compounds for use as explosive and propellant ingredients. She loves the challenge of solving complex problems and resolving chemical-related issues of importance to the Army (including red-team investigations, reverse engineering, and mechanistic studies).

Biography

Dr. Pesce-Rodriguez received both her Bachelor of Arts and Ph.D. from the City University of New York. The bachelor degree was awarded by Queens College in 1984 with a double major in Chemistry and Russian. The doctorate was awarded by the University Graduate Center in 1988 in Chemistry (Polymer sub-discipline).

Dr. Pesce-Rodriguez was hired by the Ballistic Research Laboratory in 1990 after serving approximately 18 months as a National Research Council Postdoctoral Fellow under ARL Fellow Dr. Robert Fifer (deceased). She has served as the leader of the Advanced Energetic Materials Team since 1994. Other employment includes one year at Forest Laboratories as an analytical chemist investigating kinetics of controlled-released prescription medications, and one year as an associate professor of Chemistry at the College of Staten Island, where Dr. Pesce-Rodriguez taught General Chemistry to undergraduates and Instrumental Analysis to masters-level students. During that same period, Dr. Pesce-Rodriguez also served as a consultant to Hoechst-Celanese in the area of polyacetal engineering resins (the topic of her doctoral research).

In addition to Dr. Pesce-Rodriguez's scientific service to ARL, she has also served on many panels and committees. She served as Chair of the Diversity Advisory Board from January 2007 through January 2009, as Vice Chair from January 2006 through 2007, and as the Weapons and Materials Research Directorate (WMRD) representative from January 2004 through January 2006. Rose has served on many Resolving Employment Disputes Swiftly (REDS) panels and has been the WMRD Postdoctoral Program Representative since 2004. She is a "card carrying" Subject Matter Expert in Chemistry for the Aberdeen Proving Ground (APG) Emergency Response Team, and is often called to service by ARL Risk Management Office in


chemistry-related matters. Dr. Pesce-Rodriguez has been part of many red-teams and accident investigations over the years.

She was the recipient of many awards, including the Federal Executive Board (FEB) Silver Medal, Outstanding Professional (Technical/Scientific) in 2000, the FEB Silver Award for Community Service in 2006, and the FEB/Federal Women's Program "Woman of the Year" in 2004. Dr. Pesce-Rodriguez has received three ARL Honorary Awards: the ARL Honorary Award for Community Service in 2003 and 2006, and the ARL Honorary Award for Diversity in 2008.

Dr. Pesce-Rodriguez has been awarded five patents and has published 28 open-literature papers, one invited book chapter, and 65 technical reports. She had given 78 conference presentations and hundreds of presentations as part of her educational outreach activities.

Dr. Pesce-Rodriguez is very involved with educational outreach and is involved in several programs that provide hands-on chemistry to elementary- through high school-aged children (and sometimes their parents). The main programs are National Chemistry Week, Chemistry-in-the-Library (which she conducts on Saturdays), and Gains in the Education of Mathematics and Science (GEMS). She has also participated in the Army's eCYBERMISSION program as an Ambassador and the Materials World Modules (MWM) program. She is frequently sought out for service as a career-day presenter and science-fair judge.

Rose has been married for 21 years and has two young children, a daughter and a son. She enjoys swimming, badminton, traveling, and studying foreign languages.



Ron Pinnick

Computational and Information Sciences Directorate

575.646.1248

ronald.pinnick@us.army.mil

Research Interests

Ron Pinnick's recent research has focused on the development of optical technologies for detecting and classifying biological aerosols and investigating natural aerosols in the atmospheric troposphere, particularly organic carbon aerosols, which affect Soldier health and interfere with the detection of biowarfare aerosol agents.

Dr. Pinnick, ARL colleague Steve Hill, and Yale colleagues R.K. Chang and Y. Pan pioneered the development of the now-widely used native laser-induced fluorescence technology for the rapid detection of biological and organic carbon aerosol particles.

This technology exploits the intrinsic fluorescence of molecules found in the detection of biological particles.

Biography

Dr. Pinnick received a Bachelor of Science in 1964 and Master of Science in 1966 from the University of Wisconsin, Madison, and a Ph.D. in 1972 in physics from the University of Wyoming.

His recent research has been supported by the Defense Applied Research Projects Agency, the Defense Threat Reduction Agency, the Department of Homeland Security, Sandia National Laboratory, the Lawrence Livermore National Laboratory, and ARL.

He has co-authored 97 reports in aerosol science, optics, atmospheric science, scientific instruments, and geophysics journals; reports of his research have been cited more than 2,400 times.

He has served as advisor to nine National Research Council research associates, four of whom have been hired by ARL.

He is a member of the American Geophysical Union, the American Association of Aerosol Research and the Optical Society of America.

When not conducting research, Pinnick likes to work with his hands. He has a front-loader-backhoe tractor at his spouse's ranch in Montana. Pinnick's granddaughter and grandson live in Georgia, and "Papa Ron" plays with them whenever he can.

John Powell

Weapons and Materials Research Directorate

410.278.5783

john.david.powell@us.army.mil



Research Interests

John Powell's principal research interests are in electromagnetic theory and plasma physics, and with applications to various Army interests.

Dr. Powell's research is associated with the theoretical and computational Analysis, and the physical understanding of various mechanisms that govern those applications.

His specific interests are very fundamental in nature and concerned with describing the effects that electromagnetic fields have on conductors that are moving in those fields. The research includes assessing the effects of ohmic heating and predicting the forces that are exerted on the moving conductors in various phases of matter.

Extensive experimental work in this area has been undertaken at the ARL within the last 15 years, and close collaboration between the theoretical and experimental aspects is consistently maintained.

A second application of this basic theoretical work lies in electromagnetic and electrothermal-chemical propulsion.

Dr. Powell is interested in developing models that predict the behavior of both plasma and solid armatures that provide electromagnetic force and heating data that can be used in the structural analysis, and to provide computational tools that can be used in the design of practical armatures.

In electrothermal-chemical propulsion, Dr. Powell's work has been associated with analysis of plasma capillaries.

Dr. Powell also is involved periodically in some peripheral research, both electromagnetic in nature, as well as pertinent to other areas of theoretical physics. These interests include, for example, applications of magnetic flux compression, general theoretical studies of the effects of electromagnetic fields on moving conductors, and shock-wave propagation in discrete crystal lattices.

Biography

Dr. Powell received a Bachelor of Science degree with highest honors in physics from the University of Florida in 1967, and a Ph.D. from the same institution in 1972. He was elected to Phi Beta Kappa and Sigma Pi Sigma, the honorary physics society.

He worked at the university as a research associate in physics and electrical engineering for approximately three years after he completed his graduate work.

Dr. Powell joined ARL (then the Ballistic Research Laboratory) in 1975.

He has received the Superior Civilian Service Award, two Army Research and Development Achievement Awards, and several Best Technical Report Awards.

He is the author of approximately 80 open-literature papers and government technical reports, and he has made numerous contributions to the proceedings of various conferences and workshops. He is a member of the American Physical Society.

When not working, Dr. Powell is an avid bridge player and has attained the rank of Life Master in the American Contract Bridge League.

Peter Reynolds

Army Research Office

919.549.4345

peter.reynolds@us.army.mil



Research Interests

Peter Reynolds has a research background in physics and chemistry theory.

His interest in statistical mechanics, particularly phase transitions and critical phenomena, led to exploring model Hamiltonians such as Ising, Potts, and Heisenberg. His studies on the effects of disorder led to exploring percolation as a model of pure disorder.

A key insight of his was that pure percolation, which requires no Hamiltonian, can nevertheless be rigorously mapped onto a thermodynamic formalism. Moreover, it could be treated by renormalization group methods, allowing the extraction of critical behavior.

Beyond mapping phases and phase boundaries in various percolation models, his work enabled quick and reasonable estimates of critical exponents, far better than mean field. To improve calculation of exponents, he invented a hybrid: Monte Carlo renormalization group, which was simpler and more systematic.

He then applied the insights and methods developed for percolation to other similarly, “purely statistical,” statistical mechanical problems, such as lattice animals and self-avoiding walk models of polymers.

While these problems are classical, the quantum analogs piqued his interest: Anderson localization as a quantum percolation problem, and Bose-Einstein condensation, where quantum statistics drive the transition.

These model systems embody the key physics of phase transitions. However, “reality” is governed by quantum mechanics. So he turned to applying Monte Carlo methods to the Schrodinger equation. He proceeded to do the first quantum chemical calculations by “Diffusion Monte Carlo.” He subsequently summarized the state-of-the-art that he and his colleagues had achieved in a 1992 monograph.

After becoming an Office of Naval Research program manager, his interests shifted to atomic and molecular physics, emphasizing cooling and trapping atoms and ions, and coherent control of molecules (with applications to atomic clocks, inertial navigation, and sensors).

His program was the first to demonstrate a “qubit.” Connecting to his earlier interest in purely “statistical” transitions, he developed a thrust to see if one could achieve Bose-Einstein condensation (BEC) in laser cooled and trapped atoms. In 1995, his program succeeded, with two groups he had set in competition achieving BEC within months of each other.

This has evolved in directions including atom lasers, novel phases of degenerate Fermi gases, and optical lattice “simulations” involving the “design” of specific Hamiltonians to “simulate” intractable statistical mechanics models. Of particular interest is the Hubbard model, for its connection to high temperature superconductivity, and disordered magnetic models, to study quantum spin liquids. Disorder and phase transitions induced purely by statistics...we see early themes returning in new forms.

Biography

Born and raised in New York City, Dr. Reynolds graduated from the famed Bronx High School of Science. From there he went to the University of California (UC)-Berkeley, to take the still developing “Berkeley Physics Course.” He completed the physics honors program “with great distinction,” was a Regents Scholar, was inducted into Phi Beta Kappa, and was awarded the physics department citation. He then attended MIT to study statistical physics. He was both an NSF and an IBM pre-doctoral Fellow. In 1979, he earned a Ph.D. for research in critical phenomena in disordered systems. After a stint as an assistant research professor at Boston University, he became a staff scientist in 1980 at Lawrence Berkeley Laboratory, where his interests shifted to quantum simulations.

From 1988 to 2003, he was an Office of Naval Research (ONR) program manager in atomic and molecular physics. His program led to the current excitement in ultracold-atom physics, including BEC. He was also Navy Principal to the DoD High Performance Computing Modernization Program, serving as the Navy’s science and technology advisor.

He has held visiting appointments worldwide, including at Japan’s NEC Fundamental Research Laboratories; UC-Berkeley; the Institute for Theoretical Physics at UC-Santa Barbara; and Italy’s Università dell’Insubria.

In 2003, he joined ARO, where he has been Associate Director in the Physical Sciences Directorate and Physics Division Chief prior to assuming his current position as Senior Research Scientist.

He has served on the editorial board of the *American Journal of Physics*. His biography is in *Who’s Who in America*, *Who’s Who in the World*, *Who’s Who in Science and Technology*, and *American Men and Women of Science*. He is a Fellow of the American Physical Society.

His publications have been cited more than 2,500 times.



Betsy Rice

Weapons and Materials Research Directorate

410.306.1904

betsy.rice@us.army.mil

Research Interests

Betsy Rice's research is focused on determining microscopic details of the physical and chemical processes of materials of interest to the Army, including energetic materials, chemical agents, and materials related to armor/armaments through the use of atomistic simulation. Dr. Rice's expertise lies in the theoretical chemistry area of classical molecular simulation and quantum mechanical characterization.

These simulations allow atomic-scale examination of material's response to various stimuli, such as thermal or shock initiation of an energetic or reactive material, resulting in chemical reaction. Such insight leads to better understanding of the fundamental mechanisms that control conversion of a material in a chemical reaction, which can then be exploited to design materials, chemicals, or experiments that will subsequently alter or control chemical behavior or material response.

Additionally, Dr. Rice has transitioned standard theoretical chemical methodologies into practical predictive tools. She has developed a computational chemistry toolkit for energetic materials design that is used to screen candidate materials before attempting synthesis. The toolkit consists of a suite of software to predict properties that are related to performance, vulnerability, and environmental hazards of the materials. The development of these tools has eliminated waste streams associated with synthesis and testing for probable poor performers, thus allowing valuable time and resources to be expended on the most promising materials.

In maintaining and augmenting the toolkit, Dr. Rice evaluates emerging atomistic simulation methodologies and software developed by DoD-supported academicians for energetic materials research. She identifies deficiencies in these methods and models, recommends improvements, or incorporates suitable software into the toolkit for use by the DoD computational chemistry and materials research community.

Biography

Dr. Rice began her career with the Army as a National Research Council Postdoctoral Fellow at the Ballistic Research Laboratory in 1989, and was subsequently hired by ARL in 1990, where she acts as the Leader of the Atomistic Modeling of Energetic Materials Team.

She earned a Bachelor of Science in chemistry from Cameron University in Oklahoma in 1984, and was awarded a Ph.D. in chemistry at Oklahoma State University in 1987.

She held a postdoctoral position in 1988 with Chemical Dynamics Corporation before joining the Army research community.

Dr. Rice has authored more than 70 open literature publications in chemical physics journals. She has also written nine invited book chapters on molecular simulations of energetic materials.

She was the recipient of the 1999 and 2007 ARL Award for Publication, both of which detail her activities to predict properties of energetic materials related to their performance in weapons systems or their sensitivity to shock impact. She was also awarded the 1997, 2003, and 2008 Army Research and Development Achievement Awards for molecular simulations of energetic materials. In 2006, her paper *Theoretical Chemical Characterization of Energetic Materials* was named as the Outstanding Meeting Paper for the 2005 Materials Research Society Fall Meeting Symposium H (Multifunctional Energetic Materials) Proceedings.

She also has been involved in several High Performance Computing Modernization Program (HPCMP) Common High Performance Computing Software Support Initiative (CHSSI) projects, awarded to develop scalable high-performance software for DoD applications. She also participates in an HPCMP Challenge project, in which high priority computational time on HPCMP shared resources is awarded to investigators who require large-scale calculations of data of critical importance to DoD. She also holds the position of Senior Scientist at the High Performance Computing Software Application Institute for Reactive Multi-scale Modeling of Insensitive Munitions, awarded in 2008.

Additionally, she is ARL's Activity Allocation Officer, a corporate position in which she establishes priorities for allocating ARL's computational resources to individual projects, and ensures that allocations are appropriately distributed and available to the workforce. In 2007, she was appointed the primary Service/Agency Approval Authority for the Army Research Office and is the alternate for ARL. In this position, she assists and sponsors ARO-supported academics in developing their proposals and establishes allocations and accounts on HPCMP resources.


Dr. Rice has been married for 32 years, and has two grown children. She is active in her church, where she is the pianist/organist.

Brian Sadler

Computational and Information Sciences Directorate

301.394.1239

brian.sadler@us.army.mil



Research Interests

Brian Sadler's research interests are generally in mobile wireless networked and autonomous systems, including sensing, communications, signal processing, and control. He has made fundamental contributions in information science, networked and multichannel systems, acoustics, optics, and mixed-signal integrated circuit architectures. His work includes basic and applied research, with an emphasis on fundamental analysis, as well as experimental efforts and implementation in fielded systems.

Biography


Brian M. Sadler received the Bachelor of Science and Master of Science degrees from the University of Maryland, College Park, and his Ph.D. from the University of Virginia, Charlottesville, all in electrical engineering.

Dr. Sadler is broadly engaged in collaborative research, research management, and government consulting, and he has directed several projects via the Small Business Innovation Research (SBIR) program. He has been active in several ARL Collaborative Technology Alliances (CTAs), and is a technical area lead in the Micro Autonomous Systems and Technology CTA. He has participated in many Defense Advanced Research Projects Agency (DARPA) programs and projects, and consulted to a variety of government organizations. He has lectured at the University of Maryland, and lectured at Johns Hopkins University for 15 years.

Dr. Sadler is active in conference and workshop organization and planning, as well as Institute of Electronics and Electrical Engineers (IEEE) technical committees. He co-chaired the 2nd IEEE Workshop on Signal Processing Advances in Wireless Communications, and has organized many sessions and panels in various venues. He has been an associate editor for several journals, including the *IEEE Transactions on Signal Processing*, and *IEEE SP Letters*. He has also been a guest editor for several special issues, including the *IEEE Journal on Selected Areas in Communications*, the *IEEE Signal Processing Magazine*, and was lead guest editor for an issue of the *IEEE Transactions on Special Topics in Signal Processing* on ultrawideband systems.

Dr. Sadler's awards include the IEEE Signal Processing Society Best Paper Award, the ARL Award for Science, a University of Maryland Invention of the Year Award, three Army Research and Development Achievement awards, an Army SBIR Phase II Quality award, and two Army Science Conference Paper awards. He has mentored many students, and has served on 12 Ph.D. committees in the United States and Europe. He has co-authored more than 275 publications and several patents. He is a Fellow of the IEEE.

Brian enjoys family activities with his wife and two daughters, and is an avid drummer who performs regularly.



Paul Shen

Sensors and Electron Devices Directorate

301.394.1531

paul.shen@us.army.mil

Research Interests

Paul Shen is internationally known for his pioneering work on modulation spectroscopy on semiconductor, especially for his contribution to the development of photoreflectance for semiconductor material and heterostructure characterization. These include the theory of photoreflectance, the theory of Franze-Keldysh oscillations in modulation spectroscopy and instrumentation for modulation spectroscopy.

His principal research interests are in the study of the electronic and optical properties of semiconductor materials and the development of novel semiconductor optoelectronic devices, including ultra-high contrast, ultra-fast spatial light modulators, polarization sensitive and insensitive OE modulators, low threshold semiconductor vertical cavity lasers, microwave frequency OE mixers, etc.

In his recent research, Dr. Shen has focused on the area of GaN-based wide band gap semiconductor material and UV optoelectronic devices, including high efficient UV light emitting diode at solar blind wavelength, UV semiconductor lasers, and UV avalanche detectors.

Biography

Dr. Shen received a Bachelor of Science degree in nuclear physics from Shanghai Fudan University, a Master of Science degree in applied physics from Shanghai Jiaotong University, and a Ph.D. in solid state physics from the City University of New York. Following three years of postdoctoral research, he joined the GEO Centers Inc., and then the U.S. Army Electronics Technology and Devices Laboratory, which later became part of ARL. Currently, he is a senior scientist at Sensors and Electron Devices Directorate of ARL. He is also an adjunct professor at Rutgers University and at University of Illinois.

He has authored and co-authored more than 200 refereed journal papers. He is the author on the topic of Quantum Wells in *Encyclopedia of Materials Science and Engineering, Supplementary* and in *Concise Encyclopedia of Semiconducting Materials and Related Technologies*; and a co-author on the topic of Optical Waveguide Components in *Wiley Encyclopedia of Electrical and Electronic Engineering*. Dr. Shen's publications have been cited more than 3,200 times in the open literature and two papers have more than 220 citations each. He has been awarded 18 U.S. patents, with three licensed to industry.

Dr. Shen received Department of Army Research and Development Achievement Awards in 1992, 1992, 1995, 1997 and 2002, and the Army Science Conference Paul A. Siple (first place) Award in 1994.


Dr. Shen is also a Fellow of Optical Society of America.

Ananthram Swami

Computational and Information Sciences Directorate

301.394.2486

ananthram.swami@us.army.mil



Research Interests

Ananthram Swami's research interests are in the broad areas of signal processing, wireless communications, and networking, with emphasis on sensor and mobile ad hoc networks and network science.

Biography

Ananthram Swami received the B.Tech. degree from IIT-Bombay, a Master of Science degree from Rice University and a Ph.D. degree from the University of Southern California, all in Electrical Engineering. Before joining ARL, he held research positions with Unocal Corporation, USC, CS-3 and Malgudi Systems.

He was a statistical consultant to the California Lottery, developed a MATLAB-based toolbox for non-Gaussian signal processing, and has held visiting faculty positions at Institut National Polytechnique, Toulouse, France.

Dr. Swami has published more than 300 journal and conference papers in the area of signal processing, communication networks, and network science. He is a government lead in ARL's Collaborative Technology Alliance on Network Science, and in the International Technology Alliance in Network and Information Sciences, and a consultant to several Defense Advanced Research projects Agency (DARPA) programs.

Dr. Swami was a member of the Institute of Electronics and Electrical Engineers (IEEE) Signal Processing Society's Board of Governors, and has served on the Editorial Boards of the IEEE *Transactions on Wireless Communications*, the IEEE *Transactions on Signal Processing*, IEEE *Signal Processing Letters*, IEEE *Transactions on Circuits & Systems-II*, and IEEE *Signal Processing Magazine*. He has co-organized four workshops, including IEEE SPAWC 2010.

He was chair of the IEEE Signal Processing Society's (SPS) Technical Committee on Signal Processing for Communications, co-organizer and co-chair of the 1993 IEEE-SPS Workshop on Higher-Order Statistics, the 1996 IEEE-SPS Workshop on Statistical

Signal and Array Processing, the 1999 American Statistical Association-Institute of Mathematical Statistics (ASA-IMS) Workshop on Heavy-Tailed Phenomena and a 2002 Office of Naval Research-National Science Foundation-Army Research Office-Collaborative Technology Alliance (CTA) Workshop on future challenges to wireless communications and networking.

He was co-guest editor of a 2004 special issue of the IEEE *Signal Processing Magazine on Signal Processing for Networking*, a 2006 IEEE SPM special issue on distributed signal processing in sensor networks, a 2006 European Association for Signal Processing (EURASIP) *Journal of Applied Signal Processing* special issue on reliable communications over rapid time-varying channels, a 2006 EURASIP *Journal of Wireless Communications and Networking* special issue on wireless mobile ad hoc networks, and a 2008 IEEE *Journal of Selected Topics in Signal Processing* special issue on *Signal Processing and Networking for Dynamic Spectrum Access*.


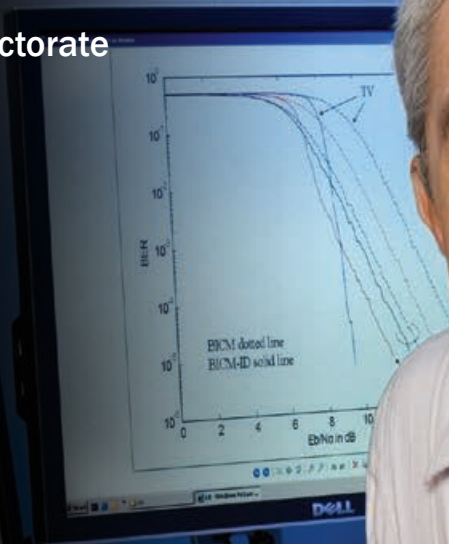
Dr. Swami has served on 15 Ph.D. dissertation committees in the U.S. and Europe. He has taught short courses for industry, as well as courses on statistical signal processing and communications theory at the University of Maryland. He received an Army Research and Development Achievement Award in 1999 for work on signal classification, a Small Business Innovation Research (SBIR) Phase 2 Quality Award in 2002, an Excellence in Federal Career Award in 2004, and an ARL Award for Science in 2006. He is a Fellow of the IEEE.

Don Torrieri

Computational and Information Sciences Directorate

301.394.2484

don.torrieri@us.army.mil



Research Interests

Don Torrieri is an Army research engineer with primary interests in wireless communication systems, spread spectrum, adaptive arrays, geolocation, and signal processing.

At present, he is actively involved in the development of two new Army systems. One is an indoor geolocation system based on a dead-reckoning inertial navigation device that will enable a squad leader to track the movement of a Soldier in a building or tunnel. Another system is an advanced adaptive array that will enable a receiver to suppress interference or jamming at levels far larger than those that currently are tolerable.

His past assignments have included assessment of the survivability of Army communication and electronic warfare systems and development of system enhancements. This work entailed extensive mathematical analyses in the areas of interference and jamming suppression, modulation, error-correcting codes, direct-sequence systems, frequency-hopping systems, adaptive arrays, interception, direction finding, and geolocation.

Dr. Torrieri spent 16 years doing classified work for the Survivability Management Office and its predecessors. His primary responsibility was to assess the survivability of Army communication and electronic warfare systems and to develop counter-countermeasures and system enhancements. He wrote many blue-ribbon committee and red-team reports on Army communication systems. His analyses were used in several Army computer models of battlefield communications. He was a contributor to survivability appendices, which were the principal output of the Survivability Management Office. Each appendix delineated both the countermeasure environment within which the system must function, and also the actions or counter-countermeasures that can often drastically increase the system's survivability.

Biography

Dr. Torrieri received a Ph.D. in electrical engineering from the University of Maryland. He previously received a Master of Science degree in physics from the University of Maryland, a Master of Science degree in electrophysics from the Polytechnic University, and a Bachelor of Science degree in electrical engineering from the Massachusetts Institute of Technology. He analyzed electronic systems at the Naval Research Laboratory, and since 1977, has worked for the Department of the Army.

He is the author of *Principles of Spread-Spectrum Communication Systems* (2005); *Principles of Secure Communications Systems* (second edition, 1992, and first edition, 1985); *Principles of Military Communication Systems* (1981); and chapter one of *Acousto-Optic Signal Processing Theory and Implementation* (second edition, 1995, and first edition, 1983).

He has also written many journal articles, conference papers, technical reports, and classified reports. He has taught many graduate courses at Johns Hopkins University, as well as many short courses. His awards include the Military Communications Technical Achievement Award (2004) and the Best Paper Award of the 1991 Institute of Electronics and Electrical Engineers (IEEE) Military Communications Conference. In 1989, he was selected as one of the original fellows of the U.S. Army Laboratory Command, predecessor to ARL.


He has been very active in community service, having coached over 20 county athletic teams for boys and girls. He is an enthusiastic softball player who plays throughout the year on several teams.

Gorden Videen

Computational and Information Sciences Directorate

301.394.1871

gorden.videen@us.army.mil



Research Interests

Gorden Videen's primary research has focused on the light-scattering properties of irregularly shaped aerosols. He began this research line when he derived an analytical solution for the light scattering by droplets containing irregularly shaped nuclei and used this solution to study the cloud absorption anomaly. This work also was instrumental in determining the location of nucleating agents within water droplets, i.e., whether they are located at the center or on the edge. This location is critical to the field of atmospheric chemistry, since nucleating agents located on droplet edges are exposed to air and tend to undergo much more rapid chemical reactions. Currently, he is studying the effect of aggregation on the back-scattered light and its use as a discriminator for detector systems.

With colleagues, he has modified T-matrix methods, the most widely used method for calculating light scattering by non-spherical aerosol particles. The newly developed Sh-matrix allows for the rapid calculation of light-scattering properties from a polydispersion of particles of different size and refractive index and illuminated at different wavelengths, much more rapidly than the traditional T-matrix methods.

Such a technique is extremely valuable to the remote-sensing/LIDAR communities, which need large look-up tables of such properties to interpret their data. This Sh-matrix theory has been expanded in the last few years, and Dr. Videen and colleagues have been able to use it to derive analytical solutions for the light-scattering from particles having complicated geometries, like Chebyshev particles, bi-spheres and capsules, lenses, finite cylinders, and even corrugated finite cylinders and capsules.

He has studied light-scattering properties of surfaces since 1991, when he formulated a technique and derived an analytical solution for the scattering by the most fundamental microstructure, a sphere located on or near a planar interface. Dr. Videen has published over a dozen manuscripts and two book chapters on the scattering from structures on surfaces. He currently is developing and using numerical (Discrete Dipole Approximation and Finite-Difference Time-Domain) algorithms to calculate the light scattered by arbitrarily shaped structures on substrates.

During the 2003 opposition of Mars, Dr. Videen was a member of the research team that used the Hubble Space Telescope to map the surface polarization of Mars as a function of phase angle. During this study, thin clouds were discovered preceding a dust storm that could only be visualized using polarization techniques. The polarization phenomenon under investigation was the Polarization Opposition Effect (POE) that is commonly seen in planetary remote-sensing studies. Dr. Videen extended this research to terrestrial aerosols and showed that it is feasible to distinguish clouds containing potential biological-warfare agent spores from clouds of dust or water particles.

Biography

Gorden Videen received his Ph.D. in optics at the University of Arizona in 1992, studying rough surfaces and contaminants on mirrors using light scattering. He spent nearly three years researching atmospheric aerosols in postdoctoral research at Dalhousie University, followed by two more years developing aerosol detection techniques at White Sands Missile Range, New Mexico, as a National Research Council (NRC) postdoctoral fellow, and at New Mexico State University, where he was also a faculty member.

He was hired as a physicist at the ARL in 1997 and was a co-recipient of the ARL Science Award that year. He has developed unique theories to calculate the scattering from irregular particle systems—e.g., particles on substrates, aggregate particles, and cellular systems. He currently is working on detection methodologies of atmospheric threat aerosols using elastic light scattering.

He has published over 130 peer-reviewed manuscripts with over 120 collaborators in scientific journals dealing with experimental, theoretical, and computational aspects of light scattering. He also has edited eight books, contributed 12 book chapters, and has co-chaired eight international conferences and workshops. From 2005 to 2007, he undertook a sabbatical at the University of Amsterdam Astronomy Department, where he developed efficient algorithms to calculate light scattering from irregular particles.

Dr. Videen and his wife Erin have two daughters, Scotia and Paisley. As a hobby, he enjoys performing remote-sensing studies of asteroids and planetary regolith, in addition to brewing beer, cider, and mead. He and Erin are active members of the BBQ Brethren and have won three Throwdowns in the categories of "Cakes and Pies," "Beer, Wine, and Spirits," and "Bacon."

Bruce J. West

Army Research Office

919.549.4257

bruce.j.west@us.army.mil



Research Interests

Bruce J. West is Chief Scientist Mathematics (ST) of the U.S. Army Research Office, Information Science Directorate, from 1999 to the present.

His research focus has been on the development of the mathematical tools necessary to understand complex phenomena as they apply to the nascent discipline of Network Science. He has led the development of the ARL External Nonlinear Science program starting in 2006. His work on the fractional calculus for the modeling of complex phenomena lead to *Physics of Fractal Operators* (with M. Bologna and P. Grigolini, Springer, 2003) for which he received the ARL Award for Publication in 2003. This book explains the importance of the fractional calculus in modeling nonlinear complex dynamical networks in both the physical and life sciences.

In studying complex networks, he has pursued research in physiology and the modeling of nonlinear biomedical phenomena leading to the text *Biodynamics: Why the Wirewalker Doesn't Fall* (with L. Griffin, Wiley & Sons, 2004). His research has provided new measures for the detection and assessment of injury, disease, and other physiologic pathologies of significance to the Soldier. These measures include the assessment of the level of injury in head trauma, the detection of abnormalities in the cardiovascular network and in the motor control network for human locomotion, the detection of micro-seizures during sleep, and quantitative indicators of a Soldier's general state of health. These measures are laid out in a pedagogic manner in the book *Where Medicine Went Wrong* (World Scientific, 2006) written for a lay audience.

Biography

Dr. West graduated with a Ph.D. in nuclear physics from the University of Rochester in 1970, after which he was a post-doctoral researcher for two years before becoming the first full-time employee of Physical Dynamics Inc., a for-profit employee-owned research and development company. In 1976, he and senior scientists from the University of Rochester, the Massachusetts Institute of Technology and the University of California-Berkeley became the founding members of the La Jolla Institute, a not-for-profit research and development corporation, where he remained in various positions until joining the university in 1989.

Prior to becoming a university professor, Dr. West was the director, Division of Applied Nonlinear Science, La Jolla Institute, from 1983 to 1989. During this period, he worked on the development of nonlinear dynamical models of biomedical phenomena, physical oceanography and the statistical mechanical foundations of thermodynamics. Specifically, he used renormalization group concepts to extract pattern information from time series extracted from geophysical and biomedical phenomena.

Dr. West was associate director, Center for the Studies of Nonlinear Dynamics, La Jolla Institute, from 1979 to 1983. He applied some of the newly emerging concepts in nonlinear dynamics systems theory to nonlinear water wave fields and turbulence. He also examined how the branching structure of the lung and other physiological structures could be described by scaling.

Before coming to ARO, Dr. West was professor of physics, University of North Texas, 1989 to 1999; chair of the Department of Physics, 1989 to 1993; and founding director of the Center for Nonlinear Science, 1994 to 1999. During his time at the university, he did research into the quantum manifestations of chaos (energy level repulsion, ionization rate enhancement, breakdown of the Correspondence Principle); the foundations of statistical mechanics (getting random fluctuations without statistics, failure of the Green-Kubo relation, Lévy statistics); and nonlinear processing techniques applied to biomedical phenomena.

In 1992, he was elected a Fellow of the American Physical Society. In 1993, he received the Decker Scholar Award for outstanding research in complex adaptive systems from the University of North Texas and the 1994 University of North Texas' President's Award for general support of research on campus.

In 2005, he was awarded the Department of the Army's Superior Civilian Service Award for innovative research into the applications of complex adaptive systems theory to biomedical phenomena.

His biography is in *Who's Who in America* where he received the 2009 Professional of the Year Award in Applied Physical Science and Mathematics. He is a member of the American Physical Society, American Physiological Society, American Geophysical Union, American Association for the Advancement of Science, The New York Academy of Sciences, and he is an Adjunct Professor of Physics at Duke University (2000-present).

Dr. West has produced more than 350 publications, including 12 books, and his published research has received more than 8,500 citations.

His outside interests include art, philosophy, and reading, and he is a *shodan* (black belt first degree) in Judo.



Michael Wraback

Sensors and Electron Devices Directorate

301.394.1459

michael.wraback@us.army.mil

Research Interests

Dr. Michael Wraback's research has spanned many aspects of the physics of semiconductors and semiconductor devices, with a focus on ultrafast phenomena occurring on femtosecond and picosecond time scales. He specializes in the study of nonequilibrium carrier dynamics and transport, as well as the manipulation of the polarization of electromagnetic radiation in high contrast ultrafast modulators and terahertz detectors through photo-induced optical anisotropy.

Dr. Wraback is currently the leader of the nitride semiconductor optoelectronics team within the Electro-Optics and Photonics Division of the Sensors and Electron Devices Directorate. He provides technical oversight of research in III-V nitride molecular beam epitaxy (MBE) and metal organic chemical vapor deposition (MOCVD) growth of ultraviolet (UV), visible, and infrared (IR) optoelectronic materials and devices; processing, fabrication, and testing of UV emitters and detectors; THz (terahertz) optoelectronics; high efficiency solar cells and visible light emitters and detectors; and theoretical and experimental studies of carrier dynamics and transport in wide band gap semiconductors. Most recently, Dr. Wraback has been investigating the optical properties of spontaneously forming nanostructures in nitride semiconductors and their impact on the performance of UV, visible, and THz emitters.

Biography

Dr. Michael Wraback received his Bachelor of Science in physics from Georgetown University in 1985, his Bachelor of Mechanical Engineering from the Catholic University of America in 1986, and his Master of Science and Ph.D. in physics from Brown University in 1988 and 1992, respectively, under the direction of Jan Tauc. With the help of an IBM Doctoral Fellowship, he performed the first direct measurements of hot carrier relaxation and photo-induced bleaching in amorphous semiconductors.

As a postdoctoral associate from 1992 to 1994, Dr. Wraback developed ARL's first femtosecond spectroscopy laboratory, and used it to probe excitonic optical nonlinearities associated with ultrafast polarization rotation in high contrast optical modulators based upon optically anisotropic semiconductor quantum wells. This work was instrumental to the 1994 Department of the Army Research and Development Achievement (RDA) Award and the 1994 Paul A. Siple Medal at the Army Science Conference received by Dr. Wraback's team. Dr. Wraback continued this work as a research physicist at ARL, demonstrating a THz frequency high contrast optical modulator based on virtual exciton effects, for which he received a 1997 RDA Award, and a THz radiation detector. He also extended this work to the UV spectral range by developing a high contrast UV modulator using the optical anisotropy in wurtzite ZnO grown along a nonpolar direction. He has been granted three patents for his work on

modulators and THz detectors employing optical anisotropy and the creation of this anisotropy through novel materials growth and processing.

Dr. Wraback initiated a research program in wide band gap semiconductor optoelectronics in response to a growing Army need for low cost ultraviolet sources and detectors for biodetection and sensing applications. He employed femtosecond electroabsorption measurements in GaN p-i-n diodes to perform the first direct measurements of the electron velocity-field characteristic, transient velocity overshoot, and negative differential resistance in GaN. The knowledge gained from these measurements has guided the development of Gunn diode THz sources, high frequency electronics, and avalanche photodiodes. Dr. Wraback received a 2002 RDA Award and Best Paper Award at the 2002 Army Science Conference for his work in this area. As team leader for Nitride Semiconductor Optoelectronics, he has been instrumental to the development of the first laboratory for the study of sub-picosecond ultraviolet emission from wide band gap semiconductors in 2002, and the development of a new type of AlGaIn containing nanoscale compositional inhomogeneities with enhanced ultraviolet radiative efficiency, even in the presence of large defect densities. This research resulted in a 2005 RDA Award and the 2005 ARL Honorary Award for Science, as well as two patents that have been licensed by industry. Dr. Wraback has also extended the utility of nitride semiconductors to the THz spectral range, for which he received a 2009 RDA Award for exploiting their polarization properties to develop novel high performance THz sources.

Dr. Wraback has authored more than 100 publications and presentations, including more than 50 invited presentations. His work has received more than 1,100 citations. He is a member of the American Physical Society, the Optical Society of America, Phi Beta Kappa, and Sigma Xi.

Dr. Wraback is devoted to his wife and three daughters, and has been active in the coaching of youth softball and soccer. He also enjoys singing, directing, and writing classical choral music, and has been involved in these capacities with several church groups over the past two decades, including the recording of two CDs. Currently, he is incorporating his love of music into the teaching of sixth grade religious education (i.e., Old Testament) at his parish church.

ARL Leadership through the Years

ARL was provisionally established at Adelphi, Maryland, in July 1992, formally activated on October 2, 1992, and permanently established on November 2, 1992.

ARL is the Army's premier laboratory for basic and applied research and analysis. ARL consists of the Army Research Office (ARO) and six Directorates—Computational and Information Sciences; Human Research and Engineering; Sensors and Electron Devices; Survivability and Lethality Analysis; Vehicle Technology; and Weapons and Materials Research. The Army relies on the ARL Team for scientific discoveries, technologic advances, and analyses that provide Soldiers with the capability to win on the battlefield.

The Army Research Office executes the Army extramural basic research program in scientific and engineering disciplines. The Laboratory now consists of approximately 2,000 military and civilian employees with an annual budget of more than \$1 billion.

At its inception, ARL assumed operational control of Laboratory Command (LABCOM) headquarters, the seven laboratories (formerly under LABCOM direction), the LABCOM Installation Support Activity, and Special Technology Offices. Though ARL has gone through several reorganizations, it maintains management control over the former LABCOM entities.

ARL has consistently provided the enabling technologies in many of the Army's most important weapons systems. Technology and analysis products are moved into Army Research, Development, and Engineering Centers (RDECs) and to other Army, Department of Defense (DoD), government, and industry customers. ARL programs are focused on key science and technology underpinnings that will enable ARL to provide a full spectrum of capabilities to the Army supporting a more versatile, agile, survivable, lethal, deployable, and sustainable force.

Mr. Richard Vitali

During Richard Vitali's tenure as the acting ARL Director, the ARL Fellows were established. A native of Hartford, Connecticut, and an alumnus of St. Lawrence University from where he earned a Bachelor of Science in physics, Mr. Vitali began his career at the Aberdeen Proving Ground's Ballistic Research Laboratory where he was chief, Warhead Mechanics Division; chief, Terminal Ballistics division; and chief, Vulnerability Division. The results of his research can still be seen today in many areas, including M-1 tanks.



In 1985, while serving at the Army Materiel Command, he was instrumental in the formulation of ARL's predecessor LABCOM, and began planning the physical consolidation of the disparate Army laboratories under a concept recommended to the President as LAB 21, a blueprint for the Army's future. Later, as director of corporate laboratories at LABCOM, he oversaw the seven laboratories spanning missions from human performance to ballistics.

Under his direction, LABCOM was the most successful DoD entity in the Army's Productivity Capital Investment Program, saving some \$22 million and 197 man years in 1986-98.

Mr. Vitali was instrumental in the awarding of a contract to ARL's Army High Performance Computing Research Center for Army-wide research issues. He was also the chairman of a technology exchange program with France, and developed and maintained close working ties with his counterparts in NATO and non-NATO countries.

He received many awards during his career, including a Presidential Rank Award, a Presidential Citation, the Meritorious and Exceptional Civilian Service Awards, and the Research and Development Awards.

Dr. John W. Lyons

Dr. John W. Lyons, a physical chemist with degrees from Harvard College and Washington University in St. Louis, Missouri, served as the first director of ARL from 1993-1998. During this time, ARL launched its federated laboratory initiative, implemented a new personnel system, and focused on technologies to “digitize the battlefield.” ARL was recognized with 4 Hammer Awards for management innovations as part of the National Partnership for Reinventing Government.



He served in research and development positions with the Monsanto Co. from 1955 until 1973 when he joined the National Bureau of Standards (NBS) in Gaithersburg, Maryland. At NBS, he was the first director of the Center for Fire Research and in 1978, became the first director of the National Engineering Laboratory, a unit that eventually included about half of the NBS programs. In 1990, Dr. Lyons was appointed by President George Bush to be the ninth director of NBS, by that time renamed the National Institute of Standards and Technology (NIST).

He has published four books and more than 60 papers, and holds a dozen patents. He has served on many boards and commissions, most recently the National Commission on Superconductivity, the National Critical Technologies Panel and the Federal Advisory Commission on Consolidation and Conversion of Defense Research and Development Laboratories. In 1993, he chaired the Blue Ribbon Committee on Research and Public Services for the Board of Regents, University of Maryland System.

Dr. Lyons was elected to the National Academy of Engineering in 1985. He is a fellow of the American Association for the Advancement of Science and of the Washington Academy of Science, as well as member of the American Chemical Society and Sigma Xi. Dr. Lyons was elected by the ARL Fellowship as the first honorary ARL Fellow.

He is married to the former Grace Hanley. They have four children and eight grandchildren.

Dr. Robert W. Whalin

Dr. Robert Whalin, ARL's second director, came to the organization in December 1998 and retired after 36 years of service in early 2003. Prior to this appointment, he served as the first permanent civilian director of the Engineer Waterways Experiment Station in Vicksburg, Mississippi, from 1992-1998.



A native of Richmond, Kentucky, he has a bachelor's degree in physics from the University of Kentucky, a master's degree in physics from the University of Illinois and a Ph.D. in physical oceanography from Texas A&M University. He is both a registered engineer and a renowned coastal engineer. In addition, he has served as adjunct professor at Mississippi State University, Texas A&M University and the University of Mississippi.

Some of his major awards include the Presidential Rank Award of Meritorious Executive in 1987 and 2002; the Presidential Rank Award of Distinguished Executive in 1994; the Department of the Army Meritorious Civilian Service Award in 1993 and 1998; the Department of the Army Award for Outstanding Achievement in Equal Opportunity in 1985 and 1997; and the Silver Order of the deFleury Medal in 1998.

Dr. Whalin is a member of Phi Kappa Phi and Phi Eta Sigma honorary fraternities, Sigma Xi research society, American Society of Civil Engineers, American Society for Engineering Education, Army Engineer Association, Association of the United States Army and the National Defense Industrial Association. He has authored and co-authored more than 100 technical papers and reports.

He is now the associate dean for engineering and professor of engineering with the College of Science, Engineering and Technology at Jackson State University in Jackson, Mississippi.

Mr. John M. Miller

Mr. John Miller is the Director of the U.S. Army Research Laboratory, the Army's premier laboratory for basic and applied research and analysis. ARL conducts research and analysis in weapons and materials, sensors and electron devices, computational and information sciences, human research and engineering, vehicle technology, and survivability and lethality analysis. ARL's Army Research Office executes the Army extramural basic research program in scientific and engineering disciplines. The Laboratory consists of approximately 2,000 military and civilian employees with an annual revenue of over \$1 billion. Under Mr. Miller's leadership, the laboratory has received numerous awards and recognition, including two Research Laboratory of the Year Awards (2004 and 2006), and 11 Army Greatest Invention Awards (2003, 2004, 2005, 2006 and 2008).



From 1992 until his assignment as ARL Director in March 2003, Mr. Miller served in a number of management and leadership positions in ARL. He was the ARL Associate Director for Plans, Programs and Budget with responsibility for strategic and operational planning, revenue allocation, and program formulation and direction. He held positions as Division Chief, Deputy Director and Director of the Sensors and Electron Devices Directorate where he was responsible for directing basic and applied research in sensors and signal and image processing technologies.

From 1971 through 1992, Mr. Miller held positions as Project Engineer, Branch Chief, and Deputy Laboratory Director of the U.S. Army Harry Diamond Laboratories. During this time, he was responsible for research and development in radar fuzing, telemetry, battlefield radars, and automatic target recognition.

From 1969 through 1971, Mr. Miller was a Project Engineer at the Pratt and Whitney Aircraft Company where he was responsible for design of components for advanced turbofan engines for the F14 and F15 aircraft.

Mr. Miller holds a bachelor's degree in aerospace engineering and a master's degree in mechanical engineering, both from the University of Maryland. He is a past recipient of the U.S. Army Research and Development Achievement Award (1980), the Army Superior Civilian Service Award (2003), and Presidential Rank Award (2007).

Dr. Allen F. Grum, P.E.

Dr. Allen F. Grum served as the Associate Director for Strategic Initiatives and as the Associate Director for Science and Technology at ARL in Adelphi from 2002 to 2005. He provided a generous amount of assistance to the Fellows during his tenure.

Dr. Grum came to ARL from Mercer University, Macon, Georgia, under provision of the Intergovernmental Personnel Act. At Mercer, Dr. Grum was a professor of industrial and systems engineering.



Dr. Grum's schooling includes a Bachelor of Science from the United States Military Academy, a Master of Science from MIT, and a Ph.D. in Engineering Economic Systems from Stanford.

Following his graduation from West Point, he served in the Corps of Engineers. His assignments included platoon leader and company commander in Korea; assistant to the Resident Engineer, Fort Campbell, Kentucky; technical operations officer, Engineer Research and Development Laboratories, Fort Belvoir, Virginia; Commander, Engineer Detachment, Bordeaux, France; Topographic Operations Officer, Engineer Intelligence Center, Schwetzingen, Germany; Commander, 589th Engineer Battalion, Vietnam; Chief, General Material Branch, Office of the Chief of Research and Development, Department of the Army; and Director, Waterways Experiment Station, Vicksburg, Mississippi.

He was an assistant professor in the Department of Military Art and Engineering at the Military Academy prior to his tour in Vietnam. Following this, he returned to West Point as associate professor of operations research and management science, and, subsequently, professor and head of the Engineering Department.

After 33 years of Army service, Dr. Grum retired as a Brigadier General and moved to Mercer University to help start a new engineering school. His academic positions at Mercer included Dean; Associate Dean for Graduate Studies; Chair, Mechanical and Industrial Engineering Department; and Director of the Program in Industrial Management. He also served as the Kaolin Chair of Engineering.

His Army awards include the Distinguished Service Medal, the Legion of Merit with Oak Leaf Cluster, the Meritorious Service Medal with Oak Leaf Cluster, the Bronze Star Medal with "V" device and Oak Leaf Cluster, and the Army Commendation Medal.

Civilian honors include induction into the Iota Chapter (Cooper Union) of Tau Beta Pi as a Distinguished Engineer, recognition as Teacher of the Year in the Mercer School of Engineering, 1996-97, and Distinguished Visiting Scholar, Department of Urban Systems Engineering, George Mason University, 1997. He is a licensed professional engineer in New York and Georgia.

He has served on the Army Science Board, participated in a Board of Army Science and Technology study and a Transportation Research Board study; and has extensive consulting experience.

Dr. Grum was selected by the ARL Fellows as an Honorary Fellow and continues his dedication to ARL by consulting with the Army Research Office and with elements of ARL at Adelphi. He is married to the former Jane Patterson of Aiken, South Carolina. They have five grown children.

Dr. Volker Weiss

Dr. Volker Weiss joined ARL in March 2007 as the Associate Director for Science and Technology. Dr. Weiss is a research professor from Syracuse University, under the Intergovernmental Personnel Act (IPA). He serves as the senior advisor to the ARL Director on the quality and direction of the ARL technical program in basic research, applied research, and technical analysis.



As a Professor of Engineering and Physics at Syracuse University, Dr. Weiss has served on the faculty since 1957. His teaching and research contributions are in the area of mechanical behavior of materials, especially fracture mechanics, and metal physics. He has also introduced logic programming computer methods to problems in Materials Science and Engineering. His connection with U.S. Army sponsored research started in the mid 1950s when he conducted and participated in research programs with Watertown Arsenal on residual stresses, fracture, fatigue and rolling contact fatigue. After the well known Sagamore Research Conference Series was started under U.S. Army sponsorship in 1954, he served as the Syracuse project director and editor of the proceedings for almost 20 years. He has published more than 75 papers, edited 23 books, and is the co-inventor on several patents.

In the administration of Syracuse University, he served as Director of the Metallurgical Research Laboratory, as Associate Chairman for Materials Science, as Associate Dean for Research in the Engineering College, and as Vice President for Research and Dean of the Graduate School.

Dr. Weiss is a Fellow of the American Society for Metals (ASM International). He is also the recipient of a NATO Senior Scientist Fellowship (1967-1968); the NASA Minor Award (1968); the Adams Memorial Award of the American Welding Society; and a Fulbright Professorship to Austria for the fall semester in 1992. Dr. Weiss studied engineering physics in Graz and Vienna, Austria, where he received the Dipl.-Ing diploma.

Subsequently, he studied metallurgy and solid state physics at Syracuse University under a Fulbright Scholarship. After receiving a doctorate in Syracuse University's Solid State Science and Technology Program, he joined the faculty of Syracuse University in 1957.

Former ARL Fellows

Emeriti

Arthur Ballato

Time and Frequency, Electro- and Crystal Physics

Harold Breaux

High-Performance Computing

Carl Campagnuolo

Nonchemical Energy Conversion

Mitra Dutta

Microelectronics

Donald Eccleshall

Advanced Survivability Techniques

Henry Everitt

Condensed Matter Physics

Georges Garinther

Acoustics and Human Performance

Gary Hagnauer

Novel Polymer Materials

Gerald Iafrate

Physical and Engineering Sciences

Clarence Kitchens, Jr.

Fluid and Blast Dynamics

J. Terrence Klopocic

Nuclear Instrumentation and Directed Energy

Richard Leavitt

Semiconductor Quantum-Well and Super Lattice Structures

Herbert Leupold

Magnetics

James McGarrity

Semiconductor Electronics

F. Barry McClean

Radiation Effects on Electronic Materials

Donald Messier

Structural Materials (Ceramics)

Charles Murphy

Aeronautics and Missile Dynamics

Emeriti *(continued)*

T. Kevin O'Brien

Structures and Materials

Edward Poindexter

Materials Science

G. Richard Price

Audition

Arunachalam "Raj" Rajendran

Continuum Mechanics

Jack "John" Rowe

Solid State Physics

Edward Schmidt

Aeroballistics and Electric Armaments

Michael Stroschio

Microelectronics

Walter Sturek

High-Performance Computing for Modeling in Computational Fluid Dynamics

Malcolm Taylor

Nonparametric Statistics and Fuzzy Sets

John Vig

Frequency Control and Timing

Mikhail Vorontsov

Adaptive Optics and Nonlinear Dynamics

Thomas Wright

Applied Mechanics and Mathematics

Deceased

Norman Berg**Clyde Morrison****Joseph Sattler****Robert Fifer**

