


C H A N N E L T O P A L A C I O S

*PLACEMENT AREA
NO. 14*

PLAN
0 500 1,000 1,500
SCALE IN FEET

Palacios 1



C H A N N E L T O P A L A C I O S

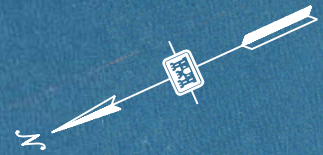
C H A N N E L T O

*PLACEMENT AREA
NO. 14*

*PLACEMENT AREA
NO. 13*

PLACEMENT AREA NO. 12





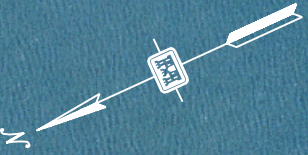
C H A N N E L T O P A L A C I O S

C E M E N T A R E A N O . 1 2

P L A C E M E N T A R E A N O . 1 1

*P L A C E M E N T A R E A
N O . 1 0*





C H A N N E L T O P A L A C I O S

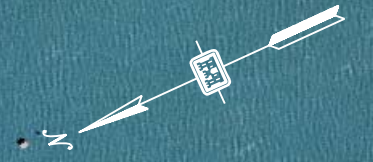
REA

PLACEMENT AREA NO. 9

PLACEMENT AREA NO. 8

PLACEMENT AREA NO. 7





C H A N N E L T O P A L A C I

PLACEMENT AREA NO. 7

PLACEMENT AREA NO. 6

PLACEMENT AREA NO. 5

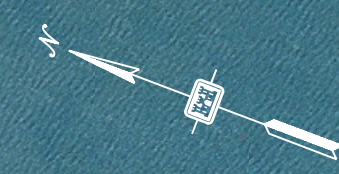


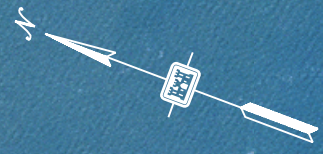
PLACEMENT AREA NO. 5

PALACIOS

PLACEMENT AREA NO. 4

PLACEMENT AREA NO. 3





STA 1795+00 (PALACIOS) =
STA 32+00 (PALACIOS) =
X = 2,867,007.03 (REALIGNMENT)
Y = 252,707.300
LAT: 28 57'13"
LON: 96 30'07"

CHANNEL TO PALACIOS

AREA NO. 3

PLACEMENT AREA NO. 2

PLACEMENT AREA NO. 1



Palacios 7

