



DoD SER

DEPARTMENT OF DEFENSE SUICIDE EVENT REPORT CALENDAR YEAR 2013 ANNUAL REPORT



**DEFENSE CENTERS
OF EXCELLENCE**

For Psychological Health
& Traumatic Brain Injury

National Center for Telehealth & Technology (T2)

**Defense Centers of Excellence for Psychological
Health & Traumatic Brain Injury (DCoE)**

t2.health.mil

The estimated cost of the report for the Department of Defense is approximately \$64,000 in Fiscal Years 2012 - 2013. This includes \$20,000 in expenses and \$44,000 in DoD labor.

Generated on 2014Jul24

RefID: 0-D493E45



**DEFENSE HUMAN RESOURCES ACTIVITY
HEADQUARTERS
4800 MARK CENTER DRIVE, SUITE 06J25-01
ALEXANDRIA, VA 22350-4000**

Dear Military Leadership and Community Members:

The Department of Defense Suicide Event Report (DoDSER) is the Department's principal suicide surveillance tool. Within the DoDSER, the Services collect and report on Service member suicide events and associated factors. It also identifies several areas that can inform suicide prevention efforts, including suicide event information, behavioral health diagnosis, psychosocial stressors, demographics, and deployment history. Additionally, monitoring and analyzing suicide events enables us to inform research activities to develop future interventions.

As you read the Calendar Year 2013 DoDSER, you will note the most common demographics associated with suicides are among males, white/Caucasian, non-Hispanic, junior enlisted (E1-E4), under 30 years of age, and educated through high school. Although this report shows some of the most common stressors and demographics that were known to precede a suicide, it also documents the complexity and variety of circumstances that exist prior to a suicide event. It underlines the importance of this issue and the fact that prevention involves all of us.

I encourage you to read and become familiar with this document and use its findings to improve efforts in preventing suicide among members of our Armed Forces. Thank you for your continued support.

Pamela S. Mitchell
Pamela S. Mitchell
Director

ACKNOWLEDGMENTS

The National Center for Telehealth & Technology (T2) prepared this Department of Defense Suicide Event Report (DoDSER) Annual Report with contributions from many organizations and individuals. We are grateful to the Services' behavioral health providers and command-designated appointees who collected and verified suicide event data. We also wish to thank the Services' Suicide Prevention Program Managers (SPPMs) and DoDSER Program Managers who oversaw the DoDSER data collection process to ensure data integrity and program compliance. In particular, Lt. Col. Kathleen Crimmins (Air Force SPPM), John Wills (Army DoDSER Program Manager), Jessica Jagger, Ph.D., M.S.W. (Marine Corps Behavioral Health Data Surveillance), and Capt. Julie Miller (21st Century Sailor Office).

We are also indebted to Lt. Cmdr. Peter Seguin, M.D., M.P.H., and Parrish Balcena, M.D., M.P.H., of the Mortality Surveillance Division of the Armed Forces Medical Examiner System (AFMES) for their support in the estimation and presentation of suicide rates for calendar year (CY) 2013, the confirmation of suicide cases reported in DoDSER, and the data on manner of death and toxicology. We also recognize the Defense Suicide Prevention Office, which played a supporting role in the production, release, and communication of this report. Finally, we would like to acknowledge T2 staff members Mark Broderick, John Baldwin, and David Coleman for their management of the DoDSER data collection system and the coordination of activities that made this report possible.



Authors:

Derek J. Smolenski, Ph.D., M.P.H.

Mark A. Reger, Ph.D.

Nigel E. Bush, Ph.D.

Nancy A. Skopp, Ph.D.

Ying Zhang, M.S.

Col. Rick L. Campise, Ph.D.

TABLE OF CONTENTS

i	Acknowledgments
iii	Executive Summary
v	A Note on the Data Sources
1	Suicide Rates
3	DoDSER Results
4	DoDSER Results: All Services
7	Air Force DoDSER Results
9	Army DoDSER Results
11	Marine Corps DoDSER Results
13	Navy DoDSER Results
15	Appendix A Methods
21	Appendix B Suicide Rate Tables
37	Appendix C DoDSER Tables For All Services Combined
51	Appendix D Air Force DoDSER Tables
65	Appendix E Army DoDSER Tables
79	Appendix F Marine Corps DoDSER Tables
93	Appendix G Navy DoDSER Tables
107	Appendix H Glossary
111	Appendix I Acronyms
113	Appendix J Feedback & Suggestions

EXECUTIVE SUMMARY

This annual report of the DoDSER program summarizes CY 2013 fatal and nonfatal suicide events reported and submitted by March 31, 2014. This report is composed of aggregated DoDSER data for each of the four covered Services: Air Force, Army, Marine Corps, and Navy. Data for each DoDSER were provided by the Services, the AFMES, and the Defense Manpower Data Center (DMDC). Personally identifiable information has been redacted from this report.

Background

The DoDSER program is a collaborative effort of T2 and the Services' (excluding the U.S. Coast Guard) suicide prevention program offices. Since January 1, 2008, the DoDSER program has standardized suicide surveillance across the Services with the ultimate goal of facilitating the DoD's suicide-prevention mission. When a death is ruled a suicide by the AFMES, a designated professional from the respective Service reviews records, conducts interviews when appropriate, and responds to the DoDSER items via the secure web-based DoDSER application (<https://dodser.t2.health.mil>). As of January 1, 2010, surveillance of suicide events expanded to include suicide attempts for all Services. Additional nonfatal suicide events including self-harm and suicidal ideation are collected by the Army. The DoDSER items collect comprehensive information about the Service member (SM) and the event.

Changes to the Annual Report

The DMDC provided data on demographic characteristics and deployment history. The use of these external, enterprise data sources is intended to improve the quality of the data reported herein. The date used for case identification for suicide rates was June 30, 2014 instead of March 31, 2014.

Caveats

No formal statistical testing was implemented in the development of this report; as such, we cannot draw strong inferences in comparisons between event types or over time. Furthermore, since the primary purpose of the DoDSER program is to monitor suicide events, both fatal and nonfatal, as they occur, the system does not specify the systematic collection of concurrent data on non-cases (i.e., controls). Collection of such data exceeds the surveillance mandate of the DoDSER and becomes a formal research protocol. The data described in this report can identify the prevalence of various suspected risk and protective factors for suicide, but definitive conclusions and inference about the role of any specific factor in terms of suicide prevention requires well-planned and well-executed etiologic research that exceeds the scope of this surveillance program.

Rates

According to AFMES's data as of June 30, 2014, there were 259 suicides among Active Component SMs and 220 among Reserve and National Guard SMs of the Selected Reserve (SELRES). The Active Component suicide rate (per 100,000 SMs) was 18.7. The rates for the Reserve and National Guard components of the SELRES were 23.4 and 28.9, respectively. Rates for the Active Components of the four services were 14.4, 23.0, 23.1, and 13.4 for the Air Force, Army, Marine Corps, and Navy, respectively.

DoDSER

Per policy, the DoDSER system collected data on suicides for all SMs in a duty status at the time of death, including SMs in the SELRES. SMs not included were Active Component SMs who were absent without leave (AWOL) or in a deserted status and SELRES SMs who were not in a duty status. The distribution of suicide DoDSERs across the four included Services was as follows: Air Force-43 (17.6%), Army-115 (46.9%), Marine Corps-45 (18.4%), and Navy-42 (17.1%). These counts included reports for both confirmed suicides and probable suicides pending a final determination. Of these suicides, 187 were confirmed by the AFMES as of January 31, 2014, the date used for the evaluation of DoDSER submission compliance. For CY 2013, all Services achieved 100% submission compliance. A total of 1,034 SMs had one or more attempted suicides reported in the DoDSER for CY 2013.

DoDSER Results

- Based on submitted DoDSERs, the most common demographic characteristics for SMs who died by suicide or attempted suicide in CY 2013 were:
 - o Male
 - o White/Caucasian
 - o Non-Hispanic
 - o Under 30 years of age
 - o Junior enlisted (E1- E4)
 - o Educated through high school
 - The primary methods for suicides were firearms and hanging. The majority of firearms used were non-military-issued firearms. Drugs and/or alcohol overdose was the most common method indicated in suicide attempt reports.
 - The most common behavioral health diagnoses for suicide DoDSERs were mood and adjustment disorders. For suicide attempt DoDSERs, the most common behavioral health diagnoses were mood and anxiety disorders.
- Failed relationships (mostly intimate in nature) and administrative/legal issues were the most frequently cited psychosocial stressors in suicide DoDSERs. In suicide attempt DoDSERs, failed relationships and financial or workplace difficulties were reported most frequently.
 - Most suicide DoDSERs and approximately one-half of suicide attempt DoDSERs indicated a history of deployment.

Conclusions

The risk and protective factors described in the CY 2013 DoDSER Annual Report reflect very similar patterns to those identified in previous years. Incorporation of data from the AFMES and the DMDC in this year's report and pending enhancements that include the use of additional external data sources will further enhance the ability of the DoDSER program to inform leadership of patterns related to suicide among SMs.

A NOTE ON THE DATA SOURCES

This DoDSER Annual Report presents data to address two important aspects of suicide surveillance:

1. What is the burden of suicide among SMs?
2. What is the distribution of known or suspected risk factors among SMs who engaged in suicidal behavior?

To answer the first question, the AFMES used data on the number of CY 2013 suicides that were confirmed or pending confirmation as of March 31, 2014 to calculate mortality rates using data from the DMDC to determine the denominators. (See [Appendix A](#) for more details on the calculations performed to produce the rates presented in this report.) The presentation of rate data for this year's DoDSER Annual Report presents rate data separately for SMs in the Active Component and SMs in the Reserve and National Guard Components of the SELRES, regardless of duty status.

To answer the second question, T2 maintains an electronic surveillance system to collect historical and risk factor data on suicides and suicide

attempts among SMs who are in a duty status at the time of the event. At present, the mandate for the surveillance system does not extend to Reserve and National Guard Component SMs who were not in a duty status. All CY 2013 suicides that were confirmed by January 31, 2014 by the AFMES were required to submit a DoDSER by March 31, 2014. Those suicides that were confirmed after this deadline may also have had a DoDSER submitted, but it was not required given the minimum time allowed to submit a report post confirmation of a suicide and the timeline for developing the annual report. The table below shows the relationship of the suicides used in the rate calculations to those included in the DoDSER data. (See [Appendix A](#) for more information on how the DoDSER system functions and a description of the types and sources of data used to complete a DoDSER.)

Distinction between the number of suicides included in the rate calculations and the number of DoDSERs included in the Annual Report

	Active Component	Selected Reserve
Number of confirmed and pending suicides for CY 2013, as of June 30, 2014	259	220
DoDSER required (suicide occurred while SM was in a duty status)	259	32
DoDSERs included in Annual Report	224	21
Met compliance requirement (DoDSERs submitted for a suicide confirmed by AFMES by January 31, 2014)	169	18
Exceeded compliance requirement (DoDSERs submitted for a suicide confirmed by AFMES after January 31, 2014, or still pending a final determination)	55	3
Suicides not included in Annual Report	35	11
Did not meet compliance requirement (DoDSERs not submitted for a suicide confirmed by AFMES by January 31, 2014)	0	0
Exceeded compliance requirement (DoDSERs submitted for a suicide confirmed by AFMES after January 31, 2014, or still pending a final determination)	35	11

THIS PAGE INTENTIONALLY LEFT BLANK

Chapter 1
SUICIDE RATES

SUICIDE RATES

In this section, we present the rates of suicide for CY 2013 (see [Appendix B](#) for tables). Rates are presented for each Service and in aggregate across the four Services included in the DoDSER surveillance program. Rates are provided separately for the Active Component and the Reserve and National Guard Components of the SELRES. All rates included in the tables are unadjusted rates. Comparisons between groups or across time do not take into account different distributions of factors, such as the age composition of each population, which can provide misleading results. Distributions of demographic characteristics and associated rates are included in the tables in [Appendix B](#) with rates redacted for categories with fewer than 20 events. A detailed discussion on the data sources, definitions, and formulae used in calculating the suicide rates is included in [Appendix A](#).

The AFMES identified 259 suicides among Active Component SMs in CY 2013. From the SELRES, there were 87 suicides in the Reserve Component and 133 in the National Guard Component. The rate of suicide (per 100,000 SMs) for Active Component SMs was 18.7. The rates for the Reserve and National Guard Components of the SELRES were

23.4 and 28.9, respectively. The suicide rates for the Active Components of the four Services were as follows: Air Force – 14.4, Army – 23.0, Marine Corps – 23.1, Navy – 13.4. The number of suicides in the SELRES for each Service was too small to calculate stable unadjusted rates with the exception of the Army Reserve and Army National Guard Components of the SELRES with rates of 30.1 and 33.4, respectively.

Chapter 2

DoDSER RESULTS

DoDSER RESULTS—ALL SERVICES

The DoDSER system collects data on demographics, contextual factors, behavioral health history, and known or suspected risk factors for suicide for all identified suicides and suicide attempts that occur among Active Component SMs and SELRES SMs in a duty status. The DMDC provided data on demographic variables and deployment history for submitted DoDSERs. DoDSERs for suicides were required to be submitted within 60 days after notification from the AFMES of confirmation of the manner of death. DoDSERs for suicide attempts were required to be submitted when an SM engaged in self-injurious behavior, with intent to die, that resulted in hospitalization or evacuation from in-theater. DoDSERs submitted by March 31, 2014 were included in data analysis to accommodate the reporting window for events that occurred up until December 31, 2013. For CY 2013, there were 245 suicide DoDSERs and 1,080 suicide attempt DoDSERs submitted by the Services. The 245 suicide DoDSERs included 187 for decedents whose manner of death was confirmed as suicide by January 31, 2014,¹ according to the AFMES, and 58 deaths with a later confirmation or pending suicide manner determination. The 1,080 suicide attempt DoDSERs provided data on 1,034 unique SMs—991 with one reported attempt, 40 with

two reported attempts, and 3 with three reported attempts.

Demographics

Demographic characteristics for all suicide and suicide attempt DoDSERs are displayed in [Appendix C, Table C1](#). Most DoDSERs for both suicides and suicide attempts were associated with the following characteristics: male, white/Caucasian, non-Hispanic, less than 30 years of age, and high school graduate. SMs were most often enlisted and affiliated with the Active Component.

Event Information

Detailed descriptive statistics on the event location, event context, and event method are presented in [Appendix C, Table C2](#). In Figure 1, we display the proportion of suicide and suicide attempt DoDSERs that indicated drug/alcohol use, firearm, or hanging as the primary event method for CY 2011 – CY 2013. In suicide DoDSERs, firearms and hanging were the methods most often used; in suicide attempt DoDSERs, the most common method was drug/alcohol overdose. Prescription and over-the-counter pharmaceuticals were the drugs used

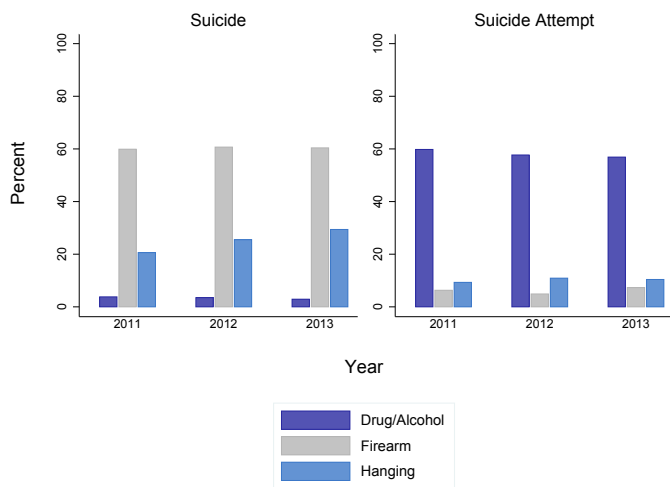


Figure 1. Distribution of event method in suicide and suicide attempt DoDSERs, all Services, CY 2011 – CY 2013.

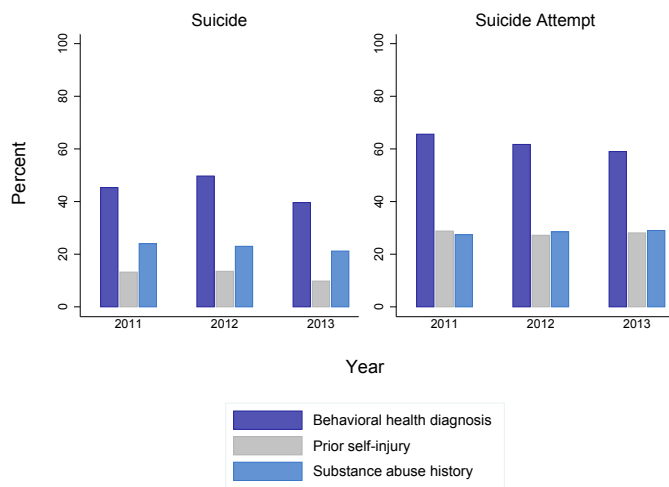


Figure 2. Distribution of behavioral health diagnosis, prior self-injury, and substance abuse history in suicide and suicide attempt DoDSERs, all Services, CY 2011 – CY 2013.

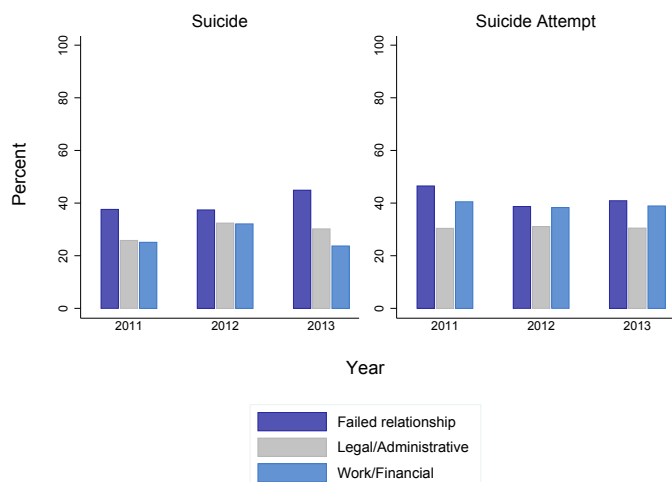


Figure 3. Distribution of three most common psychosocial stressors in suicide and suicide attempt DoDSERs, all Services, CY 2011 – CY 2013.

most frequently, either as the primary method or in addition to the primary method.

Behavioral Health

Data on behavioral health variables are provided in [Appendix C, Table C3](#). Figure 2 displays the proportion of suicide and suicide attempt DoDSERs that indicated a history of any behavioral health diagnosis, prior self-injury, or a history of substance abuse for CY 2011 – CY 2013. For suicide DoDSERs, the most common behavioral health diagnoses were mood and adjustment disorders. For suicide attempt DoDSERs, the most common diagnoses were mood and anxiety disorders. Antidepressants were the most commonly used psychotropic medication class reported in both suicide and suicide attempt DoDSERs.

Psychosocial Stressors

Psychosocial factors included in DoDSER collected information on relationships, family issues, legal or administrative problems, work and financial difficulties, and alleged abuse victimization or perpetration. [Appendix C, Table C4](#) provides descriptive data for each of these factors.

Figure 3 displays the proportion of suicide and suicide attempt DoDSERs that indicated a failed relationship, administrative or legal problems, or work and financial difficulties from CY 2011 – CY 2013. A failed relationship—primarily intimate in nature—was the most common stressor for both event types.

Deployment

A majority of suicide DoDSERs indicated a history of deployment. Approximately one-half of suicide attempt DoDSERs reported a history of deployment. ([Appendix C, Table C5](#)).

¹See [Appendix A](#) for additional information.

THIS PAGE INTENTIONALLY LEFT BLANK

AIR FORCE DoDSER RESULTS

The DoDSER system collects data on demographics, contextual factors, behavioral health history, and known or suspected risk factors for suicide for all identified suicides and suicide attempts that occur among Active Component SMs and SELRES SMs in a duty status. The DMDC provided data on demographic variables and deployment history for submitted DoDSERs. DoDSERs for suicides were required to be submitted within 60 days after notification from the AFMES of confirmation of the manner of death. DoDSERs for suicide attempts were required to be submitted within 60 days when an SM engaged in self-injurious behavior, with intent to die, that resulted in hospitalization or evacuation from theater. DoDSERs submitted by March 31, 2014, were included in data analysis. For CY 2013, there were 43 suicide DoDSERs and 259 suicide attempt DoDSERs submitted by the Air Force. The 43 suicide DoDSERs included 26 for decedents whose manner of death was confirmed as suicide by January 31, 2014,¹ according to the AFMES, and 17 deaths with a later confirmation or pending suicide manner determination. The 259 suicide attempt DoDSERs provided data on 247 unique SMs—235 with one reported attempt and 12 with two reported attempts.

Demographics

Demographic characteristics for all suicide and suicide attempt DoDSERs are displayed in [Appendix D, Table D1](#). Most DoDSERs for both suicides and suicide attempts were associated with the following characteristics: male, white/Caucasian, non-Hispanic, less than 30 years of age, and high school graduate. SMs were most often enlisted and affiliated with the Active Component. Approximately one-half of DoDSERs were for never-married SMs.

Event Information

Detailed descriptive statistics on the event location, event context, and event method are presented in [Appendix D, Table D2](#). In Figure 4, we display the proportion of suicide and suicide attempt DoDSERs that indicated drug/alcohol use, firearm, or hanging as the primary event method for CY 2011 – CY 2013. In suicide DoDSERs, firearms and hanging were the methods most often used; in suicide attempt DoDSERs, the most common method was drug/alcohol overdose. Prescription and over-the-counter pharmaceuticals were the drugs used most frequently, either as the primary method or in addition to the primary method.

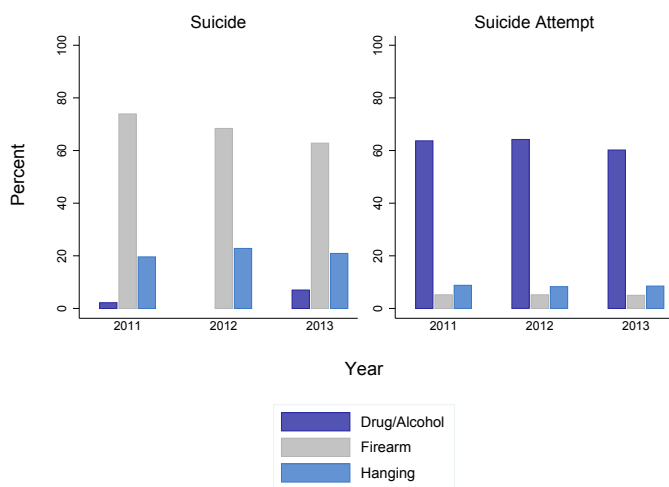


Figure 4. Distribution of event method in suicide and suicide attempt Air Force DoDSERs, CY 2011 – CY 2013.

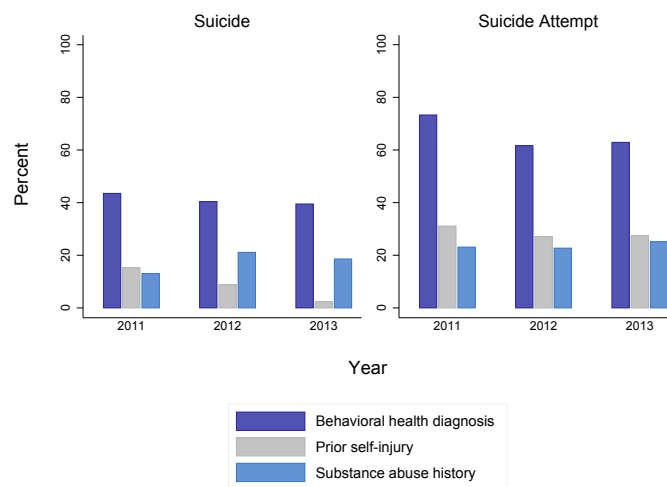


Figure 5. Distribution of behavioral health diagnosis, prior self-injury, and substance abuse history in suicide and suicide attempt Air Force DoDSERs, CY 2011 – CY 2013.

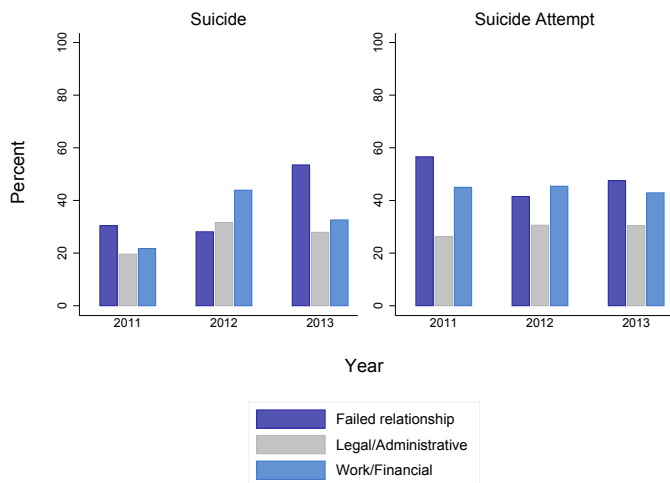


Figure 6. Distribution of three most common psychosocial stressors in suicide and suicide attempt Air Force DoDSERs, CY 2011 – CY 2013.

2013. A failed relationship—primarily intimate in nature—was the most common stressor for both event types.

Deployment History

Approximately one-half of suicide DoDSERs reported a history of deployment. Less than one-half of suicide attempt DoDSERs reported a history of deployment ([Appendix D, Table D5](#)).

Behavioral Health

Data on behavioral health variables are provided in [Appendix D, Table D3](#). Figure 5 displays the proportion of suicide and suicide attempt DoDSERs that indicated a history of any behavioral health diagnosis, prior self-injury, or a history of substance abuse for CY 2011 – CY 2013. For both event types, the most common behavioral health diagnoses were mood, anxiety, and adjustment disorders. Antidepressants were the most commonly used psychotropic medication class reported in both suicide and suicide attempt DoDSERs.

Psychosocial Stressors

Psychosocial factors included in DoDSER collected information on relationships, family issues, legal or administrative problems, work and financial difficulties, and alleged abuse victimization or perpetration. [Appendix D, Table D4](#) provides descriptive data for each of these factors. Figure 6 displays the proportion of suicide and suicide attempt DoDSERs that indicated any failed relationships, legal or administrative problems, or work and financial difficulties from CY 2011 – CY

¹See [Appendix A](#) for additional information.

ARMY DoDSER RESULTS

The DoDSER system collects data on demographics, contextual factors, behavioral health history, and known or suspected risk factors for suicide for all identified suicides and suicide attempts that occur among Active Component SMs and SELRES SMs in a duty status. In addition, the Army uses the DoDSER to collect data on self-harm without suicidal intent and suicidal ideation. The DMDC provided data on demographic variables and deployment history for submitted DoDSERs. DoDSERs for suicides were required to be submitted within 60 days after notification from the AFMES of confirmation of the manner of death. DoDSERs for suicide attempts were required to be submitted when an SM engaged in self-injurious behavior, with intent to die, that resulted in hospitalization or evacuation from theater. Event reports submitted by March 31, 2014, were included in data analysis. For CY 2013, there were 115 suicide DoDSERs and 491 suicide attempt DoDSERs submitted by the Army. The 115 suicide DoDSERs included 90 for decedents whose manner of death was confirmed as suicide by January 31, 2014,¹ according to the AFMES, and 25 with a later confirmation or pending suicide manner determination. The Army also collected reports on self-harm (without intent to die, $n=231$) and suicidal ideation ($n=989$). For nonfatal events,

SMs could have more than one DoDSER submitted to reflect multiple events. The table below displays the number of SMs per event type by the number of DoDSERs.

Number of reports per service member, by event type			
Number of DoDSERs	Event Type		
	Attempts	Self-harm	Ideation
1	453	217	910
2	16	7	38
3	2	0	1

Demographics

Demographic characteristics for all suicide and suicide attempt DoDSERs are displayed in [Appendix E, Table E1](#).² Most DoDSERs for both suicides and suicide attempts were associated with the following characteristics: male, white/Caucasian, non-Hispanic, less than 30 years of age, high school graduate, and married. SMs were most often enlisted and affiliated with the Active Component.

Event Information

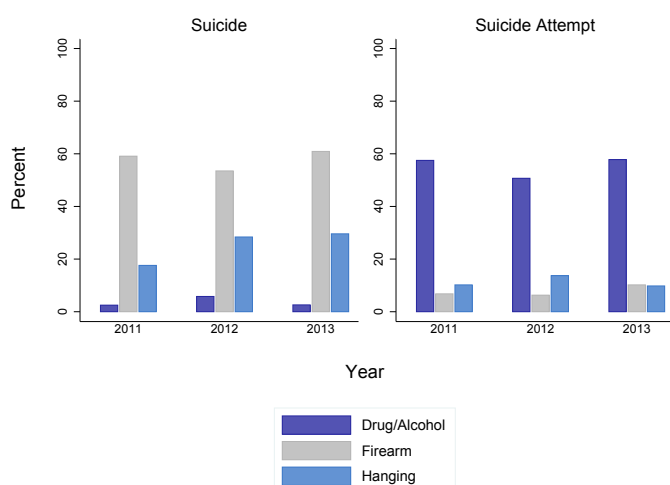


Figure 7. Distribution of event method in suicide and suicide attempt Army DoDSERs, CY 2011 – CY 2013.

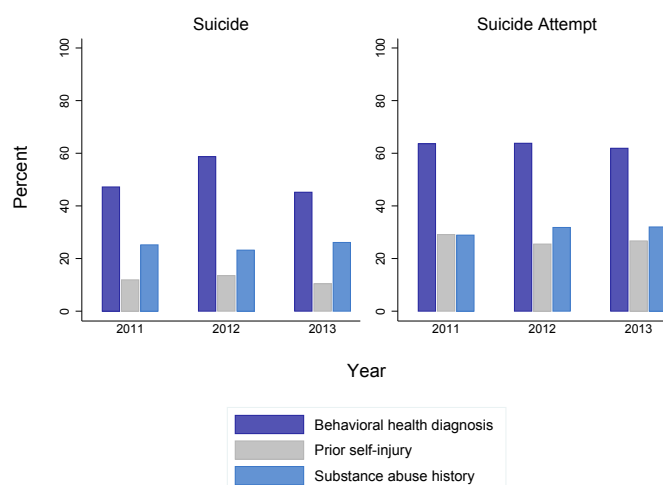


Figure 8. Distribution of behavioral health diagnosis, prior self-injury, and substance abuse history in suicide and suicide attempt Army DoDSERs, CY 2011 – CY 2013.

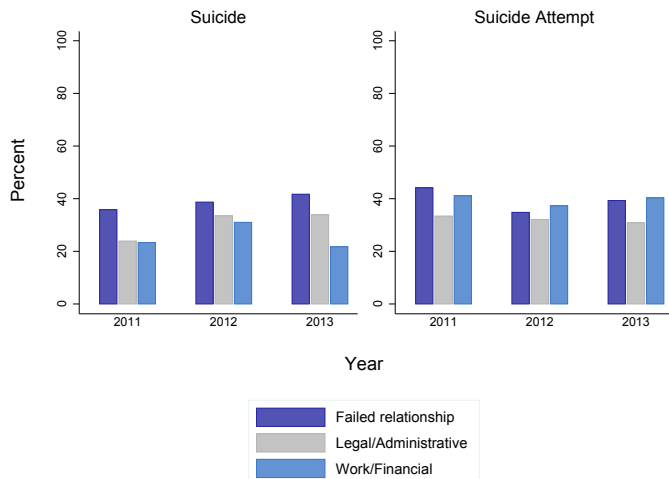


Figure 9. Distribution of three most common psychosocial stressors in suicide and suicide attempt Army DoDSERs, CY 2011 – CY 2013.

Detailed descriptive statistics on the event location, event context, and event method are presented in [Appendix E, Table E2](#). In Figure 7, we display the proportion of suicide and suicide attempt DoDSERs that indicated drug/alcohol use, firearm, or hanging as the primary event method for CY 2011 – CY 2013. In suicide DoDSERs, firearms and hanging were the methods most often used; in suicide attempt DoDSERs, the most common method was drug/alcohol overdose. Prescription and over-the-counter pharmaceuticals were the drugs used most frequently, either as the primary method or in addition to the primary method.

Behavioral Health

Data on behavioral health variables are provided in [Appendix E, Table E3](#). Figure 8 displays the proportion of suicide and suicide attempt DoDSERs that indicated a history of any behavioral health diagnosis, prior self-injury, or a history of substance abuse for CY 2011 – CY 2013. The most common behavioral health diagnoses in suicide DoDSERs were mood and adjustment disorders. For suicide attempt DoDSERs, the most common diagnoses were mood and anxiety disorders. Antidepressants were the most commonly used psychotropic medication class reported in both suicide and

suicide attempt DoDSERs.

Psychosocial Stressors

Psychosocial factors included in DoDSER collected information on relationships, family issues, legal or administrative problems, work and financial difficulties, and alleged abuse victimization or perpetration. [Appendix E, Table E4](#) provides descriptive data for each of these factors. Figure 9 displays the proportion of suicide and suicide attempt DoDSERs that indicated any failed relationships, legal or administrative problems, or work and financial difficulties from CY 2011 – CY 2013. A failed relationship—primarily intimate in nature—was the most common stressor identified in suicide DoDSERs. Approximately equal proportions of suicide attempt DoDSERs indicated either a failed relationship or work and financial difficulties.

Deployment

More than half of suicide and suicide event DoDSERs reported a history of deployment ([Appendix E, Table E5](#)).

¹ See Appendix A for additional information.

² Please note that all tables include data for self-harm and ideation event reports; however, these event types will not be discussed here.

MARINE CORPS DoDSER RESULTS

The DoDSER system collects data on demographics, contextual factors, behavioral health history, and known or suspected risk factors for suicide for all identified suicides and suicide attempts that occur among Active Component SMs and SELRES SMs in a duty status. The DMDC provided data on demographic variables and deployment history for submitted DoDSERs. DoDSERs for suicides were required to be submitted within 15 days after notification from the AFMES of confirmation of the manner of death. DoDSERs for suicide attempts were required to be submitted when an SM engaged in self-injurious behavior, with intent to die, that resulted in hospitalization or evacuation from theater. DoDSERs submitted by March 31, 2014, were included in data analysis. For CY 2013, there were 45 suicide DoDSERs and 229 suicide attempt DoDSERs submitted by the Marine Corps. The 45 suicide DoDSERs included 37 for decedents whose manner of death was confirmed as suicide by January 31, 2014,¹ according to the AFMES, and 8 deaths with a later confirmation or pending suicide manner determination. The 229 suicide attempt DoDSERs provided data on 221 unique SMs—214 with one reported attempt, 6 with two reported attempts, and 1 with three reported attempts.

Demographics

Demographic characteristics for all suicide and suicide attempt DoDSERs are displayed in [Appendix F, Table F1](#). Most DoDSERs for both suicides and suicide attempts were associated with the following characteristics: male, white/Caucasian, non-Hispanic, less than 30 years of age, and high school graduate. SMs were most often enlisted and affiliated with the Active Component. Approximately equal proportions of suicide DoDSERs indicated that the SM was either never married or married. Most suicide attempt DoDSERs identified the SM as never married.

Event Information

Detailed descriptive statistics on the event location, event context, and event method are presented in [Appendix F, Table F2](#). In Figure 10, we display the proportion of suicide and suicide attempt DoDSERs that indicated drug/alcohol use, firearm, or hanging as the primary event method for CY 2011 – CY 2013. In suicide DoDSERs, firearms and hanging were the methods most often used; in suicide attempt DoDSERs, the most common method was drug/alcohol overdose. Prescription and over-the-

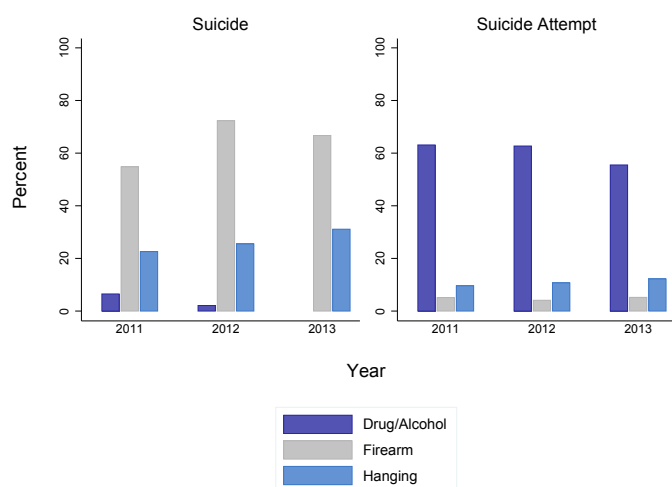


Figure 10. Distribution of event method in suicide and suicide attempt Marine Corps DoDSERs, CY 2011 – CY 2013.

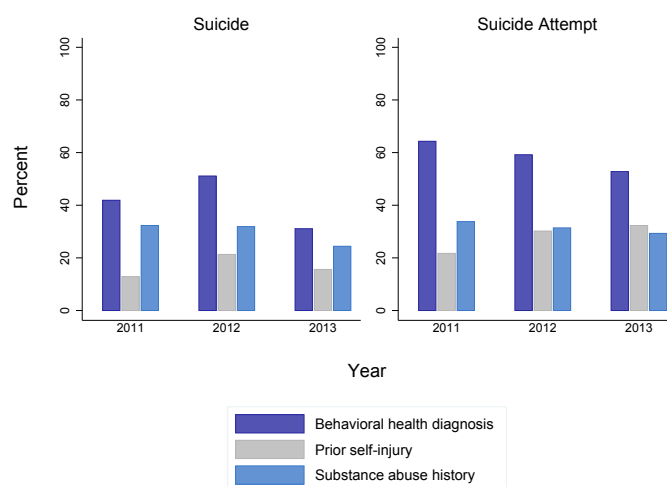


Figure 11. Distribution of behavioral health diagnosis, prior self-injury, and substance abuse history in suicide and suicide attempt Marine Corps DoDSERs, CY 2011 – CY 2013.

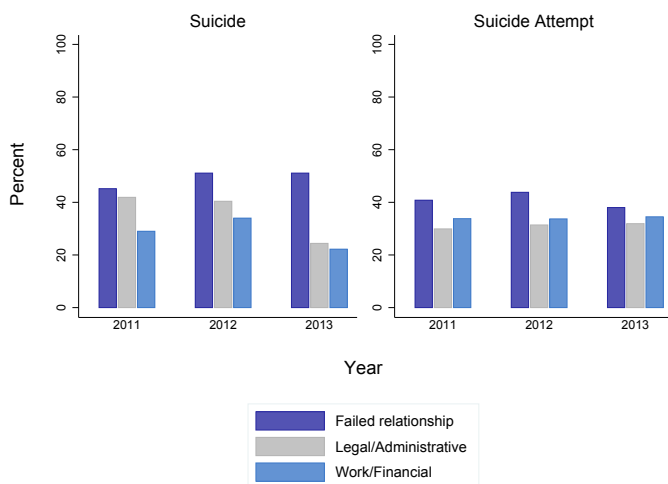


Figure 12. Distribution of three most common psychosocial stressors in suicide and suicide attempt Marine Corps DoDSERs, CY 2011 – CY 2013.

counter pharmaceuticals were the drugs used most frequently, either as the primary method or in addition to the primary method.

Behavioral Health

Data on behavioral health variables are provided in [Appendix F, Table F3](#). Figure 11 displays the proportion of suicide and suicide attempt DoDSERs that indicated a history of any behavioral health diagnosis, prior self-injury, or a history of substance abuse for CY 2011 – CY 2013. The most common behavioral health diagnoses in suicide DoDSERs were mood and anxiety disorders. For suicide attempt DoDSERs, the most common diagnoses were mood and anxiety disorders. Antidepressants were the most commonly used psychotropic medication class reported in both suicide and suicide attempt DoDSERs.

Psychosocial Stressors

Psychosocial factors included in DoDSER collected information on relationships, family issues, legal or administrative problems, work and financial difficulties, and alleged abuse victimization or perpetration. [Appendix F, Table F4](#) provides descriptive data for each of these factors. Figure

12 displays the proportion of suicide and suicide attempt DoDSERs that indicated any failed relationships, legal or administrative problems, or work and financial difficulties from CY 2011 – CY 2013. A failed relationship—primarily intimate in nature—was the most common stressor identified in suicide DoDSERs. Suicide attempt DoDSERs identified the presence of each of the three types of stressor presented in the figure in approximately equal proportions.

Deployment

The majority of suicide DoDSERs indicated a history of deployment ([Appendix F, Table F5](#)). The majority of suicide attempt DoDSERs reported no history of deployment.

¹See [Appendix A](#) for additional information.

NAVY DoDSER RESULTS

The DoDSER system collects data on demographics, contextual factors, behavioral health history, and known or suspected risk factors for suicide for all identified suicides and suicide attempts that occur among Active Component SMs and SELRES SMs in a duty status. The DMDC provided data on demographic variables and deployment history for submitted DoDSERs. DoDSERs for suicides were required to be submitted within 60 days after notification from the AFMES of confirmation of the manner of death. DoDSERs for suicide attempts were required to be submitted when an SM engaged in self-injurious behavior, with intent to die, that resulted in hospitalization or evacuation from theater. DoDSERs submitted by March 31, 2014, were included in data analysis. For CY 2013, there were 42 suicide DoDSERs and 101 suicide attempt DoDSERs submitted by the Navy. The 42 suicide DoDSERs included 34 for decedents whose manner of death was confirmed as suicide by January 31, 2014,¹ according to the AFMES, and 8 deaths with later confirmation or a pending suicide manner determination. The 101 suicide attempt DoDSERs provided data on 95 unique SMs—89 with one reported attempt and 6 with two reported attempts.

Demographics

Demographic characteristics for all suicide and suicide attempt DoDSERs are displayed in [Appendix G, Table G1](#). Most DoDSERs for both suicides and suicide attempts were associated with the following characteristics: male, white/Caucasian, non-Hispanic, less than 30 years of age, and high school graduate. SMs were most often enlisted and affiliated with the Active Component. Approximately equal proportions of suicide DoDSERs indicated that the SM was either never married or married. Most suicide attempt DoDSERs identified the SM as never married.

Event Information

Detailed descriptive statistics on the event location, event context, and event method are presented in [Appendix G, Table G2](#). In Figure 13, we display the proportion of suicide and suicide attempt DoDSERs that indicated drug/alcohol use, firearm, or hanging as the primary event method for CY 2011 – CY 2013. In suicide DoDSERs, firearms and hanging were the methods most often used; in suicide attempt DoDSERs, the most common method was drug/alcohol overdose. Prescription and over-the-counter pharmaceuticals were the drugs used most frequently, either as the primary method or in addition to the primary method.

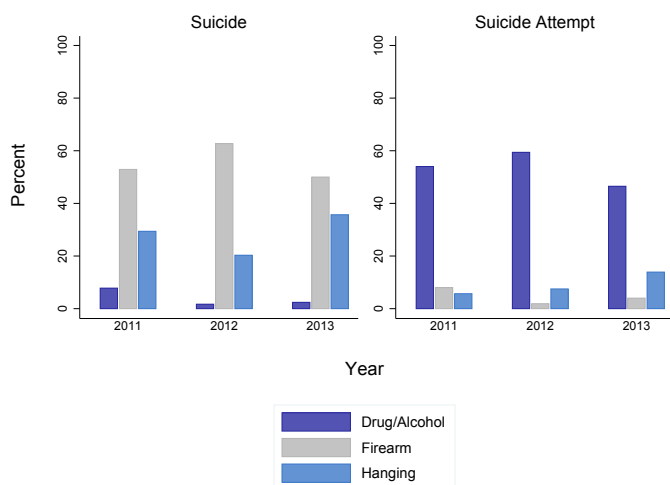


Figure 13. Distribution of event method in suicide and suicide attempt Navy DoDSERs, CY 2011 – CY 2013.

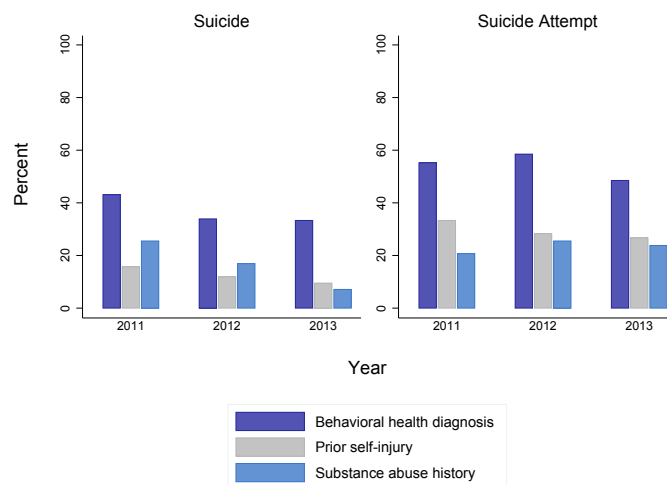


Figure 14. Distribution of behavioral health diagnosis, prior self-injury, and substance abuse history in suicide and suicide attempt Navy DoDSERs, CY 2011 – CY 2013.

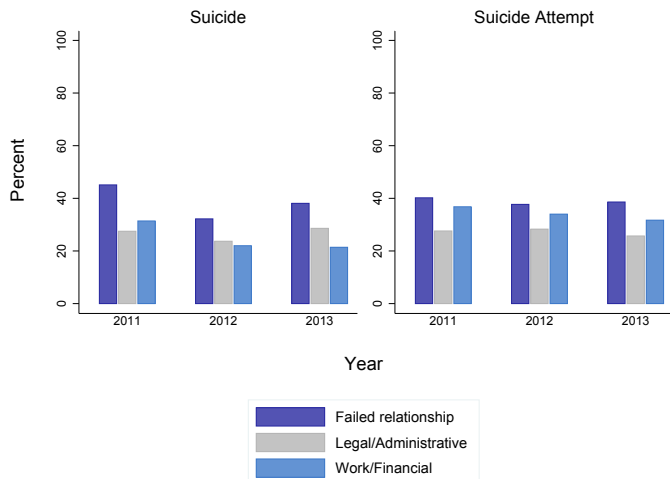


Figure 15. Distribution of three most common psychosocial stressors in suicide and suicide attempt Navy DoDSERs, CY 2011 – CY 2013.

DoDSERs that indicated any failed relationships, legal or administrative problems, or work and financial difficulties from CY 2011 – CY 2013. A failed relationship—primarily intimate in nature—was the most common stressor for both event types.

Deployment

A majority of suicide DoDSERs indicated a history of deployment. Less than one-half of suicide attempt DoDSERs reported a history of deployment ([Appendix G, Table G5](#)).

Behavioral Health

Data on behavioral health variables are provided in [Appendix G, Table G3](#). Figure 14 displays the proportion of suicide and suicide attempt DoDSERs that indicated a history of any behavioral health diagnosis, prior self-injury, or a history of substance abuse for CY 2011 – CY 2013. The most common behavioral health diagnoses in suicide DoDSERs were mood and adjustment disorders. For suicide attempt DoDSERs, the most common diagnoses were mood disorders. The most commonly used psychotropic medication classes in suicide DoDSERs were antidepressants and sleep medications. For suicide attempt DoDSERs, the most commonly used psychotropic medication class was antidepressants.

Psychosocial Stressors

Psychosocial factors included in DoDSER collected information on relationships, family issues, legal or administrative problems, work and financial difficulties, and alleged abuse victimization or perpetration. [Appendix G, Table G4](#) provides descriptive data for each of these factors. Figure 15 displays the proportion of suicide and suicide attempt

¹See [Appendix A](#) for additional information.

Appendix A METHODS

DoDSER Items

DoDSER items were developed to provide a comprehensive set of information from a variety of sources to facilitate suicide prevention efforts and to enable surveillance across the DoD. Development of the current DoDSER content evolved from structured reviews of the Services' historical surveillance items, workgroup deliberations with representation from all Services (including the SPPMs), and a systematic review of the suicide literature. Feedback on content from nationally recognized civilian and military experts was also integrated. In addition, suggestions from senior leaders and other stakeholders were provided by some workgroup members. Furthermore, a workgroup that includes representatives from all the Services meets each year to refine the items based on evolving needs. Variables were organized into categories for a theoretically meaningful presentation. Categories were organized as follows:

- Demographic characteristics
- Historical or developmental factors (e.g., family history, prior suicide behaviors, life events)
- Contextual factors (e.g., access to firearms, place of residence, duty status)
- Clinical health factors (e.g., behavioral and physical health diagnoses)

These categories were combined with a section on deployment history and a comprehensive set of questions related to the event to form the current DoDSER.

Data Collection Process

The DoDSERs were completed using a web form that is available via the Internet and submitted via a secure website. The DoDSER system is hosted at a DoD Information Assurance Certification and Accreditation Process approved facility. Basic data entry users do not have access to any DoDSER data that others submit. All other DoDSER users submit Health Insurance Portability and Accountability Act training

certificates to the program office to ensure privacy training. The descriptive DoDSER data presented here were compiled as DoDSERs were completed and submitted by respondents across the DoD.

The processes for identifying suicides and obtaining DoDSERs were similar across all Services. The SPPMs coordinated closely with the AFMES to maintain an official list of suicides. In the Army, a DoDSER point of contact and Command point of contact at each medical treatment facility were notified when a SM's death was confirmed as a suicide. At that point, they were requested to complete a DoDSER within 60 days (15 days for Marine Corps). In the Air Force, the Office of Special Investigations was the primary data collection agency. In the Navy and Marine Corps, the SPPMs' office contacted the local Command and requested an appropriate POC to meet the requirement.

Per the Under Secretary of Defense (Personnel and Readiness) [1], a minimum of 90 days are required between the end of a CY and the calculation of the CY suicide rate. This makes March 31, 2014, the established date for finalizing the data collection period for CY 2013 in the DoDSER system. To allow the Services the 60 days from date of confirmation (not date of death) of a suicide, January 31, 2014, was used as the final day of notification from AFMES of a confirmed suicide during CY 2013. The number of confirmed suicides on January 31, 2014, was used as the denominator in evaluating DoDSER submission compliance for the Services. Suicides that were confirmed after January 31, 2014, still required a DoDSER submission, but those DoDSERs could be submitted after the data collection end date of March 31, 2014.

DoDSERs were required for all suicides that occurred within the Active Component and the Reserve and National Guard Components of the SELRES, provided the SM was in a duty status at the time of the event. Since 2008, all Services were required to submit DoDSERs for fatal suicide events. Since 2010, all Services were also required to submit DoDSERs for suicide attempts. Only the Army requires DoDSERs for other nonfatal events (self-harm and suicidal ideation). DoDSERs were submitted by behavioral health providers, health care providers,

or command-appointed representatives. Technicians were permitted to submit DoDSERs under the supervision of one of these professionals.

DoDSER responses were derived from a review of all relevant records. Following a suicide, respondents reviewed medical and behavioral health records, personnel records, investigative agency records, and records related to the manner of death. Information was also collected from co-workers, the responsible investigative agency officer, and other professionals or family members. For nonfatal suicide behaviors, DoDSER respondents frequently conducted interviews with SMs to collect some of the required information.

Data Quality Control Procedures

The DoDSER program enlisted several types of data quality control. These are listed below:

1. The data submission website minimized the possibility of data entry errors. The software used form field validation to request user clarification when data were not logically possible (e.g., date inconsistency).
2. Data submission required a DoDSER account in which the user's identity was confirmed with a common access card. The common access card contains basic information about the owner and is associated with a personal identification number required for login. Therefore, erroneous reports were not submitted by individuals not authorized to interface with the system.
3. Suicide event reports were corroborated against data from the AFMES to ensure that a suicide DoDSER was valid. Corroboration involved the matching of the DoDSER record with the AFMES's list of suicides for CY 2013 to validate a suicide record in the DoDSER. Any DoDSER suicide reports that did not match the AFMES's list were not included in the analysis for the report.
4. All DoDSERs were reviewed to ensure that multiple DoDSERs were not submitted for the same event. Potential duplicates were automatically flagged so the Service's DoDSER Program Manager could determine which submission

represented the most complete data.

5. Open-ended fields and "other" response categories were reviewed to identify text responses that should have been coded using the existing item coding structure or to generate new response categories based on multiple responses with similar text.

6. We used data from the AFMES and the DMDC to improve accuracy of data for several fields. The AFMES's data informed event method and toxicology results for suicide reports. The DMDC data provided information on deployment history and demographic characteristics. Data provided by these external sources were awarded primacy in developing the analytic variables. For data fields from the external sources that were blank, data provided in the DoDSER were used to inform the variable, if available.

Rate Data

Case Identification and Demographics

The AFMES compiled the official case listing of suicides that occurred among Active Component SMs and SELRES SMs who died while in a duty status from 2011 to 2013. Determination of duty status was based on information entered into the Defense Casualty Information Processing System. Cadets and Midshipmen at the designated military academies (West Point in West Point, NY; the U.S. Naval Academy in Annapolis, MD; and the U.S. Air Force Academy in Colorado Springs, CO) were considered to be in a duty status. Suicide cases that occurred among SELRES SMs who were not in a duty status were obtained from the Service-specific SPPMs for the Air Force, the Army, the Marine Corps, and the Navy. The suicide case numbers presented in this report were current as of June 30, 2014. Demographic data, which include sex, race, ethnicity, education, marital status, age, rank/grade, and Service affiliation, were collected from the DMDC for each of the suicide cases.

Rate Calculation

The rate methodology was developed through a consensus among the Services and other Office of

the Secretary of Defense components facilitated by the Defense Suicide Prevention Office. Crude and stratified rates were calculated separately for the Active Component, the Reserve Component of the SELRES, and the National Guard Component of the SELRES. Crude rates were calculated for all Services combined and individually for each Service. Stratified rates were also calculated by sex, race, ethnicity, education, marital status, age, and rank/grade. To calculate the rates, the AFMES collaborated with the DMDC to ascertain the twelve monthly end strengths for each of the three Components. The numerator for the rate was the number of suicides that occurred during the CY in the respective Component, Service, and demographic category configuration. The denominator was the average of the twelve monthly end strength totals for the same Component, Service, and demographic category configuration. In the next section, the formula is presented to clarify the rate calculation method. All rates associated with fewer than 20 suicides were suppressed because of the statistical instability of rates derived from such a small numerator.

¹The Selected Reserve comprises SMs with a Reserve Component category designator code of S, T, or U in the Air National Guard, Army National Guard, Air Force Reserve, Army Reserve, Marine Corps Reserve, or Navy Reserve.

Formula

The following formula was used to calculate the unadjusted suicide rate for the Active Component and the Reserve and National Guard Components of the SELRES.

$$\text{Active Component crude suicide rate} = \frac{\text{Number of suicides during CY 2013}}{\text{Average population for CY 2013}} \times 100,000$$

where “average population for CY 2013” was the sum of the average of the 12 monthly end strengths for each population. The populations used in each rate calculation were as follows:

- Active Component suicide rate
 - o Air Force
 - o Army
 - o Marine Corps
 - o Navy
- Reserve Component of the SELRES
 - o Air Force Reserve
 - o Army Reserve
 - o Marine Corps Reserve
 - o Navy Reserve
- National Guard Component of the SELRES
 - o Air National Guard
 - o Army National Guard

Additional DoDSER Data Sources

In addition to the aforementioned items collected in the DoDSER form, data were collected from enterprise sources to improve completeness and accuracy of several items. The AFMES provided data on toxicology and cause of death for the suicides included in the DoDSER chapter of this report. The DMDC queried data from the Defense Enrollment Eligibility Reporting System to provide demographic information for all events submitted to the DoDSER system for CY 2013. In addition, the DMDC provided data from the Contingency Tracking System, which provided the official records for deployment. In the case of missing or unavailable data in the enterprise data sources for an individual, data from the DoDSER report were used in generating the final variables to use in the analysis.

Interpretive Considerations

This report provides a broad presentation of DoDSER items to support a wide variety of needs. Given that the surveillance system is designed to collect descriptive data and that we do not have a prior hypotheses related to potential risk factors, we did not engage in formal statistical comparisons of DoDSER variables between event types, Services, or years. Additional factors such as multiple comparisons, nonindependence of events (e.g., one person has more than one suicide attempt during the calendar year), and the difficulty in doing precise adjustment for all known (and unknown) differences between populations further precluded the use of formal statistical testing.

The data presented in this report are useful to characterize the nature of reported suicide events. It is not possible to determine statistically whether a given DoDSER variable is a risk or protective factor for suicide by relying solely on the data presented in this report. The variables included in the data collection process relate to risk and protective factors discussed in the suicide literature. To make a statistical inference about the contribution of any of these factors to the risk

of suicide using the descriptive data in this report, data on the distribution of these variables in the population that gave rise to the suicide cases are needed. It is also important to consider how the “data unavailable” option that is provided for most DoDSER items may influence the interpretation of the results. The information required to answer some DoDSER items may have been available only for some respondents who benefited from detailed medical records or interviews with SMs who were familiar with the decedent’s history. Therefore, “data unavailable” responses were expected for some items. Percentages for many items were calculated using the total number of reports for a given outcome as the denominator. If one group had a higher “data unavailable” response proportion than comparison groups, comparisons of proportions of “yes” responses can be misleading. The content area of an item of interest should be taken in to account when results are interpreted. Some DoDSER items were objective and very reliable, whereas others were subjective, and this report reflected the best data available. Standardized coding guidance was available to DoDSER form completers.

Graphics

In this report, graphics were included to display the prevalence of certain risk factors over the years of data collection using the DoDSER system. To provide a visual gauge of precision, we included 95% confidence intervals for each of the prevalence estimates shown in the figures. The observed prevalence estimates for each year (percent) represent the number of “yes” responses to a particular item relative to the total number of events with a DoDSER report for that year.

References

- [1] Under Secretary of Defense for Personnel and Readiness Memorandum, “Standardized DoD Suicide Data and Reporting.” March 14, 2014.

Appendix B
SUICIDE RATE TABLES

Table B1. Suicide counts and rates for Active, Reserve, and National Guard Component suicides, all Services, 2011 - 2013

	Component	2013		2012		2011	
		Count	Rate ¹	Count	Rate ¹	Count	Rate ¹
All Services	Active	259	18.7	319	22.7	267	18.7
	Reserve ²	87	23.4	73	19.3	69	18.1
	National Guard ²	133	28.9	130	28.1	116	24.8
Air Force	Active	48	14.4	50	15.0	43	12.9
	Reserve ²	12	--	4	--	11	--
	National Guard ²	14	--	20	19.1	17	--
Army	Active	123	23.0	164	29.6	141	24.8
	Reserve ²	60	30.1	50	24.7	44	21.4
	National Guard ²	119	33.4	110	30.8	99	27.4
Marine Corps	Active	45	23.1	48	24.3	31	15.4
	Reserve ²	11	--	11	--	7	--
Navy	Active	43	13.4	57	17.8	52	15.9
	Reserve ²	4	--	8	--	7	--

¹Rates per 100,000 SMs. All rates for categories with fewer than 20 categories were redacted from this report. See Appendix A for more details.

²Includes SMs irrespective of duty status.

Referenced page 2

Table B2. Demographic characteristics and rates of all Active Component suicides, all Services, 2011 - 2013

		2013		2012		2011	
		Count	Rate ¹	Count	Rate ¹	Count	Rate ¹
All		259	18.7	319	22.7	267	18.7
Sex	Male	244	20.7	295	24.6	253	20.7
	Female	15	--	24	11.7	14	--
Race	American Indian/Alaskan Native	6	--	4	--	6	--
	Asian/Pacific Islander	8	--	13	--	14	--
	Black/African American	33	14.2	44	18.7	31	12.9
	White/Caucasian	193	20.2	244	25.1	194	19.6
	Other/Unknown	19	--	14	--	22	19.8
Ethnicity	Hispanic	21	13.3	27	17.2	15	--
	Non-Hispanic	231	19.5	287	23.8	250	20.4
	Unknown	7	--	5	--	2	--
Age	17 - 19	14	--	10	--	12	--
	20 - 24	95	21.9	120	27.1	96	20.7
	25 - 29	74	22.1	89	25.6	84	23.7
	30 - 34	32	14.5	49	22.1	24	11.0
	35 - 39	26	16.8	32	20.3	31	19.3
	40 - 44	10	--	11	--	16	--
	45 - 74	8	--	8	--	4	--
Rank	Cadet/Midshipmen	1	--	2	--	0	--
	E1-E4	126	21.2	162	26.6	138	22.0
	E5-E9	110	20.5	124	22.8	108	19.6
	Warrant officer	0	--	6	--	0	--
	Commissioned officer	22	10.1	25	11.4	21	9.6
Education	Some high school, did not graduate	1	--	3	--	5	--
	High school equivalent	18	--	27	50.0	30	46.4
	High school graduate	168	19.6	214	24.2	173	18.7
	Some college, no degree	18	--	16	--	12	--
	Degree, <4 years	16	--	18	--	16	--
	4-year degree	22	13.3	23	14.2	17	--
	Masters degree or greater	6	--	9	--	6	--
Unknown	10	--	9	--	8	--	

Continued >>

Table B2. Demographic characteristics and rates of all Active Component suicides, all Services, 2011 - 2013 (cont.)

		2013		2012		2011	
		Count	Rate ¹	Count	Rate ¹	Count	Rate ¹
Marital status	Never Married	108	19.3	134	24.1	111	19.7
	Married	125	16.4	171	21.8	144	18.0
	Legally Separated	2	--	0	--	0	--
	Divorced	22	36.7	14	--	11	--
	Widowed	0	--	0	--	1	--
	Unknown	2	--	0	--	0	--

¹Rates per 100,000 SMs. All rates for categories with fewer than 20 categories were redacted from this report. See Appendix A for more details.

[Referenced page 2](#)

Table B3. Demographic characteristics and rates of suicide in the Reserve Component¹ of the Selected Reserves, all Services, 2011 - 2013

		2013		2012		2011	
		Count	Rate ²	Count	Rate ²	Count	Rate ²
All		87	23.4	73	19.3	69	18.1
Sex	Male	80	27.3	66	22.1	60	20.0
	Female	7	--	7	--	9	--
Race	American Indian/Alaskan Native	1	--	0	--	1	--
	Asian/Pacific Islander	7	--	3	--	0	--
	Black/African American	8	--	6	--	11	--
	White/Caucasian	67	26.1	59	22.5	54	20.4
	Other/Unknown	4	--	5	--	3	--
Ethnicity	Hispanic	4	--	10	--	4	--
	Non-Hispanic	81	25.6	63	19.6	62	19.1
	Data Unavailable	2	--	0	--	3	--
Age	17 - 19	6	--	4	--	1	--
	20 - 24	22	26.7	27	31.9	27	31.8
	25 - 29	19	--	16	--	13	--
	30 - 34	14	--	9	--	8	--
	35 - 39	9	--	4	--	5	--
	40 - 44	8	--	5	--	6	--
	45 - 74	9	--	8	--	9	--
Rank	Cadet/Midshipmen	0	--	0	--	0	--
	E1-E4	47	29.7	42	26.5	36	23.1
	E5-E9	26	17.7	21	13.8	27	17.2
	Warrant officer	1	--	0	--	0	--
	Commissioned officer	13	--	10	--	6	--
Education	Some high school, did not graduate	4	--	3	--	2	--
	High school equivalent	5	--	5	--	3	--
	High school graduate	46	21.4	44	20.1	49	22.1
	Some college, no degree	5	--	5	--	1	--
	Degree, <4 years	6	--	1	--	3	--
	4-year degree	16	--	12	--	10	--
	Masters degree or greater	4	--	3	--	1	--
	Unknown	1	--	0	--	0	--

Continued >>

Table B3. Demographic characteristics and rates of suicide in the Reserve Component¹ of the Selected Reserves, all Services, 2011 - 2013 (cont.)

		2013		2012		2011	
		Count	Rate ²	Count	Rate ²	Count	Rate ²
Marital status	Never Married	39	23.3	41	24.5	34	20.4
	Married	37	21.1	25	13.9	31	16.9
	Legally Separated	0	--	0	--	0	--
	Divorced	10	--	7	--	4	--
	Widowed	0	--	0	--	0	--
	Unknown	1	--	0	--	0	--

¹Includes SMs in the Reserve Component of the SELRES, irrespective of duty status.

²Rates per 100,000 SMs. All rates for categories with fewer than 20 categories were redacted from this report. See Appendix A for more details.

[Referenced page 2](#)

Table B4. Demographic characteristics and rates of suicide in the National Guard Component¹ of the Selected Reserves, Air Force & Army, 2011 - 2013

		2013		2012		2011	
		Count	Rate ²	Count	Rate ²	Count	Rate ²
All		133	28.9	130	28.1	116	24.8
Sex	Male	127	32.9	123	31.6	112	28.3
	Female	6	--	7	--	4	--
Race	American Indian/Alaskan Native	1	--	1	--	5	--
	Asian/Pacific Islander	2	--	3	--	4	--
	Black/African American	17	--	9	--	9	--
	White/Caucasian	107	31.0	114	30.5	95	25.1
	Other/Unknown	6	--	3	--	3	--
Ethnicity	Hispanic	2	--	4	--	7	--
	Non-Hispanic	130	30.7	126	29.6	109	25.3
	Unknown	1	--	0	--	0	--
Age	17 - 19	6	--	8	--	5	--
	20 - 24	44	38.7	37	32.1	35	30.0
	25 - 29	34	37.6	24	26.5	30	32.5
	30 - 34	18	--	19	--	14	--
	35 - 39	10	--	9	--	9	--
	40 - 44	13	--	20	41.4	13	--
	45 - 74	8	--	13	--	10	--
Rank	Cadet/Midshipmen	0	--	0	--	0	--
	E1-E4	69	33.9	67	32.9	64	31.1
	E5-E9	62	31.3	56	28.0	48	23.5
	Warrant officer	0	--	0	--	2	--
	Commissioned officer	2	--	7	--	2	--
Education	Some high school, did not graduate	3	--	4	--	5	--
	High school equivalent	20	65.3	14	--	16	--
	High school graduate	72	38.5	57	30.1	60	30.8
	Some college, no degree	19	--	28	25.3	23	19.5
	Degree, <4 years	4	--	5	--	4	--
	4-year degree	7	--	13	--	5	--
	Masters degree or greater	1	--	3	--	1	--
	Unknown	7	--	6	--	2	--
		2013		2012		2011	

Continued >>

Table B4. Demographic characteristics and rates of suicide in the National Guard Component¹ of the Selected Reserves, Air Force & Army, 2011 - 2013 (cont.)

		Count	Rate ²	Count	Rate ²	Count	Rate ²
Marital status	Never Married	68	30.7	63	29.3	62	29.1
	Married	54	26.0	55	25.6	48	21.8
	Legally Separated	0	--	0	--	0	--
	Divorced	10	--	12	--	6	--
	Widowed	0	--	0	--	0	--
	Unknown	1	--	0	--	0	--

¹Includes SMs in the National Guard Component of the SELRES, irrespective of duty status. SMs in the Inactive Ready Reserve were not included.

²Rates per 100,000 SMs. All rates for categories with fewer than 20 categories were redacted from this report. See Appendix A for more details.

[Referenced page 2](#)

Table B5. Demographic characteristics and rates of all Active Component Air Force suicides, 2011 - 2013

		2013		2012		2011	
		Count	Rate ¹	Count	Rate ¹	Count	Rate ¹
All		48	14.4	50	15.0	43	12.9
Sex	Male	44	16.3	45	16.7	39	14.4
	Female	4	--	5	--	4	--
Race	American Indian/Alaskan Native	1	--	1	--	2	--
	Asian/Pacific Islander	0	--	3	--	1	--
	Black/African American	8	--	1	--	6	--
	White/Caucasian	35	14.6	43	17.8	29	12.0
	Other/Unknown	4	--	2	--	5	--
Ethnicity	Hispanic	1	--	0	--	1	--
	Non-Hispanic	45	14.5	49	15.7	42	13.4
	<i>Data Unavailable</i>	2	--	1	--	0	--
Age	17 - 19	0	--	2	--	2	--
	20 - 24	18	--	24	25.3	18	--
	25 - 29	17	--	11	--	13	--
	30 - 34	5	--	6	--	1	--
	35 - 39	5	--	5	--	7	--
	40 - 45	3	--	2	--	2	--
	46 - 79	0	--	0	--	0	--
Rank	Cadet/Midshipmen	1	--	2	--	0	--
	E1-E4	22	18.3	26	21.7	21	17.7
	E5-E9	22	15.3	20	13.8	16	--
	Warrant officer	0	--	0	--	0	--
	Commissioned officer	3	--	2	--	6	--
Education	Some high school, did not graduate	0	--	0	--	0	--
	High school equivalent	0	--	0	--	0	--
	High school graduate	38	20.6	35	18.5	31	16.1
	Some college, no degree	0	--	0	--	0	--
	Degree, <4 years	5	--	8	--	5	--
	4-year degree	2	--	3	--	4	--
	Masters degree or greater	1	--	2	--	3	--
	<i>Data Unavailable</i>	2	--	2	--	0	--
		2013		2012		2011	

Continued >>

Table B5. Demographic characteristics and rates of all Active Component Air Force suicides, 2011 - 2013 (cont.)

		Count	Rate ¹	Count	Rate ¹	Count	Rate ¹
Marital status	Never Married	21	17.7	29	24.5	16	--
	Married	18	--	16	--	24	12.4
	Legally Separated	0	--	0	--	0	--
	Divorced	8	--	5	--	3	--
	Widowed	0	--	0	--	0	--
	Unknown	1	--	0	--	0	--

¹Rates per 100,000 SMs. All rates for categories with fewer than 20 categories were redacted from this report. See Appendix A for more details.

Referenced page 2

Table B6. Demographic characteristics and rates of Active Component Army suicides, 2011 - 2013

		2013		2012		2011	
		Count	Rate ¹	Count	Rate ¹	Count	Rate ¹
All		123	23.0	164	29.6	141	24.8
Sex	Male	119	25.8	152	31.8	132	26.9
	Female	4	--	12	--	9	--
Race	American Indian/Alaskan Native	3	--	2	--	0	--
	Asian/Pacific Islander	5	--	8	--	10	--
	Black/African American	17	--	31	27.4	13	--
	White/Caucasian	96	26.2	121	31.7	107	27.1
	Other/Unknown	2	--	2	--	11	--
Ethnicity	Hispanic	11	--	10	--	7	--
	Non-Hispanic	112	24.2	153	31.8	134	27.1
	Unknown	0	--	1	--	0	--
Age	17 - 19	5	--	5	--	7	--
	20 - 24	45	29.0	49	30.4	45	26.6
	25 - 29	37	28.8	51	36.7	48	33.3
	30 - 34	15	--	27	29.2	14	--
	35 - 39	13	--	21	32.3	15	--
	40 - 44	3	--	5	--	11	--
	45 - 79	5	--	6	--	1	--
Rank	Cadet/Midshipmen	0	--	0	--	0	--
	E1-E4	67	28.9	81	32.9	77	29.4
	E5-E9	44	22.1	64	31.4	55	26.8
	Warrant officer	0	--	6	--	0	--
	Commissioned officer	12	--	13	--	9	--
Education	Some high school, did not graduate	1	--	1	--	4	--
	High school equivalent	15	--	23	57.0	22	45.3
	High school graduate	68	22.8	100	31.4	82	23.8
	Some college, no degree	14	--	14	--	9	--
	Degree, <4 years	5	--	6	--	9	--
	4-year degree	16	--	13	--	9	--
	Masters degree or greater	2	--	6	--	1	--
	Unknown	2	--	1	--	5	--
		2013		2012		2011	

Continued >>

Table B6. Demographic characteristics and rates of Active Component Army suicides, 2011 - 2013 (cont.)

		Count	Rate ¹	Count	Rate ¹	Count	Rate ¹
Marital status	Never Married	45	23.8	49	25.5	57	28.4
	Married	66	21.1	106	32.3	75	22.5
	Legally Separated	2	--	0	--	0	--
	Divorced	10	--	9	--	8	--
	Widowed	0	--	0	--	1	--
	Unknown	0	--	0	--	0	--

¹Rates per 100,000 SMs. All rates for categories with fewer than 20 categories were redacted from this report. See Appendix A for more details.

[Referenced page 2](#)

Table B7. Demographic characteristics and rates of Active Component Marine Corps suicides, 2011 - 2013

		2013		2012		2011	
		Count	Rate ¹	Count	Rate ¹	Count	Rate ¹
All		45	23.1	48	24.3	31	15.4
Sex	Male	42	23.3	45	24.5	31	16.5
	Female	3	--	3	--	0	--
Race	American Indian/Alaskan Native	0	--	1	--	1	--
	Asian/Pacific Islander	1	--	1	--	1	--
	Black/African American	3	--	8	--	3	--
	White/Caucasian	35	22.7	35	22.4	25	15.8
	Other/Unknown	6	--	3	--	1	--
Ethnicity	Hispanic	5	--	5	--	1	--
	Non-Hispanic	40	24.4	43	25.5	30	17.3
	Unknown	0	--	0	--	0	--
Age	17 - 19	7	--	3	--	3	--
	20 - 24	19	--	27	31.1	19	--
	25 - 29	10	--	12	--	6	--
	30 - 34	6	--	4	--	2	--
	35 - 39	1	--	1	--	0	--
	40 - 44	1	--	1	--	0	--
	45 - 74	1	--	0	--	1	--
Rank	Cadet/Midshipmen	0	--	0	--	0	--
	E1-E4	27	23.4	36	31.4	20	17.1
	E5-E9	16	--	12	--	9	--
	Warrant officer	0	--	0	--	0	--
	Commissioned officer	2	--	0	--	2	--
Education	Some high school, did not graduate	0	--	2	--	0	--
	High school equivalent	2	--	1	--	4	--
	High school graduate	35	21.9	40	24.7	24	14.5
	Some college, no degree	2	--	1	--	0	--
	Degree, <4 years	1	--	1	--	1	--
	4-year degree	3	--	0	--	2	--
	Masters degree or greater	2	--	0	--	0	--
	Unknown	0	--	3	--	0	--
		2013		2012		2011	

Continued >>

Table B7. Demographic characteristics and rates of Active Component Marine Corps suicides, 2011 - 2013 (cont.)

		Count	Rate ¹	Count	Rate ¹	Count	Rate ¹
Marital status	Never Married	19	--	25	26.7	17	--
	Married	22	24.1	23	24.0	14	--
	Legally Separated	0	--	0	--	0	--
	Divorced	4	--	0	--	0	--
	Widowed	0	--	0	--	0	--
	Unknown	0	--	0	--	0	--

¹Rates per 100,000 SMs. All rates for categories with fewer than 20 categories were redacted from this report. See Appendix A for more details.

[Referenced page 2](#)

Table B8. Demographic characteristics and rates of Active Component Navy suicides, 2011 - 2013

		2013		2012		2011	
		Count	Rate ¹	Count	Rate ¹	Count	Rate ¹
All		43	13.4	57	17.8	52	15.9
Sex	Male	39	14.7	53	19.9	51	18.7
	Female	4	--	4	--	1	--
Race	American Indian/Alaskan Native	2	--	0	--	3	--
	Asian/Pacific Islander	2	--	1	--	2	--
	Black/African American	5	--	4	--	9	--
	White/Caucasian	27	14.0	45	23.3	33	16.6
	Other/Unknown	7	--	7	--	5	--
Ethnicity	Hispanic	4	--	12	--	6	--
	Non-Hispanic	34	13.6	42	17.2	44	17.9
	Unknown	5	--	3	--	2	--
Age	17 - 19	2	--	0	--	0	--
	20 - 24	13	--	20	19.8	14	--
	25 - 29	10	--	15	--	17	--
	30 - 34	6	--	12	--	7	--
	35 - 39	7	--	5	--	9	--
	40 - 44	3	--	3	--	3	--
	45 - 74	2	--	2	--	2	--
Rank	Cadet/Midshipmen	0	--	0	--	0	--
	E1-E4	10	--	19	--	20	15.2
	E5-E9	28	20.7	28	21.0	28	20.4
	Warrant officer	0	--	0	--	0	--
	Commissioned officer	5	--	10	--	4	--
Education	Some high school, did not graduate	0	--	0	--	1	--
	High school equivalent	1	--	3	--	4	--
	High school graduate	27	12.5	39	18.0	36	16.2
	Some college, no degree	2	--	1	--	3	--
	Degree, <4 years	5	--	3	--	1	--
	4-year degree	1	--	7	--	2	--
	Masters degree or greater	1	--	1	--	2	--
	Unknown	6	--	3	--	3	--

Continued >>

Table B8. Demographic characteristics and rates of Active Component Navy suicides, 2011 - 2013 (cont.)

		2013		2012		2011	
		Count	Rate ¹	Count	Rate ¹	Count	Rate ¹
Marital status	Never Married	23	14.8	31	20.5	21	13.8
	Married	19	--	26	15.5	31	17.8
	Legally Separated	0	--	0	--	0	--
	Divorced	0	--	0	--	0	--
	Widowed	0	--	0	--	0	--
	Unknown	1	--	0	--	0	--

¹Rates per 100,000 SMs. All rates for categories with fewer than 20 categories were redacted from this report. See Appendix A for more details.

[Referenced page 2](#)



Appendix C

TABLES FOR ALL SERVICES COMBINED

Table C1. Demographic characteristics¹ of 2013 DoDSERs, all Services combined

		Suicide		Suicide Attempt	
		Count	%	Count	%
All		245	100.0	1,080	100.0
Sex	Male	230	93.9	796	73.7
	Female	15	6.1	284	26.3
Race	American Indian/Alaskan Native	4	1.6	17	1.6
	Asian/Pacific Islander	9	3.7	50	4.6
	Black/African American	33	13.5	171	15.8
	White/Caucasian	185	75.5	799	74.0
	Other/Unknown	14	5.7	43	4.0
Ethnicity	Hispanic	19	7.8	122	11.3
	Non-Hispanic	225	91.8	953	88.2
	<i>Data unavailable</i>	1	0.4	5	0.5
Age Range	17 - 24	100	40.8	616	57.0
	25 - 29	63	25.7	236	21.9
	30 - 34	29	11.8	118	10.9
	35 - 39	26	10.6	51	4.7
	40 - 44	16	6.5	36	3.3
	45 - 74	11	4.5	19	1.8
	<i>Data unavailable</i>	0	0.0	4	0.4
Rank	Cadet/Midshipman	1	0.4	2	0.2
	E1-E4	112	45.7	737	68.2
	E5-E9	109	44.5	299	27.7
	Warrant officer	1	0.4	6	0.6
	Commissioned officer	22	9.0	33	3.1
	<i>Data unavailable</i>	0	0.0	3	0.3
Component	Active	224	91.4	1,030	95.4
	Reserve	7	2.9	18	1.7
	National Guard	14	5.7	32	3.0
Education	Some high school, did not graduate	2	0.8	11	1.0
	Alternative high school certification	13	5.3	70	6.5
	High school graduate	161	65.7	803	74.4
	Some college, no degree	36	14.7	129	11.9
	Four-year degree	24	9.8	48	4.4
	Masters degree or greater	8	3.3	14	1.3
	<i>Data unavailable</i>	1	0.4	5	0.5

Continued >>

Table C1. Demographic characteristics¹ of 2013 DoDSERs, all Services combined (cont.)

		Suicide		Suicide Attempt	
		Count	%	Count	%
Marital Status	Never married	94	38.4	510	47.2
	Married	125	51.0	499	46.2
	Legally separated	2	0.8	5	0.5
	Divorced	24	9.8	62	5.7
	Widowed	0	0.0	1	0.1
	<i>Data unavailable</i>	0	0.0	3	0.3

¹Demographic variables provided by the DMDC and augmented by the DoDSER for cases with unknown values in the DMDC's data. See Appendix A for more information.

[Referenced page 4](#)

Table C2. Event location, event method, and event context for all 2013 suicide and suicide attempt DoDSERs, all Services combined

		Suicide		Suicide Attempt	
		Count	%	Count	%
All		245	100.0	1,080	100.0
Geographic location	United States	221	90.2	937	86.8
	Iraq	0	0.0	0	0.0
	Afghanistan	7	2.9	23	2.1
	Kuwait	1	0.4	3	0.3
	Korea	2	0.8	19	1.8
	Other Europe	2	0.8	4	0.4
	North America	0	0.0	3	0.3
	Japan	3	1.2	33	3.1
	Germany	3	1.2	30	2.8
	United Kingdom	2	0.8	3	0.3
	Other	3	1.2	20	1.9
	<i>Data unavailable</i>	1	0.4	5	0.5
	Event setting	Own residence	111	45.3	406
Barracks		39	15.9	465	43.1
Residence of friend or family		20	8.2	48	4.4
Work/jobsite		13	5.3	38	3.5
Automobile (away from residence)		27	11.0	46	4.3
Inpatient medical facility		0	0.0	7	0.6
Hotel		3	1.2	12	1.1
Other		32	13.1	54	5.0
<i>Data unavailable</i>		0	0.0	4	0.4
Event method ^{1,2}		Drugs/alcohol	7	2.9	614
	Hanging/asphyxiation	72	29.4	112	10.4
	Poisoning	6	2.4	34	3.1
	Firearm	149	60.8	79	7.3
	Military issued firearm ^{3,4}	16	10.7	20	25.3
	Not military issued firearm ^{3,4}	132	88.6	58	73.4
	Firearm of unknown origin ^{3,4}	1	0.7	1	1.3
	Falling/jumping	5	2.0	11	1.0
	Sharp/blunt object ⁵	--	--	166	15.4
	Other	6	2.4	52	4.8
	<i>Data unavailable</i>	0	0.0	12	1.1
Alcohol used during event ¹	Yes	94	38.4	367	34.0
	No	136	55.5	644	59.6
	<i>Data unavailable</i>	15	6.1	69	6.4
		Suicide		Suicide Attempt	

Continued >>

Table C2. Event location, event method, and event context for all 2013 suicide and suicide attempt DoDSERs, all Services combined (cont.)

		Count	%	Count	%	
Drugs used during event ¹	Yes	62	25.3	584	54.1	
	Illicit drugs ⁶	Used, cause of death/overdose ³	0	0.0	32	5.5
		Used, not cause of death/no overdose ³	4	6.5	17	2.9
	Inhalants ^{6,7}	Used, cause of death/overdose ³	0	0.0	--	--
		Used, not cause of death/no overdose ³	2	3.2	--	--
	Prescription drugs ⁶	Used, cause of death/overdose ³	7	11.3	366	62.7
		Used, not cause of death/no overdose ³	34	54.8	74	12.7
	OTC drugs ⁶	Used, cause of death/overdose ³	1	1.6	168	28.8
		Used, not cause of death/no overdose ³	22	35.5	35	6.0
		No	169	69.0	455	42.1
	<i>Data unavailable</i>	14	5.7	41	3.8	
Both alcohol and drugs used during event ¹	Yes	21	8.6	215	19.9	
	No	207	84.5	783	72.5	
	<i>Data unavailable</i>	17	6.9	82	7.6	
Communicated potential for self-harm Mode ⁶	Yes	68	27.8	247	22.9	
	Written ³	Written ³	7	10.3	13	5.3
		Verbal ³	45	66.2	163	66.0
		Electronic ³	25	36.8	82	33.2
		Other ³	2	2.9	4	1.6
	Number of types of recipients	One ³	51	75.0	195	78.9
		Two ³	14	20.6	38	15.4
		Three or more ³	3	4.4	13	5.3
	Recipients ⁶	Unknown number ³	0	0.0	1	0.4
		Supervisor ³	3	4.4	38	15.4
Chaplain ³		0	0.0	7	2.8	
Mental Health Staff ³		13	19.1	43	17.4	
Friend ³		26	38.2	92	37.2	
Spouse/significant other ³		29	42.6	86	34.8	
Family ³		8	11.8	25	10.1	
Social Media ³		1	1.5	6	2.4	
Colleague ³		2	2.9	6	2.4	
Other ³		8	11.8	11	4.5	
	No	149	60.8	752	69.6	
	<i>Data unavailable</i>	28	11.4	81	7.5	
		Suicide		Suicide Attempt		
		Count	%	Count	%	

Continued >>

Table C2. Event location, event method, and event context for all 2013 suicide and suicide attempt DoDSERs, all Services combined (cont.)

Death risk gambling	Yes	1	0.4	20	1.9
	No	217	88.6	1,032	95.6
	<i>Data unavailable</i>	27	11.0	28	2.6
Event planned	Yes	106	43.3	280	25.9
	No	71	29.0	660	61.1
	<i>Data unavailable</i>	68	27.8	140	13.0
Event observable	Yes	40	16.3	433	40.1
	No	185	75.5	584	54.1
	<i>Data unavailable</i>	20	8.2	63	5.8
Left suicide note	Yes	72	29.4	135	12.5
	No	140	57.1	894	82.8
	<i>Data unavailable</i>	33	13.5	51	4.7
Residence	Shared military living environment	55	22.4	478	44.3
	Bachelor quarters	16	6.5	45	4.2
	On-base family housing	25	10.2	79	7.3
	Private residence	126	51.4	392	36.3
	Ship	2	0.8	3	0.3
	Other	12	4.9	50	4.6
	<i>Data unavailable</i>	9	3.7	33	3.1
Married service member residence	Not married	131	53.5	655	60.6
	Married, resides with spouse	58	23.7	239	22.1
	Married, not living together, relationship issues	26	10.6	111	10.3
	Married, not living together, other reasons	21	8.6	57	5.3
	<i>Data unavailable</i>	9	3.7	18	1.7
Service member resided alone	Yes	81	33.1	423	39.2
	No	147	60.0	583	54.0
	<i>Data unavailable</i>	17	6.9	74	6.9
		Suicide		Suicide Attempt	
		Count	%	Count	%

Continued >>

Table C2. Event location, event method, and event context for all 2013 suicide and suicide attempt DoDSERs, all Services combined (cont.)

Had minor children	Yes, lived with SM	43	17.6	167	15.5
	Yes, did not live with SM	48	19.6	170	15.7
	No children	142	58.0	695	64.4
	<i>Data unavailable</i>	12	4.9	48	4.4
Firearm in immediate environment	Yes	130	53.1	146	13.5
	No	72	29.4	830	76.9
	<i>Data unavailable</i>	43	17.6	104	9.6
Duty status at time of event ⁶	Permanent duty station	176	71.8	767	71.0
	Leave	24	9.8	40	3.7
	TDY	5	2.0	5	0.5
	Deployed	13	5.3	37	3.4
	Training	10	4.1	77	7.1
	Psychiatric Hospitalization	1	0.4	9	0.8
	Medical Hold	9	3.7	36	3.3
	Other	30	12.2	108	10.0
<i>Data unavailable</i>	12	4.9	59	5.5	

¹Data on cause of death and toxicology provided by the AFMES for suicide decedents.

²Event method categories were aligned with the National Center for Health Statistics' standard for cause of death categories.

³Percents for these variables are based on the number of positive responses to the superordinate category.

⁴Data on the source of the firearm are from the DoDSER reports filed for the suicide decedents.

⁵This category is specific to nonfatal events since it is not a unique reporting category per the National Center for Health Statistics.

⁶SMs could be classified into multiple categories in the same set.

⁷Inhalants were reported as a separate category of drug use for suicides in the toxicology data but were not a separate reporting category in the DoDSER for any event type.

[Referenced page 4](#)

Table C3. Behavioral health history, accession of medical and social services, and prescription medication usage for all 2013 suicide and suicide attempt DoDSERs, all Services combined

		Suicide		Suicide Attempt	
		Count	%	Count	%
All		245	100.0	1,080	100.0
Behavioral health diagnosis	Yes	97	39.6	637	59.0
Number of diagnoses	One ¹	51	52.6	317	49.8
	Two ¹	32	33.0	242	38.0
	Three or more ¹	14	14.4	78	12.2
Specific diagnoses	Mood disorder ^{1,2}	58	59.8	382	60.0
	Bipolar ^{1,2}	4	6.9	23	6.0
	Major depression ^{1,2}	32	55.2	270	70.7
	Dysthymic ^{1,2}	7	12.1	28	7.3
	Other mood disorder ^{1,2}	20	34.5	86	22.5
	Unspecified mood disorder ^{1,2}	6	10.3	26	6.8
	Anxiety disorder ^{1,2}	37	38.1	320	50.2
	Posttraumatic stress ^{1,2}	15	40.5	176	55.0
	Panic ^{1,2}	0	0.0	20	6.3
	Generalized anxiety ^{1,2}	10	27.0	92	28.8
	Acute stress ^{1,2}	2	5.4	14	4.4
	Other anxiety disorder ^{1,2}	19	51.4	86	26.9
	Unspecified anxiety disorder ^{1,2}	2	5.4	14	4.4
	Personality disorder ^{1,2}	5	5.2	78	12.2
	Psychotic disorder ^{1,2}	4	4.1	11	1.7
	Adjustment disorder ^{1,2}	55	56.7	253	39.7
	No	140	57.1	410	38.0
	<i>Data unavailable</i>	8	3.3	33	3.1
Sleep disorder	Yes	30	12.2	135	12.5
	No	204	83.3	889	82.3
	<i>Data unavailable</i>	11	4.5	56	5.2
History of substance abuse	Yes	52	21.2	313	29.0
	No	176	71.8	704	65.2
	<i>Data unavailable</i>	17	6.9	63	5.8
Traumatic brain injury	Yes	12	4.9	66	6.1
	No	222	90.6	961	89.0
	<i>Data unavailable</i>	11	4.5	53	4.9

Continued >>

Table C3. Behavioral health history, accession of medical and social services, and prescription medication usage for all 2013 suicide and suicide attempt DoDSERs, all Services combined (cont.)

		Suicide		Suicide Attempt	
		Count	%	Count	%
History of prior self-injury	Yes	24	9.8	303	28.1
	Number of prior self injuries				
	One prior event ¹	15	62.5	164	54.1
	More than one prior event ¹	8	33.3	138	45.5
	Unknown number of events ¹	1	4.2	1	0.3
	Current event similar to prior self injury ¹	6	25.0	163	53.8
	No	194	79.2	698	64.6
	<i>Data unavailable</i>	27	11.0	79	7.3
Family history of behavioral health conditions	Yes	33	13.5	315	29.2
	No	121	49.4	627	58.1
	<i>Data unavailable</i>	91	37.1	138	12.8
Ever taken psychotropic medications	Yes	65	26.5	447	41.4
	No	151	61.6	571	52.9
	<i>Data unavailable</i>	29	11.8	62	5.7
Use of psychotropic medications, last 90 days	Yes	47	19.2	371	34.4
	Antidepressants ^{1,2}	35	74.5	306	82.5
	Anxiolytics ^{1,2}	24	51.1	153	41.2
	Antimanics ^{1,2}	2	4.3	9	2.4
	Anticonvulsants ^{1,2}	3	6.4	11	3.0
	Antipsychotics ^{1,2}	6	12.8	39	10.5
	Sleep medications ^{1,2}	24	51.1	190	51.2
	No	168	68.6	647	59.9
	<i>Data unavailable</i>	30	12.2	62	5.7
Pain medication at time of the event	Yes	24	9.8	168	15.6
	Opioids, last 90 days ¹	10	41.7	51	30.4
	No	176	71.8	830	76.9
	<i>Data unavailable</i>	45	18.4	82	7.6
Polypharmacy at time of the event	Yes	22	9.0	128	11.9
	No	184	75.1	854	79.1
	<i>Data unavailable</i>	39	15.9	98	9.1

Continued >>

Table C3. Behavioral health history, accession of medical and social services, and prescription medication usage for all 2013 suicide and suicide attempt DoDSERs, all Services combined (cont.)

		Suicide		Suicide Attempt	
		Count	%	Count	%
Accession of medical/support services, last 90 days	Yes	141	57.6	747	69.2
	Military Treatment Facility ^{1,2}	131	92.9	559	74.8
	Substance Abuse Services ^{1,2}	18	12.8	144	19.3
	Family Advocacy Program ^{1,2}	12	8.5	41	5.5
	Outpatient behavioral health ^{1,2}	74	52.5	546	73.1
	Inpatient behavioral health ^{1,2}	14	9.9	151	20.2
	No	102	41.6	314	29.1
	<i>Data unavailable</i>	2	0.8	19	1.8

¹Percents for these variables are based on the number of positive responses to the superordinate category.

²SMs could be classified into multiple categories in the same set.

Referenced page 5

Table C4. Antecedent stressors related to family and relationship issues, administrative or legal issues, financial or workplace conflicts, and abuse victimization or perpetration for all 2013 suicide and suicide attempt DoDSERs, all Services combined

		Suicide		Suicide Attempt	
		Count	%	Count	%
All		245	100.0	1,080	100.0
Failed relationship, last 90 days	Yes	110	44.9	442	40.9
	Failed intimate relationship ^{1,2}	95	86.4	398	90.0
	Failed non-intimate relationship ^{1,2}	36	32.7	113	25.6
	No	111	45.3	589	54.5
	<i>Data unavailable</i>	24	9.8	49	4.5
Loss or illness of a loved one, last 90 days	Yes	15	6.1	119	11.0
	Death of spouse or family member ^{1,2}	6	40.0	53	44.5
	Death of friend ^{1,2}	3	20.0	33	27.7
	Family/spouse illness ^{1,2}	6	40.0	53	44.5
	No	200	81.6	898	83.1
<i>Data unavailable</i>	30	12.2	63	5.8	
History of suicide of friend or family members, any time	Yes	25	10.2	170	15.7
	Spouse suicide ^{1,2}	0	0.0	0	0.0
	Family suicide ^{1,2}	17	68.0	86	50.6
	Friend suicide ^{1,2}	9	36.0	100	58.8
	No	205	83.7	873	80.8
<i>Data unavailable</i>	15	6.1	37	3.4	
History of administrative/legal issues, last 90 days	Yes	74	30.2	329	30.5
	Courts martial proceedings ^{1,2}	12	16.2	23	7.0
	Article 15/Non-judicial punishment ^{1,2}	26	35.1	135	41.0
	Administrative separation ^{1,2}	12	16.2	93	28.3
	AWOL ^{1,2}	8	10.8	27	8.2
	Medical evaluation board ^{1,2}	15	20.3	88	26.7
	Civil legal problems ^{1,2}	23	31.1	60	18.2
	Non-selection for promotion ^{1,2}	11	14.9	36	10.9
	Under investigation ^{1,2}	11	14.9	9	2.7
	No	163	66.5	726	67.2
<i>Data unavailable</i>	8	3.3	25	2.3	
Any financial or workplace difficulties, last 90 days	Yes	58	23.7	420	38.9
	Excessive debt or bankruptcy ^{1,2}	13	22.4	73	17.4
	Job problems ^{1,2}	40	69.0	278	66.2
	Supervisor/coworker issues ^{1,2}	21	36.2	254	60.5
	Poor performance review ^{1,2}	18	31.0	129	30.7
	Unit/workplace hazing ^{1,2}	2	3.4	49	11.7
	No	166	67.8	596	55.2
<i>Data unavailable</i>	21	8.6	64	5.9	
		Suicide		Suicide Attempt	

Continued >>

Table C4. Antecedent stressors related to family and relationship issues, administrative or legal issues, financial or workplace conflicts, and abuse victimization or perpetration for all 2013 suicide and suicide attempt DoDSERs, all Services combined (cont.)

		Count	%	Count	%
Abuse victimization history, any time	Yes	23	9.4	362	33.5
	Physical abuse ^{1,2}	17	73.9	217	59.9
	Sexual abuse ^{1,2}	8	34.8	190	52.5
	Emotional abuse ^{1,2}	14	60.9	234	64.6
	Sexual harassment ^{1,2}	1	4.3	50	13.8
	No	187	76.3	645	59.7
	<i>Data unavailable</i>	35	14.3	73	6.8
Abuse perpetration history, any time	Yes	34	13.9	91	8.4
	Physical abuse ^{1,2}	18	52.9	48	52.7
	Sexual abuse ^{1,2}	17	50.0	17	18.7
	Emotional abuse ^{1,2}	8	23.5	43	47.3
	Sexual harassment ^{1,2}	4	11.8	8	8.8
	No	180	73.5	918	85.0
	<i>Data unavailable</i>	31	12.7	71	6.6

¹Percents for these variables are based on the number of positive responses to the superordinate category.

²SMs could be classified into multiple categories in the same set.

Referenced page 5

Table C5. Deployment and direct combat history for all 2013 suicide and suicide attempt DoDSERs, all Services combined

		Suicide		Suicide Attempt	
		Count	%	Count	%
All		245	100.0	1,080	100.0
History of deployment ¹					
	Yes	163	66.5	510	47.2
Number of deployments	One ³	82	50.3	243	47.6
	Two ³	43	26.4	170	33.3
	Three or more ³	38	23.3	97	19.0
	No	80	32.7	542	50.2
	<i>Data unavailable</i>	2	0.8	28	2.6
Ever deployed OIF/OEF/OND ¹					
	Yes	159	64.9	498	46.1
	Iraq ^{3,4}	62	39.0	226	45.4
	Afghanistan ^{3,4}	86	54.1	283	56.8
	Kuwait ^{3,4}	81	50.9	302	60.6
	No	81	33.1	550	50.9
	<i>Data unavailable</i>	5	2.0	32	3.0
Events in theater ¹					
	Yes	13	5.3	37	3.4
	Afghanistan ³	7	53.8	22	59.5
	Kuwait ³	1	7.7	2	5.4
	Other theater location ³	5	38.5	13	35.1
	No	230	93.9	1,015	94.0
	<i>Data unavailable</i>	2	0.8	28	2.6
History of direct combat ²					
	Yes	36	14.7	210	19.4
	Wounded others combat ^{3,4}	18	50.0	157	74.8
	Service member wounded in combat ^{3,4}	4	11.1	65	31.0
	Witnessed killing ^{3,4}	11	30.6	164	78.1
	Saw bodies of other soldiers ^{3,4}	9	25.0	157	74.8
	Killed others in combat ^{3,4}	6	16.7	98	46.7
	No	140	57.1	737	68.2
	<i>Data unavailable</i>	69	28.2	133	12.3

¹Deployment data provided by the DMDC for all event types.

²Data on combat exposure were reported in the DoDSER.

³Percents for these variables are based on the number of positive responses to the superordinate category.

⁴SMs could be classified into multiple categories in the same set.

Referenced page 5

THIS PAGE INTENTIONALLY LEFT BLANK



Appendix D

AIR FORCE DODSER TABLES

Table D1. Demographic characteristics¹ of all 2013 Air Force DoDSERs

		Suicide		Suicide Attempt	
		Count	%	Count	%
All		43	100.0	259	100.0
Sex	Male	39	90.7	162	62.5
	Female	4	9.3	97	37.5
Race	American Indian/Alaskan Native	0	0.0	2	0.8
	Asian/Pacific Islander	0	0.0	8	3.1
	Black/African American	7	16.3	43	16.6
	White/Caucasian	34	79.1	188	72.6
	Other/Unknown	2	4.7	18	6.9
Ethnicity	Hispanic	1	2.3	16	6.2
	Non-Hispanic	42	97.7	242	93.4
	<i>Data unavailable</i>	0	0.0	1	0.4
Age Range	17 - 24	18	41.9	141	54.4
	25 - 29	15	34.9	59	22.8
	30 - 34	3	7.0	33	12.7
	35 - 39	3	7.0	14	5.4
	40 - 44	4	9.3	8	3.1
	45 - 74	0	0.0	4	1.5
	<i>Data unavailable</i>	0	0.0	0	0.0
Rank	Cadet/Midshipman	1	2.3	2	0.8
	E1-E4	21	48.8	167	64.5
	E5-E9	19	44.2	78	30.1
	Warrant officer	0	0.0	0	0.0
	Commissioned officer	2	4.7	12	4.6
	<i>Data unavailable</i>	0	0.0	0	0.0
Component	Active	40	93.0	253	97.7
	Reserve	1	2.3	0	0.0
	National Guard	2	4.7	6	2.3
Education	Some high school, did not graduate	0	0.0	1	0.4
	Alternative high school certification	0	0.0	2	0.8
	High school graduate	33	76.7	191	73.7
	Some college, no degree	7	16.3	42	16.2
	Four-year degree	1	2.3	15	5.8
	Masters degree or greater	1	2.3	7	2.7
	<i>Data unavailable</i>	1	2.3	1	0.4
		Suicide		Suicide Attempt	

Continued >>

Table D1. Demographic characteristics¹ of all 2013 Air Force DoDSERs (cont.)

		Count	%	Count	%
Marital Status	Never married	19	44.2	130	50.2
	Married	15	34.9	108	41.7
	Legally separated	1	2.3	0	0.0
	Divorced	8	18.6	21	8.1
	Widowed	0	0.0	0	0.0
	<i>Data unavailable</i>	0	0.0	0	0.0

¹Demographic variables provided by the DMDC and augmented by the DoDSER for cases with unknown values in the DMDC's data. See Appendix A for more information.

[Referenced page 7](#)

Table D2. Event location, event method, and event context for all 2013 Air Force DoDSERs

		Suicide		Suicide Attempt	
		Count	%	Count	%
All		43	100.0	259	100.0
Geographic location	United States	41	95.3	213	82.2
	Iraq	0	0.0	0	0.0
	Afghanistan	0	0.0	1	0.4
	Kuwait	0	0.0	1	0.4
	Korea	0	0.0	8	3.1
	Other Europe	0	0.0	2	0.8
	North America	0	0.0	1	0.4
	Japan	0	0.0	7	2.7
	Germany	0	0.0	10	3.9
	United Kingdom	2	4.7	3	1.2
	Shipboard	0	0.0	0	0.0
	Other	0	0.0	12	4.6
	<i>Data unavailable</i>	0	0.0	1	0.4
	Event setting	Own residence	20	46.5	127
Barracks		5	11.6	82	31.7
Residence of friend or family		5	11.6	13	5.0
Work/jobsite		0	0.0	7	2.7
Automobile (away from residence)		8	18.6	13	5.0
Inpatient medical facility		0	0.0	2	0.8
Hotel		2	4.7	6	2.3
Other		3	7.0	9	3.5
<i>Data unavailable</i>		0	0.0	0	0.0
Event method ^{1,2}		Drugs/alcohol	3	7.0	156
	Hanging/asphyxiation	9	20.9	22	8.5
	Poisoning	3	7.0	6	2.3
	Firearm	27	62.8	13	5.0
	Military issued firearm ^{3,4}	1	3.7	2	15.4
	Not military issued firearm ^{3,4}	26	96.3	10	76.9
	Firearm of unknown origin ^{3,4}	0	0.0	1	7.7
	Falling/jumping	0	0.0	3	1.2
	Sharp/blunt object ⁵	--	--	44	17.0
	Other	1	2.3	10	3.9
	<i>Data unavailable</i>	0	0.0	5	1.9
		Suicide		Suicide Attempt	

Continued >>

Table D2. Event location, event method, and event context for all 2013 Air Force DoDSERs (cont.)

		Count	%	Count	%	
Alcohol used during event ¹	Yes	23	53.5	107	41.3	
	No	16	37.2	145	56.0	
	<i>Data unavailable</i>	4	9.3	7	2.7	
Drugs used during event ¹	Yes	13	30.2	157	60.6	
	Illicit drugs ⁶					
	Used, cause of death/overdose ³	0	0.0	9	5.7	
	Used, not cause of death/no overdose ³	0	0.0	1	0.6	
	Inhalants ^{6,7}					
	Used, cause of death/overdose ³	0	0.0	--	--	
	Used, not cause of death/no overdose ³	0	0.0	--	--	
	Prescription drugs ⁶					
	Used, cause of death/overdose ³	4	30.8	101	64.3	
	Used, not cause of death/no overdose ³	6	46.2	19	12.1	
	OTC drugs ⁶					
	Used, cause of death/overdose ³	0	0.0	46	29.3	
	Used, not cause of death/no overdose ³	4	30.8	13	8.3	
	No	26	60.5	98	37.8	
	<i>Data unavailable</i>	4	9.3	4	1.5	
Both alcohol and drugs used during event ¹	Yes	6	14.0	68	26.3	
	No	32	74.4	183	70.7	
	<i>Data unavailable</i>	5	11.6	8	3.1	
Communicated potential for self-harm Mode ⁶	Yes	10	23.3	85	32.8	
	Written ³	2	20.0	2	2.4	
	Verbal ³	6	60.0	59	69.4	
	Electronic ³	4	40.0	31	36.5	
	Other ³	0	0.0	3	3.5	
	Number of types of recipients	One ³	8	80.0	64	75.3
		Two ³	2	20.0	17	20.0
		Three or more ³	0	0.0	3	3.5
		Unknown number ³	0	0.0	1	1.2
	Recipients ⁶	Supervisor ³	1	10.0	9	10.6
		Chaplain ³	0	0.0	3	3.5
		Mental Health Staff ³	2	20.0	12	14.1
		Friend ³	3	30.0	39	45.9
		Spouse/significant other ³	3	30.0	25	29.4
		Family ³	1	10.0	12	14.1
		Social Media ³	0	0.0	2	2.4
		Colleague ³	0	0.0	0	0.0
		Other ³	2	20.0	5	5.9
		No	28	65.1	163	62.9
		<i>Data unavailable</i>	5	11.6	11	4.2
					Suicide	Suicide Attempt
					Count	%
					Count	%

Continued >>

Table D2. Event location, event method, and event context for all 2013 Air Force DoDSERs (cont.)

Death risk gambling	Yes	0	0.0	6	2.3
	No	40	93.0	250	96.5
	<i>Data unavailable</i>	3	7.0	3	1.2
Event planned	Yes	22	51.2	64	24.7
	No	13	30.2	176	68.0
	<i>Data unavailable</i>	8	18.6	19	7.3
Event observable	Yes	4	9.3	90	34.7
	No	37	86.0	160	61.8
	<i>Data unavailable</i>	2	4.7	9	3.5
Left suicide note	Yes	19	44.2	45	17.4
	No	21	48.8	204	78.8
	<i>Data unavailable</i>	3	7.0	10	3.9
Residence	Shared military living environment	4	9.3	84	32.4
	Bachelor quarters	1	2.3	11	4.2
	On-base family housing	3	7.0	25	9.7
	Private residence	32	74.4	127	49.0
	Ship	0	0.0	0	0.0
	Other	3	7.0	9	3.5
	<i>Data unavailable</i>	0	0.0	3	1.2
Married Service member residence	Not married	29	67.4	172	66.4
	Married, resides with spouse	11	25.6	49	18.9
	Married, not living together, relationship issues	3	7.0	24	9.3
	Married, not living together, other reasons	0	0.0	13	5.0
	<i>Data unavailable</i>	0	0.0	1	0.4
Service member resided alone	Yes	17	39.5	145	56.0
	No	26	60.5	109	42.1
	<i>Data unavailable</i>	0	0.0	5	1.9
Had minor children	Yes, lived with SM	8	18.6	42	16.2
	Yes, did not live with SM	6	14.0	26	10.0
	No children	29	67.4	184	71.0
	<i>Data unavailable</i>	0	0.0	7	2.7
			Suicide	Suicide Attempt	
		Count	%	Count	%

Continued >>

Table D2. Event location, event method, and event context for all 2013 Air Force DoDSERs (cont.)

Firearm in immediate environment	Yes	23	53.5	39	15.1
	No	18	41.9	209	80.7
	<i>Data unavailable</i>	2	4.7	11	4.2
Duty status at time of event ⁶	Permanent duty station	34	79.1	215	83.0
	Leave	5	11.6	11	4.2
	TDY	1	2.3	0	0.0
	Deployed	0	0.0	5	1.9
	Training	1	2.3	3	1.2
	Psychiatric Hospitalization	0	0.0	2	0.8
	Medical Hold	0	0.0	6	2.3
	Other	8	18.6	23	8.9
	<i>Data unavailable</i>	0	0.0	6	2.3

¹Data on cause of death and toxicology provided by the AFMES for suicide decedents.

²Event method categories were aligned with the National Center for Health Statistics' standard for cause of death categories.

³Percents for these variables are based on the number of positive responses to the superordinate category.

⁴Data on the source of the firearm are from the DoDSER reports filed for the suicide decedents.

⁵This category is specific to nonfatal events since it is not a unique reporting category per the National Center for Health Statistics.

⁶SMs could be classified into multiple categories in the same set.

⁷Inhalants were reported as a separate category of drug use for suicides in the toxicology data but were not a separate reporting category in the DoDSER for any event type.

[Referenced page 7](#)

Table D3. Behavioral health history, accession of medical and social services, and prescription medication usage for all 2013 Air Force DoDSERs

		Suicide		Suicide Attempt	
		Count	%	Count	%
All		43	100.0	259	100.0
Behavioral health diagnosis	Yes	17	39.5	163	62.9
Number of diagnoses	One ¹	11	64.7	80	49.1
	Two ¹	4	23.5	60	36.8
	Three or more ¹	2	11.8	23	14.1
Specific diagnoses	Mood disorder ^{1,2}	8	47.1	91	55.8
	Bipolar ^{1,2}	0	0.0	5	5.5
	Major depression ^{1,2}	4	50.0	61	67.0
	Dysthymic ^{1,2}	3	37.5	10	11.0
	Unspecified mood disorder ^{1,2}	1	12.5	25	27.5
	Other mood disorder ^{1,2}	0	0.0	5	5.5
	Anxiety disorder ^{1,2}	8	47.1	80	49.1
	Posttraumatic stress ^{1,2}	2	25.0	43	53.8
	Panic ^{1,2}	0	0.0	5	6.3
	Generalized anxiety ^{1,2}	2	25.0	20	25.0
	Acute stress ^{1,2}	1	12.5	4	5.0
	Other anxiety disorder ^{1,2}	5	62.5	26	32.5
	Unspecified anxiety disorder ^{1,2}	0	0.0	3	3.8
	Personality disorder ^{1,2}	2	11.8	24	14.7
	Psychotic disorder ^{1,2}	0	0.0	2	1.2
	Adjustment disorder ^{1,2}	8	47.1	73	44.8
	No	26	60.5	95	36.7
	<i>Data unavailable</i>	0	0.0	1	0.4
Sleep disorder	Yes	6	14.0	27	10.4
	No	36	83.7	227	87.6
	<i>Data unavailable</i>	1	2.3	5	1.9
History of substance abuse	Yes	8	18.6	65	25.1
	No	35	81.4	191	73.7
	<i>Data unavailable</i>	0	0.0	3	1.2
Traumatic brain injury	Yes	0	0.0	6	2.3
	No	42	97.7	248	95.8
	<i>Data unavailable</i>	1	2.3	5	1.9

Continued >>

Table D3. Behavioral health history, accession of medical and social services, and prescription medication usage for all 2013 Air Force DoDSERs (cont.)

		Suicide		Suicide Attempt	
		Count	%	Count	%
Family history of behavioral health conditions	Yes	11	25.6	89	34.4
	No	20	46.5	149	57.5
	<i>Data unavailable</i>	12	27.9	21	8.1
History of prior self-injury	Yes	1	2.3	71	27.4
	One prior event ¹	1	100.0	42	59.2
	More than one prior event ¹	0	0.0	29	40.8
	Unknown number of events ¹	0	0.0	0	0.0
	Current event similar to prior self injury ¹	1	100.0	31	43.7
	No	37	86.0	177	68.3
	<i>Data unavailable</i>	5	11.6	11	4.2
Ever taken psychotropic medications	Yes	14	32.6	128	49.4
	No	28	65.1	128	49.4
	<i>Data unavailable</i>	1	2.3	3	1.2
Use of psychotropic medications, last 90 days	Yes	9	20.9	103	39.8
	Antidepressants ^{1,2}	8	88.9	81	78.6
	Anxiolytics ^{1,2}	5	55.6	47	45.6
	Antimanics ^{1,2}	0	0.0	2	1.9
	Anticonvulsants ^{1,2}	0	0.0	1	1.0
	Antipsychotics ^{1,2}	1	11.1	7	6.8
	Sleep medications ^{1,2}	4	44.4	54	52.4
	No	32	74.4	153	59.1
<i>Data unavailable</i>	2	4.7	3	1.2	
Pain medication at time of the event	Yes	3	7.0	44	17.0
	Opioids, last 90 days ¹	1	33.3	14	31.8
	No	32	74.4	206	79.5
	<i>Data unavailable</i>	8	18.6	9	3.5
Polypharmacy at time of the event	Yes	3	7.0	24	9.3
	No	36	83.7	219	84.6
	<i>Data unavailable</i>	4	9.3	16	6.2

Continued >>

Table D3. Behavioral health history, accession of medical and social services, and prescription medication usage for all 2013 Air Force DoDSERs (cont.)

		Suicide		Suicide Attempt	
		Count	%	Count	%
Accession of medical/support services, last 90 days	Yes	33	76.7	197	76.1
	Military Treatment Facility ^{1,2}	33	100.0	178	90.4
	Substance Abuse Services ^{1,2}	4	12.1	36	18.3
	Family Advocacy Program ^{1,2}	3	9.1	10	5.1
	Outpatient behavioral health ^{1,2}	14	42.4	128	65.0
	Inpatient behavioral health ^{1,2}	1	3.0	36	18.3
	No	10	23.3	62	23.9
	<i>Data unavailable</i>	0	0.0	0	0.0

¹Percents for these variables are based on the number of positive responses to the superordinate category.

²SMs could be classified into multiple categories in the same set.

Referenced page 8

Table D4. Antecedent stressors related to family and relationship issues, administrative or legal issues, financial or workplace conflicts, and abuse victimization or perpetration for all 2013 Air Force DoDSERs

		Suicide		Suicide Attempt	
		Count	%	Count	%
All		43	100.0	259	100.0
Failed relationship, last 90 days	Yes	23	53.5	123	47.5
	Failed intimate relationship ^{1,2}	21	91.3	103	83.7
	Failed non-intimate relationship ^{1,2}	9	39.1	35	28.5
	No	16	37.2	132	51.0
	<i>Data unavailable</i>	4	9.3	4	1.5
Loss or illness of a loved one, last 90 days	Yes	3	7.0	38	14.7
	Death of spouse or family member ^{1,2}	0	0.0	14	36.8
	Death of friend ^{1,2}	0	0.0	9	23.7
	Family/spouse illness ^{1,2}	3	100.0	19	50.0
	No	38	88.4	217	83.8
	<i>Data unavailable</i>	2	4.7	4	1.5
History of suicide of friend or family members	Yes	2	4.7	43	16.6
	Spouse suicide ^{1,2}	0	0.0	0	0.0
	Family suicide ^{1,2}	0	0.0	25	58.1
	Friend suicide ^{1,2}	2	100.0	26	60.5
	No	40	93.0	213	82.2
	<i>Data unavailable</i>	1	2.3	3	1.2
History of administrative/legal issues, last 90 days	Yes	12	27.9	79	30.5
	Courts martial proceedings ^{1,2}	4	33.3	6	7.6
	Article 15/Non-judicial punishment ^{1,2}	5	41.7	26	32.9
	Administrative separation ^{1,2}	1	8.3	21	26.6
	AWOL ^{1,2}	4	33.3	2	2.5
	Medical evaluation board ^{1,2}	1	8.3	22	27.8
	Civil legal problems ^{1,2}	5	41.7	23	29.1
	Non-selection for promotion ^{1,2}	1	8.3	12	15.2
	Under investigation ^{1,2}	4	33.3	3	3.8
	No	30	69.8	179	69.1
	<i>Data unavailable</i>	1	2.3	1	0.4
		Suicide		Suicide Attempt	

Continued >>

Table D4. Antecedent stressors related to family and relationship issues, administrative or legal issues, financial or workplace conflicts, and abuse victimization or perpetration for all 2013 Air Force DoDSERs (cont.)

		Count	%	Count	%
Any financial or workplace difficulties, last 90 days	Yes	14	32.6	111	42.9
	Excessive debt or bankruptcy ^{1,2}	6	42.9	21	18.9
	Job problems ^{1,2}	9	64.3	73	65.8
	Supervisor/coworker issues ^{1,2}	6	42.9	64	57.7
	Poor performance review ^{1,2}	4	28.6	32	28.8
	Unit/workplace hazing ^{1,2}	1	7.1	9	8.1
	No	28	65.1	144	55.6
	<i>Data unavailable</i>	1	2.3	4	1.5
Abuse victimization history	Yes	7	16.3	95	36.7
	Physical abuse ^{1,2}	5	71.4	49	51.6
	Sexual abuse ^{1,2}	5	71.4	57	60.0
	Emotional abuse ^{1,2}	4	57.1	54	56.8
	Sexual harassment ^{1,2}	1	14.3	18	18.9
	No	33	76.7	157	60.6
	<i>Data unavailable</i>	3	7.0	7	2.7
	Abuse perpetration history	Yes	7	16.3	29
Physical abuse ^{1,2}		3	42.9	16	55.2
Sexual abuse ^{1,2}		2	28.6	7	24.1
Emotional abuse ^{1,2}		3	42.9	9	31.0
Sexual harassment ^{1,2}		0	0.0	3	10.3
No		32	74.4	222	85.7
<i>Data unavailable</i>		4	9.3	8	3.1

¹Percents for these variables are based on the number of positive responses to the superordinate category.

²SMs could be classified into multiple categories in the same set.

Referenced page 8

Table D5. Deployment and direct combat history for all 2013 Air Force DoDSERs

		Suicide		Suicide Attempt	
		Count	%	Count	%
All		43	100.0	259	100.0
History of deployment ¹					
	Yes	22	51.2	105	40.5
Number of deployments	One ³	12	54.5	45	42.9
	Two ³	5	22.7	30	28.6
	Three or more ³	5	22.7	30	28.6
	No	20	46.5	148	57.1
	<i>Data unavailable</i>	1	2.3	6	2.3
Ever deployed OIF/OEF/OND ¹					
	Yes	20	46.5	100	38.6
	Iraq ^{3,4}	4	20.0	34	34.0
	Afghanistan ^{3,4}	5	25.0	20	20.0
	Kuwait ^{3,4}	4	20.0	25	25.0
	No	20	46.5	151	58.3
	<i>Data unavailable</i>	3	7.0	8	3.1
Events in theater ¹					
	Yes	0	0.0	5	1.9
	Afghanistan ³	0	0	1	20.0
	Kuwait ³	0	0	0	0.0
	Other theater location ³	0	0	4	80.0
	No	43	100.0	248	95.8
	<i>Data unavailable</i>	0	0.0	6	2.3
History of direct combat ²					
	Yes	2	4.7	24	9.3
	Wounded others combat ^{3,4}	1	50.0	13	54.2
	Service member wounded in combat ^{3,4}	1	50.0	2	8.3
	Witnessed killing ^{3,4}	0	0.0	16	66.7
	Saw bodies of other soldiers ^{3,4}	0	0.0	15	62.5
	Killed others in combat ^{3,4}	0	0.0	6	25.0
	No	33	76.7	213	82.2
	<i>Data unavailable</i>	8	18.6	22	8.5

¹Deployment data provided by the DMDC for all event types.

²Data on combat exposure were reported in the DoDSER.

³Percents for these variables are based on the number of positive responses to the superordinate category.

⁴SMs could be classified into multiple categories in the same set.

Referenced page 8

THIS PAGE INTENTIONALLY LEFT BLANK



Appendix E
ARMY DoD SER
TABLES

Table E1. Demographic characteristics¹ of all 2013 Army DoDSERs

		Suicide		Suicide Attempt		Self-harm		Ideation	
		Count	%	Count	%	Count	%	Count	%
All		115	100.0	491	100.0	231	100.0	989	100.0
Sex	Male	111	96.5	381	77.6	165	71.4	791	80.0
	Female	4	3.5	110	22.4	66	28.6	198	20.0
Race	American Indian/Alaskan Native	2	1.7	6	1.2	3	1.3	15	1.5
	Asian/Pacific Islander	6	5.2	27	5.5	11	4.8	62	6.3
	Black/African American	18	15.7	89	18.1	46	19.9	192	19.4
	White/Caucasian	85	73.9	362	73.7	166	71.9	708	71.6
	Other/Unknown	4	3.5	7	1.4	5	2.2	12	1.2
Ethnicity	Hispanic	9	7.8	52	10.6	26	11.3	122	12.3
	Non-Hispanic	106	92.2	436	88.8	202	87.4	859	86.9
	Unknown	0	0	3	0.6	3	1.3	8	0.8
Age Range	17 - 24	41	35.7	246	50.1	131	56.7	512	51.8
	25 - 29	29	25.2	119	24.2	53	22.9	218	22.0
	30 - 34	15	13.0	64	13.0	28	12.1	114	11.5
	35 - 39	15	13.0	28	5.7	15	6.5	71	7.2
	40 - 44	7	6.1	21	4.3	3	1.3	47	4.8
	45 - 74	8	7.0	13	2.6	1	0.4	27	2.7
	<i>Data unavailable</i>	0	0.0	0	0.0	0	0.0	0	0.0
Rank	Cadet/Midshipman	0	0.0	0	0.0	0	0.0	0	0.0
	E1-E4	55	47.8	320	65.2	175	75.8	672	67.9
	E5-E9	47	40.9	145	29.5	44	19.0	263	26.6
	Warrant officer	1	0.9	6	1.2	3	1.3	10	1.0
	Commissioned officer	12	10.4	17	3.5	8	3.5	40	4.0
	<i>Data unavailable</i>	0	0.0	3	0.6	1	0.4	4	0.4
Component	Active	98	85.2	456	92.9	213	92.2	906	91.6
	Reserve	5	4.3	9	1.8	6	2.6	28	2.8
	National Guard	12	10.4	26	5.3	12	5.2	55	5.6
Education	Some high school, did not graduate	2	1.7	7	1.4	5	2.2	18	1.8
	Alternative high school certification	10	8.7	61	12.4	41	17.7	97	9.8
	High school graduate	65	56.5	315	64.2	144	62.3	680	68.8
	Some college, no degree	20	17.4	76	15.5	24	10.4	116	11.7
	Four-year degree	16	13.9	26	5.3	15	6.5	60	6.1
	Masters degree or greater	2	1.7	6	1.2	2	0.9	15	1.5
	<i>Data unavailable</i>	0	0.0	0	0.0	0	0.0	3	0.3

Continued >>

Table E1. Demographic characteristics¹ of all 2013 Army DoDSERs (cont.)

		Suicide		Suicide Attempt		Self-harm		Ideation	
		Count	%	Count	%	Count	%	Count	%
Marital Status	Never married	35	30.4	178	36.3	109	47.2	444	44.9
	Married	68	59.1	274	55.8	97	42.0	487	49.2
	Legally separated	1	0.9	4	0.8	0	0.0	1	0.1
	Divorced	11	9.6	34	6.9	24	10.4	55	5.6
	Widowed	0	0.0	1	0.2	1	0.4	1	0.1
	<i>Data unavailable</i>	0	0.0	0	0.0	0	0.0	1	0.1

¹Demographic variables provided by the DMDC and augmented by the DoDSER for cases with unknown values in the DMDC's data. See Appendix A for more information.

[Referenced page 9](#)

Table E2. Event location, event method, and event context for all 2013 Army DoDSERs

		Suicide		Suicide Attempt		Self-harm		Ideation	
		Count	%	Count	%	Count	%	Count	%
All		115	100.0	491	100.0	231	100.0	989	100.0
Geographic location	United States	102	89.6	439	89.4	199	86.1	863	87.3
	Iraq	0	0.0	0	0.0	0	0.0	1	0.1
	Afghanistan	4	3.5	13	2.7	0	0.0	13	1.3
	Kuwait	1	0.9	1	0.2	0	0.0	2	0.2
	Korea	2	1.7	11	2.2	15	6.5	40	4.0
	Other Europe	0	0.0	1	0.2	0	0.0	3	0.3
	North America	0	0.0	0	0.0	1	0.4	1	0.1
	Japan	1	0.9	1	0.2	0	0.0	0	0.0
	Germany	3	2.6	19	3.9	14	6.1	53	5.4
	United Kingdom	0	0.0	0	0.0	0	0.0	0	0.0
	Shipboard	0	0.0	0	0.0	0	0.0	0	0.0
	Other	1	0.9	4	0.8	0	0.0	6	0.6
	<i>Data unavailable</i>	1	0.9	2	0.4	2	0.9	7	0.7
	Event setting	Own residence	56	48.7	181	36.9	82	35.5	292
Barracks		21	18.3	213	43.4	101	43.7	366	37.0
Residence of friend or family		8	7.0	21	4.3	10	4.3	28	2.8
Work/jobsite		4	3.5	13	2.6	8	3.5	83	8.4
Automobile (away from residence)		14	12.2	22	4.5	5	2.2	27	2.7
Inpatient medical facility		0	0.0	3	0.6	1	0.4	3	0.3
Hotel		0	0.0	5	1.0	1	0.4	5	0.5
Other		12	10.4	30	6.1	21	9.1	178	18.0
<i>Data unavailable</i>		0	0.0	3	0.6	2	0.9	7	0.7
Event method ^{1,2}		Drugs/alcohol	3	2.6	284	57.8	--	--	--
	Hanging/asphyxiation	34	29.6	48	9.8	--	--	--	--
	Poisoning	3	2.6	16	3.3	--	--	--	--
	Firearm	71	61.7	50	10.2	--	--	--	--
	Military issued firearm ^{3,4}	5	7.0	14	28.0	--	--	--	--
	Not military firearm ³	65	91.5	36	72.0	--	--	--	--
	Firearm of unknown origin ³	1	1.4	0	0.0	--	--	--	--
	Falling/jumping	1	0.9	6	1.2	--	--	--	--
	Sharp/blunt object. ⁵	--	--	61	12.4	--	--	--	--
	Other	3	2.6	22	4.5	--	--	--	--
	<i>Data unavailable</i>	0	0.0	4	0.8	--	--	--	--
Alcohol used during event ¹	Yes	39	33.9	147	29.9	68	29.4	135	13.7
	No	69	60.0	328	66.8	151	65.4	807	81.6
	<i>Data unavailable</i>	7	6.1	16	3.3	12	5.2	47	4.8
		Suicide		Suicide Attempt		Self-harm		Ideation	

Continued >>

Table E2. Event location, event method, and event context for all 2013 Army DoDSERs (cont.)

		Count	%	Count	%	Count	%	Count	%
Drugs used during event	Yes	29	25.2	255	51.9	83	35.9	44	4.4
Illicit drugs ⁶	Used, cause of death/overdose ³	0	0.0	16	6.3	4	4.8	1	2.3
	Used, not cause of death/no overdose ³	2	6.9	10	3.9	8	9.6	21	47.7
Inhalants ^{6,7}	Used, cause of death/overdose ³	0	0.0	--	--	--	--	--	--
	Used, not cause of death/no overdose ³	2	6.9	--	--	--	--	--	--
Prescription drugs ⁶	Used, cause of death/overdose ³	2	6.9	162	63.5	44	53.0	10	22.7
	Used, not cause of death/no overdose ³	18	62.1	43	16.9	29	34.9	19	43.2
OTC drugs ⁶	Used, cause of death/overdose ³	0	0.0	57	22.4	11	13.3	1	2.3
	Used, not cause of death/no overdose ³	8	27.6	16	6.3	6	7.2	5	11.4
	No	80	69.6	223	45.4	138	59.7	897	90.7
	Data unavailable	6	5.2	13	2.6	10	4.3	48	4.9
Both alcohol and drugs used during event ¹	Yes	8	7.0	83	16.9	30	13.0	14	1.4
	No	99	86.1	387	78.8	187	81.0	920	93.0
	Data unavailable	8	7.0	21	4.3	14	6.1	55	5.6
Communicated intent Mode ⁶	Yes	26	22.6	117	23.8	53	22.9	473	47.8
	Written ³	3	11.5	9	7.7	3	5.7	16	3.4
	Verbal ³	19	73.1	76	65.0	41	77.4	427	90.3
	Electronic ³	6	23.1	36	30.8	11	20.8	42	8.9
	Other ³	0	0.0	0	0.0	1	1.9	3	0.6
Number of types of recipients	One ³	18	69.2	91	77.8	42	79.2	385	81.4
	Two ³	5	19.2	17	14.5	9	17.0	66	14.0
	Three or more ³	3	11.5	9	7.7	2	3.8	21	4.4
	Unknown number ³	0	0.0	0	0.0	0	0.0	1	0.2
Recipients ⁶	Supervisor ³	1	3.8	23	19.7	13	24.5	128	27.1
	Chaplain ³	0	0.0	3	2.6	6	11.3	21	4.4
	Mental Health Staff ³	8	30.8	22	18.8	11	20.8	222	46.9
	Friend ³	9	34.6	37	31.6	13	24.5	88	18.6
	Spouse/significant other ³	13	50.0	47	40.2	15	28.3	77	16.3
	Family ³	3	11.5	11	9.4	1	1.9	12	2.5
	Social Media ³	0	0.0	3	2.6	0	0.0	0	0.0
	Colleague ³	2	7.7	5	4.3	1	1.9	10	2.1
	Other ³	3	11.5	3	2.6	6	11.3	26	5.5
	No	69	60.0	339	69.0	156	67.5	462	46.7
Data unavailable	20	17.4	35	7.1	22	9.5	54	5.5	
				Suicide	Suicide Attempt	Self-harm	Ideation		

Continued >>

Table E2. Event location, event method, and event context for all 2013 Army DoDSERs (cont.)

		Count	%	Count	%	Count	%	Count	%
Death risk gambling	Yes	1	0.9	12	2.4	3	1.3	16	1.6
	No	96	83.5	467	95.1	217	93.9	941	95.1
	<i>Data unavailable</i>	18	15.7	12	2.4	11	4.8	32	3.2
Event planned	Yes	50	43.5	126	25.7	24	10.4	177	17.9
	No	24	20.9	310	63.1	172	74.5	693	70.1
	<i>Data unavailable</i>	41	35.7	55	11.2	35	15.2	119	12.0
Event observable	Yes	20	17.4	192	39.1	106	45.9	322	32.6
	No	79	68.7	271	55.2	101	43.7	497	50.3
	<i>Data unavailable</i>	16	13.9	28	5.7	24	10.4	170	17.2
Left suicide note	Yes	31	27.0	63	12.8	6	2.6	27	2.7
	No	58	50.4	410	83.5	213	92.2	920	93.0
	<i>Data unavailable</i>	26	22.6	18	3.7	12	5.2	42	4.2
Residence	Shared military living environment	30	26.1	233	47.5	124	53.7	495	50.1
	Bachelor quarters	4	3.5	0	0.0	2	0.9	10	1.0
	On-base family housing	13	11.3	36	7.3	23	10.0	91	9.2
	Private residence	59	51.3	177	36.0	63	27.3	293	29.6
	Ship	0	0.0	0	0.0	0	0.0	0	0.0
	Other	1	0.9	30	6.1	13	5.6	54	5.5
	<i>Data unavailable</i>	8	7.0	15	3.1	6	2.6	46	4.7
Married service member residence	Not married	56	48.7	261	53.2	153	66.2	575	58.1
	Married, resides with spouse	25	21.7	140	28.5	40	17.3	232	23.5
	Married, not living together, relationship issues	11	9.6	55	11.2	19	8.2	83	8.4
	Married, not living together, other reasons	14	12.2	27	5.5	13	5.6	85	8.6
	<i>Data unavailable</i>	9	7.8	8	1.6	6	2.6	14	1.4
Service member resided alone	Yes	38	33.0	194	39.5	72	31.2	323	32.7
	No	60	52.2	278	56.6	144	62.3	605	61.2
	<i>Data unavailable</i>	17	14.8	19	3.9	15	6.5	61	6.2
		Suicide		Suicide Attempt		Self-harm		Ideation	

Continued >>

Table E2. Event location, event method, and event context for all 2013 Army DoDSERs (cont.)

		Count	%	Count	%	Count	%	Count	%
Had minor children	Yes, lived with SM	19	16.5	85	17.3	23	10.0	143	14.5
	Yes, did not live with SM	24	20.9	105	21.4	41	17.7	178	18.0
	No children	60	52.2	280	57.0	151	65.4	612	61.9
	<i>Data unavailable</i>	12	10.4	21	4.3	16	6.9	56	5.7
Firearm in immediate environment	Yes	57	49.6	78	15.9	16	6.9	124	12.5
	No	26	22.6	370	75.4	194	84.0	739	74.7
	<i>Data unavailable</i>	32	27.8	43	8.8	21	9.1	126	12.7
Duty status at time of event ⁶	Permanent duty station	94	81.7	361	73.5	167	72.3	741	74.9
	Leave	9	7.8	14	2.9	3	1.3	15	1.5
	TDY	1	0.9	1	0.2	1	0.4	2	0.2
	Deployed	6	5.2	14	2.9	0	0.0	15	1.5
	Training	1	0.9	28	5.7	22	9.5	81	8.2
	Psychiatric Hospitalization	0	0.0	4	0.8	0	0.0	2	0.2
	Medical Hold	4	3.5	7	1.4	3	1.3	8	0.8
	Other	5	4.3	57	11.6	31	13.4	105	10.6
<i>Data unavailable</i>	4	3.5	26	5.3	10	4.3	53	5.4	

¹Data on cause of death and toxicology provided by the AFMES for suicide decedents.

²Event method categories were aligned with the National Center for Health Statistics' standard for cause of death categories.

³Percents for these variables are based on the number of positive responses to the superordinate category.

⁴Data on the source of the firearm are from the DoDSER reports filed for the suicide decedents.

⁵This category is specific to nonfatal events since it is not a unique reporting category per the National Center for Health Statistics.

⁶SMs could be classified into multiple categories in the same set.

⁷Inhalants were reported as a separate category of drug use for suicides in the toxicology data but were not a separate reporting category in the DoDSER for any event type.

Referenced page 10

Table E3. Behavioral health history, accession of medical and social services, and prescription medication usage for all 2013 Army DoDSERs

		Suicide		Suicide Attempt		Self-harm		Ideation	
		Count	%	Count	%	Count	%	Count	%
All		115	100.0	491	100.0	231	100.0	989	100.0
Behavioral health diagnosis	Yes	52	45.2	304	61.9	140	60.6	553	55.9
	No	73	63.8	187	38.1	97	42.4	436	44.1
Number of diagnoses	One ¹	30	57.7	157	51.6	75	53.6	276	49.9
	Two ¹	15	28.8	111	36.5	39	27.9	191	34.5
	Three or more ¹	7	13.5	36	11.8	26	18.6	86	15.6
	Not specified	1	1.9	7	2.2	3	2.1	16	2.9
Specific diagnoses	Mood disorder ^{1,2}	29	55.8	186	61.2	81	57.9	346	62.6
	Bipolar ^{1,2}	3	10.3	14	7.5	7	8.6	31	9.0
	Major depression ^{1,2}	18	62.1	141	75.8	51	63.0	271	78.3
	Dysthymic ^{1,2}	2	6.9	5	2.7	5	6.2	15	4.3
	Other mood disorder ^{1,2}	10	34.5	37	19.9	22	27.2	64	18.5
	Unspecified mood disorder ^{1,2}	2	6.9	14	7.5	6	7.4	24	6.9
	Anxiety disorder ^{1,2}	18	34.6	170	55.9	67	47.9	286	51.7
	Posttraumatic stress ^{1,2}	8	44.4	91	53.5	38	56.7	169	59.1
	Panic ^{1,2}	0	0.0	15	8.8	7	10.4	26	9.1
	Generalized anxiety ^{1,2}	4	22.2	53	31.2	23	34.3	87	30.4
	Acute stress ^{1,2}	1	5.6	9	5.3	4	6.0	21	7.3
	Other anxiety disorder ^{1,2}	10	55.6	39	22.9	18	26.9	57	19.9
	Unspecified anxiety disorder ^{1,2}	0	0.0	11	6.5	7	10.4	26	9.1
	Personality disorder ^{1,2}	1	1.9	18	5.9	21	15.0	33	6.0
	Psychotic disorder ^{1,2}	2	3.8	6	2.0	1	0.7	9	1.6
	Adjustment disorder ^{1,2}	31	59.6	112	36.8	66	47.1	253	45.8
	No	58	50.4	174	35.4	81	35.1	397	40.1
	<i>Data unavailable</i>	5	4.3	13	2.6	10	4.3	39	3.9
	Sleep disorder	Yes	16	13.9	82	16.7	34	14.7	136
No		93	80.9	388	79.0	179	77.5	794	80.3
<i>Data unavailable</i>		6	5.2	21	4.3	18	7.8	59	6.0
History of substance abuse	Yes	30	26.1	157	32.0	69	29.9	243	24.6
	No	70	60.9	319	65.0	143	61.9	651	65.8
	<i>Data unavailable</i>	15	13.0	15	3.1	19	8.2	95	9.6

Continued >>

Table E3. Behavioral health history, accession of medical and social services, and prescription medication usage for all 2013 Army DoDSERs (cont.)

		Suicide		Suicide Attempt		Self-harm		Ideation	
		Count	%	Count	%	Count	%	Count	%
Traumatic brain injury	Yes	9	7.8	44	9.0	13	5.6	70	7.1
	No	98	85.2	425	86.6	206	89.2	858	86.8
	<i>Data unavailable</i>	8	7.0	22	4.5	12	5.2	61	6.2
Family history of behavioral health conditions	Yes	13	11.3	135	27.5	53	22.9	259	26.2
	No	57	49.6	307	62.5	149	64.5	591	59.8
	<i>Data unavailable</i>	45	39.1	49	10.0	29	12.6	139	14.1
History of prior self-injury	Yes	12	10.4	131	26.7	58	25.1	206	20.8
	One prior event ^{1,2}	6	50.0	74	56.5	29	50.0	116	56.3
	More than one prior event ^{1,2}	5	41.7	56	42.7	29	50.0	86	41.7
	Unknown number of events ^{1,2}	1	8.3	1	0.8	0	0.0	4	1.9
	Current event similar to prior self injury ^{1,2}	3	25.0	67	51.1	34	58.6	--	--
	No	84	73.0	326	66.4	145	62.8	692	70.0
	<i>Data unavailable</i>	19	16.5	34	6.9	28	12.1	91	9.2
Ever taken psychotropic medications	Yes	33	28.7	196	39.9	83	35.9	304	30.7
	No	62	53.9	260	53.0	138	59.7	601	60.8
	<i>Data unavailable</i>	20	17.4	35	7.1	10	4.3	84	8.5
Use of psychotropic medications, last 90 days	Yes	26	22.6	165	33.6	69	29.9	227	23.0
	Antidepressants ^{1,2}	18	69.2	135	81.8	59	85.5	196	86.3
	Anxiolytics ^{1,2}	13	50.0	76	46.1	31	44.9	113	49.8
	Antimanics ^{1,2}	1	3.8	3	1.8	7	10.1	5	2.2
	Anticonvulsants ^{1,2}	2	7.7	4	2.4	6	8.7	9	4.0
	Antipsychotics ^{1,2}	3	11.5	15	9.1	5	7.2	26	11.5
	Sleep medications ^{1,2}	11	42.3	90	54.5	35	50.7	116	51.1
	No	69	60.0	291	59.3	152	65.8	675	68.3
<i>Data unavailable</i>	20	17.4	35	7.1	10	4.3	87	8.8	
Pain medication at time of the event	Yes	14	12.2	89	18.1	31	13.4	123	12.4
	Opioids, last 90 days ¹	6	42.9	23	25.8	4	12.9	28	22.8
	No	74	64.3	370	75.4	181	78.4	770	77.9
	<i>Data unavailable</i>	27	23.5	32	6.5	19	8.2	96	9.7
		Suicide		Suicide Attempt		Self-harm		Ideation	

Continued >>

Table E3. Behavioral health history, accession of medical and social services, and prescription medication usage for all 2013 Army DoDSERs (cont.)

		Count	%	Count	%	Count	%	Count	%
Polypharmacy at time of the event	Yes	12	10.4	74	15.1	19	8.2	78	7.9
	No	82	71.3	377	76.8	190	82.3	802	81.1
	<i>Data unavailable</i>	21	18.3	40	8.1	22	9.5	109	11.0
Accession of medical/ support services, last 90 days	Yes	68	59.1	364	74.1	158	68.4	750	75.8
	Military Treatment Facility ^{1,2}	63	92.6	251	69.0	105	66.5	587	78.3
	Substance Abuse Services ^{1,2}	8	11.8	83	22.8	33	20.9	104	13.9
	Family Advocacy Program ^{1,2}	5	7.4	23	6.3	9	5.7	38	5.1
	Outpatient behavioral health ^{1,2}	39	57.4	278	76.4	119	75.3	529	70.5
	Inpatient behavioral health ^{1,2}	9	13.2	78	21.4	37	23.4	108	14.4
	No	45	39.1	124	25.3	70	30.3	227	23.0
<i>Data unavailable</i>	2	1.7	3	0.6	3	1.3	12	1.2	

¹Percents for these variables are based on the number of positive responses to the superordinate category.

²SMs could be classified into multiple categories in the same set.

Referenced page 10

Table E4. Antecedent stressors related to family and relationship issues, administrative or legal issues, financial or workplace conflicts, and abuse victimization or perpetration for all 2013 Army DoDSERs

		Suicide		Suicide Attempt		Self-harm		Ideation	
		Count	%	Count	%	Count	%	Count	%
All		115	100.0	491	100.0	231	100.0	989	100.0
Failed relationship, last 90 days	Yes	48	41.7	193	39.3	71	30.7	271	27.4
	Failed intimate relationship ^{1,2}	43	89.6	182	94.3	63	88.7	243	89.7
	Failed non-intimate relationship ^{1,2}	13	27.1	48	24.9	22	31.0	86	31.7
	No	48	41.7	287	58.5	152	65.8	678	68.6
	<i>Data unavailable</i>	19	16.5	11	2.2	8	3.5	40	4.0
Loss or illness of a loved one, last 90 days	Yes	6	5.2	65	13.2	26	11.3	107	10.8
	Death of spouse or family member ^{1,2}	4	66.7	34	52.3	15	57.7	33	30.8
	Death of a friend ^{1,2}	1	16.7	19	29.2	6	23.1	25	23.4
	Family / Spouse illness ^{1,2}	1	16.7	26	40.0	10	38.5	60	56.1
	No	85	73.9	402	81.9	195	84.4	835	84.4
	<i>Data unavailable</i>	24	20.9	24	4.9	10	4.3	47	4.8
History of suicide of friend or family members	Yes	6	5.2	87	17.7	25	10.8	145	14.7
	Spouse suicide ^{1,2}	0	0.0	0	0.0	0	0.0	3	2.1
	Family suicide ^{1,2}	5	83.3	39	44.8	11	44.0	62	42.8
	Friend suicide ^{1,2}	1	16.7	55	63.2	17	68.0	101	69.7
	No	96	83.5	392	79.8	201	87.0	810	81.9
	<i>Data unavailable</i>	13	11.3	12	2.4	5	2.2	34	3.4
History of administrative/legal issues, last 90 days	Yes	39	33.9	151	30.8	72	31.2	297	30.0
	Courts martial proceedings ^{1,2}	5	12.8	12	7.9	3	4.2	21	7.1
	Article 15/ Non-judicial punishment ^{1,2}	15	38.5	61	40.4	29	40.3	127	42.8
	Administrative separation ^{1,2}	9	23.1	43	28.5	31	43.1	94	31.6
	AWOL ^{1,2}	1	2.6	13	8.6	4	5.6	28	9.4
	Medical evaluation board ^{1,2}	8	20.5	50	33.1	16	22.2	77	25.9
	Civil legal problems ^{1,2}	12	30.8	22	14.6	9	12.5	51	17.2
	Non-selection for promotion ^{1,2}	5	12.8	14	9.3	3	4.2	32	10.8
	Under investigation ^{1,2}	6	15.4	2	1.3	2	2.8	6	2.0
	No	69	60.0	332	67.6	154	66.7	671	67.8
	<i>Data unavailable</i>	7	6.1	8	1.6	5	2.2	21	2.1
		Suicide		Suicide Attempt		Self-harm		Ideation	

Continued >>

Table E4. Antecedent stressors related to family and relationship issues, administrative or legal issues, financial or workplace conflicts, and abuse victimization or perpetration for all 2013 Army DoDSERs (cont.)

		Count	%	Count	%	Count	%	Count	%
Any financial or workplace difficulties, last 90 days	Yes	25	21.7	198	40.3	80	34.6	345	34.9
	Excessive debt or bankruptcy ^{1,2}	2	8.0	38	19.2	10	12.5	64	18.6
	Job problems ^{1,2}	21	84.0	124	62.6	52	65.0	221	64.1
	Supervisor/coworker issues ^{1,2}	9	36.0	130	65.7	53	66.3	195	56.5
	Poor performance review ^{1,2}	9	36.0	60	30.3	34	42.5	107	31.0
	Unit/workplace hazing ^{1,2}	1	4.0	33	16.7	8	10.0	52	15.1
	No	70	60.9	271	55.2	139	60.2	601	60.8
	<i>Data unavailable</i>	20	17.4	22	4.5	12	5.2	43	4.3
Abuse victimization history	Yes	8	7.0	170	34.6	77	33.3	294	29.7
	Physical abuse ^{1,2}	7	87.5	102	60.0	50	64.9	168	57.1
	Sexual abuse ^{1,2}	0	0.0	80	47.1	47	61.0	145	49.3
	Emotional abuse ^{1,2}	8	100.0	127	74.7	52	67.5	192	65.3
	Sexual harassment ^{1,2}	0	0.0	25	14.7	17	22.1	45	15.3
	No	84	73.0	296	60.3	145	62.8	652	65.9
	<i>Data unavailable</i>	23	20.0	25	5.1	9	3.9	43	4.3
Abuse perpetration history	Yes	17	14.8	43	8.8	9	3.9	60	6.1
	Physical abuse ^{1,2}	8	47.1	21	48.8	7	77.8	38	63.3
	Sexual abuse ^{1,2}	9	52.9	8	18.6	2	22.2	17	28.3
	Emotional abuse ^{1,2}	2	11.8	26	60.5	2	22.2	14	23.3
	Sexual harassment ^{1,2}	3	17.6	4	9.3	0	0.0	11	18.3
	No	75	65.2	428	87.2	211	91.3	885	89.5
	<i>Data unavailable</i>	23	20.0	20	4.1	11	4.8	44	4.4

¹Percents for these variables are based on the number of positive responses to the superordinate category.

²SMS could be classified into multiple categories in the same set.

Referenced page 10

Table E5. Deployment and direct combat history for all 2013 Army DoDSERs

		Suicide		Suicide Attempt		Self-harm		Ideation	
		Count	%	Count	%	Count	%	Count	%
All		115	100.0	491	100.0	231	100.0	989	100.0
History of deployment ¹	Yes	84	73.0	293	59.7	101	43.7	476	48.1
	Number of deployments								
	One ³	46	54.8	140	47.8	53	52.5	220	46.2
	Two ³	21	25.0	103	35.2	30	29.7	137	28.8
	Three or more ³	17	20.2	50	17.1	18	17.8	119	25.0
	No	31	27.0	185	37.7	119	51.5	491	49.6
	<i>Data unavailable</i>	0	0.0	13	2.6	11	4.8	22	2.2
Ever deployed OIF/OEF/OND ¹	Yes	83	72.2	289	58.9	101	43.7	475	48.0
	Iraq ^{3,4}	41	49.4	153	52.9	55	54.5	272	57.3
	Afghanistan ^{3,4}	45	54.2	192	66.4	70	69.3	312	65.7
	Kuwait ^{3,4}	58	69.9	235	81.3	81	80.2	392	82.5
	No	31	27.0	188	38.3	101	43.7	492	49.7
	<i>Data unavailable</i>	1	0.9	14	2.9	11	4.8	22	2.2
Events in theater ¹	Yes	6	5.2	19	3.9	0	0.0	17	1.7
	Afghanistan ³	4	66.7	13	68.4	0	0.0	11	64.7
	Kuwait ³	1	16.7	1	5.3	0	0.0	2	11.8
	Other theater location ³	1	16.7	5	26.3	0	0.0	4	23.5
	No	109	94.8	459	93.5	220	95.2	950	96.1
	<i>Data unavailable</i>	0	0.0	13	2.6	11	4.8	22	2.2
History of direct combat ²	Yes	18	15.7	159	32.4	44	19.0	204	20.6
	Wounded others combat ^{3,4}	10	55.6	127	79.9	34	77.3	143	70.1
	Service member wounded in combat ^{3,4}	3	16.7	58	36.5	12	27.3	60	29.4
	Witnessed killing ^{3,4}	8	44.4	129	81.1	33	75.0	147	72.1
	Saw bodies of other soldiers ^{3,4}	7	38.9	126	79.2	29	65.9	140	68.6
	Killed others in combat ^{3,4}	3	16.7	82	51.6	24	54.5	90	44.1
	No	48	41.7	275	56.0	152	65.8	630	63.7
	<i>Data unavailable</i>	49	42.6	57	11.6	35	15.2	155	15.7

¹Deployment data provided by the DMDC for all event types.

²Data on combat exposure were reported in the DoDSER.

³Percents for these variables are based on the number of positive responses to the superordinate category.

⁴SMs could be classified into multiple categories in the same set.

Referenced page 10

THIS PAGE INTENTIONALLY LEFT BLANK



Appendix F

DoDSER MARINE CORPS TABLES

Table F1. Demographic characteristics¹ of all 2013 Marine Corps DoDSERs

		Suicide		Suicide Attempt	
		Count	%	Count	%
All		45	100.0	229	100.0
Sex	Male	42	93.3	176	76.9
	Female	3	6.7	53	23.1
Race	American Indian/Alaskan Native	0	0.0	5	2.2
	Asian/Pacific Islander	1	2.2	9	3.9
	Black/African American	3	6.7	26	11.4
	White/Caucasian	39	86.7	186	81.2
	Other/Unknown	2	4.4	3	1.3
Ethnicity	Hispanic	5	11.1	29	12.7
	Non-Hispanic	39	86.7	199	86.9
	<i>Data unavailable</i>	1	2.2	1	0.4
Age Range	17 - 24	26	57.8	173	75.5
	25 - 29	10	22.2	36	15.7
	30 - 34	5	11.1	10	4.4
	35 - 39	1	2.2	4	1.7
	40 - 44	2	4.4	2	0.9
	45 - 74	1	2.2	0	0.0
	<i>Data unavailable</i>	0	0.0	4	1.7
Rank	Cadet/Midshipmen	0	0.0	0	0.0
	E1-E4	27	60.0	186	81.2
	E5-E9	15	33.3	42	18.3
	Warrant Officer	0	0.0	0	0.0
	Commissioned Officer	3	6.7	1	0.4
	<i>Data unavailable</i>	0	0.0	0	0.0
Component	Active	45	100.0	226	98.7
	Reserve	0	0.0	3	1.3
Education	Some high school, did not graduate	0	0.0	1	0.4
	Alternative high school certification	2	4.4	5	2.2
	High school graduate	35	77.8	217	94.8
	Some college, no degree	2	4.4	3	1.3
	Four-year degree	3	6.7	2	0.9
	Masters degree or greater	3	6.7	0	0.0
	<i>Data unavailable</i>	0	0.0	1	0.4
		Suicide		Suicide Attempt	

Continued >>

Table F1. Demographic characteristics¹ of all 2013 Marine Corps DoDSERs (cont.)

		Count	%	Count	%
Marital Status	Never married	19	42.2	141	61.6
	Married	22	48.9	80	34.9
	Legally separated	0	0.0	1	0.4
	Divorced	4	8.9	6	2.6
	Widowed	0	0.0	0	0.0
	<i>Data unavailable</i>	0	0.0	1	0.4

¹Demographic variables provided by the DMDC and augmented by the DoDSER for cases with unknown values in the DMDC's data. See Appendix A for more information.

[Referenced page 11](#)

Table F2. Event location, event method, and event context for all 2013 Marine Corps DoDSERs

		Suicide		Suicide Attempt	
		Count	%	Count	%
All		45	100.0	229	100.0
Geographic location	United States	40	88.9	196	85.6
	Iraq	0	0.0	0	0.0
	Afghanistan	3	6.7	3	1.3
	Kuwait	0	0.0	0	0.0
	Korea	0	0.0	0	0.0
	Other Europe	0	0.0	0	0.0
	North America	0	0.0	2	0.9
	Japan	1	2.2	24	10.5
	Germany	0	0.0	0	0.0
	United Kingdom	0	0.0	0	0.0
	Shipboard	0	0.0	0	0.0
	Other	1	2.2	3	1.3
	<i>Data unavailable</i>	0	0.0	1	0.4
Event setting	Own residence	14	31.1	59	25.8
	Barracks	8	17.8	133	58.1
	Residence of friend or family	6	13.3	9	3.9
	Work/jobsite	4	8.9	6	2.6
	Automobile (away from residence)	4	8.9	8	3.5
	Inpatient medical facility	0	0.0	1	0.4
	Hotel	0	0.0	1	0.4
	Other	9	20.0	12	5.2
	<i>Data unavailable</i>	0	0.0	0	0.0
	Event method ^{1,2}	Drugs/alcohol	0	0.0	127
Hanging/asphyxiation		14	31.1	28	12.2
Poisoning		0	0.0	9	3.9
Firearm		30	66.7	12	5.2
Military issued firearm ^{3,4}		6	20.0	4	33.3
Not military issued firearm ^{3,4}		24	80.0	8	66.7
Firearm of unknown origin ^{3,4}		0	0.0	0	0.0
Falling/jumping		1	2.2	1	0.4
Sharp/blunt object ⁵		--	--	41	17.9
Other		0	0.0	11	4.8
<i>Data unavailable</i>		0	0.0	0	0.0
Alcohol used during event ¹	Yes	19	42.2	84	36.7
	No	23	51.1	112	48.9
	<i>Data unavailable</i>	3	6.7	33	14.4
		Suicide		Suicide Attempt	

Continued >>

Table F2. Event location, event method, and event context for all 2013 Marine Corps DoDSERs (cont.)

		Count	%	Count	%
Drugs used during event ¹	Yes	12	26.7	123	53.7
Illicit drugs ⁶	Used, cause of death/overdose ³	0	0.0	6	4.9
	Used, not cause of death/no overdose ³	2	16.7	4	3.3
Inhalants ^{6,7}	Used, cause of death/overdose ³	0	0.0	--	--
	Used, not cause of death/no overdose ³	0	0.0	--	--
Prescription drugs ⁶	Used, cause of death/overdose ³	0	0.0	78	63.4
	Used, not cause of death/no overdose ³	6	50.0	6	4.9
OTC drugs ⁶	Used, cause of death/overdose ³	0	0.0	46	37.4
	Used, not cause of death/no overdose ³	6	50.0	3	2.4
	No	30	66.7	91	39.7
	<i>Data unavailable</i>	3	6.7	15	6.6
Both alcohol and drugs used during event ¹	Yes	5	11.1	49	21.4
	No	37	82.2	142	62.0
	<i>Data unavailable</i>	3	6.7	38	16.6
Communicated intent	Yes	16	35.6	31	13.5
Mode ⁶	Written ³	1	6.3	1	3.2
	Verbal ³	8	50.0	17	54.8
	Electronic ³	9	56.3	13	41.9
	Other ³	2	12.5	0	0.0
Number of types of recipients	One ³	13	81.3	29	93.5
	Two ³	3	18.8	2	6.5
	Three ³	0	0.0	0	0.0
	Four or more ³	0	0.0	0	0.0
Recipients ⁶	Supervisor ³	1	6.3	4	12.9
	Chaplain ³	0	0.0	0	0.0
	Mental Health Staff ³	0	0.0	4	12.9
	Friend ³	9	56.3	11	35.5
	Spouse/significant other ³	6	37.5	10	32.3
	Family ³	0	0.0	2	6.5
	Social Media ³	1	6.3	1	3.2
	Colleague ³	0	0.0	0	0.0
	Other ³	2	12.5	1	3.2
	No	26	57.8	178	77.7
	<i>Data unavailable</i>	3	6.7	20	8.7
				Suicide	Suicide Attempt
		Count	%	Count	%

Continued >>

Table F2. Event location, event method, and event context for all 2013 Marine Corps DoDSERs (cont.)

Death risk gambling	Yes	0	0.0	2	0.9
	No	43	95.6	219	95.6
	<i>Data unavailable</i>	2	4.4	8	3.5
Event planned	Yes	14	31.1	64	27.9
	No	21	46.7	115	50.2
	<i>Data unavailable</i>	10	22.2	50	21.8
Event observable	Yes	6	13.3	115	50.2
	No	39	86.7	94	41.0
	<i>Data unavailable</i>	0	0.0	20	8.7
Left suicide note	Yes	7	15.6	16	7.0
	No	35	77.8	197	86.0
	<i>Data unavailable</i>	3	6.7	16	7.0
Residence	Shared military living environment	15	33.3	129	56.3
	Bachelor quarters	5	11.1	26	11.4
	On-base family housing	5	11.1	11	4.8
	Private residence	14	31.1	48	21.0
	Ship	1	2.2	0	0.0
	Other	4	8.9	8	3.5
	<i>Data unavailable</i>	1	2.2	7	3.1
Married Service member residence	Not married	23	51.1	154	67.2
	Married, resides with spouse	10	22.2	35	15.3
	Married, not living together, relationship issues	8	17.8	26	11.4
	Married, not living together, other reasons	4	8.9	8	3.5
	<i>Data unavailable</i>	0	0.0	6	2.6
Service member resided alone	Yes	12	26.7	50	21.8
	No	33	73.3	145	63.3
	<i>Data unavailable</i>	0	0.0	34	14.8
Had minor children	Yes, lived with SM	7	15.6	26	11.4
	Yes, did not live with SM	9	20.0	30	13.1
	No children	29	64.4	162	70.7
	<i>Data unavailable</i>	0	0.0	11	4.8
Firearm in immediate environment	Yes	28	62.2	19	8.3
	No	11	24.4	178	77.7
	<i>Data unavailable</i>	6	13.3	32	14.0
			Suicide	Suicide Attempt	
		Count	%	Count	%

Continued >>

Table F2. Event location, event method, and event context for all 2013 Marine Corps DoDSERs (cont.)

Duty status at time of event ⁶	Permanent duty station	22	48.9	151	65.9
	Leave	6	13.3	10	4.4
	TDY	2	4.4	3	1.3
	Deployed	3	6.7	8	3.5
	Training	3	6.7	31	13.5
	Psychiatric Hospitalization	0	0.0	1	0.4
	Medical Hold	4	8.9	11	4.8
	Other	10	22.2	13	5.7
	<i>Data unavailable</i>	5	11.1	13	5.7

¹Data on cause of death and toxicology provided by the AFMES for suicide decedents.

²Event method categories were aligned with the National Center for Health Statistics' standard for cause of death categories.

³Percents for these variables are based on the number of positive responses to the superordinate category.

⁴Data on the source of the firearm are from the DoDSER reports filed for the suicide decedents.

⁵This category is specific to nonfatal events since it is not a unique reporting category per the National Center for Health Statistics.

⁶SMs could be classified into multiple categories in the same set.

⁷Inhalants were reported as a separate category of drug use for suicides in the toxicology data but were not a separate reporting category in the DoDSER for any event type.

[Referenced page 12](#)

Table F3. Behavioral health history, accession of medical and social services, and prescription medication usage for all 2013 Marine Corps DoDSERs

		Suicide		Suicide Attempt	
		Count	%	Count	%
All		45	100.0	229	100.0
Behavioral health diagnosis	Yes	14	31.1	121	52.8
Number of diagnoses	One ¹	4	28.6	51	42.1
	Two ¹	8	57.1	56	46.3
	Three or more ¹	2	14.3	14	11.6
Specific diagnoses	Mood disorder ^{1,2}	11	78.6	74	61.2
	Bipolar ^{1,2}	0	0.0	3	4.1
	Major depression ^{1,2}	3	27.3	47	63.5
	Dysthymic ^{1,2}	2	18.2	9	12.2
	Other mood disorder ^{1,2}	4	36.4	18	24.3
	Unspecified mood disorder ^{1,2}	3	27.3	5	6.8
	Anxiety disorder ^{1,2}	7	50.0	55	45.5
	Posttraumatic stress ^{1,2}	2	28.6	34	61.8
	Panic ^{1,2}	0	0.0	0	0.0
	Generalized anxiety ^{1,2}	2	28.6	14	25.5
	Acute stress ^{1,2}	0	0.0	1	1.8
	Other anxiety disorder ^{1,2}	2	28.6	17	30.9
	Unspecified anxiety disorder ^{1,2}	2	28.6	0	0.0
	Personality disorder ^{1,2}	1	7.1	29	24.0
	Psychotic disorder ^{1,2}	1	7.1	2	1.7
	Adjustment disorder ^{1,2}	6	42.9	47	38.8
	No	30	66.7	98	42.8
	<i>Data unavailable</i>	1	2.2	10	4.4
Sleep disorder	Yes	5	11.1	18	7.9
	No	39	86.7	196	85.6
	<i>Data unavailable</i>	1	2.2	15	6.6
History of substance abuse	Yes	11	24.4	67	29.3
	No	33	73.3	131	57.2
	<i>Data unavailable</i>	1	2.2	31	13.5
Traumatic brain injury	Yes	3	6.7	13	5.7
	No	41	91.1	201	87.8
	<i>Data unavailable</i>	1	2.2	15	6.6
Family history of behavioral health conditions	Yes	5	11.1	61	26.6
	No	20	44.4	126	55.0
	<i>Data unavailable</i>	20	44.4	42	18.3
		Suicide		Suicide Attempt	

Continued >>

Table F3. Behavioral health history, accession of medical and social services, and prescription medication usage for all 2013 Marine Corps DoDSERs (cont.)

		Count	%	Count	%
History of prior self-injury	Yes	7	15.6	74	32.3
	One prior event ¹	6	85.7	35	47.3
	More than one prior event ¹	1	14.3	39	52.7
	Unknown number of events ¹	0	0.0	0	0.0
	Current event similar to prior self injury ¹	2	28.6	45	60.8
	No	36	80.0	136	59.4
	<i>Data unavailable</i>	2	4.4	19	8.3
Ever taken psychotropic medications	Yes	10	22.2	91	39.7
	No	29	64.4	125	54.6
	<i>Data unavailable</i>	6	13.3	13	5.7
Use of psychotropic medications, last 90 days	Yes	7	15.6	79	34.5
	Antidepressants ^{1,2}	6	85.7	68	86.1
	Anxiolytics ^{1,2}	5	71.4	20	25.3
	Antimanics ^{1,2}	0	0.0	3	3.8
	Anticonvulsants ^{1,2}	0	0.0	3	3.8
	Antipsychotics ^{1,2}	1	14.3	15	19.0
	Sleep medications ^{1,2}	5	71.4	36	45.6
	No	32	71.1	137	59.8
<i>Data unavailable</i>	6	13.3	13	5.7	
Pain medication at time of the event	Yes	5	11.1	26	11.4
	Opioids, last 90 days ¹	2	40.0	10	38.5
	No	37	82.2	177	77.3
	<i>Data unavailable</i>	3	6.7	26	11.4
Polypharmacy at time of the event	Yes	5	11.1	22	9.6
	No	34	75.6	184	80.3
	<i>Data unavailable</i>	6	13.3	23	10.0
		Suicide		Suicide Attempt	

Continued >>

Table F3. Behavioral health history, accession of medical and social services, and prescription medication usage for all 2013 Marine Corps DoDSERs (cont.)

		Count	%	Count	%
Accession of medical/support services, last 90 days	Yes	24	53.3	139	60.7
	Military Treatment Facility ^{1,2}	20	83.3	93	66.9
	Substance Abuse Services ^{1,2}	6	25.0	19	13.7
	Family Advocacy Program ^{1,2}	4	16.7	6	4.3
	Outpatient behavioral health ^{1,2}	11	45.8	110	79.1
	Inpatient behavioral health ^{1,2}	0	0.0	28	20.1
	No	21	46.7	83	36.2
	<i>Data unavailable</i>	0	0.0	7	3.1

¹Percents for these variables are based on the number of positive responses to the superordinate category.

²SMs could be classified into multiple categories in the same set.

Referenced page 12

Table F4. Antecedent stressors related to family and relationship issues, administrative or legal issues, financial or workplace conflicts, and abuse victimization or perpetration for all 2013 Marine Corps DoDSERs

		Suicide		Suicide Attempt	
		Count	%	Count	%
All		45	100.0	229	100.0
Failed relationship, last 90 days	Yes	23	51.1	87	38.0
	Failed intimate relationship ^{1,2}	17	73.9	80	92.0
	Failed non-intimate relationship ^{1,2}	9	39.1	17	19.5
	No	22	48.9	123	53.7
	<i>Data unavailable</i>	0	0.0	19	8.3
Loss or illness of a loved one, last 90 days	Yes	3	6.7	11	4.8
	Death of spouse or family member ^{1,2}	2	66.7	3	27.3
	Death of friend ^{1,2}	0	0.0	4	36.4
	Family/spouse illness ^{1,2}	1	33.3	5	45.5
	No	40	88.9	201	87.8
	<i>Data unavailable</i>	2	4.4	17	7.4
History of suicide of friend or family members	Yes	8	17.8	29	12.7
	Spouse suicide ^{1,2}	0	0.0	0	0.0
	Family suicide ^{1,2}	7	87.5	17	58.6
	Friend suicide ^{1,2}	2	25.0	13	44.8
	No	36	80.0	190	83.0
	<i>Data unavailable</i>	1	2.2	10	4.4
History of administrative/legal issues, last 90 days	Yes	11	24.4	73	31.9
	Courts martial proceedings ^{1,2}	1	9.1	4	5.5
	Article 15/Non-judicial punishment ^{1,2}	5	45.5	37	50.7
	Administrative separation ^{1,2}	0	0.0	27	37.0
	AWOL ^{1,2}	1	9.1	10	13.7
	Medical evaluation board ^{1,2}	3	27.3	11	15.1
	Civil legal problems ^{1,2}	4	36.4	9	12.3
	Non-selection for promotion ^{1,2}	1	9.1	7	9.6
	Under investigation ^{1,2}	0	0.0	3	4.1
	No	34	75.6	149	65.1
	<i>Data unavailable</i>	0	0.0	7	3.1
Any financial or workplace difficulties, last 90 days	Yes	10	22.2	79	34.5
	Excessive debt or bankruptcy ^{1,2}	4	40.0	12	15.2
	Job problems ^{1,2}	3	30.0	57	72.2
	Supervisor/coworker issues ^{1,2}	2	20.0	42	53.2
	Poor performance review ^{1,2}	3	30.0	24	30.4
	Unit/workplace hazing ^{1,2}	0	0.0	6	7.6
	No	35	77.8	126	55.0
	<i>Data unavailable</i>	0	0.0	24	10.5
		Suicide		Suicide Attempt	

Continued >>

Table F4. Antecedent stressors related to family and relationship issues, administrative or legal issues, financial or workplace conflicts, and abuse victimization or perpetration for all 2013 Marine Corps DoDSERs (cont.)

		Count	%	Count	%
Abuse victimization history	Yes	5	11.1	69	30.1
	Physical abuse ^{1,2}	4	80.0	47	68.1
	Sexual abuse ^{1,2}	2	40.0	36	52.2
	Emotional abuse ^{1,2}	1	20.0	32	46.4
	Sexual harassment ^{1,2}	0	0.0	5	7.2
	No	35	77.8	137	59.8
	<i>Data unavailable</i>	5	11.1	23	10.0
Abuse perpetration history	Yes	5	11.1	15	6.6
	Physical abuse ^{1,2}	2	40.0	9	60.0
	Sexual abuse ^{1,2}	3	60.0	2	13.3
	Emotional abuse ^{1,2}	1	20.0	7	46.7
	Sexual harassment ^{1,2}	1	20.0	0	0.0
	No	39	86.7	189	82.5
	<i>Data unavailable</i>	1	2.2	25	10.9

¹Percents for these variables are based on the number of positive responses to the superordinate category.

²SMs could be classified into multiple categories in the same set.

Referenced page 12

Table F5. Deployment and direct combat history for all 2013 Marine Corps DoDSERs

		Suicide		Suicide Attempt	
		Count	%	Count	%
All		45	100.0	229	100.0
History of deployment ¹					
Yes		32	71.1	73	31.9
Number of deployments					
One ³		18	56.3	37	50.7
Two ³		9	28.1	22	30.1
Three or more ³		5	15.6	14	19.2
No		13	28.9	150	65.5
<i>Data unavailable</i>		0	0.0	6	2.6
Ever deployed OIF/OEF/OND ¹					
Yes		32	71.1	73	31.9
Iraq ^{3,4}		13	40.6	29	39.7
Afghanistan ^{3,4}		28	87.5	62	84.9
Kuwait ^{3,4}		11	34.4	32	43.8
No		13	28.9	150	65.5
<i>Data unavailable</i>		0	0.0	6	2.6
Events in theater ¹					
Afghanistan		3	6.7	8	3.5
Kuwait		0	0.0	0	0.0
Other theater location		0	0.0	0	0.0
History of direct combat ²					
Yes		15	33.3	24	10.5
Wounded others combat ^{3,4}		6	40.0	15	62.5
Service member wounded in combat ^{3,4}		0	0.0	4	16.7
Witnessed killing ^{3,4}		2	13.3	16	66.7
Saw bodies of other soldiers ^{3,4}		1	6.7	13	54.2
Killed others in combat ^{3,4}		2	13.3	8	33.3
No		25	55.6	171	74.7
<i>Data unavailable</i>		5	11.1	34	14.8

¹Deployment data provided by the DMDC for all event types.

²Data on combat exposure were reported in the DoDSER.

³Percents for these variables are based on the number of positive responses to the superordinate category.

⁴SMs could be classified into multiple categories in the same set.

Referenced page 12

THIS PAGE INTENTIONALLY LEFT BLANK



Appendix G

NAVY DoD SER TABLES

Table G1. Demographic characteristics¹ of all 2013 Navy DoDSERs

		Suicide		Suicide Attempt	
		Count	%	Count	%
All		42	100.0	101	100.0
Sex	Male	38	90.5	77	76.2
	Female	4	9.5	24	23.8
Race	American Indian/Alaskan Native	2	4.8	4	4.0
	Asian/Pacific Islander	2	4.8	6	5.9
	Black/African American	5	11.9	13	12.9
	White/Caucasian	29	69.0	63	62.4
	Other/Unknown	4	9.5	15	14.9
Ethnicity	Hispanic	4	9.5	25	24.8
	Non-Hispanic	38	90.5	76	75.2
	<i>Data unavailable</i>	0	0.0	0	0.0
Age Range	17 - 24	15	35.7	56	55.4
	25 - 29	9	21.4	22	21.8
	30 - 34	6	14.3	11	10.9
	35 - 39	7	16.7	5	5.0
	40 - 44	3	7.1	5	5.0
	45 - 74	2	4.8	2	2.0
	<i>Data unavailable</i>	0	0.0	0	0.0
Rank	Cadet/Midshipmen	0	0.0	0	0.0
	E1-E4	9	21.4	64	63.4
	E5-E9	28	66.7	34	33.7
	Warrant Officer	0	0.0	0	0.0
	Commissioned Officer	5	11.9	3	3.0
	<i>Data unavailable</i>	0	0.0	0	0.0
Component	Active	41	97.6	95	94.1
	Reserve	1	2.4	6	5.9
Education	Some high school, did not graduate	0	0.0	2	2.0
	Alternative high school certification	1	2.4	2	2.0
	High school graduate	28	66.7	80	79.2
	Some college, no degree	7	16.7	8	7.9
	Four-year degree	4	9.5	5	5.0
	Masters degree or greater	2	4.8	1	1.0
	<i>Data unavailable</i>	0	0.0	3	3.0
		Suicide		Suicide Attempt	

Continued >>

Table G1. Demographic characteristics¹ of all 2013 Navy DoDSERs (cont.)

		Count	%	Count	%
Marital Status	Never married	21	50.0	61	60.4
	Married	20	47.6	37	36.6
	Legally separated	0	0.0	0	0.0
	Divorced	1	2.4	1	1.0
	Widowed	0	0.0	0	0.0
	<i>Data unavailable</i>	<i>0</i>	<i>0.0</i>	<i>2</i>	<i>2.0</i>

¹Demographic variables provided by the DMDC and augmented by the DoDSER for cases with unknown values in the DMDC's data. See Appendix A for more information.

[Referenced page 13](#)

Table G2. Event location, event method, and event context for all 2013 Navy DoDSERs

		Suicide		Suicide Attempt	
		Count	%	Count	%
All		42	100.0	101	100.0
Geographic location	United States	38	90.5	95	94.1
	Iraq	0	0.0	0	0.0
	Afghanistan	0	0.0	0	0.0
	Kuwait	0	0.0	1	1.0
	Korea	0	0.0	0	0.0
	Other Europe	2	4.8	1	1.0
	North America	0	0.0	0	0.0
	Japan	1	2.4	1	1.0
	Germany	0	0.0	1	1.0
	United Kingdom	0	0.0	0	0.0
	Shipboard	0	0.0	0	0.0
	Other	1	2.4	1	1.0
	<i>Data unavailable</i>	0	0.0	1	1.0
Event setting	Own residence	21	50.0	39	38.6
	Barracks	5	11.9	37	36.6
	Residence of friend or family	1	2.4	5	5.0
	Work/jobsite	5	11.9	12	11.9
	Automobile (away from residence)	1	2.4	3	3.0
	Inpatient medical facility	0	0.0	1	1.0
	Hotel	1	2.4	0	0.0
	Other	8	19.0	3	3.0
	<i>Data unavailable</i>	0	0.0	1	1.0
	Event method ^{1,2}	Drugs/alcohol	1	2.4	47
Hanging/asphyxiation		15	35.7	14	13.9
Poisoning		0	0.0	3	3.0
Firearm		21	50.0	4	4.0
Military issued firearm ^{3,4}		4	19.0	0	0.0
Not military issued firearm ^{3,4}		17	81.0	4	100.0
Firearm of unknown origin ^{3,4}		0	0.0	0	0.0
Falling/jumping		3	7.1	1	1.0
Sharp/blunt object ⁵		--	--	20	19.8
Other		2	4.8	9	8.9
<i>Data unavailable</i>	0	0.0	3	3.0	
Alcohol used during event ¹	Yes	13	31.0	29	28.7
	No	28	66.7	59	58.4
	<i>Data unavailable</i>	1	2.4	13	12.9
		Suicide		Suicide Attempt	

Continued >>

Table G2. Event location, event method, and event context for all 2013 Navy DoDSERs (cont.)

		Count	%	Count	%
Drugs used during event ¹	Yes	8	19.0	49	48.5
Illicit drugs ⁶	Used, cause of death/overdose ³	0	0.0	1	2.0
	Used, not cause of death/no overdose ³	0	0.0	2	4.1
Inhalants ^{6,7}	Used, cause of death/overdose ³	0	0.0	--	--
	Used, not cause of death/no overdose ³	0	0.0	--	--
Prescription drugs ⁶	Used, cause of death/overdose ³	1	12.5	25	51.0
	Used, not cause of death/no overdose ³	4	50.0	6	12.2
OTC drugs ⁶	Used, cause of death/overdose ³	1	12.5	19	38.8
	Used, not cause of death/no overdose ³	4	50.0	3	6.1
	No	33	78.6	43	42.6
	<i>Data unavailable</i>	1	2.4	9	8.9
Both alcohol and drugs used during event ¹	Yes	2	4.8	15	14.9
	No	39	92.9	71	70.3
	<i>Data unavailable</i>	1	2.4	15	14.9
Communicated intent	Yes	16	38.1	14	13.9
Mode ⁶	Written ³	1	6.3	1	7.1
	Verbal ³	12	75.0	11	78.6
	Electronic ³	6	37.5	2	14.3
	Other ³	0	0.0	1	7.1
Number of types of recipients	One ³	12	75.0	11	78.6
	Two ³	4	25.0	2	14.3
	Three or more ³	0	0.0	0	0.0
	Unknown number	0	0.0	1	7.1
Recipients ⁶	Supervisor ³	0	0.0	2	14.3
	Chaplain ³	0	0.0	1	7.1
	Mental Health Staff ³	3	18.8	5	35.7
	Friend ³	5	31.3	5	35.7
	Spouse/significant other ³	7	43.8	4	28.6
	Family ³	4	25.0	0	0.0
	Social Media ³	0	0.0	0	0.0
	Colleague ³	0	0.0	0	0.0
	Other ³	1	6.3	2	14.3
	No	26	61.9	72	71.3
	<i>Data unavailable</i>	0	0.0	15	14.9
				Suicide	Suicide Attempt
				Count	%
				Count	%

Continued >>

Table G2. Event location, event method, and event context for all 2013 Navy DoDSERs (cont.)

Death risk gambling	Yes	0	0.0	0	0.0
	No	38	90.5	96	95.0
	<i>Data unavailable</i>	4	9.5	5	5.0
Event planned	Yes	20	47.6	26	25.7
	No	13	31.0	59	58.4
	<i>Data unavailable</i>	9	21.4	16	15.8
Event observable	Yes	11	26.2	36	35.6
	No	29	69.0	59	58.4
	<i>Data unavailable</i>	2	4.8	6	5.9
Left suicide note	Yes	15	35.7	11	10.9
	No	27	64.3	83	82.2
	<i>Data unavailable</i>	0	0.0	7	6.9
Residence	Shared military living environment	6	14.3	32	31.7
	Bachelor quarters	6	14.3	8	7.9
	On-base family housing	4	9.5	7	6.9
	Private residence	22	52.4	40	39.6
	Ship	1	2.4	3	3.0
	Other	3	7.1	3	3.0
	<i>Data unavailable</i>	0	0.0	8	7.9
Married service member residence	Not married	22	52.4	68	67.3
	Married, resides with spouse	12	28.6	15	14.9
	Married, not living together, relationship issues	4	9.5	6	5.9
	Married, not living together, other reasons	4	9.5	9	8.9
	<i>Data unavailable</i>	0	0.0	3	3.0
Service member resided alone	Yes	14	33.3	34	33.7
	No	28	66.7	51	50.5
	<i>Data unavailable</i>	0	0.0	16	15.8
			Suicide		Suicide Attempt
		Count	%	Count	%

Continued >>

Table G2. Event location, event method, and event context for all 2013 Navy DoDSERs (cont.)

Had minor children	Yes, lived with SM	9	21.4	14	13.9
	Yes, did not live with SM	9	21.4	9	8.9
	No children	24	57.1	69	68.3
	<i>Data unavailable</i>	0	0.0	9	8.9
Firearm in immediate environment	Yes	22	52.4	10	9.9
	No	17	40.5	73	72.3
	<i>Data unavailable</i>	3	7.1	18	17.8
Duty status at time of event ⁶	Permanent duty station	26	61.9	40	39.6
	Leave	4	9.5	5	5.0
	TDY	1	2.4	1	1.0
	Deployed	4	9.5	5	5.0
	Training	5	11.9	15	14.9
	Psychiatric Hospitalization	1	2.4	2	2.0
	Medical Hold	1	2.4	12	11.9
	Other	7	16.7	15	14.9
	<i>Data unavailable</i>	3	7.1	14	13.9

¹Data on cause of death and toxicology provided by the AFMES for suicide decedents.

²Event method categories were aligned with the National Center for Health Statistics' standard for cause of death categories.

³Percents for these variables are based on the number of positive responses to the superordinate category.

⁴Data on the source of the firearm are from the DoDSER reports filed for the suicide decedents.

⁵This category is specific to nonfatal events since it is not a unique reporting category per the National Center for Health Statistics.

⁶SMs could be classified into multiple categories in the same set.

⁷Inhalants were reported as a separate category of drug use for suicides in the toxicology data but were not a separate reporting category in the DoDSER for any event type.

Referenced page 13

Table G3. Behavioral health history, accession of medical and social services, and prescription medication usage for all 2013 Navy DoDSERs

		Suicide		Suicide Attempt	
		Count	%	Count	%
All		42	100.0	101	100.0
Behavioral health diagnosis	Yes	14	33.3	49	48.5
Number of diagnoses	One ¹	6	42.9	29	59.2
	Two ¹	5	35.7	15	30.6
	Three or more ¹	3	21.4	5	10.2
Specific diagnoses	Mood disorder ^{1,2}	10	71.4	31	63.3
	Bipolar ^{1,2}	1	10.0	1	3.2
	Major depression ^{1,2}	7	70.0	21	67.7
	Dysthymic ^{1,2}	0	0.0	4	12.9
	Other mood disorder ^{1,2}	5	50.0	6	19.4
	Unspecified mood disorder ^{1,2}	1	10.0	2	6.5
	Anxiety disorder ^{1,2}	4	28.6	15	30.6
	Posttraumatic stress ^{1,2}	3	75.0	8	53.3
	Panic ^{1,2}	0	0.0	0	0.0
	Generalized anxiety ^{1,2}	2	50.0	5	33.3
	Acute stress ^{1,2}	0	0.0	0	0.0
	Other anxiety disorder ^{1,2}	2	50.0	4	26.7
	Unspecified anxiety disorder ^{1,2}	0	0.0	0	0.0
	Personality disorder ^{1,2}	1	7.1	7	14.3
	Psychotic disorder ^{1,2}	1	7.1	1	2.0
	Adjustment disorder ^{1,2}	10	71.4	21	42.9
	No	26	61.9	43	42.6
	<i>Data unavailable</i>	2	4.8	9	8.9
Sleep disorder	Yes	3	7.1	8	7.9
	No	36	85.7	78	77.2
	<i>Data unavailable</i>	3	7.1	15	14.9
History of substance abuse	Yes	3	7.1	24	23.8
	No	38	90.5	63	62.4
	<i>Data unavailable</i>	1	2.4	14	13.9
Traumatic Brain Injury	Yes	0	0.0	3	3.0
	No	41	97.6	87	86.1
	<i>Data unavailable</i>	1	2.4	11	10.9
Family history of behavioral health conditions	Yes	4	9.5	30	29.7
	No	24	57.1	45	44.6
	<i>Data unavailable</i>	14	33.3	26	25.7
		Suicide		Suicide Attempt	

Continued >>

Table G3. Behavioral health history, accession of medical and social services, and prescription medication usage for all 2013 Navy DoDSERs (cont.)

		Count	%	Count	%
History of prior self-injury	Yes	4	9.5	27	26.7
	One prior event ¹	2	50.0	13	48.1
	More than one prior event ¹	2	50.0	14	51.9
	Unknown number of events ¹	0	0.0	0	0.0
	Current event similar to prior self injury ¹	0	0.0	20	74.1
	No	37	88.1	59	58.4
	<i>Data unavailable</i>	1	2.4	15	14.9
Ever taken psychotropic medications	Yes	8	19.0	32	31.7
	No	32	76.2	58	57.4
	<i>Data unavailable</i>	2	4.8	11	10.9
Use of psychotropic medications, last 90 days	Yes	5	11.9	24	23.8
	Antidepressants ^{1,2}	3	60.0	22	91.7
	Anxiolytics ^{1,2}	1	20.0	10	41.7
	Antimaniacs ^{1,2}	1	20.0	1	4.2
	Anticonvulsants ^{1,2}	1	20.0	3	12.5
	Antipsychotics ^{1,2}	1	20.0	2	8.3
	Sleep medications ^{1,2}	4	80.0	10	41.7
	No	35	83.3	66	65.3
	<i>Data unavailable</i>	2	4.8	11	10.9
Pain medication at time of the event	Yes	2	4.8	9	8.9
	Opioids, last 90 days ¹	1	50.0	4	44.4
	No	33	78.6	77	76.2
	<i>Data unavailable</i>	7	16.7	15	14.9
Polypharmacy at time of the event	Yes	2	4.8	8	7.9
	No	32	76.2	74	73.3
	<i>Data unavailable</i>	8	19.0	19	18.8
		Suicide		Suicide Attempt	
		Count	%	Count	%

Continued >>

Table G3. Behavioral health history, accession of medical and social services, and prescription medication usage for all 2013 Navy DoDSERs (cont.)

Accession of medical/support services, last 90 days	Yes	16	38.1	47	46.5
	Military Treatment Facility ^{1,2}	15	93.8	37	78.7
	Substance Abuse Services ^{1,2}	0	0.0	6	12.8
	Family Advocacy Program ^{1,2}	0	0.0	2	4.3
	Outpatient behavioral health ^{1,2}	10	62.5	30	63.8
	Inpatient behavioral health ^{1,2}	4	25.0	9	19.1
	No	26	61.9	45	44.6
	<i>Data unavailable</i>	0	0.0	9	8.9

¹Percents for these variables are based on the number of positive responses to the superordinate category.

²SMs could be classified into multiple categories in the same set.

Referenced page 14

Table G4. Antecedent stressors related to family and relationship issues, administrative or legal issues, financial or workplace conflicts, and abuse victimization or perpetration for all 2013 Navy DoDSERs

		Suicide		Suicide Attempt	
		Count	%	Count	%
All		42	100.0	101	100.0
Failed relationship, last 90 days	Yes	16	38.1	39	38.6
	Failed intimate relationship ^{1,2}	14	87.5	33	84.6
	Failed non-intimate relationship ^{1,2}	5	31.3	13	33.3
	No	25	59.5	47	46.5
	<i>Data unavailable</i>	1	2.4	15	14.9
Loss or illness of a loved one, last 90 days	Yes	3	7.1	5	5.0
	Death of spouse or family member ^{1,2}	0	0.0	2	40.0
	Death of friend ^{1,2}	2	66.7	1	20.0
	Family/spouse illness ^{1,2}	1	33.3	3	60.0
	No	36	85.7	78	77.2
	<i>Data unavailable</i>	3	7.1	18	17.8
History of suicide of friend or family members, any time	Yes	9	21.4	11	10.9
	Spouse suicide ^{1,2}	0	0.0	0	0.0
	Family suicide ^{1,2}	5	55.6	5	45.5
	Friend suicide ^{1,2}	4	44.4	6	54.5
	No	33	78.6	78	77.2
<i>Data unavailable</i>	0	0.0	12	11.9	
History of administrative/legal issues, last 90 days	Yes	12	28.6	26	25.7
	Courts martial proceedings ^{1,2}	2	16.7	1	3.8
	Article 15/Non-judicial punishment ^{1,2}	1	8.3	11	42.3
	Administrative separation ^{1,2}	2	16.7	2	7.7
	AWOL ^{1,2}	2	16.7	2	7.7
	Medical evaluation board ^{1,2}	3	25.0	5	19.2
	Civil legal problems ^{1,2}	2	16.7	6	23.1
	Non-selection for promotion ^{1,2}	4	33.3	3	11.5
	Under investigation ^{1,2}	1	8.3	1	3.8
	No	30	71.4	66	65.3
<i>Data unavailable</i>	0	0.0	9	8.9	
		Suicide		Suicide Attempt	

Continued >>

Table G4. Antecedent stressors related to family and relationship issues, administrative or legal issues, financial or workplace conflicts, and abuse victimization or perpetration for all 2013 Navy DoDSERs (cont.)

		Count	%	Count	%
Any financial or workplace difficulties, last 90 days	Yes	9	21.4	32	31.7
	Excessive debt or bankruptcy ^{1,2}	1	11.1	2	6.3
	Job problems ^{1,2}	7	77.8	24	75.0
	Supervisor/coworker issues ^{1,2}	4	44.4	18	56.3
	Poor performance review ^{1,2}	2	22.2	13	40.6
	Unit/workplace hazing ^{1,2}	0	0.0	1	3.1
	No	33	78.6	55	54.5
	<i>Data unavailable</i>	0	0.0	14	13.9
Abuse victimization history, any time	Yes	3	7.1	28	27.7
	Physical abuse ^{1,2}	2	66.7	19	67.9
	Sexual abuse ^{1,2}	1	33.3	17	60.7
	Emotional abuse ^{1,2}	1	33.3	21	75.0
	Sexual harassment ^{1,2}	0	0.0	2	7.1
	No	35	83.3	55	54.5
	<i>Data unavailable</i>	4	9.5	18	17.8
	Abuse perpetration history, any time	Yes	5	11.9	4
Physical abuse ^{1,2}		4	80.0	2	50.0
Sexual abuse ^{1,2}		3	60.0	0	0.0
Emotional abuse ^{1,2}		2	40.0	1	25.0
Sexual harassment ^{1,2}		0	0.0	1	25.0
No		34	81.0	79	78.2
<i>Data unavailable</i>		3	7.1	18	17.8

¹Percents for these variables are based on the number of positive responses to the superordinate category.

²SMs could be classified into multiple categories in the same set.

Referenced page 14

Table G5. Deployment and direct combat history for all 2013 Navy DoDSERs

		Suicide		Suicide Attempt		
		Count	%	Count	%	
All		42	100.0	101	100.0	
History of deployment ¹		Yes	25	59.5	39	38.6
Number of deployments		One ³	6	24.0	21	53.8
		Two ³	8	32.0	15	38.5
		Three or more ³	11	44.0	3	7.7
		No	16	38.1	59	58.4
		<i>Data unavailable</i>	1	2.4	3	3.0
Ever deployed OIF/OEF/OND ¹		Yes	24	57.1	36	35.6
		Iraq ^{3,4}	4	16.7	10	27.8
		Afghanistan ^{3,4}	8	33.3	9	25.0
		Kuwait ^{3,4}	8	33.3	10	27.8
		No	17	40.5	61	60.4
		<i>Data unavailable</i>	1	2.4	4	4.0
Events in theater ¹		Afghanistan	0	0.0	0	0.0
		Kuwait	0	0.0	1	1.0
		Other theater location	4	9.5	4	4.0
History of direct combat ²		Yes	1	2.4	3	3.0
		Wounded others combat ^{3,4}	1	100.0	2	66.7
		Service member wounded in combat ^{3,4}	0	0.0	1	33.3
		Witnessed killing ^{3,4}	1	100.0	3	100.0
		Saw bodies of other soldiers ^{3,4}	1	100.0	3	100.0
		Killed others in combat ^{3,4}	1	100.0	2	66.7
		No	34	81.0	78	77.2
		<i>Data unavailable</i>	7	16.7	20	19.8

¹Deployment data provided by the DMDC for all event types.

²Data on combat exposure were reported in the DoDSER.

³Percents for these variables are based on the number of positive responses to the superordinate category.

⁴SMS could be classified into multiple categories in the same set.

Referenced page 14

THIS PAGE INTENTIONALLY LEFT BLANK

Appendix H

GLOSSARY

Active Component	Per the Office of the Deputy Chief Management Officer, the Active component is, “the portion of the armed forces as identified in annual authorization acts as ‘active forces,’ and in section 115 of Title 10 USC as those Active Duty personnel paid from funds appropriated for Active Duty personnel.”
Article 15	A provision under the Uniform Code of Military Justice which gives commanding officers ability to impose nonjudicial punishment upon soldiers who commit minor offenses within their units.
death-risk gambling	Any game of chance with death or serious injury as a potential outcome. Examples include “Russian roulette.”
deployment	Per the Office of the Chairman, the Joint Chiefs of Staff, a deployment is defined as “a troop movement resulting from a Joint Chiefs of Staff (JCS)/combatant command deployment order for 30 continuous days or greater to a land-based location outside the United States. This deployment location does not have permanent U.S. military medical treatment facilities (i.e., funded by the Defense Health Program) and may or may not be directly supported by deployed medical forces.” SMs who deployed and had at one location identified as part of Operation Enduring Freedom (OEF), Operation Iraqi Freedom (OIF), or Operation New Dawn (OND) were considered to have been OEF/OIF/OND deployed. Per the RAND report, “Army Deployments to OIF and OEF,” 2010, the identified locations included: Afghanistan, Bahrain, Djibouti, Iraq, Kuwait, Kyrgyzstan, Oman, Qatar, Saudi Arabia, and Uzbekistan. Additionally, the sea boundaries of the Red Sea, the Gulf of Aden, the Gulf of Oman, and the Arabian Sea, north of the 10°N latitude and west of the 68°E longitude and the air space over all countries and sea boundaries listed above.
duty status	SMs are considered to be in a duty status if they are members of the Active Component and are not identified as being AWOL or in a deserter status. Per the Office of the Assistant Secretary of Defense for Reserve Affairs, SMs of the Selected Reserve are in a duty status if they are identified as currently engaged in Drill or Training, or being in the Simultaneous Membership Program, Active Guard/Reserve, or Full-Time Support.

medical evaluation board	Informal proceeding evaluating the medical history of a SM to determine how the injury/disease will respond to treatment protocols. This is used to determine if the medical condition and/or physical defect will render the SM unfit for duty.
planned and/or premeditated	Evidence the event was planned and/or premeditated includes verbal discussion of plan, written notes, email/chat-room discussion, or other evidence of plan such as preparatory behaviors (e.g., giving possessions away, purchase of materials to facilitate suicide, etc.).
polypharmacy	Being prescribed any four or more medications taken concurrently with any one of them being a psychotropic or central nervous system depressant.
psychotropic medications	A type of medication that directly affects the mental, emotional and behavioral states when consumed by an individual. Such medications are used to treat disorders such as depression or bipolar.
Selected Reserve	Per the Office of the Assistant Secretary of Defense for Reserve Affairs, the Selected Reserve “consists of those units and individuals within the Ready Reserve designated by their respective Services and approved by the Chairman, Joint Chiefs of Staff, as so essential to initial wartime missions that they have priority over all other Reserves. All selected Reservists are in an active status...This category includes all Guard and Reserve personnel who have Selected Reserve agreements, whether trained or not.
self-harm (without intent to die)	A self-inflicted, potentially injurious behavior for which there is evidence (either implicit or explicit) that the person did not intend to kill himself/herself (i.e., had no intent to die).
suicidal ideation	Any self-reported thoughts of engaging in suicide-related behaviors.
suicide	Self-inflicted death with evidence (either explicit or implicit) of intent to die.
suicide attempt	A self-inflicted potentially injurious behavior with a non-fatal outcome for which there is evidence (either explicit or implicit) of intent to die.

traumatic brain injury

A traumatically induced structural injury and/or physiological disruption of brain function as a result of an external force that is indicated by new onset or worsening of at least one of the following clinical signs, immediately following the event:

- a) Any period of loss of or a decreased level of consciousness;
- b) Any loss of memory for events immediately before or after the injury;
- c) Any alteration in mental state at the time of the injury (confusion, disorientation, slowed thinking, etc.) Neurological deficits (weakness, loss of balance, change in vision, praxis, paresis/plegia, sensory loss, aphasia, etc.) that may or may not be transient Intracranial lesion.
used to treat disorders such as depression or bipolar.

Appendix I

ACRONYMS

AFMES	Armed Forces Medical Examiner System
AWOL	Absent without official leave
CI	Confidence interval
CY	Calendar year
DMDC	Defense Manpower Data Center
DoD	Department of Defense
DoDSER	Department of Defense Suicide Event Report
MTF	Medical treatment facility
OEF	Operation Enduring Freedom
OIF	Operation Iraqi Freedom
OND	Operation New Dawn
OTC	Over the counter
SELRES	Selected Reserve
SM	Service member
SPPM	Suicide Prevention Program Manager
T2	National Center for Telehealth & Technology
TDY	Temporary duty

Appendix J
FEEDBACK &
SUGGESTIONS

In a continuing effort to provide an annual DoDSER that is useful to the DoD community it serves, we request your feedback on the information we've provided and your suggestions for ways we could make the DoDSER annual report more useful.

Please return your completed survey by mail, fax, or email to:

National Center for Telehealth & Technology (T2)
 9933 West Hayes, Joint Base Lewis-McChord, WA 98431
 Fax: 253.968.4192
 suicide.reporting@us.army.mil

	Strongly Agree	Agree	Neutral	Disagree	Strongly Disagree
I found the information in the 2013 DoDSER Annual Report helpful.					
What other statistics or comparisons would you like to have in future annual DoDSER reports?					
How did/will you use this report?					
Do you have any other feedback or suggestions?					

Optional

Name: _____ Title: _____

Organization: _____


Email: _____ Phone: _____

THIS PAGE INTENTIONALLY LEFT BLANK



DoD SER

**DEPARTMENT OF DEFENSE
SUICIDE EVENT REPORT
CALENDAR YEAR 2013 ANNUAL REPORT**



**National Center for Telehealth & Technology (T2)
Defense Centers of Excellence for Psychological Health
& Traumatic Brain Injury (DCoE)**

t2.health.mil