



DEPARTMENT OF THE NAVY  
COMMANDER, NAVY INSTALLATIONS COMMAND  
716 SICARD STREET, SE, SUITE 1000  
WASHINGTON NAVY YARD, DC 20374-5140

CNICINST 1752.3  
N9  
29 Sept 2014

CNIC INSTRUCTION 1752.3

From: Commander, Navy Installations Command (CNIC)

Subj: SEXUAL ASSAULT PREVENTION AND RESPONSE INSTALLATION DRILL  
PROCEDURES

Ref: (a) DoD Instruction 6495.02 of 28 March 2013  
(b) SECNAVINST 1752.4B  
(c) OPNAVINST 1752.1B

Encl: (1) Installation Command Drill Guidance  
(2) Installation SAPR Drill After Action Report  
(3) SAPR Drill Schedule  
(4) SAPR Drill Scenarios  
(5) SAPR Drill Cards  
(6) Installation SAPR Drill Check List

1. Purpose. To provide standardized protocols for conducting Sexual Assault Prevention and Response (SAPR) drills in order to ensure victims have access to SAPR services and test the installation response capability.

2. Policy

a. This instruction applies to all Commander, Navy Installations Command (CNIC) Installations.

b. All installations will conduct SAPR drills twice per year, once in June and once in December, in accordance with enclosure (1).

3. Responsibilities

a. Regions are responsible for submitting enclosures (2) and (3) to CNIC HQ Sexual Assault Prevention and Response (N911B) no later than 31 July for the SAPR drill conducted in June and no later than 31 January for the SAPR drill conducted in December.

4. Action

a. Region Commanders shall:

(1) Ensure an effective SAPR Program that incorporates a coordinated approach between medical, mental health, legal, investigative, security, chaplain, Fleet and Family Support Center (FFSC), and civilian resources.

(2) Ensure installation commanders conduct SAPR drills in accordance with enclosure (1).

(3) Ensure their region SAPR officer or designee provides guidance and standardization of installation SAPR drills within their region. Each installation will conduct two annual drills. One drill will be conducted in the month of June and the second in the month of December.

(4) Submit enclosures (2) and (3) upon completion of the SAPR drill, identifying systemic concerns as a result of the drill to CNIC N911B, [CNIC\\_HQ\\_SAPR@NAVY.MIL](mailto:CNIC_HQ_SAPR@NAVY.MIL) no later than 31 July for SAPR drill conducted in June and no later than 31 January for SAPR drill conducted in December.

b. Installation Commanding Officers shall:

(1) Ensure an effective SAPR Program that incorporates a coordinated approach between medical, mental health, legal, investigative, security, chaplain, FFSC, and civilian resources.

(2) Assign Installation Training Officer or designee to oversee SAPR drill execution.

(3) Select scenario, enclosure (4), and role player for the installation to utilize during the drill, ensuring the volunteer is comfortable with role play requirements, and understand the requirement to notify encountered personnel of the SAPR drill verbally or by use of SAPR Drill Card, enclosure (5). The Installation Training Officer should also ensure that stakeholders (e.g., Sexual Assault Response Coordinators (SARCs), SAPR Victim Advocates (VAs), chaplains, military police, medical, legal) participate and are rotated as appropriate by strategically selecting scenarios.

(4) Notify installation command Navy SAPR personnel and stakeholders of pending SAPR drill, without providing exact date, time, or location.


SEP 29 2014

(5) Implement and execute the SAPR drill on the installation in accordance with enclosure (4) instructions.

(6) Complete installation SAPR Drill Checklist per enclosure (6) upon completion of the SAPR drill to measure effectiveness of the Installation's SAPR Program Response.

(7) Complete the SAPR Drill AAR per enclosure (2), which includes lessons learned, challenges, recommendations, and required actions. Identified systemic concerns will be included in report and forwarded to the Region Commander via the Region SAPR Officer.

5. Records Management. Records created as a result of this instruction, regardless of media and format, shall be managed in accordance with SECNAV M-5210.1.



W. D. FRENCH  
Vice Admiral, U.S. Navy

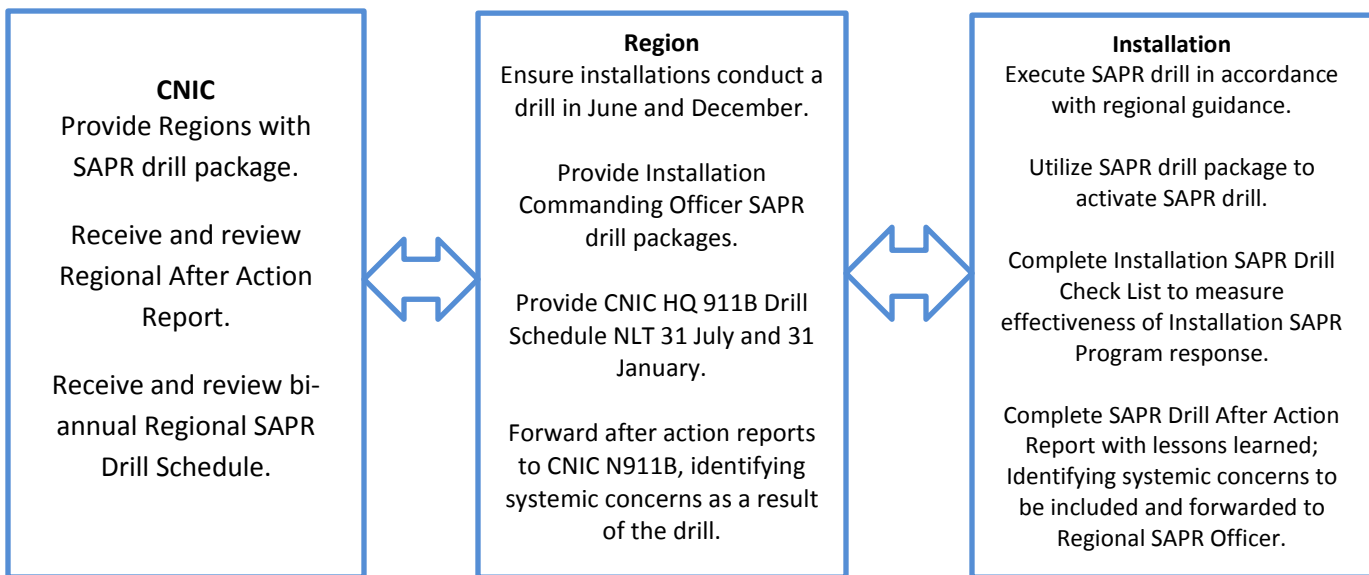
Distribution:

Electronic only, via Gateway 2.0

<https://g2.cnic.navy.mil/CNICHQ/Pages/Default.aspx>

**COMMANDER, NAVY INSTALLATIONS COMMAND  
SEXUAL ASSAULT PREVENTION AND RESPONSE (SAPR) DRILL  
INSTALLATION COMMAND GUIDANCE**

All Installations are required to conduct bi-annual SAPR drills. Regions are required to schedule drills during the months of June and December. Two drills will not be conducted in the same month by one installation. Region SAPR Officers will provide SAPR Drill Schedules semi-annually, due by 31 July and 31 January.



1. *During a drill each region/installation shall:* Meet SAPR drill requirements in accordance with CNICINST 1752.3
2. Ensure SAPR Drill Objective Checklist is used by Installation Training Officer or designee to measure effectiveness of installation SAPR program response and forwarded to region SAPR officer for review following each drill.
3. Installation Training Officer or designee will utilize SAPR Drill Scenarios provided in enclosure (4).
4. All OPREP reporting procedures will be conducted in accordance with OPNAV 3100.6J, to include required voice reports. A draft, simulated Navy Blue or Unit SITREP will be submitted to CNIC N911B within 60 minutes of unrestricted report of sexual assault to [CNIC\\_HQ\\_SAPR@NAVY.MIL](mailto:CNIC_HQ_SAPR@NAVY.MIL).
5. Installation Training Officer or designee completes SAPR Drill After Action Report and submits to region SAPR officer following each drill. Final report will be forwarded by SAPR officer to CNIC N911B at [CNIC\\_HQ\\_SAPR@NAVY.MIL](mailto:CNIC_HQ_SAPR@NAVY.MIL).

## Installation Training Officer SAPR Drill Guidance

### PREPARATION AND SET UP

- Installation Training Officer selects scenarios for Installation to utilize during drill.
  - Can be male or female civilian or Sailor of any rank.
  - Ensure selected volunteers are comfortable with the role play requirements (i.e., has not experienced sexual assault trauma).
- Notify all installation command Navy SAPR personnel and stakeholders of pending SAPR drill. Do not provide the exact date, time, or location.

### Commence SAPR drill by initiating selected “victim” for role play scenario.

ROLE	ACTION
<p><b>Victim Role Player</b></p> <ul style="list-style-type: none"> <li>• <i>Can be male or female civilian or Sailor of any rank.</i></li> <li>• <i>Ensure selected volunteer is comfortable with role play requirements.</i></li> </ul>	<ul style="list-style-type: none"> <li>• Execute assigned role play scenario at designated time.</li> <li>• Ensure personnel are advised that they are executing a SAPR drill.                             <ul style="list-style-type: none"> <li>○ Telephone calls – Prior to proceeding with role play states <b>“This is an Installation SAPR drill.”</b></li> <li>○ In-person contact – Prior to proceeding with role play display the teal <b>“SAPR Drill”</b> card, enclosure (5) of CNICINST 1752.3</li> </ul> </li> <li>• Follow script as provided and improvise on scenario based on response by personnel.</li> <li>• Participate in hot wash and provide input on experience and impression of the drill.</li> </ul>
<p><b>SAPR Victim Advocate (VA)</b>  <b>Unit SAPR VA</b>  <b>Sexual Assault Response Coordinator (SARC)</b>  <b>Chaplain</b>  <b>Health Care Providers</b>  <b>Security/Base Law Enforcement</b>  <b>NCIS</b>  <b>Other installation first responders</b></p>	<ul style="list-style-type: none"> <li>• Complete DD Form 2910 (Victim Reporting Preference Statement), if applicable in scenario.</li> <li>• Provide crisis support and assistance to victim as applicable.</li> <li>• Provide the victim with the Safe Helpline* number, chat and text information. <a href="https://safehelpline.org/">https://safehelpline.org/</a> .</li> <li>• Provide the victim with SAPR VA/Unit SAPR VA and SARC contact information for additional support.</li> </ul>
<p><b>Installation Commanding Officer (ICO)</b></p>	<ul style="list-style-type: none"> <li>• Have SAPR DCC draft a simulated OPREP/SITREP.</li> <li>• Immediately notify NCIS and coordinate to ensure report release does not compromise the investigation.</li> <li>• Immediately notify SARC.</li> <li>• Ensure SAPR VA is assigned.</li> <li>• Review and submit draft, simulated OPREP or SITREP (situation dependent) to the region for submission to CNIC N911B.</li> </ul>

<p><b>SAPR Data Collection Coordinator (DCC)</b></p>	<ul style="list-style-type: none"> <li>• Collect data and ensure draft, simulated Initial OPREP or SITREP is complete per OPNAVINST 3100.6J.</li> </ul>
<p><b>Hot wash</b></p>	<ul style="list-style-type: none"> <li>• Debrief with SAPR Team stakeholders with lessons learned and observations.</li> <li>• Ensure SARC, Medical, Legal and NCIS were notified properly of the assault.</li> <li>• Ensure accurate OPREP/SITREP and notifications are completed in a timely manner that does not compromise the investigation.</li> <li>• Review procedures, roles and responsibilities of SAPR personnel.</li> <li>• Identify strengths and challenges of the installation SAPR Program procedures.</li> <li>• Discuss ways of improving SAPR Program procedures.</li> <li>• Take corrective action as required to improve response procedures.</li> </ul>
<p><b>Follow-Up</b></p>	<ul style="list-style-type: none"> <li>• Installation CO debriefs the findings of the SAPR drill with SAPR stakeholders.</li> </ul> <p>Regional SAPR Officer submits AAR/Lessons Learned from SAPR drills <b>no later than 31 July for SAPR drill conducted in June and no later than 31 January for SAPR drill conducted in December.</b></p>
<p>DoD Safe Helpline is a groundbreaking crisis support service for members of the DoD community affected by sexual assault. Safe Helpline provides live, one-on-one advice, support, and information to the worldwide DoD community. The service is anonymous, secure, and available 24/7 – providing victims with the help they need, anytime, anywhere. Text zip code or installation/base name to 55-247 (CONUS) or 202-470-5546 (OCONUS), Call 877-995-5247 or Chat at SafeHelpline.org.</p>	

**INSTALLATION SAPR DRILL AFTER ACTION REPORT**

<b>Lessons Learned:</b>
<b>Challenges:</b>
<b>Recommendations:</b>
<b>Required Actions:</b>

**INSTALLATION SAPR DRILL SCHEDULE**

Region: \_\_\_\_\_ SAPR Officer: \_\_\_\_\_ Date: \_\_\_\_\_

Installation	Scheduled Drills	Date Completed	Notes



**SEXUAL ASSAULT PREVENTION AND RESPONSE (SAPR) DRILL SCENARIOS**

**SCENARIO 1**

For: Male/Female

Location: **Telephone call to 24-hour installation SAPR response number**

NOTES FOR ACTOR:

Please read carefully and highlight key points before making the telephone call. Do not make the call until you are ready.

Your Name: Ship Sailor

Situation:

*You are a 22 year old Sailor. You have been sexually assaulted by your Leading Petty Officer (LPO). You have been having an affair with your married LPO for the past 6 months and when you tried to break up with him, your LPO raped you.*

Role Play:

Please ensure you follow the directions listed below during your call to the 24-hour Installation SAPR response number. **It is imperative you inform duty SAPR Victim Advocate (VA) this is a drill before proceeding with call.** Choose when best to fit the below actions or statements into the conversation but all of the below **MUST** be completed before you end the telephone call.

- You remember seeing a flyer with the base 24-hour installation SAPR response number at your lodging.
- You don't know much about reporting options, you just need to report what happen to you.
- You are concerned that your prior affair with your offender (LPO) will invalidate your report.
- You are concerned that your command will not believe you. The LPO is the Command Sailor of the Year.
- As the duty SAPR VA tries to offer you support, continue to be undecided about reporting.
- Say you need help but do not want to get the offender or yourself in trouble.
- You don't know much of the SAPR acronyms, such as VLC. Make sure to stop the duty SAPR VA and have him/her explain what he/she is talking about.



**SEXUAL ASSAULT PREVENTION AND RESPONSE (SAPR) DRILL SCENARIOS**

**SCENARIO 2**

For: Male/Female

Location: **Go to Fleet and Family Support Center (FFSC)**

NOTES FOR ACTOR:

Please read carefully and highlight key points before going into the Fleet and Family Support Center (FFSC). Do not go to the FFSC for assistance until you are ready.

Your Name: Ship Sailor

Situation:

*You are a military spouse. Your spouse is currently on a 6-month deployment overseas. On the way home from the base holiday party, you were sexually assaulted in your vehicle by a Navy E-6 petty officer. You walked into the command FFSC the next morning. You do not wish to have your spouse notified at this time. You need to talk to someone about what happened to you. You are unsure of all the resources available to assist you. You are very scared.*

Role Play:

Please ensure you follow the directions listed below while at the FFSC. **It is imperative you inform the staff by presenting them with an "Installation SAPR Drill" card before proceeding with role play.** Choose when best to fit the below actions or statements into the conversation but all of the below **MUST** be completed before you leave the FFSC.

- Since your spouse is on deployment you have very limited communications and do not want spouse to be notified at this time.
- You want the offender to be punished.
- You are upset and frustrated because you need help, but unsure of where to begin.
- You decided to file the unrestricted report so that you can proceed with an investigation.

Improvise.

If you add anything to the story, please note it below for our records. Also, take note about how the FFSC counselor responded (likes/dislikes) during the visit.

**SEXUAL ASSAULT PREVENTION AND RESPONSE (SAPR) DRILL SCENARIOS**

---

---

---

---

---

---

---

---

---

---

---

---

---

---

---

---

---

---

---

---

---

---

---

---

**SEXUAL ASSAULT PREVENTION AND RESPONSE (SAPR) DRILL SCENARIOS**

**SCENARIO 3**

For: Male/Female

Location: **Go to Installation Medical Treatment Facility (MTF)**

NOTES FOR ACTOR:

Please read carefully and highlight key points before going into the installation Medical Treatment Facility (MTF). Do not go to the MTF for assistance until you are ready.

Your Name: Ship Sailor

Situation:

*You are a retired Navy Chief and have been sexually assaulted in your home by an active duty service member. Your spouse is still on Active Duty. You went to the medical treatment facility because you were concerned about STDs.*

Role Play:

Please ensure you follow the directions listed below while you are at the MTF. **It is imperative you inform the staff by presenting them with an "Installation SAPR Drill" card before proceeding with role play.** Choose when best to fit the below actions or statements into the conversation but all of the below **MUST** be completed before you leave the MTF.

- You have been sexually assaulted before early in your military career. So you think you are familiar with where to turn to for help.
- You want to file an unrestricted report.
- Allow medical personnel to follow the MTF procedures.
- When you were active duty you remember referring Sailors to SAPR.
- You hope you can still be provided full services.
- You allow the SAPR VA to make recommendations about resources, while you just listen.
- You are very appreciative of all the assistance you have received and want to know of a way you can help other victims. Can you volunteer?

Improvise.



**SEXUAL ASSAULT PREVENTION AND RESPONSE (SAPR) DRILL SCENARIOS**

**SCENARIO 4**

For: Male

Location: **Go to Installation Chaplain's Office**

NOTES FOR ACTOR:

Please read carefully and highlight key points before making the visit to the Chaplain's office. Do not go to the Chaplain's office until you are ready.

Your Name: Ship Sailor

Situation:

*You are a student at Navy Recruiting Command, Great Lakes. While in your rack you awoke to find another male recruit fondling you in the groin. You were devastated and later ask your RDC for permission to go speak with your Chaplain.*

Role Play:

Please ensure you follow the directions listed below while you are at the Chaplain's office. **It is imperative you inform the staff by presenting them with an "Installation SAPR Drill" card before proceeding with role play.** Choose when best to fit the below actions or statements into the conversation but all of the below **MUST** be completed before you leave the Chaplain's office.

- You are confused about why this happened to you.
- You have a girlfriend at home.
- You are concerned that no one would believe you.
- You want to report the incident but your training could be extended or interrupted if there is an investigation.
- You need some help in reporting the incident.
- You feel the Chaplain should be able to help you decide what to do.

Improvise.

If you add anything to the story, please note it below for our records. Also, take notes about how the Chaplain responded (likes/dislikes) during your visit.





**SEXUAL ASSAULT PREVENTION AND RESPONSE (SAPR) DRILL SCENARIOS**

**SCENARIO 5**

For: Male/Female

Location: **Telephone call to Base Security**

NOTES FOR ACTOR:

Please read carefully and highlight key points before making the telephone call. Do not make the call until you are ready.

Your Name: Ship Sailor

Situation:

*You are the Active Duty parent of a 16-year-old who was raped while walking home from the base swimming pool. You immediately call Base Security.*

Role Play:

Please ensure you follow the directions listed below during your call to Base Security. **It is imperative you inform personnel this is a SAPR Drill before proceeding with call.** Choose when best to fit the below actions or statements into the conversation but all of the below **MUST** be completed before you end the telephone call.

- You tell base security your child was raped and you don't know what to do.
- You heard about SAPR before but never took down a phone number.
- You tell base security you want to report the crime and that you need them to find the rapist and bring the rapist to justice.
- You are concerned about your child's state of mind and your child needs help that you cannot provide.

Improvise.

If you add anything to the story, please note it below for our records. Also, take notes about how the Base Security responded (likes/dislikes) during your call.

**SEXUAL ASSAULT PREVENTION AND RESPONSE (SAPR) DRILL SCENARIOS**

---

---

---

---

---

---

---

---

---

---

---

---

---

---

---

---

**SEXUAL ASSAULT PREVENTION AND RESPONSE (SAPR) DRILL SCENARIOS**

**SCENARIO 6**

For: Male/Female

Location: **Telephone to Installation Command Duty Officer (CDO)**

NOTES FOR ACTOR:

Please read carefully and highlight key points before making telephone call. Do not make the telephone call to the CDO until you are ready.

Your Name: Ship Sailor

Situation:

*You offered a ride to a civilian female on your way home from your installation. Another Shipmate who was riding with you proceeds to sexually assault the civilian female in the back of your vehicle while you were driving. You pulled over into a parking lot and told your Shipmate to get out of your vehicle. You immediately telephone your Command Duty Officer to report your Shipmate. But, you do not know what to do for the Civilian.*

Role Play:

Please ensure you follow the directions listed below during your call to CDO. **It is imperative you inform personnel this is a SAPR Drill before proceeding with call.** Choose when best to fit the below actions or statements into the conversation but all of the below MUST be completed before you end the telephone call.

- Your Shipmate was one of your good friends but you decided to do the right thing and report the crime to your Command Duty Officer (CDO).
- You ask the CDO what you should do to help the victim who was distraught.
- You felt responsible for what happened to the victim in your vehicle.

Improvise.

If you add anything to the story, please note it below for our records. Also, take note about how the CDO responded (likes/dislikes) during the telephone call.

**SEXUAL ASSAULT PREVENTION AND RESPONSE (SAPR) DRILL SCENARIOS**

---

---

---

---

---

---

---

---

---

---

---

---

---

---

---

---

**SEXUAL ASSAULT PREVENTION AND RESPONSE (SAPR) DRILL SCENARIOS**

**SCENARIO 7**

For: Male/Female

Location: **Go to Installation Clinic Sick Call**

NOTES FOR ACTOR:

Please read carefully and highlight key points before going to talk with Medical.

Your Name: Ship Sailor

Situation:

*You and your best friend went to a house party. Your friend got drunk and you decided to leave early and take him home. However, when you got to his apartment, he became aggressive and raped you. You both work at the same command; you are hesitant to report the assault, so you decide to go to regular Sick call to get checked out.*

Role Play:

Please ensure you follow the directions listed below while at the clinic. **It is imperative you inform the staff by presenting them with an "Installation SAPR Drill" card before proceeding with role play.** Choose when best to fit the below actions or statements into the conversation but all of the below **MUST** be completed before you leave clinic.

- You are devastated, you need to speak to someone about a rape but unsure about reporting the incident to your command.
- You are uncomfortable seeing your friend at work. He said he does not remember what happened. You feel it would be your word against his because witnesses at the house party saw you leave together.
- You don't know what medical options you have.

Improvise.

If you add anything to the story, please note it below for our records. Also, take notes about how the HM responded (likes/dislikes) during the visit.



**SEXUAL ASSAULT PREVENTION AND RESPONSE (SAPR) DRILL SCENARIOS**

**SCENARIO 8**

For: Female

Location: **Go to Chaplain's Office**

NOTES FOR ACTOR:

Please read carefully and highlight key points before making the visit to the chaplain's office. Do not go to the chaplain's office until you are ready.

Your Name: Ship Sailor

Situation:

*You are an active duty sailor living with your active duty military fiancé. On a visit to your mom's last weekend, your mom's boyfriend raped you. You told your Fiancé, but he is not supportive. You don't want to tell anyone else because you are afraid. You decide to talk with the command Chaplain.*

Role Play:

Please ensure you follow the directions listed below while at the Chaplain's office. **It is imperative you inform the staff by presenting them with an "Installation SAPR Drill" card before proceeding with role play.** Choose when best to fit the below actions or statements into the conversation but all of the below **MUST** be completed before you end the Visit to the Chaplain's office.

- You are confused about what happened and feel ashamed.
- You are concerned that no one else would believe you and the command will not support you.
- You need some help in figuring things out.
- You feel the chaplain would be able to help you decide what to do.

Improvise.

If you add anything to the story, please note it below for our records. Also, take notes about how the Chaplain responded (likes/dislikes) during your visit.





**SEXUAL ASSAULT PREVENTION AND RESPONSE (SAPR) DRILL SCENARIOS**

**SCENARIO 9**

For: Male/Female

Location: **Telephone call to SAPR 24-hour installation response number**

NOTES FOR ACTOR:

Please read carefully and highlight key points before making telephone call. Do not make the telephone call to the installation SAPR 24-hour number until you are ready.

Your Name: Ship Sailor

Situation:

*You are a 20-year-old E-1 who attended a party at the installation barracks a few nights ago. You consumed a great deal of alcohol that night. You went to a barracks room to lie down. You awoke to three Sailors sexually assaulting you. They threatened to harm you if you tell anyone.*

Role Play:

Please ensure you follow the directions listed below during your call to the 24-hour response number. **It is imperative you inform personnel this is a SAPR Drill before proceeding with call.** Choose when best to fit the below actions or statements into the conversation but all of the below **MUST** be completed before you end the telephone call.

- You are scared and don't know what to do.
- You feel somehow it is your fault.
- You are worried about underage drinking.
- You are worried about what the Sailors who assaulted you might do if you report.
- You want to get medical care, but don't know if they will call your command.

Improvise.

If you add anything to the story, please note it below for our records. Also, take note about how the SAPR VA responded (likes/dislikes) during the telephone call.

**SEXUAL ASSAULT PREVENTION AND RESPONSE (SAPR) DRILL SCENARIOS**

---

---

---

---

---

---

---

---

---

---

---

---

---

---

---

---

---

**SEXUAL ASSAULT PREVENTION AND RESPONSE (SAPR) DRILL SCENARIOS**

**SCENARIO 10**

For: Male/Female

Location: **Telephone call to Installation SARC**

NOTES FOR ACTOR:

Please read carefully and highlight key points before making telephone call. Do not make the telephone call to the installation SARC until you are ready.

Your Name: Ship Sailor

Situation:

*During your recent deployment you were sleeping in your rack and woke up to find someone fondling your genitals. You tried to report it to your Chief, but were told the command is not going to consider it a sexual assault. You feel violated.*

Role Play:

Please ensure you follow the directions listed below during your call to Installation SARC. **It is imperative you inform personnel this is a SAPR Drill before proceeding with call.** Choose when best to fit the below actions or statements into the conversation but all of the below **MUST** be completed before you end the telephone call.

- You are angry and don't know what to do after what you were told by your Chief.
- You have heard the individual has done this before.
- You want to make an unrestricted report and speak to NCIS.
- You want to know your options.

Improvise.

If you add anything to the story, please note it below for our records. Also, take note about how the SARC responded (likes/dislikes) during the telephone call.

---

---

---

---

---

**SEXUAL ASSAULT PREVENTION AND RESPONSE (SAPR) DRILL SCENARIOS**

---

---

---

---

---

---

---

---

**SEXUAL ASSAULT PREVENTION AND RESPONSE (SAPR) DRILL SCENARIOS**

**SCENARIO 11**

For: Male/Female

Location: **Go to Base Law Enforcement**

NOTES FOR ACTOR:

Please read carefully and highlight key points before going to Base Law Enforcement.

Your Name: Ship Sailor

Situation:

*You were out drinking with a group of friends. You passed out and woke up later in your barracks room with your clothes removed. You do not remember what happened but find evidence of sexual assault. Your pants and underwear are removed. You feel soreness in your genital area.*

Role Play:

Please ensure you follow the directions listed below while at Base Security. **It is imperative you inform the staff by presenting them with an "Installation SAPR Drill" card before proceeding with role play.** Choose when best to fit the below actions or statements into the conversation but all of the below **MUST** be completed before you leave the base law enforcement office.

- You are anxious; you need to speak to someone about the sexual assault.
- You do not know what to do and do not want your command notified.
- You want to speak to a SAPR Victim Advocate, but not one from your command.
- You want responder to help you.

Improvise.

If you add anything to the story, please note it below for our records. Also, take notes about how the Officer responded (likes/dislikes) during the visit.



**SEXUAL ASSAULT PREVENTION AND RESPONSE (SAPR) DRILL SCENARIOS**

**SCENARIO 12**

For: Male/Female

Location: **Telephone call to Base Law Enforcement**

NOTES FOR ACTOR:

Please read carefully and highlight key points before going to Base Law Enforcement.

Your Name: Ship Sailor

Situation:

*You are the active duty parent of an 18-year-old daughter who was raped while at college.*

Role Play:

Please ensure you follow the directions listed below during your call to Base Security. **It is imperative you inform personnel this is a SAPR Drill before proceeding with call.** Choose when best to fit the below actions or statements into the conversation but all of the below **MUST** be completed before you end your call.

- You are upset and want help for your daughter.
- You do not know what to do and do not want your command notified.
- You want to speak to a SAPR Victim Advocate, but not one from your command.
- You want responder to help you.

Improvise.

If you add anything to the story, please note it below for our records. Also, take notes about how the Officer responded (likes/dislikes) during the visit.

---

---

---

---

---

---

---

---

**SEXUAL ASSAULT PREVENTION AND RESPONSE (SAPR) DRILL SCENARIOS**

---

---

---

---

---

---



**SEXUAL ASSAULT PREVENTION AND RESPONSE (SAPR) DRILL SCENARIOS**

**SCENARIO 13**

For: Male/Female

Location: **Telephone call to Installation SARC**

NOTES FOR ACTOR:

Please read carefully and highlight key points before making telephone call. Do not make the telephone call to the installation SARC until you are ready.

Your Name: Ship Sailor

Situation:

*You are a recruit at Navy "A" School. Prior to joining service you were at a party and consumed two drinks. You believe they were drugged because you were heavily affected and have only foggy memories of that night. You vaguely remember someone at the party having intercourse with you and you were unable to move during the incident. You never reported the incident. Recently at "A" School you were sexually assaulted by a fellow recruit.*

Role Play:

Please ensure you follow the directions listed below during your call to Installation SARC. **It is imperative you inform personnel this is a SAPR Drill before proceeding with call.** Choose when best to fit the below actions or statements into the conversation but all of the below MUST be completed before you end the telephone call.

- You are having nightmares and have become very jumpy and occasionally seem to "relive" moments of the assaults.
- You are anxious; you need to speak to someone about the sexual assault.
- You feel guilty and feel it is somehow your fault.
- You do not know what to do.
- You want to know your options.

Improvise.

If you add anything to the story, please note it below for our records. Also, take note about how the SARC responded (likes/dislikes) during the telephone call.



**SEXUAL ASSAULT PREVENTION AND RESPONSE (SAPR) DRILL SCENARIOS**

**SCENARIO 14**

For: Male/Female

Location: **Telephone call to SAPR 24-hour installation response number**

NOTES FOR ACTOR:

Please read carefully and highlight key points before making telephone call. Do not make the telephone call to the installation SAPR 24-hour number until you are ready.

Your Name: Ship Sailor

Situation:

*You were raped while drilling with your Reserve unit. You are hysterical and suicidal.*

Role Play:

Please ensure you follow the directions listed below during your call to 24-hour response number. **It is imperative you inform personnel this is a SAPR Drill before proceeding with call.** Choose when best to fit the below actions or statements into the conversation but all of the below **MUST** be completed before you end the telephone call.

- You want to kill yourself.
- You are scared and don't know what to do.
- You feel somehow it is your fault.
- You don't understand how this could happen to you.
- You feel hopeless and do not believe your command will believe you.

Improvise.

If you add anything to the story, please note it below for our records. Also, take note about how the SAPR VA responded (likes/dislikes) during the telephone call.

---

---

---

---

---

---

**SEXUAL ASSAULT PREVENTION AND RESPONSE (SAPR) DRILL SCENARIOS**

---

---

---

---

---

---

**SEXUAL ASSAULT PREVENTION AND RESPONSE (SAPR) DRILL SCENARIOS**

**SCENARIO 15**

For: Male

Location: **Go to Fleet and Family Support Center (FFSC)**

NOTES FOR ACTOR:

Please read carefully and highlight key points before going into the Fleet and Family Support Center (FFSC). Do not go to the FFSC for assistance until you are ready.

Your Name: Ship Sailor

Situation:

*You just found out that your wife was raped while you were deployed. You are feeling very confused, guilty, and depressed.*

Role Play:

Please ensure you follow the directions listed below while at the FFSC. **It is imperative you inform the staff by presenting them with an "Installation SAPR Drill" card before proceeding with role play.** Choose when best to fit the below actions or statements into the conversation but all of the below **MUST** be completed before you leave the FFSC.

- You are angry and don't know what to do.
- You feel somehow it is your fault.
- You don't understand how this could happen to her.
- You want to know what the SAPR Program can do to help you.

Improvise.

If you add anything to the story, please note it below for our records. Also, take note about how the FFSC responded (likes/dislikes) during the visit.

---

---

---

---

---

---

---

---

**SEXUAL ASSAULT PREVENTION AND RESPONSE (SAPR) DRILL SCENARIOS**

---

---

---

---

---

---

**SEXUAL ASSAULT PREVENTION AND RESPONSE (SAPR) DRILL SCENARIOS**

**SCENARIO 16**

For: Male/Female

Location: **Telephone call to 24-hour installation SAPR response number**

NOTES FOR ACTOR:

Please read carefully and highlight key points before making the telephone call. Do not make the call until you are ready.

Your Name: Ship Sailor

Situation:

*You are a 19 year old E-3 Sailor. Last night you went out and an acquaintance (same gender) from another command sexually assaulted you. You were touched inappropriately despite your repeated requests for the touching to stop. You were forcibly held down.*

Role Play:

Please ensure you follow the directions listed below during your call to the 24-hour Installation SAPR response number. **It is imperative you inform duty SAPR Victim Advocate (VA) this is a drill before proceeding with call.** Choose when best to fit the below actions or statements into the conversation but all of the below **MUST** be completed before you end the telephone call.

- You are angry and don't know what to do.
- You feel somehow it is your fault.
- You don't understand how this could happen to you.
- You want to know what the SAPR Program can do to help you.

Improvise.

If you add anything to the story, please note it below for our records. Also, take note about how the SAPR VA responded (likes/dislikes) during the call.

---

---

---

---

---

**SEXUAL ASSAULT PREVENTION AND RESPONSE (SAPR) DRILL SCENARIOS**

---

---

---

---

---

---

---


---



SAPR DRILL CARD



SAPR DRILL CARD



**Before I Proceed, I want  
To Make You Aware That  
This Is An  
Installation SAPR Drill**

Installation: \_\_\_\_\_

Evaluator: \_\_\_\_\_

Date: \_\_\_\_\_

**Evaluation Guide**

**Installation SAPR Drill Check List**

Objective	Assessment Criteria	Yes	No	Notes
<p><b>Assess Installation capability to activate and operate IAW installation 24/7 SAPR response procedures, DoDI 6495.02, SECNAVINST 1752.4b, and OPNAVINST 1752.1b. Notes:</b></p> <p>A. Prior to SAPR drill; complete assessment criteria 1-15.</p> <p>B. Execute SAPR drills on the installations IAW SAPR Drill Plan.</p> <p>C. Installation will self-assess the 24/7 SAPR response.</p>	<p>1. Is there written policy to establish, implement and sustain installation 24/7 SAPR response? (IAW DoDI 6495.02, SECNAVINST 1752.4b, and OPNAVINST 1752.1b.)</p>			
	<p>2. Does the current Installation/Regional SAPR instruction outline all SAPR stakeholders' responsibilities and program requirements?</p>			
	<p>3. Is there a SAPR first responder training plan in place to regularly train first responders on 24/7 SAPR response procedures? If "No", explain reason.</p>			
	<p>4. Does SARC recruit and maintain a cadre of trained and D-SAACP certified Unit SAPR VAs who provide a 24/7 victim response capability to commands within installation? If "No", explain reason.</p>			

Installation: \_\_\_\_\_

Evaluator: \_\_\_\_\_

Date: \_\_\_\_\_

**Evaluation Guide**

**Installation SAPR Drill Check List**

<p><b>Assess Installation capability to activate and operate IAW installation 24/7 SAPR response procedures, DoDI 6495.02, SECNAVINST 1752.4b, and OPNAVINST 1752.1b. Notes:</b></p> <p>A. Prior to SAPR drill; complete assessment criteria 1-15.</p> <p>B. Execute SAPR drills on the installations IAW SAPR Drill Plan.</p> <p>C. Installation will self-assess the 24/7 SAPR response.</p>	<p>5. Does SARC maintain a regularly updated 24/7 installation watch bill using an activation/recall system for victim advocacy services? If "No", explain reason.</p>			
	<p>6. Does the watch bill list specific dates and times when SAPR VAs are assigned and how to contact them? SAPR VAs should be from multiple commands. If "No", explain reason.</p>			
	<p>7. Is the SAPR VA/Unit SAPR VA contact information current? If "No", explain reason.</p>			
	<p>8. Has SARC ensured that all SAPR VA/Unit SAPR VA training is current (initial 40 hour D-SAACP approved training followed by 32 hours of bi-annual refresher training)? If "No", explain reason.</p>			

<p><b>Assess Installation capability to activate and operate IAW installation 24/7 SAPR response procedures, DoDI 6495.02, SECNAVINST 1752.4b, and OPNAVINST 1752.1b. Notes:</b></p> <p>A. Prior to SAPR drill; complete assessment criteria 1-15.</p> <p>B. Execute SAPR drills on the installations IAW SAPR Drill Plan.</p> <p>C. Installation will self-assess the 24/7 SAPR response.</p>	<p>9. Is there observable marketing of reporting numbers for reporting on installations and at Commands? Have these numbers been verified? If "No", explain reason.</p>			
	<p>10. Are there SAPR drills conducted bi-annually requiring personnel to be tested? If "No", explain reason.</p>			
	<p>11. Is there a SAPR drill and lessons learned After Action Report in place? If "No", explain reason.</p>			
	<p>12. Could installation provide services/capabilities necessary for drill scenario? IAW 24/7 SAPR requirements? If "No", explain reason.</p>			
	<p>13. Identify previous shortfalls and how they were addressed in the current drill.</p>			
	<p>14. Identify any new shortfalls of equipment and/or personnel required to support 24/7 SAPR response. List any shortfalls that exist.</p>			
	<p>15. Submit AAR/Lessons Learned on the installation SAPR drill to CNIC N911B via the Region</p>			