

# The Study of Cognitive Rehabilitation Effectiveness

The SCORE clinical trial is a randomized controlled treatment trial evaluating the effectiveness of cognitive rehabilitation in post-deployment military service members who sustained a concussion.

*Chapter 4:  
Traditional  
Cognitive  
Rehabilitation  
for Persistent  
Symptoms  
Following Mild  
Traumatic Brain  
Injury (SCORE  
Arm 3)*

*Part II: Client  
Manual for  
Individual  
Cognitive  
Rehabilitation  
Interventions*

# Acknowledgements

The SCORE study team would like to express our sincere gratitude to the men and women in uniform who participated in this study. We are humbled by the trust you placed in us to provide the best care possible and to learn more about how to help those with traumatic brain injuries (TBIs) who follow you.

We would like to acknowledge the special contributions and leadership skills of Janel Shelton, the SCORE study coordinator, and the dedication and professionalism of her staff, Sylvia Davis and Gina Garcia. Their efforts were essential to the success of the study.

Finally, we would like to thank the Defense & Veterans Brain Injury Center (DVBIC) who, under the leadership of Col. Jamie Grimes in 2010, identified and entrusted us to execute this congressionally mandated study, and provided us with additional staffing and research facilitation.

Congress established DVBIC in 1992 after the first Gulf War in response to the need to treat service members with TBI. DVBIC's staff serves as the Defense Department's primary TBI subject matter experts. DVBIC is part of the U.S. Military Health System and is the TBI operational component of the Defense Centers of Excellence for Psychological Health and Traumatic Brain Injury (DCoE). Learn more about DVBIC at [dvbic.dcoe.mil](http://dvbic.dcoe.mil).

## SCORE Grant Acknowledgements

(Heather Belanger, Tracy Kretzmer, and Rodney Vanderploeg) This material is based upon work supported by the Department of Veterans Affairs, Veterans Health Administration, Office of Research and Development, Health Services Research and Development Service (VA HSR&D IIR 13-196-1), and Clinical Sciences Research and Development (VA CSRD W81XWH-13-2-0095).

This work was supported by a Department of Veterans Affairs Rehabilitation Research and Development Career Development Award to Dr. Jacob Kean (CDA IK2RX000879).

(David Tate, Jan Kennedy, Douglas Cooper) This work is supported in part by the Defense and Veterans Brain Injury Centers and the Telemedicine and Advanced Technology Research Center.

## SCORE Disclaimer

The view(s) expressed herein are those of the author(s) and do not reflect the official policy or position of Brooke Army Medical Center, the U.S. Army Medical Department, the U.S. Army Office of the Surgeon General, the Department of the Army, the Department of Defense, the Department of Veterans Affairs, or the U.S. Government.

# Chapter 4: Traditional Cognitive Rehabilitation Interventions for Persistent Symptoms Following Mild Traumatic Brain Injury (SCORE Arm 3)

## Part II: Client Manual for Individual Cognitive Rehabilitation Interventions

### **Introduction**

Enclosed within the covers of this manual is a lot of food for thought about cognitive rehabilitation. This manual will help you understand the central themes of human thought - ranging from maintaining your attention to a task, to organizing your day, to learning new information. The manual is divided into six major parts, or themes:

1. Goal Setting
2. Sustained and Selective Attention
3. Memory and Learning
4. Planning and Organization
5. Prospective Memory and Assistive Technology
6. Alternating and Divided Attention

You will be exploring these themes in group therapy sessions twice a week and in individual treatment sessions with your clinician 5 days a week. What you will be learning on each day is spelled out in this manual. For example, when you meet with your clinician on the first day of the Sustained and Selective Attention theme, you will be working on understanding what attention is and how to optimize your attention to task.

# 1: Goal Setting

## Session 1: Assessment and Introduction

As you page through this manual, you will notice two tasks that are part of every theme. The first task is Goal Attainment Scaling (GAS) goals.<sup>1</sup> GAS is a proven way to track your progress through this course. Your therapist will train you on managing your GAS goals.

The second task is Attention Processing Training 3 (APT-3),<sup>2</sup> a computer-based learning modality that has been scientifically proven to help increase thinking skills. Your therapist will provide training and support on the use of APT-3 and how to apply the skills you learn to real-life situations.

Homework is a big part of this Study of Cognitive Rehabilitation Effectiveness (SCORE) program. Your fifth grade teacher was correct when he or she said “Practice makes perfect,” and sent you with homework to do. Your therapist will explain how to do assigned homework.

Use the following calendars to help track your appointments and organize your day.

Week 1 Time	Monday	Tuesday	Wednesday	Thursday	Friday
0600					
0630					
0700					
0730					
0800					
0830					
0900					
0930					
1000					
1030					
1100					
1130					
1200					
1230					
1300					
1330					
1400					
1430					
1500					
1530					
1600					
1630					
1700					
1730					
1800					
1830					
1900					
1930					
NOTES					

Week 2 Time	Monday	Tuesday	Wednesday	Thursday	Friday
0600					
0630					
0700					
0730					
0800					
0830					
0900					
0930					
1000					
1030					
1100					
1130					
1200					
1230					
1300					
1330					
1400					
1430					
1500					
1530					
1600					
1630					
1700					
1730					
1800					
1830					
1900					
1930					
NOTES					

Week 3 Time	Monday	Tuesday	Wednesday	Thursday	Friday
0600					
0630					
0700					
0730					
0800					
0830					
0900					
0930					
1000					
1030					
1100					
1130					
1200					
1230					
1300					
1330					
1400					
1430					
1500					
1530					
1600					
1630					
1700					
1730					
1800					
1830					
1900					
1930					
NOTES					

Week 4 Time	Monday	Tuesday	Wednesday	Thursday	Friday
0600					
0630					
0700					
0730					
0800					
0830					
0900					
0930					
1000					
1030					
1100					
1130					
1200					
1230					
1300					
1330					
1400					
1430					
1500					
1530					
1600					
1630					
1700					
1730					
1800					
1830					
1900					
1930					
NOTES					



Week 5 Time	Monday	Tuesday	Wednesday	Thursday	Friday
0600					
0630					
0700					
0730					
0800					
0830					
0900					
0930					
1000					
1030					
1100					
1130					
1200					
1230					
1300					
1330					
1400					
1430					
1500					
1530					
1600					
1630					
1700					
1730					
1800					
1830					
1900					
1930					
NOTES					

Week 6 Time	Monday	Tuesday	Wednesday	Thursday	Friday
0600					
0630					
0700					
0730					
0800					
0830					
0900					
0930					
1000					
1030					
1100					
1130					
1200					
1230					
1300					
1330					
1400					
1430					
1500					
1530					
1600					
1630					
1700					
1730					
1800					
1830					
1900					
1930					
NOTES					

## Session 2: Introduction to Goal Attainment Scaling

Goal Attainment Scaling, also known as GAS, is a system or technique used to measure goal achievement and progress toward achieving a goal.<sup>1</sup> It is used to help you reach meaningful functional goals by identifying current and expected levels of performance. In GAS, goals are rated on a continuum from -2 through +2 (see Table 4.1).

**Table 4.1. Rating GAS goals<sup>3</sup>**

Number Value	Meaning	Example
+2	Much more than expected level of outcome	My spouse will not have to remind me of an appointment.
+1	Somewhat more than expected level of outcome	My spouse will have to remind me of an appointment less than one time a day (4 or less x per week).
0	Expected level of outcome	My spouse will have to remind me of an appointment one time per day.
-1	Somewhat less than expected level of outcome	My spouse will have to remind me of an appointment more than 1x per d
-2	Much less than expected level of outcome	My spouse will have to remind me of every appointment.

Where you are now

### Steps for developing and implementing Goal Attainment Scaling<sup>1,4</sup>

- 1. Identify the goals:** Establish a set of goals to address. When selecting goals, think about using the SMART method. This means that goals should be *Specific, Measurable, Attainable, Realistic and Timely*. You will be able to set up to six goals; we recommend at least three.
- 2. Weigh and prioritize the goals:** Look at your goals and weigh them based on importance and difficulty.
- 3. Designate a follow-up time period:** Goals will be reviewed at the end of each week. Final assessment of performance towards goals will occur at the end of the six-week program.
- 4. Define the expected level of outcome:** The expected outcome is the most probable result you will have after completing this program. It is the level you expect to achieve.
- 5. Identify other outcome levels, both desirable and undesirable:** Identify levels in which you exceed your expected goals and achieve a higher performance. You also want to identify goals that are below your expected or desired performance. Level -2 is below your current level of performance.
- 6. Assessment and Scoring:** Following each week of treatment, GAS goals will be reviewed and modified if necessary. In addition, new goals will be added if desired. Goals will continue to be tracked throughout the 6 weeks of sessions.

## Goal Attainment Scaling examples

+2	I will enter daily tasks into my task list over 90% of the time.	<p><b>Expected Level of Outcome</b></p> <p><b>Baseline</b> (Where you are now)</p>
+1	I will enter daily tasks into my task list 75%-89% of the time.	
0	I will enter daily tasks into my task list 50-74% of the time.	
-1	I will enter daily tasks into my task list 25-49% of the time.	
-2	I will enter daily tasks into my task list less than 25% of the time.	
+2	I will update my "to do" list four times a day and complete >90% of my scheduled weekly tasks.	
+1	I will update my "to do" list two times a day and complete 75-90% of my scheduled weekly tasks.	
0	I will update my "to do" list one time a day and complete 50-74% of my scheduled weekly tasks.	
-1	I will update my "to do" list two times a week and complete 50% of my scheduled weekly tasks.	
-2	I will update my "to do" list <two times a week and complete <50% of my scheduled weekly tasks.	

## Measuring your goals

When measuring goals you may use various quantitative measures. The two previous examples use percentages. Other goals at the expected level of outcome (0) are measured in different ways.

- I will be able to work on a project for 30 minutes before I take a 5-minute break.
- I will read the course materials for 30 minutes before I take a 5-minute break.
- I will require a reminder from my spouse one time per day.
- I will require a reminder from my co-worker one time per day.

**STEP 1: Identify the Goals**

In the “Identify Your Goals” chart below, begin formulating your goals. Focus on identifying the primary areas you want to address.

**STEP 2: Weigh the Goals**

In the same chart, weigh your goals by importance by placing a “1” by the most important and then counting down.

	Identify your Goals	Importance (1 most important – 6 least important)
<b>1</b>		
<b>2</b>		
<b>3</b>		
<b>4</b>		
<b>5</b>		
<b>6</b>		

**STEP 3: Designate a follow-up period**

Your follow-up period for your goals will be the last appointment of each week.

**STEP 4: Define the expected level of outcome**

Now look at the areas you want to address in the table above. Use the GAS tables on the next few pages to identify your expected level of outcome. Your expected level of outcome is where you expect to perform after learning strategies in this program. Place one expected outcome by the 0 (zero) on each GAS form (next six pages).

For instance, suppose you are very busy in the morning and often so distracted you forget to take your morning medication. Currently, your spouse is reminding you to take your medication daily. Your goal is to take the pill daily without your spouse reminding you to do so. We assume that your goal is to remember to take it yourself with no cues or reminders. However, it may not be realistic to believe that you will meet this objective in 6 weeks (remember to be SMART). You could set your expected level of outcome as “I will use a routine to remind me to take my medications 50-74 percent of the time.”

**STEP 5: Identify other outcomes, both desirable and undesirable**

Begin to write your goals in the +1, +2 and -1, -2 areas. Remember -1 is where you are currently functioning and +1 is performing slightly above where you expect to be 6 weeks from now.

**Goal Attainment Scaling forms**

<b>GOAL # 1</b>	
<b>+2</b>	
<b>+1</b>	
<b>0</b>	
<b>-1</b>	
<b>-2</b>	

<b>GOAL # 2</b>	
<b>+2</b>	
<b>+1</b>	
<b>0</b>	
<b>-1</b>	
<b>-2</b>	

<b>GOAL # 3</b>	
<b>+2</b>	
<b>+1</b>	
<b>0</b>	
<b>-1</b>	
<b>-2</b>	



<b>GOAL # 4</b>	
<b>+2</b>	
<b>+1</b>	
<b>0</b>	
<b>-1</b>	
<b>-2</b>	

<b>GOAL # 5</b>	
<b>+2</b>	
<b>+1</b>	
<b>0</b>	
<b>-1</b>	
<b>-2</b>	

<b>GOAL # 6</b>	
<b>+2</b>	
<b>+1</b>	
<b>0</b>	
<b>-1</b>	
<b>-2</b>	

### Session 3: APT-3 Generalization Form<sup>2</sup>

DATE:



Example:

APT-3 Task	Strategies Used in APT-3	How does this APT-3 activity relate to a real life situation?	Identify a strategy you could apply in this real life situation?
<i>Listen for number 1</i>	<i>Self-talk (repeat target to self)</i>	<i>Scanning through emails and looking for a specific date.</i>	<i>As you are scanning, say the date aloud over and over. It will be easy to identify when what you see matches what you hear.</i>

APT-3 Task	Strategies used during the APT-3 exercise	How does this APT-3 activity/task relate to a real life situation?	Identify a strategy you could apply in this real life situation?

**APT-3 Strategy Examples**

- Re-auditorizing
- Visualizing
- Verbal self cueing
- Counting on fingers
- Closing eyes
- Breathing
- Pacing
- Body alert
- Looking at screen
- Working toward a goal
- Self-talk
- Rewards self

- Breathing/relaxation
- Clinician encouragement
- Repeating instructions
- Writing a reminder

**Generalization Strategy Examples**

- Visualization
- Verbal self cueing
- Self-talk (repetition of task/goal)
- Visual cues (post its, leave item in view)
- Auditory Cues (alarms, timers)
- Take notes
- Decrease distractions
- Modify Environment
- Take breaks
- Break task into parts

CRI.A3.1.2

**STEP 1: Identify the Goals**

In the *Identify Your Goals* chart below, begin to formulate your goals. Focus on identifying the primary areas that you want to address.

**STEP 2: Weigh the Goals**

In the same chart, weigh your goals by importance by placing a 1 by the most important and then counting down.

Identify your Goals		Importance (1 most important -- 6 least important)
0		
0		
0		
0		
0		
0		

**STEP 3: Designate a follow up period**

Your follow up period for your goals will be every Friday for six weeks.

**STEP 4: Define the expected level of outcome**

Now look at the areas that you want to address in the table above. Use the tables on the next few pages to identify your expected level of outcome. Your expected level of outcome is where you expect to perform after learning strategies in this program. Place one expected outcome by the 0 (zero) on each Goal Attainment Scale form (next 6 pages).

For instance, let's suppose you are very busy in the morning and often so distracted that you forget to take your morning medication. Currently your spouse is reminding you to take your medication daily. Your

## Session 4: Continue Goal Attainment Scaling

Refer to forms from Session 2

CRI.A3.1.2

GOAL # 1	
+2	
+1	
0	
-1	
-2	

## Session 5: APT-3 Generalization Form<sup>2</sup>

DATE:



Example:

APT-3 Task	Strategies Used in APT-3	How does this APT-3 activity relate to a real life situation?	Identify a strategy you could apply in this real life situation?
<i>Listen for number 1</i>	<i>Self-talk (repeat target to self)</i>	<i>Scanning through emails and looking for a specific date.</i>	<i>As you are scanning, say the date aloud over and over. It will be easy to identify when what you see matches what you hear.</i>

APT-3 Task	Strategies used during the APT-3 exercise	How does this APT-3 activity/task relate to a real life situation?	Identify a strategy you could apply in this real life situation?

### APT-3 Strategy Examples

Re-auditorizing  
 Visualizing  
 Verbal self cueing  
 Counting on fingers  
 Closing eyes  
 Breathing  
 Pacing  
 Body alert  
 Looking at screen  
 Working toward a goal  
 Self-talk  
 Rewards self

Breathing/relaxation  
 Clinician encouragement  
 Repeating instructions  
 Writing a reminder

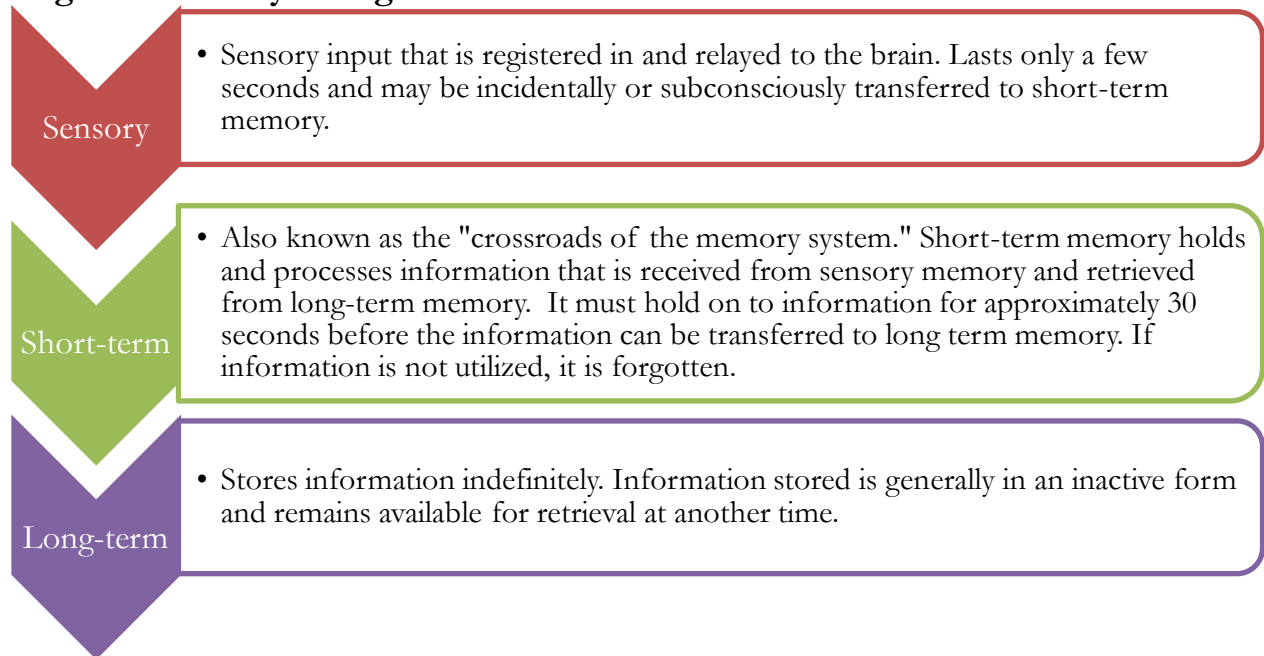
### Generalization Strategy Examples

Visualization  
 Verbal self cueing  
 Self-talk (repetition of task/goal)  
 Visual cues (post its, leave item in view)  
 Auditory Cues (alarms, timers)  
 Take notes  
 Decrease distractions  
 Modify Environment  
 Take breaks  
 Break task into parts

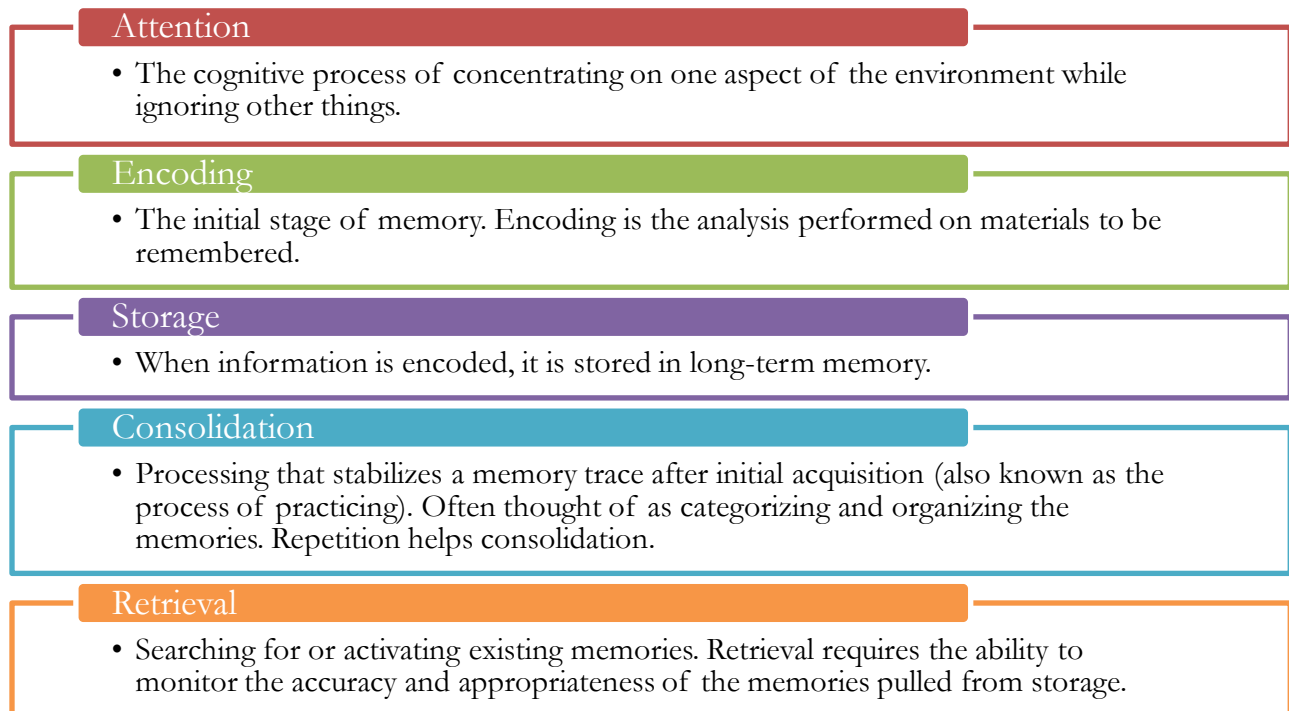
## 2: Sustained and Selective Attention

### Session 1: The Memory System<sup>5-7</sup>

#### Stages of memory storage



#### Steps of the memory process



**What is attention?**<sup>8,9</sup>**Focused attention:**

The ability to respond discretely to particular visual, auditory, or tactile stimulation.

**Sustained attention:**

The ability to sustain a steady response during continuous activity. It is commonly called concentration.

**Selective attention:**

The ability to maintain attention with distracting or competing stimuli present. These distractions may be either external (noise) or internal (worries).

**Alternating attention:**

The ability to shift focus between tasks or shift attention from one thing to another.

**Divided attention:**

The ability to simultaneously respond to multiple tasks or to do more than one activity at a time.

<b>Examples:</b>	
Reading an operational manual	Sustained
Reading emails with the radio on	Sustained & Selective
Answering text messages while listening for basketball scores on the television	Sustained & Alternating
Talking with a friend and listening for your name while waiting to be seated at a restaurant	Sustained & Divided
Talking on the cell phone	Sustained
Talking on the cell phone while watching a football game	Sustained & Selective
Ordering pizza on the phone and asking someone in the room for toppings	Sustained & Alternating
Talking on the cell phone while driving a car (not recommended)	Sustained & Divided



## Specialist Smith case study

Specialist Smith was injured in an improvised explosive device (IED) blast to a mine-resistant ambush-protected (MRAP) vehicle 9 months ago, resulting in a concussion and a fracture to the hand. Specialist Smith works in the motor pool and complains his job has become more difficult. He thinks he is spacing out at work. He has difficulty figuring out what to do when asked to do simple things, such as determining when to change the oil in the truck fleet. He forgets to complete vehicle inspections on time. During peak times at work, Specialist Smith frequently mixes up repair orders for different vehicles. He thinks the difficulty is due to answering the office phone, responding to emails and attending to people in the office at the same time.

Specialist Smith has difficulty managing his work schedule around his bi-weekly Occupational Therapy appointments for his hand rehabilitation. He attends approximately one-half of his scheduled appointments. Often, Specialist Smith remembers his appointments 15 minutes after the scheduled start time.

Specialist Smith also frequently misplaces his hat and keys at home. Sometimes he forgets to take his morning and evening medications. He reported no thinking difficulties prior to his injuries in May.

Specialist Smith is married and the father of two children, ages 5 and 2. He and his family reside on post. In the near future, the Smiths want to buy their own home near good schools. Specialist Smith is unsure if he can afford to make this move. He reports limited income and excessive credit card debt. He reports he has lost control of what and to whom he owes since his injuries. He wants to be the family financial manager because his wife is “worse with numbers than I am.”

Specialist Smith desires to get an associate degree in criminal justice. He failed a history course 2 months ago. He had difficulty retaining the large amount of information needed to pass the course. He spaced out during the lectures and became easily distracted by many things to include noises outside the classroom windows and thinking about his plans for dinner. He was also distracted when studying at home because his home has an open floor plan, and he could not concentrate while the kids were playing in the living room. When he attempted to study after the kids went to bed, he often ran out of time because he would not begin his assignments until very late at night. Furthermore, Specialist Smith did poorly in school because he had to read the information over and over again to understand it.

Specialist Smith is in charge of getting dinner started, a task he previously enjoyed. He no longer enjoys cooking because he often burns the food, forgetting he has something on the stove. When cooking, he often gets distracted by tasks including answering supervisor’s text messages, folding laundry and helping children with homework.

## Optimizing attention: environmental strategies

<b>Reduce external distractions</b>	<ul style="list-style-type: none"> <li>• Turn off the music or television, or use ear plugs</li> <li>• Minimize visual clutter</li> </ul>
<b>Modify your surroundings</b>	<ul style="list-style-type: none"> <li>• Find a quiet area</li> <li>• Rearrange furniture, close curtains</li> <li>• Ensure adequate lighting</li> <li>• Set desk/chair height to comfortable position at work</li> <li>• Set room temperature on the cool side to help keep you alert</li> </ul>
<b>Set alarms</b>	<ul style="list-style-type: none"> <li>• Set alarms as reminders for pending tasks to decrease the distraction of watching the clock</li> </ul>
<b>Modify times</b>	<ul style="list-style-type: none"> <li>• Use your individual best time, such as morning or afternoon, to focus on a task requiring attention to detail</li> <li>• Allow yourself time when changing tasks</li> <li>• When changing tasks, verbalize what you are currently doing</li> <li>• If you know you will be interrupted, work on a very familiar mundane task</li> </ul>
<b>Take breaks</b>	<ul style="list-style-type: none"> <li>• If you notice you are becoming distracted, take a short break and then return to the task at hand</li> <li>• Use the “High Priority/Low Priority” strategies for organization</li> <li>• Break tasks into smaller steps; mark off on a checklist after each task is completed</li> </ul>
<b>Focus on one task</b>	<ul style="list-style-type: none"> <li>• You may perform inadequately if juggling too many tasks at once</li> </ul>
<b>Avoid interruptions</b>	<ul style="list-style-type: none"> <li>• Use “Do Not Disturb” signs</li> <li>• Gather supplies before starting activity (pen, paper)</li> <li>• Turn off phone ringer</li> </ul>
<b>Be an active communication partner</b>	<ul style="list-style-type: none"> <li>• Ask questions during conversations to ensure clear understanding</li> <li>• Repeat information from conversations (paraphrase)</li> </ul>
<b>Improve sleep</b>	<ul style="list-style-type: none"> <li>• Sleep deprivation causes difficulty with paying attention</li> </ul>
<b>Decrease stress</b>	<ul style="list-style-type: none"> <li>• Internal distracters focus attention away from the task at hand</li> </ul>
<b>Exercise</b>	<ul style="list-style-type: none"> <li>• A healthier body helps your thinking skills</li> </ul>
<b>Use of sensory input to increase concentration</b>	<ul style="list-style-type: none"> <li>• Chew gum</li> <li>• Squeeze stress ball for hand</li> <li>• Tap a pencil or your foot</li> </ul>
<b>Use an idea log</b>	<ul style="list-style-type: none"> <li>• Designate a notebook or use voice recorder on smart phone</li> </ul>
<b>White noise</b>	<ul style="list-style-type: none"> <li>• Background music or fans may help block out surrounding distractions</li> </ul>
<b>Set a designated location</b>	<ul style="list-style-type: none"> <li>• Use the same location to keep key items in one place (cell phone and charging station, wallet, hat and key hangers)</li> </ul>
<b>Handling Interruptions</b>	
<b>Sticky notes</b>	<ul style="list-style-type: none"> <li>• Use sticky notes as place holders for tasks; note where you stopped and what action is pending, what you did last and what you will do next</li> <li>• When reading, use as place markers</li> <li>• Use visual cues: take lunch, grab keys, lock door, take medications</li> </ul>
<b>Phone calls</b>	<ul style="list-style-type: none"> <li>• Allow phone calls to go to voice mail and answer later</li> </ul>

### Identifying distractions

Fill in the spaces below with tasks you identify as having difficulty completing due to distractions. Indicate possible modifications to help minimize distractions. Add items throughout this week and complete by end of week.

<b>Specialist Smith</b>			
<b>Date</b>	<b>Task</b>	<b>Distractors</b>	<b>Possible Modifications</b>
12/11	Cooking	-Children playing in living room -Laundry	-Quiet activity time for children -Start laundry and set timer to check
12/15	Attending class lecture	-View outside window -Noises in back of room -Thinking about dinner	-Sit close to speaker -Plan menu ahead
12/19	Completing work orders	-Interruptions: phone, email, customers	-Turn off email -Place caller on hold to mark stopping point
<b>Your individual tasks</b>			
<b>Date</b>	<b>Task</b>	<b>Distractors</b>	<b>Possible Modifications</b>

## Session 2: APT-3 Generalization Form<sup>2</sup>

DATE:



Example:

APT-3 Task	Strategies Used in APT-3	How does this APT-3 activity relate to a real life situation?	Identify a strategy you could apply in this real life situation?
<i>Listen for number 1</i>	<i>Self-talk (repeat target to self)</i>	<i>Scanning through emails and looking for a specific date.</i>	<i>As you are scanning, say the date aloud over and over. It will be easy to identify when what you see matches what you hear.</i>

APT-3 Task	Strategies used during the APT-3 exercise	How does this APT-3 activity/task relate to a real life situation?	Identify a strategy you could apply in this real life situation?

### APT-3 Strategy Examples

- Re-auditorizing
- Visualizing
- Verbal self cueing
- Counting on fingers
- Closing eyes
- Breathing
- Pacing
- Body alert
- Looking at screen
- Working toward a goal
- Self-talk
- Rewards self

- Breathing/relaxation
- Clinician encouragement
- Repeating instructions
- Writing a reminder

### Generalization Strategy Examples

- Visualization
- Verbal self cueing
- Self-talk (repetition of task/goal)
- Visual cues (post its, leave item in view)
- Auditory Cues (alarms, timers)
- Take notes
- Decrease distractions
- Modify Environment
- Take breaks
- Break task into parts

### Session 3: Attention Energy Management

Organize your day according to the attention demands of the task at hand and the consequences of performance (see Table 4.2).<sup>10</sup> On average, an individual can maintain his or her attention for approximately 20 minutes and then benefit from at least a 15 to 30 second break.

Things to think about when you have difficulty paying attention include the following:

- Difficulty of the task
- Familiarity of the task
- Enjoyment of the task
- Intensity of the distraction

**Table 4.2. Consequences of tasks**

<b>Example</b>	<b>Cognitive demand</b>	<b>Performance factors</b>	<b>Consequence level</b>	<b>Best Time</b>
Folding laundry	Easy	Errors acceptable	Low	Limited ability to pay close attention Pain/physical symptoms manageable Limited control of distractions in environment
Online banking	Difficult	No margin of error	High	Well-rested Most alert Controlled pain/physical symptoms Quiet environment

## Specialist Smith case study

Specialist Smith was injured in an IED blast to an MRAP vehicle 9 months ago, resulting in a concussion and a fracture to the hand. Specialist Smith works in the motor pool and complains his job has become more difficult. He thinks he is spacing out at work. He has difficulty figuring out what to do when asked to do simple things, such as determining when to change the oil in the truck fleet. He forgets to complete vehicle inspections on time. During peak times at work, Specialist Smith frequently mixes up repair orders for different vehicles. He thinks the difficulty is due to answering the office phone, responding to emails and attending to people in the office at the same time.

Specialist Smith has difficulty managing his work schedule around his bi-weekly Occupational Therapy appointments for his hand rehabilitation. He attends approximately one-half of his scheduled appointments. Often, Specialist Smith remembers his appointments 15 minutes after the scheduled start time.

Specialist Smith also frequently misplaces his hat and keys at home. Sometimes he forgets to take his morning and evening medications. He reported no thinking difficulties prior to his injuries in May.

Specialist Smith is married and the father of two children, ages 5 and 2. He and his family reside on post. In the near future, the Smiths want to buy their own home near good schools. Specialist Smith is unsure if he can afford to make this move. He reports limited income and excessive credit card debt. He reports he has lost control of what and to whom he owes since his injuries. He wants to be the family financial manager because his wife is “worse with numbers than I am.”

Specialist Smith desires to get an associate degree in criminal justice. He failed a history course 2 months ago. He had difficulty retaining the large amount of information needed to pass the course. He spaced out during the lectures and became easily distracted by many things to include noises outside the classroom windows and thinking about his plans for dinner. He was also distracted when studying at home because his home has an open floor plan, and he could not concentrate while the kids were playing in the living room. When he attempted to study after the kids went to bed, he often ran out of time because he would not begin his assignments until very late at night. Furthermore, Specialist Smith did poorly in school because he had to read the information over and over again to understand it.

Specialist Smith is in charge of getting dinner started, a task he previously enjoyed. He no longer enjoys cooking because he often burns the food, forgetting he has something on the stove. When cooking, he often gets distracted by tasks including answering supervisor’s text messages, folding laundry and helping children with homework.

**Attention energy demands with tasks<sup>10</sup>**

Identify your attention energy demands with personal, family, work and household-related tasks	Consequence level	Difficulty level	Best time of day
	High or low	Tough or easy	Time
<b>Household/family</b> <i>fold laundry</i>	<i>low</i>	<i>easy</i>	<i>evening, watching TV</i>
<b>Household</b> <i>pay bills</i>	<i>high</i>	<i>tough</i>	<i>after kids' bedtime</i>
<b>Work</b> <i>preparing work orders</i>	<i>low</i>	<i>easy</i>	<i>afternoon</i>
<b>Personal</b> <i>studying for test</i>	<i>high</i>	<i>tough</i>	<i>early morning</i>

## Session 4: APT-3 Generalization Form<sup>2</sup>

DATE:



Example:

APT-3 Task	Strategies Used in APT-3	How does this APT-3 activity relate to a real life situation?	Identify a strategy you could apply in this real life situation?
<i>Listen for number 1</i>	<i>Self-talk (repeat target to self)</i>	<i>Scanning through emails and looking for a specific date.</i>	<i>As you are scanning, say the date aloud over and over. It will be easy to identify when what you see matches what you hear.</i>

APT-3 Task	Strategies used during the APT-3 exercise	How does this APT-3 activity/task relate to a real life situation?	Identify a strategy you could apply in this real life situation?

### APT-3 Strategy Examples

- Re-auditorizing
- Visualizing
- self cueing
- Counting on fingers
- Closing eyes
- Breathing
- Pacing
- Body alert
- Looking at screen
- Working toward a goal
- Self talk
- Rewards self

- Breathing/relaxation
- Clinician encouragement
- Repeating instructions
- Writing a reminder

### Generalization Strategy Examples

- Visualization
- Verbal self cueing
- Self talk (repetition of task/goal)
- Visual cues (post its, leave item in view)
- Auditory Cues (alarms, timers)
- Take notes
- Decrease distractions
- Modify Environment
- Take breaks
- Break task into parts



## Session 5: Optimizing attention: environmental strategies

<b>Reduce external distractions</b>	<ul style="list-style-type: none"> <li>• Turn off the music or television, or use ear plugs</li> <li>• Minimize visual clutter</li> </ul>
<b>Modify your surroundings</b>	<ul style="list-style-type: none"> <li>• Find a quiet area</li> <li>• Rearrange furniture, close curtains</li> <li>• Ensure adequate lighting</li> <li>• Set desk/chair height to comfortable position at work</li> <li>• Set room temperature on the cool side to help keep you alert</li> </ul>
<b>Set alarms</b>	<ul style="list-style-type: none"> <li>• Set alarms as reminders for pending tasks to decrease the distraction of watching the clock</li> </ul>
<b>Modify times</b>	<ul style="list-style-type: none"> <li>• Use your individual best time, such as morning or afternoon, to focus on a task requiring attention to detail</li> <li>• Allow yourself time when changing tasks</li> <li>• When changing tasks, verbalize what you are currently doing</li> <li>• If you know you will be interrupted, work on a very familiar mundane task</li> </ul>
<b>Take breaks</b>	<ul style="list-style-type: none"> <li>• If you notice you are becoming distracted, take a short break and then return to the task at hand</li> <li>• Use the “High Priority/Low Priority” strategies for organization</li> <li>• Break tasks into smaller steps; mark off on a checklist after each task is completed</li> </ul>
<b>Focus on one task</b>	<ul style="list-style-type: none"> <li>• You may perform inadequately if juggling too many tasks at once</li> </ul>
<b>Avoid interruptions</b>	<ul style="list-style-type: none"> <li>• Use “Do Not Disturb” signs</li> <li>• Gather supplies before starting activity (pen, paper)</li> <li>• Turn off phone ringer</li> </ul>
<b>Be an active communication partner</b>	<ul style="list-style-type: none"> <li>• Ask questions during conversations to ensure clear understanding</li> <li>• Repeat information from conversations (paraphrase)</li> </ul>
<b>Improve sleep</b>	<ul style="list-style-type: none"> <li>• Sleep deprivation causes difficulty with paying attention</li> </ul>
<b>Decrease stress</b>	<ul style="list-style-type: none"> <li>• Internal distracters focus attention away from the task at hand</li> </ul>
<b>Exercise</b>	<ul style="list-style-type: none"> <li>• A healthier body helps your thinking skills</li> </ul>
<b>Use of sensory input to increase concentration</b>	<ul style="list-style-type: none"> <li>• Chew gum</li> <li>• Squeeze stress ball for hand</li> <li>• Tap a pencil or your foot</li> </ul>
<b>Use an idea log</b>	<ul style="list-style-type: none"> <li>• Designate a notebook or use voice recorder on smart phone</li> </ul>
<b>White noise</b>	<ul style="list-style-type: none"> <li>• Background music or fans may help block out surrounding distractions</li> </ul>
<b>Set a designated location</b>	<ul style="list-style-type: none"> <li>• Use the same location to keep key items in one place (cell phone and charging station, wallet, hat and key hangers)</li> </ul>
<b>Handling Interruptions</b>	
<b>Sticky notes</b>	<ul style="list-style-type: none"> <li>• Use sticky notes as place holders for tasks; note where you stopped and what action is pending, what you did last and what you will do next</li> <li>• When reading, use as place markers</li> <li>• Use visual cues: take lunch, grab keys, lock door, take medications</li> </ul>
<b>Phone calls</b>	<ul style="list-style-type: none"> <li>• Allow phone calls to go to voice mail and answer later</li> </ul>

## Enhance your space

Specialist Smith is now ready to continue with his educational goal. He is preparing to take the remaining classes needed to complete his degree. He could benefit from suggestions regarding furniture placement in his house, specifically for setting up a homework area to avoid possible distractions. Consider that he lives across the street from a busy park. Do you have any suggestions for his work surroundings?

### Address each of the sections

Seating: *Is there a time when standing is optimal for work?*

---

Visual space: *location and views outside windows, wall colors, decorations, wall prints*

---

Auditory stimulation: *white noise*

---

Lighting: *task lighting (desk lamps), room lighting*

---

Fidget tasks: *chew gum, squeeze ball*

---

Supplies: *electronic equipment, office supplies*

---

Use the furniture grid layout to map your work space. Given your current work/home environment, how can the suggestions above be applied to your space?

---



---



---



---

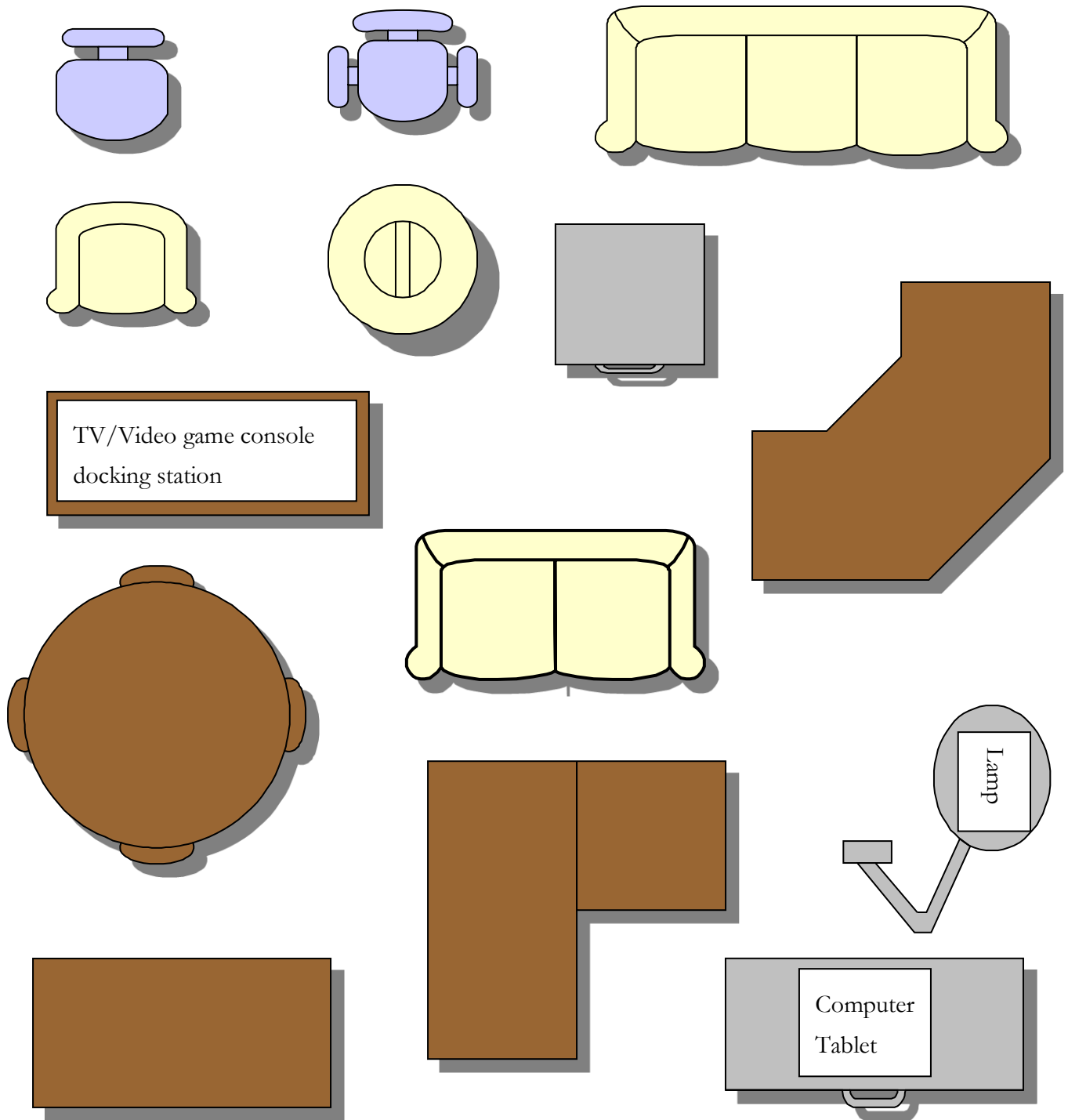


---



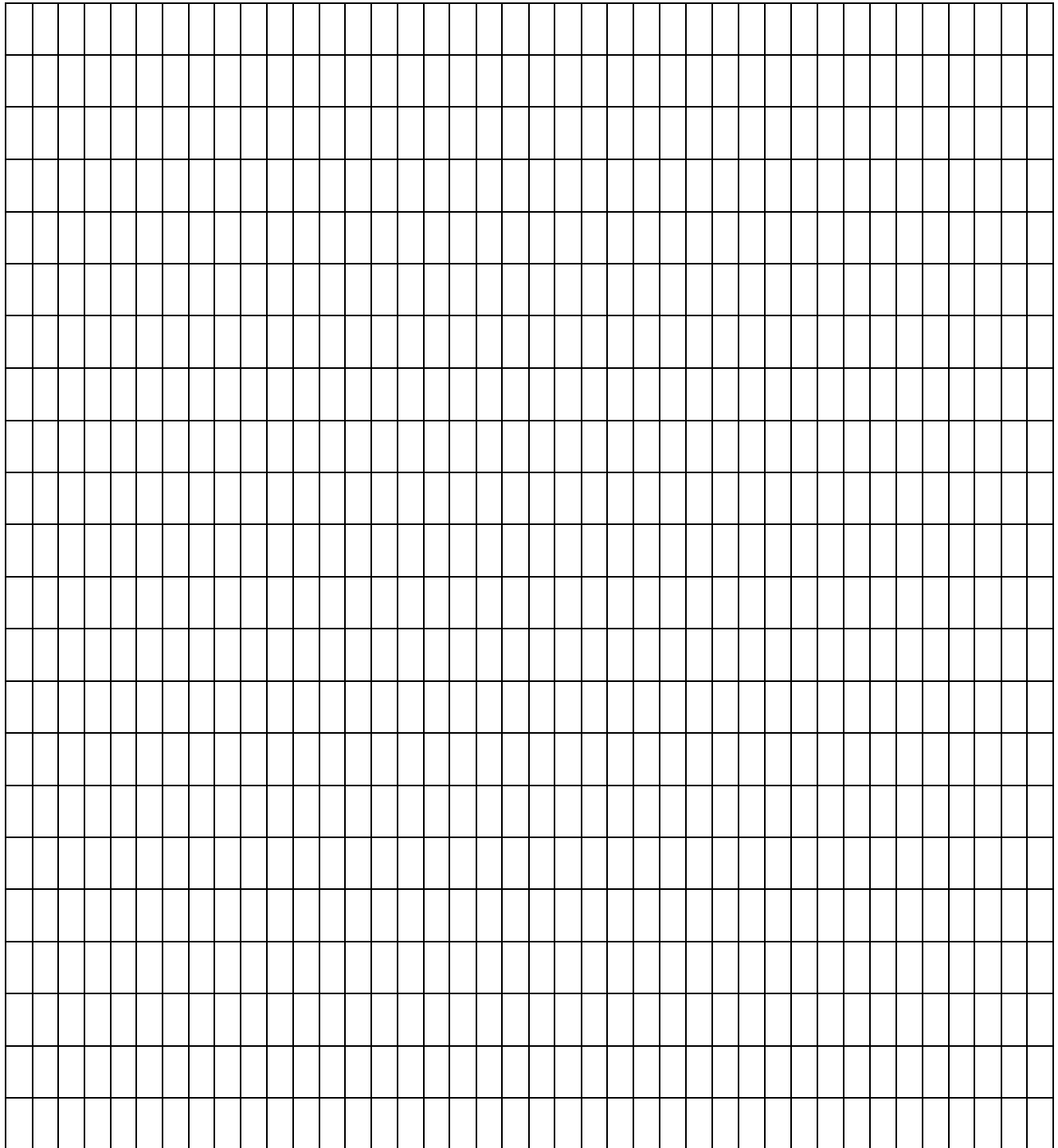
---

### Furniture placement



### Draw your room to scale

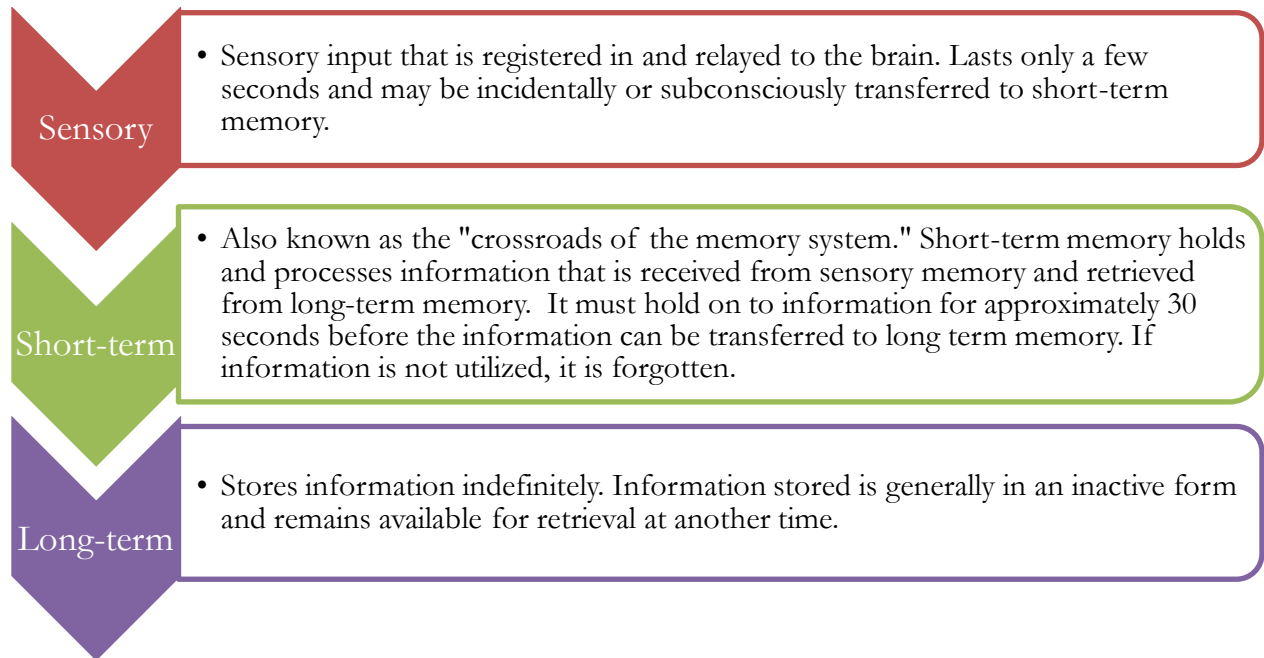
Draw your room to scale using this grid.



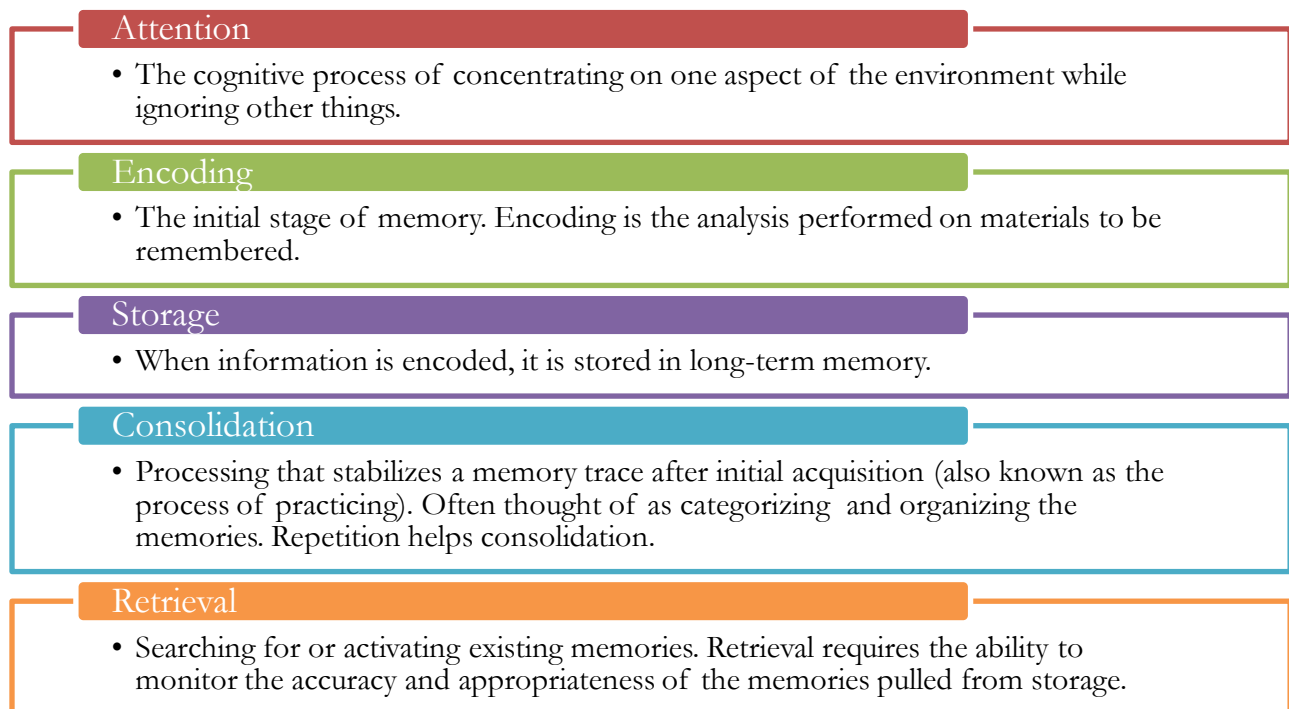
## 3: Memory and Learning

### Session 1: The Memory System<sup>5-7</sup>

#### Stages of memory storage



#### Steps of the memory process



## Daily effects of memory and attention difficulties

Common difficulties following concussion and brain injury include remembering information and events that occurred following injury. Typically, memories before the injury are unaffected. Memory and learning difficulties can negatively affect individuals in their personal lives, ability to function at home, and the way they perform at work and school.

### Common memory difficulties that affect home and personal life include forgetting the following:

- Birthdays and anniversaries
- To pay bills
- Whether you left the stove or iron on
- Where you placed your car keys
- Groceries (e.g., items on list & bags in your car)
- Where you placed various items around your house
- To do daily chores around the house (examples: take out trash, unload the dishwasher)
- Details from conversations

### Common memory difficulties that can affect work and school include forgetting the following:

- Appointment and meeting times
- Meeting locations
- People's names
- Telephone numbers
- Details of things you have read
- To pass on a message
- To check your calendar

Many of these difficulties with memory and attention are experienced by the general population. Although you may be experiencing them for the first time or more often than before, some of the strategies you can use to improve your functioning are basic strategies commonly used by others around you. One study<sup>11</sup> revealed some things people with and without mild TBI forget:

“Symptom”	Percentage of people who forget
Forgets telephone numbers	58%
Forgets people's names	48%
Loses car keys	31%
Forgets groceries	28%
Loses items around the house	17%
Forgets content of daily conversations	17%

## Internal memory strategies

Internal Memory Strategies		
Internal memory strategies are often used to help you process information in a way that improves your ability to encode, consolidate and retrieve information more easily.		
Strategy	Definition	Examples
<b><u>Visual Imagery</u></b>	Create an image in your mind of something that you want to remember.	Visualize yourself driving when you are listening to directions. Picture yourself turning at the light.
<b><u>Active observation</u></b>	Observe and actively pay attention to your environment.	Actively pay attention to your surroundings while driving.
<b><u>Association</u></b>	Relate something that is unfamiliar to something with which you are already familiar.	Recall a family member's birthday by relating it to a major holiday, names, places, dates, concepts.
<b><u>Rehearsal</u></b>	Repeat information in your mind or aloud to improve encoding.	Repeat something quickly to yourself for immediate recall, such as a phone number. Repeat something over a longer period of time to encode for delayed recall or store in your long-term memory, such as facts from class or someone's names.
<b><u>First letter cues</u></b>	Focus on the first letter of a word, name, or phrase to help learn or memorize it. Use the first letter as a cue to retrieve that word.	Mnemonics (Sugar, Tea, Eggs, Milk spell STEM) (Never Eat Sour Watermelons to remember North, East, South, West).  Acronyms (BSEP; Basic Skills and Education Program).
<b><u>Rhymes (sayings)</u></b>	Link ideas and facts together by rhyming, developing patterns between words or lyrics.	"i" before "e" except after "c."
<b><u>Categorizing</u></b>	Group information into meaningful sets.	Need to remember 6 things to get from the storage shed (2 boxes of baseball equipment, 1 box of ski gear, 2 boxes of study manuals, 1 box of baby toys).
<b><u>Story method</u></b>	Develop a story that incorporates all of the things you want to remember.	Kingdom, Phylum, Class, Order, Family, Genus, Species <i>I will rule the <u>kingdom</u>. And my people, I will <u>fil' em'</u> (<u>phylum</u>) by <u>class</u>. I will be able to <u>order my family</u> around. I will be the most <u>genius</u> (<u>genus</u>) of our <u>species</u>.</i>
<b><u>Chunking</u></b>	When reciting word or numbers for immediate memory, chunk them into threes or twos.	When memorizing a driver's license number, break up the number into patterns.

**Word recall (Part 1)**

Use one or more of the internal memory strategies on the previous page to encode or remember the following list of words. Feel free to mark on this paper.

Hammer

Hospital

Rosebud

Gorilla

Hot Dog

Lunch

Anniversary

Skateboard

Racetrack

Tweet



**Word recall (Part 2)**

**Now write the list of words below.**

**How many words were you able to remember?**

**What strategy/strategies did you use to remember the words?**

**Metacognitive rating scale<sup>2</sup>****Rate the following regarding this exercise**

How hard did your brain work on that exercise?

0	1	2	3	4	5	6	7	8	9	10
Super Easy					Had to think			Crazy Hard		

How motivated were you to complete that exercise?

0	1	2	3	4	5	6	7	8	9	10
I gave up		I spaced out			I was pretty			I was in the zone		
		for some of it			focused					

## Everyday Ways to Use Internal Memory Strategies

Visual Imagery	Active observation	Association
Rehearsal	First letter cues	Rhymes (sayings)
Categorizing	Story method	Chunking

**Identify the internal memory strategy that was used to improve memory and learning in the situations below.**

Mary frequently gets lost. Now, when she gets directions, she asks for landmarks and creates pictures of them in her mind. She stated that it helps her to picture herself turning right past the drugstore, versus turning right at the second stoplight.

*Which strategy is she using?* \_\_\_\_\_

Brittany always forgets her friends' birthdays. She currently relies on her cell phone calendar to remember them. However, she has made it a personal goal to recall the dates independently.

Brittany has tried using repetition no success. Now, she is looking at the months and days. She is trying to make correlations to other holidays, events or even particular numbers that stand out. For instance "Rebecca and Mary's birthdays are both on the 18th. However, one is in January and one is in November."

*Which strategy might represent the technique she is using?* \_\_\_\_\_

Dan just opened his own medical practice. He thinks it is very important to remember his patients' full names when he sees them in his office or in the community. Dan originally tried using their name frequently during their first few appointments. Dan said things like, "Have a nice day Bob" versus just "okay, have a nice day."

*Which strategy is he using?* \_\_\_\_\_

When this strategy does not work, Dan tries to pair the name of the new person with someone he already knows with that name (such as a relative or even a famous person).

*Which strategy is he using?* \_\_\_\_\_

Zoe has problems remembering information from conversations. Sometimes, she forgets facts she needs to remember. For example, she forgets things her friends might say like, “Meet me at the movie theatre at 3:30 on Saturday so we can get the matinee discount.” Zoe forgets general information from conversations. For example, she forgets when a coworker tells her, “My daughter just joined gymnastics this year and has been doing really well in competition.” Zoe always feels bad when she has to be reminded of these things.

Zoe realizes she can’t write down everything, so she has been trying out some new techniques. To remember dates and times from a conversation, she might repeat the important facts aloud (“So, I will meet you at the theatre at 3:30 because that is 30 minutes before the movie starts.” or “Oh, so your daughter has been in gymnastics for one year? That’s great. How often does she compete?”). Zoe thinks repeating what she had heard is helpful.

*Which strategy is she using?* \_\_\_\_\_

Michael is taking a safety course at his job and is nervous about the quiz at the end. There are many rules and steps to remember. He was trying to remember the steps to manipulate a fire extinguisher. Michael kept repeating the steps, but they would not “stick.” A friend sitting next to him said, “My wife learned a way to remember the steps at her job by using the word PASS (Pull, Aim, Squeeze, Sweep).”

*Which strategy is this?* \_\_\_\_\_

Adam is having difficulty remembering how many medications to take each day. He knows which medication is for what; however, Adam just cannot remember the correct doses (1 of this, 2 of that). Therefore, Adam came up with a solution to this problem. His solution is to state in the morning: “2 for pain, 3 for gain” and state at night: “3 for head, 4 for bed.”

*Which strategy is he using?* \_\_\_\_\_

Erica has a new workout routine at the gym recommended by her Physical Therapist. She tried carrying around a note card with the activities written on it; however, she frequently lost the note card. Erica decided she needed to memorize the list of exercises instead. In the clinic, the exercises are typically written on paper or whiteboards. When Erica is memorizing the exercises, she tries to group them by the area in which she was working such as “legs, arms” and “biceps, hamstrings.” With her new method, Erica is able to complete her workout consistently.

*Which strategy is this?* \_\_\_\_\_



## Session 2: APT-3 Generalization Form<sup>2</sup>

DATE:



Example:

APT-3 Task	Strategies Used in APT-3	How does this APT-3 activity relate to a real life situation?	Identify a strategy you could apply in this real life situation?
<i>Listen for number 1</i>	<i>Self-talk (repeat target to self)</i>	<i>Scanning through emails and looking for a specific date.</i>	<i>As you are scanning, say the date aloud over and over. It will be easy to identify when what you see matches what you hear.</i>

APT-3 Task	Strategies used during the APT-3 exercise	How does this APT-3 activity/task relate to a real life situation?	Identify a strategy you could apply in this real life situation?

**APT-3 Strategy Examples**

- Re-auditorizing
- Visualizing
- Verbal self cueing
- Counting on fingers
- Closing eyes
- Breathing
- Pacing
- Body alert
- Looking at screen
- Working toward a goal
- Self-talk
- Rewards self

- Breathing/relaxation
- Clinician encouragement
- Repeating instructions
- Writing a reminder

**Generalization Strategy Examples**

- Visualization
- Verbal self cueing
- Self-talk (repetition of task/goal)
- Visual cues (post its, leave item in view)
- Auditory Cues (alarms, timers)
- Take notes
- Decrease distractions
- Modify Environment
- Take breaks
- Break task into parts

### Session 3: Quiz: Memory Strategy Pop Quiz

# ➔ MEMORY STRATEGY POP QUIZ ➔

Name five internal strategies that can be used to improve memory/learning.	
1	
2	
3	
4	
5	

## What would you do?

What internal strategies would you use to improve memory and learning in these situations? In other words, what strategies would you use to help you learn and encode this information in preparation for not referring to an external system in the future?

1. Learn directions to the new gym on post.

- Look at a copy of the map to give me a visual picture of the directions.
- Repeat the directions out loud.
- Use visual cues in the environment (turn by the bank).

☞ These are all ways to improve your learning of the directions and possibly learn how to get there without using an external system, such as global positioning system

2. Learn the name of your friend's spouse and children.

- 
- 

3. Memorize the Non-Commissioned Officer's Creed.

- 
- 

4. Memorize four objectives to present during an oral briefing.

- 
- 

**BONUS QUESTION:** You are on leave and go to your local gardening center with the intention of buying grass seed. The clerk said that he used to work for a landscaping company and has the best system for planting new grass, which never fails. He begins to tell you the system; however, you do not have a pen or paper. You left your phone in the car. You need to remember this on your own:

*1. Ground Preparation – leveling*

*2. Seeding*

*3. Fertilize – 5-10-31 level starter fertilizer*

*4. Water – water for 4-6 days after you see grass break through ground*

What would you do to encode these steps?

- 
- 
-

## Practice makes perfect – learning internal memory strategies

When you are unable to write down information, internal memory strategies may come in handy. Present your client with each bit of information or scenario and encourage him/her to apply internal memory strategies to encode the information.

**1. Remember these words:** car engine keys mirror seatbelt

**2. Remember these words:** oven remote book scissors radio

**3. Listen carefully:** “Please go to the office and get me the receipts, calculator, cell phone, and water bottle....Oh, yeah, and my red pen.”

**4. Listen carefully:** Susan decided to run errands on Saturday morning. First, she went to the bakery to get some cranberry walnut bread for Sunday brunch. Then, she went to the post office to mail a birthday present. Finally, she stopped at the mechanic to get her oil changed.

*What did Susan do on Saturday?*

**5. Listen to the following instructions. When I complete presenting the instructions I will tell you to carry them out. Complete your drawing on your answer sheet in the fifth box.**

Draw two circles side by side with the one on the left slightly smaller than the one on the right. Divide the big circle in half with a horizontal line. In the top half write your name. Shade in the small circle.

**6. Listen carefully:** “Hi, this is Samantha calling from Dr. Williams’ office. Dr. Williams is out today and would like to reschedule your appointment for next week, Wednesday at 1300. Please let us know if you will be able to attend this appointment.”

*Who left the message?*

*For what date and time was your appointment reschedule?*















**7. Listen carefully:** “Hey, David called and said we are moving game night to Mike’s house. He lives on Main Street. Take Interstate 10 west until you reach the Hillside exit. Take a right on the first road by the gas station, and his subdivision is on the left. It is called Rolling Hills, and the gate code is 246.”

*What are the directions to Mike’s house?*

*What is the subdivision name and the gate code?*



## External cognitive aids to improve memory and learning

	Type of Device	What do you do with the systems?	How can it be used to improve learning (“store, learn, retain”)
<b>Taking notes</b>	<ul style="list-style-type: none"> <li> Notebooks</li> <li> Note cards</li> <li> Paper</li> <li> Smartphone, tablet or computer</li> </ul>	<ul style="list-style-type: none"> <li>→ Take notes during meetings, lectures and conversations.</li> <li>→ Take notes while reading information to extract key terms and main ideas.</li> </ul>	<p>Notes typically consist of key parts, and therefore help you break down the amount of information you are trying to learn.</p> <p>The act of writing helps you pay attention to the information and helps you retain it.</p>
<b>Color coding</b>	<ul style="list-style-type: none"> <li> Highlighters</li> <li> Colored pens/Pencils</li> <li> Colored “sticky notes”</li> <li> Commercially produced colored tabs</li> </ul>	<ul style="list-style-type: none"> <li>→ Highlight similar types of information in the same color.</li> <li>→ When placing color coded tabs, have a system for the colors.</li> </ul>	<p>Our minds will often link information together. Actively color coding information helps your brain organize it as you are trying to learn.</p> <p>Many people are visual learners and associate something visual with a word or term.</p>
<b>Recorders</b>	<ul style="list-style-type: none"> <li> Handheld recorders</li> <li> Recorders located on pens</li> <li> Recorders located on smartphones</li> <li> Recorders located on computers</li> </ul>	<ul style="list-style-type: none"> <li>→ Record lectures, meetings and conversations (with permission).</li> <li>→ Record yourself reading materials from a manual or textbook.</li> </ul>	<p>Using recordings allows for easy repetition of materials.</p> <p>If you are an auditory learner, using recordings allows you to encode the information in an area of strength for you.</p>
<b>Other devices and systems</b>	<ul style="list-style-type: none"> <li> “Smart pens”</li> <li> Digital cameras</li> </ul>	<ul style="list-style-type: none"> <li>→ “Smart pens” are able to track what you are writing.</li> <li>→ Take pictures of charts in book, diagrams written on board, etc.</li> </ul>	<p>Using smart pens allows you to transfer between taking handwritten notes and recording auditory information when necessary.</p> <p>Using digital cameras allows you to capture diagrams and notes quickly.</p>

## Using external strategies

**Examples of using external strategies: Which one do you prefer?**

### EQUIPMENT OPERATION, MAINTENANCE, AND REPAIR MANUAL DEVELOPMENT SECTION A – Requirements of Manual Construction/Development

#### A.1 General Requirements

The contractor should provide four finalized copies of the Equipment Operation, Maintenance, and Repair Manuals. In addition to these comprehensive manuals, two separate manuals for each service should also be submitted (i.e., electrical, plumbing). The manuals should be submitted and approved by the owner 60 days before completion of the project (signified by date facility will be in operation, which includes initial operations by employees of the company or organization). Should manuals be submitted after the 60 day deadline, the contractor will be charged \$1,000.00 per day until manuals are received.

**Underline**

#### A.2 Specific Requirements of the Manuals

**Highlight**

A.2.1 Equipment is defined as a single piece of equipment operating alone or in conjunction with other equipment to accomplish a system function.

*-3-ring binder*

A.2.2 System is a combination of one or more pieces of equipment that function together to accomplish a purpose (i.e., a network system is composed of many pieces of equipment: hard drives, wires, modems, etc.)

*-no bigger than 4 inches*

#### A.2.3 Binder Specifications

*-width 1 inch*

Manuals should be placed in hard cover three-ring binders. Binder width should be one inch larger than the minimal amount required to hold the specified document. Binder width should not be larger than four inches. If a binder would exceed four inches based on the prior specification (one inch more than minimum) then the material should be placed in two binders labeled PART 1 and PART 2. Binders should also be labeled with EQUIPMENT OPERATION, MAINTENANCE, AND REPAIR MANUAL on both the spine and the front cover in addition to the contract number.

*longer than width of materials*

*Materials = 1 in. then*

*Binder = 2 in.*

*Label on spine cover*

**Take Notes**

## Intentional Reading Form

An Intentional Reading Form may be used to take organized notes while reading.<sup>12</sup> Above each column are suggestions of information you could write. You may print out samples such as this table or just use the concept while writing on regular notebook paper.

Intentional Reading Form	
<ul style="list-style-type: none"><li>◆ Important Facts &amp; Information</li></ul>	<ul style="list-style-type: none"><li>◆ Questions</li><li>◆ Reminds you of...</li><li>◆ Diagrams &amp; Charts</li><li>◆ Things you need to look up...</li><li>◆ Page numbers</li></ul>
<p>Two primary areas of immigration from 1821-1860:</p> <ul style="list-style-type: none"><li>- Ireland</li><li>- German States</li></ul>	<p>Refer to pie chart and graph on page 225.</p>

PQRST & SQ3R<sup>13,14</sup>

<h2>PQRST &amp; SQ3R</h2>	
PQRST	<p><b>Preview</b>—Read through information once to become introduced to it</p> <p><b>Question</b>—Question yourself about what you have read</p> <p><b>Read</b>—Reread the passage to find the answers to any questions that you did not quite understand</p> <p><b>State/Summary</b>—Literally state the answers to those questions</p> <p><b>Test</b>—Reread the passage to check and ensure your answers were correct</p>
	<ul style="list-style-type: none"> <li>-Scan the headings or titles</li> <li>-Scan through key or bold words</li> <li>-Read summaries</li> <li>-Develop questions from the headings or subheadings</li> <li>-Develop questions that you expect to be asked during a test or exam</li> <li>-Use pre-developed questions if available at the beginning or end of the passage</li> <li>-As you read, answer the questions</li> <li>-Reflect on what you read</li> <li>-Attempt to associate new information you read to something you already know</li> <li>-State the answers to the questions by stating them aloud or writing them</li> <li>-Test yourself to ensure you know the information</li> </ul>
SQ3R	<p><b>Survey</b>- read through your passage to become introduced to it</p> <p><b>Question</b> – question yourself about what you have read</p> <p><b>Read</b>- read the passage again more slowly trying to answer those questions</p> <p><b>Recall or Recite</b>- recall as much as you can from the passage</p> <p><b>Review</b> – reread the passage to see what you have forgotten</p>
	<ul style="list-style-type: none"> <li>-Read the title and the introductions</li> <li>-Review the main headings and summaries, if available</li> <li>-Turn each subheading into a question</li> <li>-Write the questions down</li> <li>“questions make you more active while you read, you are looking for something”</li> <li>-Read one section at a time</li> <li>-Answer the questions in your own words</li> <li>-Say them aloud and/or write them down</li> <li>-Review the information numerous times with breaks in between</li> </ul>

## Session 4: APT-3 Generalization Form<sup>2</sup>

DATE:



Example:

APT-3 Task	Strategies Used in APT-3	How does this APT-3 activity relate to a real life situation?	Identify a strategy you could apply in this real life situation?
<i>Listen for number 1</i>	<i>Self-talk (repeat target to self)</i>	<i>Scanning through emails and looking for a specific date.</i>	<i>As you are scanning, say the date aloud over and over. It will be easy to identify when what you see matches what you hear.</i>

APT-3 Task	Strategies used during the APT-3 exercise	How does this APT-3 activity/task relate to a real life situation?	Identify a strategy you could apply in this real life situation?

**APT-3 Strategy Examples**

- Re-auditorizing
- Visualizing
- Verbal self cueing
- Counting on fingers
- Closing eyes
- Breathing
- Pacing
- Body alert
- Looking at screen
- Working toward a goal
- Self-talk
- Rewards self

- Breathing/relaxation
- Clinician encouragement
- Repeating instructions
- Writing a reminder

**Generalization Strategy Examples**

- Visualization
- Verbal self cueing
- Self-talk (repetition of task/goal)
- Visual cues (post its, leave item in view)
- Auditory Cues (alarms, timers)
- Take notes
- Decrease distractions
- Modify Environment
- Take breaks
- Break task into parts

## Memory and Learning Generalization Chart

Be aware of the current difficulties you experience with memory and to develop strategies to compensate or improve performance. Also anticipate situations in which strategies or modifications to current strategies are necessary.

Name four difficulties with learning you are currently experiencing or anticipate in the future.	Explain more about why these tasks are/will be difficult.	What strategies can you apply to improve memory?
<p>I am scheduled to complete a three week course in the fall, and I know I will have to retain a lot of information quickly.</p>	<p>Large amounts of information to retain. Not much time for repetition.</p>	<p>Take notes; use a voice recorder; draw diagrams; use note cards; associate new information to things I already know</p>

**Session 5: Transportation in the 1800s**

Listen to the following passage that will be read aloud by your therapist. The passage is one page long.

Try to remember as many facts as you can. You will be given a quiz following this reading.

Remember to apply internal strategies as you are listening!

**Quiz: Transportation in the 1800s**<sup>15,16,19</sup>

1. During the beginning of change to the nation's economy, which three areas did the North show interest in \_\_\_\_\_, \_\_\_\_\_, and \_\_\_\_\_.
2. In 1807, which mode of transportation was introduced?  
\_\_\_\_\_
3. In what year was the Erie Canal built? \_\_\_\_\_
4. Which two natural bodies of water were the primary sources of transportation between the north and the south?  
\_\_\_\_\_  
\_\_\_\_\_
5. The length of the Erie Canal exceeded the longest canal of that time by how many miles?  
\_\_\_\_\_
6. Ten years after the canal was built, they had to increase the size to what (width and depth).  
\_\_\_\_\_
7. The Erie Canal decreased travel time from Buffalo to New York City from 20 days to \_\_\_\_\_ days.
8. In what year was the first locomotive launched? \_\_\_\_\_
9. How many miles did the first locomotive travel on its first run? \_\_\_\_\_
10. Transporting freight along the Erie Canal reduced freight charges from \_\_\_\_\_ dollars a ton to \_\_\_\_\_ dollars a ton.



# 4: Planning and Organization

## Session 1: Executive Functions

Executive Functions are used in goal-setting, planning how to achieve your goals, carrying out the plans to achieve your goals, and modifying your plans as needed in order to achieve your goals.

Executive Functions include the following:

- **Goal Setting.** Thinking about what you want to achieve
- **Memory/Problem Solving.** Remembering what needs to be done to achieve your goal if it is something you've done before, or thinking about what needs to be done to achieve a new goal
- **Planning/Organization/Sequencing.** Prioritizing Actions/Behaviors with the intent to achieve your goals
- **Initiating.** Beginning work on your plan
- **Attention.** Maintaining your attention long enough to complete a task
- **Self-Monitoring/Inhibiting.** Evaluating how you are doing on tasks and modifying your behaviors in a way that will achieve your goal

## Importance of planning, time management, and organization

Everything we do involves planning, time management, and organization no matter what the task, no matter how small or big. The more complicated, the more planning, time management, and organization required.

Simple tasks, and those that we complete on a regular basis, may seem as they are skipped, but even the smallest tasks involve planning, time management, and organization. For example, walking to the mailbox to pick up the mail:

- **Goal.** To retrieve the mail from the mailbox at the end of the driveway
- **Strategy.** Walk to mailbox, without being distracted by something else and get mail
- **Organize resources.** Will need shoes, coat if during cold months
- **Monitoring progress.** Did you complete the task in a timely manner?

**Planning** involves using a set of strategies in order to accomplish a goal. Components of planning include prioritization, sequencing and foresight. It may involve both short-term and long-term goals and taking all aspects of a situation into consideration while making a plan.

**Time Management** is the ability to create and follow a schedule, meet deadlines, prioritize and minimize distractions (not focus on unimportant tasks) so that tasks and projects get done.

**Organization** involves a systematic approach that facilitates goal-directed behavior. It may involve sequencing and analysis of a complex situation, and it promotes efficiency and task completion.

**Factors affecting planning, time management, and organization****Positive:**

1. Setting realistic/accomplishable goals (short-term and long-term)
2. Consistently using systematic planning tools (smart phones, day planners)
3. Wisely budgeting your time (using a timeline, set a start/end time, block your schedule)
4. Setting alarms or timers to pace your work
5. Organizing your environment (living quarters, files/paperwork, finances, medications)
6. Reviewing your goals regularly
7. Being able to adapt to the changes necessary to accomplish your goals (mental flexibility)

**Negative:**

1. Not setting goals
2. Not committing to your plans/relying on others too much
3. Difficulty prioritizing
4. Not keeping your room, closet, or desk organized
5. Forgetting to bring important items or paperwork
6. Not keeping track of time
7. Becoming too frustrated

**Lack of planning, time management, and organization**

Lack of planning, time management, and organization can negatively affect how successfully you achieve your goals.

**Examples of negative effects:**

1. You forget about a mandatory meeting with your Command
2. You forget to buy needed items for dinner tonight
3. You forget to put money aside for your car/truck payment
4. You are late getting out of bed and you are listed as a “No Show” for an appointment
5. You frequently lose your wallet, watch, dog tags, identification, orders, medical records for medical evaluation board
6. You schedule two things at one time (both may be equally important)
7. You lose track of time and forget to pick up your child from day care on time

**Example of planning your day<sup>17</sup>****Planning Your Day**Name: *SPC Smith*Date: *01 January***NOTE:** Record the High Priority tasks onto your schedule before you record your Low Priority.**High Priority**

(Things you must complete)

1. *Speech Pathology Appointment 900-1000*
2. *PT appointment 1000-1100*
3. *Call TOP before 1200*
4. *Turn in Leave Form*
5. *Pick up medication refill*
- 6.
- 7.
- 8.
- 9.
- 10.

**Low Priority**

(Things you want to complete)

1. *rent movie*
2. *shop for new shirt*
- 3.
- 4.
- 5.
- 6.
- 7.
- 8.
- 9.
- 10.

**Example of 5-day calendar****Note:** Use the 5-day calendar to plan your day by the hour or half hour. See the example on the following page.

Time	Monday	Tuesday	Wednesday	Thursday	Friday
0600					
0630					
0700					
0730					
0800					
0830					
0900	Speech Appointment				
0930	↓				
1000	Physical Therapy				
1030	↓				
1100	Make Phone Call				
1130					
1200					
1230					
1300	Pick up medication				
1330	Turn in leave form				
1400					
1430					
1500					
1530					
1600					
1630					
1700	Shop for new shirt				
1730	↓				
1800	Rent movie				
1830					
1900					
1930					
2000					

## Planning your day<sup>17</sup>

Name: \_\_\_\_\_

Date: \_\_\_\_\_

**NOTE:** Record the High Priority tasks onto your schedule before you record your Low Priority.

<u>High Priority</u> (Things you must complete)	<u>Low Priority</u> (Things you want to complete)
1.	1.
2.	2.
3.	3.
4.	4.
5.	5.
6.	6.
7.	7.
8.	8.
9.	9.
10.	10.

## Five day calendar

Use the calendar to plan your day by the hour or half hour.

Time	Monday	Tuesday	Wednesday	Thursday	Friday
0600					
0630					
0700					
0730					
0800					
0830					
0900					
0930					
1000					
1030					
1100					
1130					
1200					
1230					
1300					
1330					
1400					
1430					
1500					
1530					
1600					
1630					
1700					
1730					
1800					
1830					
1900					
1930					
NOTES					

## Session 2: APT-3 Generalization Form<sup>2</sup>

DATE:



Example:

<b>APT-3 Task</b>	<b>Strategies Used in APT-3</b>	<b>How does this APT-3 activity relate to a real life situation?</b>	<b>Identify a strategy you could apply in this real life situation?</b>
<i>Listen for number 1</i>	<i>Self-talk (repeat target to self)</i>	<i>Scanning through emails and looking for a specific date.</i>	<i>As you are scanning, say the date aloud over and over. It will be easy to identify when what you see matches what you hear.</i>

<b>APT-3 Task</b>	<b>Strategies used during the APT-3 exercise</b>	<b>How does this APT-3 activity/task relate to a real life situation?</b>	<b>Identify a strategy you could apply in this real life situation?</b>

### APT-3 Strategy Examples

- Re-auditorizing
- Visualizing
- Verbal self cueing
- Counting on fingers
- Closing eyes
- Breathing
- Pacing
- Body alert
- Looking at screen
- Working toward a goal
- Self-talk
- Rewards self

- Breathing/relaxation
- Clinician encouragement
- Repeating instructions
- Writing a reminder

### Generalization Strategy Examples

- Visualization
- Verbal self cueing
- Self-talk (repetition of task/goal)
- Visual cues (post its, leave item in view)
- Auditory Cues (alarms, timers)
- Take notes
- Decrease distractions
- Modify Environment
- Take breaks
- Break task into parts

### Session 3: Problem Solving Activity

1. Your car has stopped running, and it is your transportation. Repairs are estimated to cost over \$1,000. You don't have the money. What can you do?
2. You want to begin college courses to earn a college degree. You graduated from high school but were not the best student. What can you do to ensure you are ready to begin college coursework?
3. You are eating lunch with a friend at your favorite restaurant. Your friend suddenly stops talking and moves his hands up to the area of his neck. What should you do?
4. You have just arrived at the airport after vacation. You have your medicines in your bag. You are waiting at the baggage claim area for your duffle bag. All other passengers have collected their bags and are gone. Your bag was not there. What do you do?
5. You are out watching your favorite sports team play. While you are at the game, the fans in front of you keep standing up and blocking your view of the game. To make things worse, these fans are sloshing their drinks on you when they get excited and cheer on the team. What can you do?
6. You enjoy drinking coffee every morning. Unfortunately, you forgot to turn off the coffee maker three times last week and four times the week before last. You have ruined several pitchers and had to replace them. What can you do to help you remember to turn off your coffee maker?
7. You cannot remember when to take your medications. What can you do to keep yourself safe?
8. You cannot remember the correct dosage of the medication you take four times each day. What can you do to keep yourself safe?
9. Your doctor has told you not to drive because of seizures you have had. You need groceries and other items from the store, but no one is available to drive you. What can you do?
10. You have taken a new medication prescribed by your doctor. You begin to feel very ill within an hour of taking the medication. You are home alone. What should you do?
11. You have difficulty remembering to pay your bills on time. Your cell phone service has been stopped two times and you have paid over \$200 in late fees. The bank has notified you of possible repossession of your new Camaro. What can you do?
12. You receive a summons for jury duty for next week. You are actively involved in your rehabilitation and are not physically able to go to jury duty. What should you do?
13. You were deployed to Afghanistan on 15 April. You were not able to file your federal income tax. Now that you are back stateside, what should you do?
14. There have been several burglaries in your apartment complex over the past two months. What can you do to help prevent a burglary of your possessions?
15. You think you have taken too much of a medication. What should you do?



**Goal-plan-review**<sup>18</sup>

**Name:**

**Date:**

**GOAL**

(What do I want to accomplish?)

**PLAN**

(How am I going to accomplish my goal?)

1.

2.

3.

4.

5.

6.

7.

8.

9.

10.

**REVIEW**

(What worked? What didn't work? What could I have done differently?)

### **Problem solving strategy**

Problem:

Solution:

	Positive (+)	Negative (-)
Problem:		
Solution:		

Problem:

Solution:

	Positive (+)	Negative (-)
Problem:		
Solution:		

## Session 4: APT-3 Generalization Form<sup>2</sup>

DATE:



Example:

APT-3 Task	Strategies Used in APT-3	How does this APT-3 activity relate to a real life situation?	Identify a strategy you could apply in this real life situation?
<i>Listen for number 1</i>	<i>Self-talk (repeat target to self)</i>	<i>Scanning through emails and looking for a specific date.</i>	<i>As you are scanning, say the date aloud over and over. It will be easy to identify when what you see matches what you hear.</i>

APT-3 Task	Strategies used during the APT-3 exercise	How does this APT-3 activity/task relate to a real life situation?	Identify a strategy you could apply in this real life situation?

### APT-3 Strategy Examples

- Re-auditorizing
- Visualizing
- Verbal self cueing
- Counting on fingers
- Closing eyes
- Breathing
- Pacing
- Body alert
- Looking at screen
- Working toward a goal
- Self-talk
- Rewards self

- Breathing/relaxation
- Clinician encouragement
- Repeating instructions
- Writing a reminder

### Generalization Strategy Examples

- Visualization
- Verbal self cueing
- Self-talk (repetition of task/goal)
- Visual cues (post its, leave item in view)
- Auditory Cues (alarms, timers)
- Take notes
- Decrease distractions
- Modify Environment
- Take breaks
- Break task into parts

## Session 5: Organizing Personal Papers

### Questions for Service Members to promote metacognition:

1. Why did I keep this paper?
2. Is this paper still important to me?
3. Is this something I should keep or throw away?
4. Should I include this with previous papers?
5. Is this information I need to share with anyone else?

### Tips for the Service Member:

*Sometimes sorting may involve more than just a shoebox and can take some time, planning and attention.*

- If you notice yourself losing attention while sorting and begin to rush, take a short break. You may return to the activity later.
- If this activity will take several hours that you don't have, set a goal to organize for 30 minutes a day until the task is done. Set a timer to let you know when 30 minutes has past.
- Sort/organize all of the papers (e.g., receipts, junk mail, catalogs, Army forms, bills, etc.) into appropriate categories. You may use the box below for scratch paper. Answer the questions below after you have completed the activity.

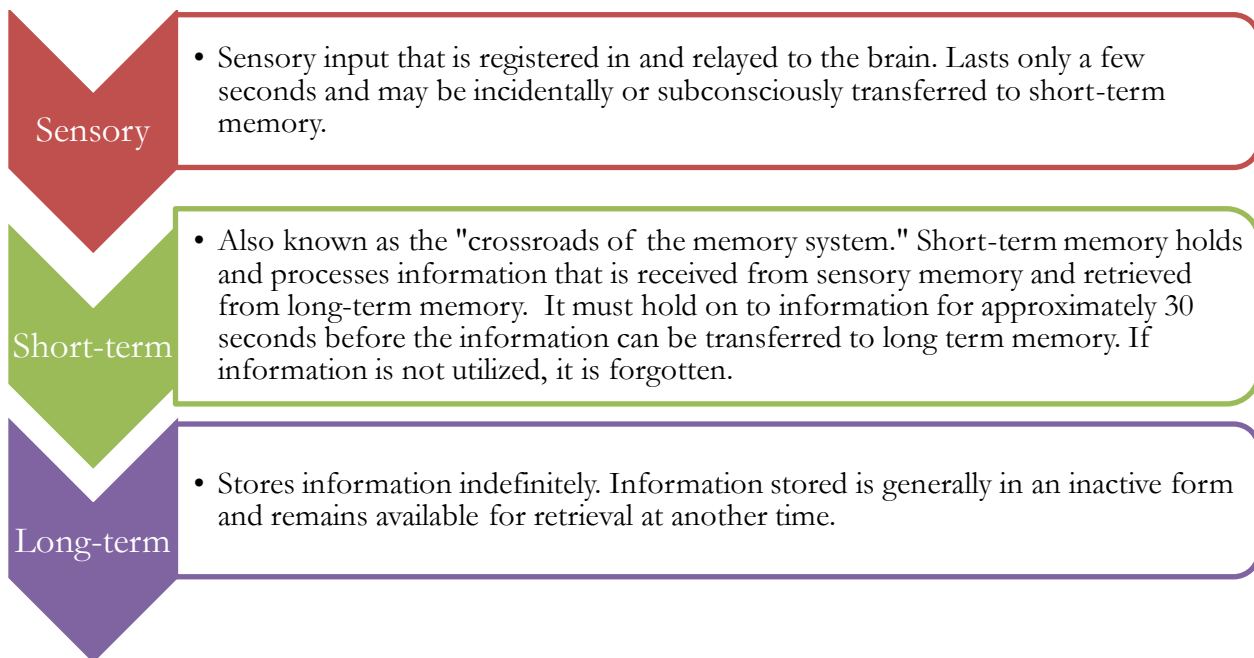
What strategy or technique did you apply during this activity that was successful?

What step or strategy would you change following this activity to have had a better outcome, if any?

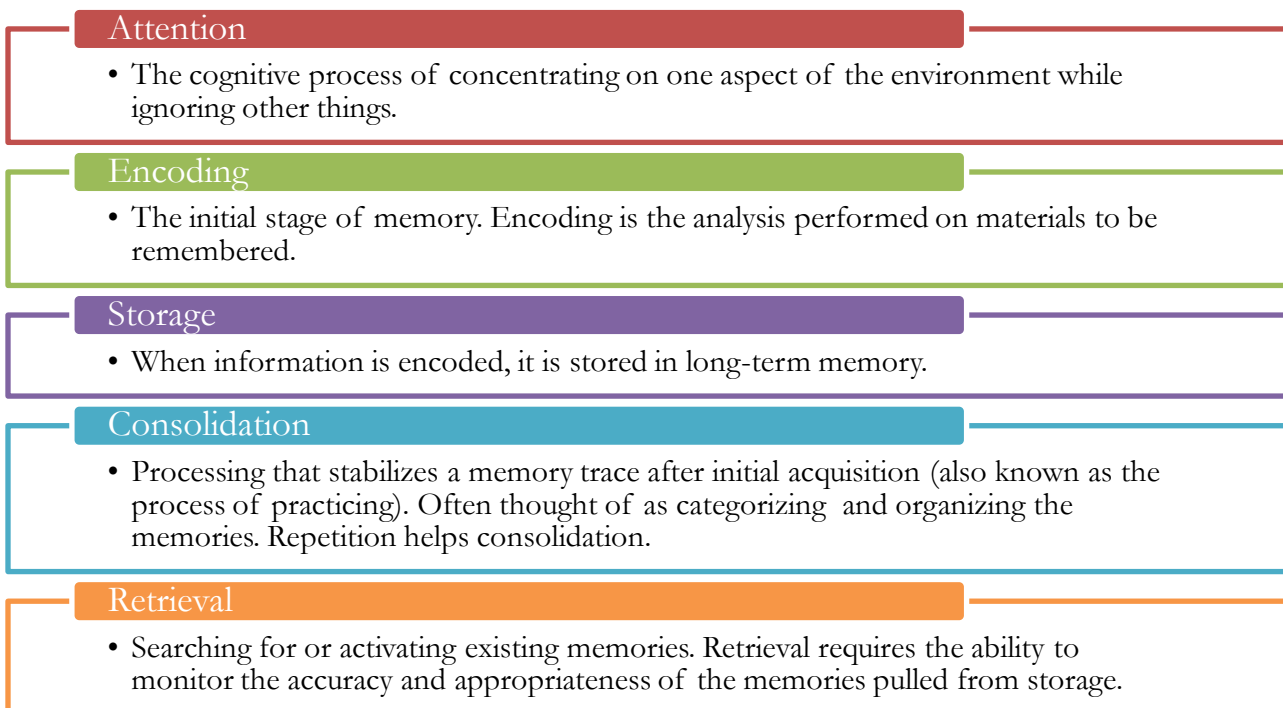
# 5. Prospective Memory & Assistive Technology

## Session 1: The Memory System<sup>5-7</sup>

### Stages of memory storage




### Steps of the memory process



## Prospective Memory—What Is It?

What is it? Prospective memory is also commonly referred to as “everyday memory.”

Prospective memory is remembering to initiate intended action for a future time. This type of memory is very practical. It allows you to complete day-to-day activities, like paying your bills, picking up medication or changing the oil in your car.



### Daily effects of memory and attention difficulties

Common difficulties following concussion and brain injury include remembering information and events that occurred following injury. Typically, memories before the injury are unaffected. Memory and learning difficulties can negatively affect individuals in their personal lives, ability to function at home and the way they perform at work and school.

**Common memory difficulties that affect home and personal life include forgetting the following:**

- Birthdays and anniversaries
- To pay bills
- Whether you left the stove or iron on
- Where you placed your car keys
- Groceries (e.g., items on list & bags in your car)
- Where you placed various items around your house
- To do daily chores around the house (e.g., take out trash, unload the dishwasher)
- Details from conversations

**Common memory difficulties that can affect work and school include forgetting the following:**

- Appointment and meeting times
- Meeting locations
- People’s names
- Telephone numbers
- Details of things you have read
- To pass on a message
- To check your calendar

Many of these difficulties with memory and attention are experienced by the general population. Although you may be experiencing them for the first time or more often than before, some of the strategies you can use to improve your functioning are basic strategies commonly used by others around you. One study<sup>11</sup> revealed some things people with and without mTBI forget:

“Symptom”	Percentage of people who forget
Forgets telephone numbers	58%
Forgets people’s names	48%
Loses car keys	31%
Forgets groceries	28%
Loses items around the house	17%
Forgets content of daily conversations	17%

## External memory strategies

External Memory Strategies		
External strategies and devices are cues that are externally driven to remind you of something!		
Device/Strategy	Types	Examples
<b><u>Notebook</u></b>	<ul style="list-style-type: none"> <li>▫ Spiral notebook</li> <li>▫ Leader book</li> <li>▫ Pocket-sized notebook</li> </ul>	Take notes in your notebook each day. Date the top of each page to have an organized way to refer to your notes.
<b><u>Calendar</u></b>	<ul style="list-style-type: none"> <li>▫ Monthly wall calendar</li> <li>▫ Desk calendar</li> <li>▫ Pocket calendar</li> <li>▫ Planner</li> <li>▫ PDA or smartphone calendar</li> <li>▫ Calendar on computer</li> </ul> <p><i>**Pay attention to the layout and space on the calendar (daily, weekly, monthly, etc.). If the calendar does not meet your needs, you will likely not use it!</i></p>	Place a monthly wall calendar with appointments in visible sight.  Use a pocket calendar to carry around each day and write reminders immediately.  Use a computer calendar with alerts and alarms.
<b><u>Checklist</u></b>	<ul style="list-style-type: none"> <li>▫ Checklists developed in personal notebook</li> <li>▫ Commercially printed checklists</li> <li>▫ Checklists on post-it notes</li> <li>▫ Checklist/task list application in smartphone</li> </ul>	Develop lists in your personal notebook, place checkboxes by each task or cross them off when completed.  Number tasks by priority to help with organization. Make two columns on your checklist (low and high priority).
<b><u>Electronic Organizer</u></b>	<ul style="list-style-type: none"> <li>▫ PDA</li> <li>▫ Smartphone</li> <li>▫ Tablets</li> <li>▫ Computers</li> </ul>	Use the calendar or task list function on these devices to stay organized.  Use documents or spreadsheets to stay organized.  Download applications from your cell phone provider's application store for medication reminders, grocery lists & packing lists.
<b><u>Computer</u></b>	<ul style="list-style-type: none"> <li>▫ PDA</li> <li>▫ Email program checklists and reminders</li> <li>▫ Documents and folders</li> <li>▫ Spreadsheets</li> </ul>	Use calendars on your computer to set up alerts and alarms for meetings.  Use programs on your computer to develop spreadsheets for tracking information.  Scan documents and store them in organized folders in your computer.

<h2>External Memory Strategies</h2>		
<b><u>Recorder</u></b>	<ul style="list-style-type: none"> <li>▫ Handheld digital recorder</li> <li>▫ Recorder on PDA</li> <li>▫ Recorder on smartphone</li> </ul>	<p>Record information that is presented too quickly to write down and listen to it later. Write notes then if possible.</p> <p>Record yourself reading and then listen to the information in the car or through your MP3 player for repetition.</p>
<b><u>Alarm</u></b>	<ul style="list-style-type: none"> <li>▫ Alarm clocks</li> <li>▫ Alarms on PDAs and smart phones</li> <li>▫ Alerts on smartphones, PDAs, watches and calendars</li> </ul>	<p>Use alarms for medication reminders.</p> <p>Use alarms to remind you when you leave the house.</p>
<b><u>Timer</u></b>	<ul style="list-style-type: none"> <li>▫ Timers on smartphones</li> <li>▫ Portable kitchen timers</li> <li>▫ Timers on appliances</li> <li>▫ Stopwatches</li> </ul>	<p>Use timers to redirect you to a task.</p> <p>Use alarms to set scheduled breaks (I will read for 20 minutes).</p>
<b><u>Watch</u></b>	<ul style="list-style-type: none"> <li>▫ Stopwatches</li> <li>▫ Clocks</li> <li>▫ Watch timers</li> </ul>	<p>Use watches to help with time management.</p>
<b><u>Medication Dispenser</u></b>	<ul style="list-style-type: none"> <li>▫ Commercial dispensers (daily/weekly)</li> </ul>	<p>Use dispensers to keep track of medications and whether you have taken them.</p>
<b><u>Highlighter</u></b>	<ul style="list-style-type: none"> <li>▫ Marker highlighters</li> <li>▫ Colored tabs</li> <li>▫ Colored notes</li> <li>▫ Colored pencils</li> </ul>	<p>Highlight important information on documents.</p> <p>Color code events on calendars.</p> <p>Place colored paper in areas for visual cues.</p>
<b><u>Camera</u></b>	<ul style="list-style-type: none"> <li>▫ Picture function</li> <li>▫ Video function</li> <li>▫ Digital cameras</li> <li>▫ Cameras on smartphones</li> </ul>	<p>Take pictures of notes or diagrams presented during a lecture or meeting. <i>***with permission</i></p> <p>Take video of information that needs to be remembered or referred to later. <i>***with permission</i></p> <p><i>Helpful when information presented is at a quick rate, too fast for you to capture important information.</i></p>



## Tips for technology

Smartphones and tablets are becoming more widely used as external cognitive aids. Similar devices have been around for years, such as PDAs and palm pilots. Eventually, persons reading this manual will be using new technology to help manage their busy lives. Here are things to consider when using technology for cognitive aids:

TIPS	NOTES
<p>Ensure the device is charged.</p> <p><b><i>Most technological devices will not be helpful if you cannot turn them on.</i></b></p>	<p>Set a routine to charge the device nightly.</p> <p>Place a charger by your bed if you use the system as an alarm. Consider using a commercially designed charging station to ensure all of your technology is charged when you need it.</p>
<p>Back up the information.</p> <p><b><i>Most devices have a recommended system for backing up the information on your home computer by syncing the devices. This is helpful if you lose your device or it breaks.</i></b></p>	<p>Develop a routine to back your device up daily or weekly.</p> <p>Syncing may also ensure contacts and information on calendars correspond between devices.</p>
<p>Adjust the home screen.</p> <p><b><i>The home screen is the screen you typically first see when you have just turned on your device. Some devices allow you to manually adjust the information on the home screen and some automatically adjust based on frequency of use.</i></b></p>	<p>Place tasks and programs used daily on the front screen for easy access (typically for smartphones).</p> <p>In addition to selecting a program from the touch screen, the devices can also be programmed to use buttons on the hardware to access popular programs (e.g., calendar, contacts and audio recorder).</p>
<p>Adjust the settings on your device.</p> <p><b><i>Some devices allow you to adjust the settings of various applications.</i></b></p>	<p>Adjust the sound if you are unable to hear the alarm.</p> <p>Adjust the font size. Adjust access to information on touch screen phones (e.g., 1 vs. 2 taps to select an application, similar to single vs. double clicking a computer mouse).</p>
<p>Adjust alarm noises.</p> <p><b><i>Adjust the sound of alarms and alerts.</i></b></p>	<p>Differentiate alarms and alerts by using various ringers or tones. If you begin to get used to an alert, causing you to ignore it, change the sound (e.g., from car alarm to doorbell).</p>
<p>Use the calendar function wisely.</p> <p><b><i>Utilize the various options available in these applications.</i></b></p>	<p>If you work out daily at 5 am, use the reoccurring function to enter the information one time vs. 30 times each month.</p> <p>Determine whether your device allows you to color code or categorize information entered (e.g., birthdays, appointments).</p> <p>View your calendar in the mode that is best for you. Most devices allow you to view your calendar in monthly, weekly, daily, yearly and agenda modes.</p>

TIPS	NOTES
<p>Utilize commercially available applications.</p> <p><b><i>Some programs and applications come directly on your phone; however, you can often obtain even more through the company from which you purchased the device.</i></b></p> <p><b><i>As they say, there is an “app” for just about everything, and many of them are free.</i></b></p>	<p>Use applications for TO DO lists, grocery lists, packing lists, meal planning, remembering medications and taking notes.</p> <p>Applications can also help with directions, planning, budgeting, organization, entering information in devices quickly and sharing contacts.</p> <p>When purchasing an application through a cellular provider or company, you can often find what you are looking for by typing a key term into a search function on the site you are using (such as “TO DO list”).</p>

Technology is changing and evolving daily. There are many benefits to using technology and high-tech devices. You can find popular programs and applications by:

- Searching for programs and applications in an internet search engine
- Reading technology reviews online and in magazines
- Inquiring about programs at your local electronics store or wireless provider store
- Asking a friend, colleague or your clinician

## Selecting a system

When selecting a system or aid to help manage your schedule and daily tasks, it is important to think of all the aspects of that particular system or device. Often making a simple pros and cons list will help you identify the details of each device and ultimately which one will work best for you. If necessary, you can always change or modify the chosen system if it is not successful.

SYSTEM	PROS	CONS
<b>Smartphone</b>	<ul style="list-style-type: none"> <li>- Fits in pocket</li> <li>- Already take it everywhere</li> <li>- Has alarms and reminders</li> <li>- Able to purchase "apps"</li> </ul>	<ul style="list-style-type: none"> <li>- Can malfunction</li> <li>- Battery can die</li> <li>- Takes longer to type notes (large thumbs)</li> </ul>
<b>Monthly calendar</b>	<ul style="list-style-type: none"> <li>- More writing space</li> <li>- Able to see the whole month at a time</li> <li>- Able to cross off items when done</li> <li>- Able to write information quickly</li> </ul>	<ul style="list-style-type: none"> <li>- No alarms</li> <li>- Have to remember to check</li> <li>- Do not carry it everywhere</li> <li>- Too big for pocket</li> <li>- Messy handwriting/write too big</li> </ul>

You can also use this chart when you are trying to decide between specific systems, such as a touch screen phone vs. one with a keyboard or a type of calendar.

SYSTEM	PROS	CONS
<b>Daily Calendar</b>	<ul style="list-style-type: none"> <li>- More writing space</li> <li>- Structured by hour (very specific)</li> </ul>	<ul style="list-style-type: none"> <li>- Calendar is larger</li> <li>- Must turn page to see ahead</li> <li>- Bigger calendar due to # of pages</li> </ul>
<b>Weekly Calendar</b>	<ul style="list-style-type: none"> <li>- Reasonable amount of writing space</li> </ul>	<ul style="list-style-type: none"> <li>- Only see a week at a time</li> </ul>
<b>Monthly Calendar</b>	<ul style="list-style-type: none"> <li>- Can see overall schedule</li> </ul>	<ul style="list-style-type: none"> <li>- Not enough writing space</li> <li>- Can only write big tasks</li> </ul>

If you are trying to identify which system to use, use the following table to help with your decision.

SYSTEM	PROS	CONS

## Session 2: Homework

1. Can a person **consolidate** information about new procedures for cleaning a weapon if he or she has trouble paying **attention** to his or her instructor? Why or why not?

---

---

---

---

---

---

---

---

2. Can a person pay attention to the task of cleaning a weapon, heating his meal-ready-to-eat (MRE) and talking about the Minnesota Viking offense at the same time? Why or why not?

---

---

---

---

---

---

---

---

## APT-3 Generalization Form<sup>2</sup>

DATE:



Example:

APT-3 Task	Strategies Used in APT-3	How does this APT-3 activity relate to a real life situation?	Identify a strategy you could apply in this real life situation?
<i>Listen for number 1</i>	<i>Self-talk (repeat target to self)</i>	<i>Scanning through emails and looking for a specific date.</i>	<i>As you are scanning, say the date aloud over and over. It will be easy to identify when what you see matches what you hear.</i>

APT-3 Task	Strategies used during the APT-3 exercise	How does this APT-3 activity/task relate to a real life situation?	Identify a strategy you could apply in this real life situation?

### APT-3 Strategy Examples

- Re-auditorizing
- Visualizing
- Verbal self cueing
- Counting on fingers
- Closing eyes
- Breathing
- Pacing
- Body alert
- Looking at screen
- Working toward a goal
- Self-talk
- Rewards self

- Breathing/relaxation
- Clinician encouragement
- Repeating instructions
- Writing a reminder

### Generalization Strategy Examples

- Visualization
- Verbal self cueing
- Self-talk (repetition of task/goal)
- Visual cues (post its, leave item in view)
- Auditory Cues (alarms, timers)
- Take notes
- Decrease distractions
- Modify Environment
- Take breaks
- Break task into parts

### Session 3: How Will You Remember...?

*Identify **TWO** external strategies/cues, per item, that you would apply to improve your ability to remember the following tasks and events.*

**Role Play exercise: How are you going to remember the following, if applicable?**

1. A parent's birthday
2. The next time you need to get medication from the pharmacy
3. Your squad leader's phone number
4. An account pin number
5. The location of a good Italian restaurant in your town
6. Your anniversary date
7. A friend's favorite flower
8. A friend's favorite cake flavor
9. The license plate number on your car
10. The code to your home alarm system
11. The place where you keep your winter clothes
12. When you need to pay your credit card bill(s)
13. When your rent or mortgage payment is due
14. The name of your child's teacher
15. When your child has their next ball game
16. Where you go to get your car repaired
17. The name of a piece of music you want to purchase
18. The name of your neighbor(s)
19. When your cell phone bill is due
20. Your brother or sister's birthday
21. Father's day
22. Where you are planning to go this weekend
23. The location of your bank (nearest branch)
24. The day school starts and ends for your children
25. The clothes you need to purchase within the next 2 weeks
26. What you need to purchase at the grocery store

## Where are my car keys? (Part 1)

Did you know that 31percent of Americans routinely misplace their car keys? Are you part of this statistic? If so, you might think about changing the way you organize your home and office. Here are a few ideas to reorganize your space and help you remember where those keys are, as well as everyday tasks and responsibilities.

- Place items you need to take outside the home (e.g., smartphone, wallet, SCORE manual) in a place you see as you leave the home. This will cue you to take the item(s) with you.
- Place your calendars and ‘to do’ lists (if you use these) in areas of your home or work where you will see them throughout the day.
- Place your calendars and to-do lists in areas of your home or work that are free of visual clutter. If your calendar is one of many pieces of brightly colored paper hanging on your wall, you are less likely to pay attention to it.
- Place your alarmed memory devices (e.g., smartphone, tablet, timers) near where you spend time at home or work. An alarm is no good to you if it is sounding in the bedroom when you are in the back yard with the kids.

### Specialist Smith’s home

Look at the model of Specialist Smith’s home. He needs help changing his home to help remember things. At this time, he routinely cannot find his car keys or his smartphone when leaving in the morning. He also forgets to take his medications in the morning. Furthermore, he often forgets to stop at the commissary to get milk and bread for his family after work. He rarely remembers important family dates like birthdays or parents’ day at his son’s school. Look at Specialist Smith’s house model and rearrange the personal items in the home to help him remember important responsibilities.

**Identify the strategies used to modify Specialist Smith’s environment:**

---

---

---

---

---

---

---

---

---

---

## Session 4: APT-3 Generalization Form<sup>2</sup>

DATE:



Example:

APT-3 Task	Strategies Used in APT-3	How does this APT-3 activity relate to a real life situation?	Identify a strategy you could apply in this real life situation?
<i>Listen for number 1</i>	<i>Self-talk (repeat target to self)</i>	<i>Scanning through emails and looking for a specific date.</i>	<i>As you are scanning, say the date aloud over and over. It will be easy to identify when what you see matches what you hear.</i>

APT-3 Task	Strategies used during the APT-3 exercise	How does this APT-3 activity/task relate to a real life situation?	Identify a strategy you could apply in this real life situation?

**APT-3 Strategy Examples**

- Re-auditorizing
- Visualizing
- Verbal self cueing
- Counting on fingers
- Closing eyes
- Breathing
- Pacing
- Body alert
- Looking at screen
- Working toward a goal
- Self-talk
- Rewards self

- Breathing/relaxation
- Clinician encouragement
- Repeating instructions
- Writing a reminder

**Generalization Strategy Examples**

- Visualization
- Verbal self cueing
- Self-talk (repetition of task/goal)
- Visual cues (post its, leave item in view)
- Auditory Cues (alarms, timers)
- Take notes
- Decrease distractions
- Modify Environment
- Take breaks
- Break task into parts



## Session 5: Where are my car keys? (Part 2)

Did you know that 31 percent of Americans routinely misplace their car keys? Are you part of this statistic? If so, you might think about changing the way you organize your home and office. Here are a few ideas to reorganize your space and help you remember where those keys are, as well as everyday tasks and responsibilities.

- Place items you need to take outside the home (e.g., smartphone, wallet, SCORE manual) in a place you see as you leave the home. This will cue you to take the item(s) with you.
- Place your calendars and to-do lists in areas of your home or work where you will see them throughout the day.
- Place your calendars and to-do lists in areas of your home or work that are free of visual clutter. If your calendar is one of many pieces of brightly colored paper hanging on your wall, you are less likely to pay attention to it.
- Place your alarmed memory devices (e.g., smartphone, tablet, timers) near where you spend time at home or work. An alarm is no good to you if it is sounding in the bedroom when you are in the back yard with the kids.

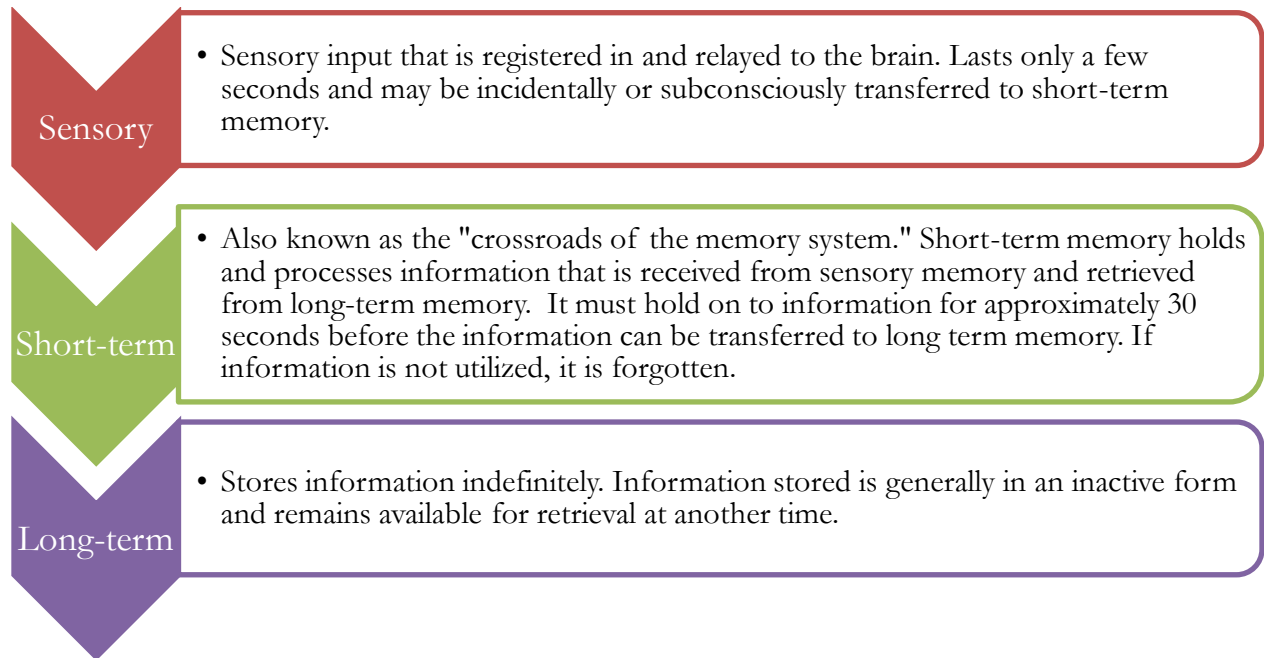
How can you change up the way **your** office or home is organized to help you remember what you need to do today, tomorrow, or later this week?

1. \_\_\_\_\_
2. \_\_\_\_\_
3. \_\_\_\_\_
4. \_\_\_\_\_
5. \_\_\_\_\_
6. \_\_\_\_\_

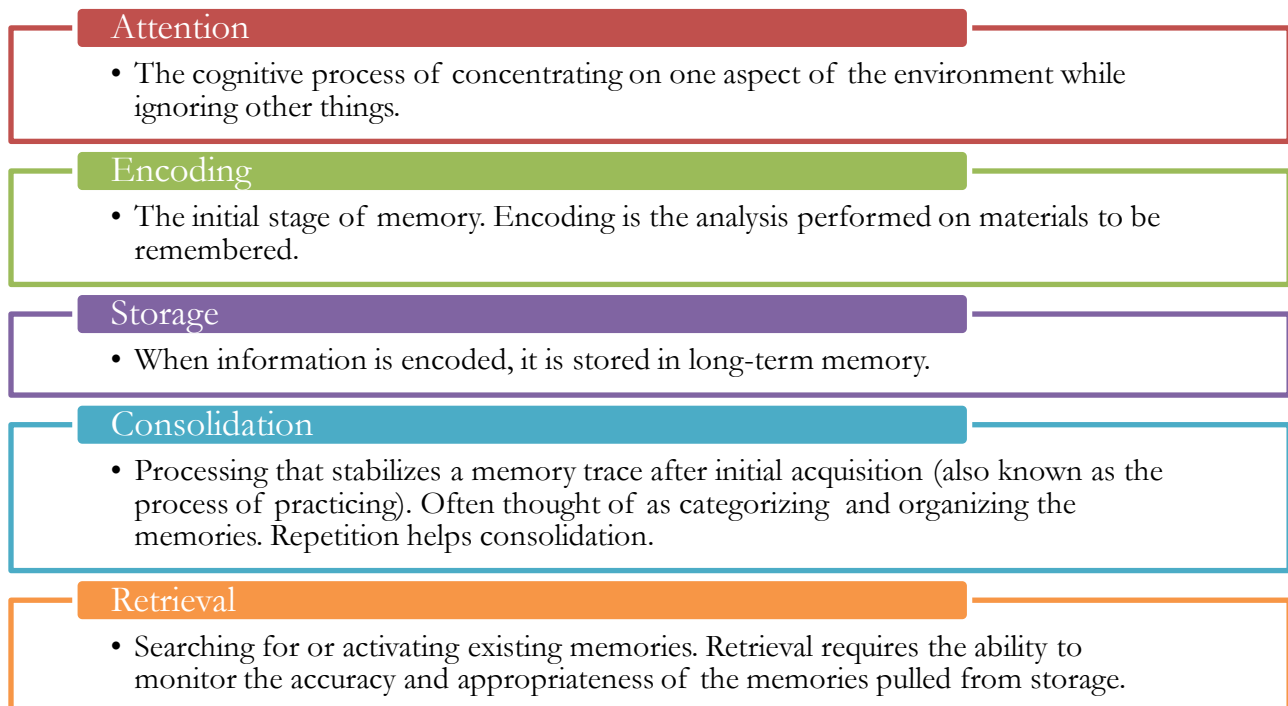
## 6: Alternating Attention

### Session 1: The Memory System<sup>5-7</sup> and Attention

#### Stages of memory storage



#### Steps of the memory process



**What is attention?**<sup>8,9</sup>**Focused attention:**

The ability to respond discretely to particular visual, auditory, or tactile stimulation.

**Sustained attention:**

The ability to sustain a steady response during continuous activity. It is commonly called concentration.

**Selective attention:**

The ability to maintain attention with distracting or competing stimuli present. These distractions may be either external (noise) or internal (worries).

**Alternating attention:**

The ability to shift focus between tasks or shift attention from one thing to another.

**Divided attention:**

The ability to simultaneously respond to multiple tasks or to do more than one activity at a time.

<b>Examples:</b>	
Reading an operational manual	Sustained
Reading emails with the radio on	Sustained & Selective
Answering text messages while listening for basketball scores on the television	Sustained & Alternating
Talking with a friend and listening for your name while waiting to be seated at a restaurant	Sustained & Divided
Talking on the cell phone	Sustained
Talking on the cell phone while watching a football game	Sustained & Selective
Ordering pizza on the phone and asking someone in the room for toppings	Sustained & Alternating
Talking on the cell phone while driving a car (not recommended)	Sustained & Divided

**Metacognitive rating scale<sup>2</sup>**

Rate the following regarding the YES/NO Trivia Address Card exercise:

**How hard did your brain work on that exercise?**

0	1	2	3	4	5	6	7	8	9	10
Super Easy					Had to think					Crazy Hard

**How motivated were you to complete that exercise?**

0	1	2	3	4	5	6	7	8	9	10
I gave up		I spaced out for some of it			I was pretty focused			I was in the zone		

**How did the familiarity with each task affect/not affect performance?**

---

**What are similar challenges in real life scenarios?**

---

## Juggling Duties Challenges

In the listed areas, identify instances where you are required to complete concurrent tasks.

Identify problem areas where breakdowns occur and be prepared to discuss them for Session 3. Identify possible solutions to improve performance and prepare to discuss them for Session 5

Tasks	Current Challenges	Possible Modifications
Home <i>Cooking dinner &amp; helping child with homework</i>	<i>Forgetting items on stove</i>	<i>Ask child to try homework and then help when you are at a better point to pause cooking</i>
Work <i>Answering phone, email, &amp; completing work orders</i>	<i>Forgetting messages</i>	<i>Write down message during call, not answer phone, turn off email</i>
Household <i>Laundry &amp; cleaning floors</i>	<i>Forgetting sometimes to move clothes to dryer</i>	<i>use kitchen timer as a reminder to switch clothes to dryer</i>

## Session 2: APT-3 Generalization Form<sup>2</sup>

DATE:



Example:

APT-3 Task	Strategies Used in APT-3	How does this APT-3 activity relate to a real life situation?	Identify a strategy you could apply in this real life situation?
<i>Listen for number 1</i>	<i>Self-talk (repeat target to self)</i>	<i>Scanning through emails and looking for a specific date.</i>	<i>As you are scanning, say the date aloud over and over. It will be easy to identify when what you see matches what you hear.</i>

APT-3 Task	Strategies used during the APT-3 exercise	How does this APT-3 activity/task relate to a real life situation?	Identify a strategy you could apply in this real life situation?

**APT-3 Strategy Examples**

Re-auditorizing  
 Visualizing  
 Verbal self cueing  
 Counting on fingers  
 Closing eyes  
 Breathing

Pacing  
 Body alert  
 Looking at screen  
 Working toward a goal  
 Self-talk  
 Rewards self

Breathing/relaxation  
 Clinician encouragement  
 Repeating instructions  
 Writing a reminder

**Generalization Strategy Examples**

Visualization  
 Verbal self cueing  
 Self-talk (repetition of task/goal)  
 Visual cues (post its, leave item in view)  
 Auditory Cues (alarms, timers)  
 Take notes

Decrease distractions  
 Modify Environment  
 Take breaks  
 Break task into parts

## Session 3: External Memory Strategies and Attention

External Memory Strategies		
External strategies and devices are cues that are externally driven to remind you of something!		
Device/Strategy	Types	Examples
<b><u>Notebook</u></b>	<ul style="list-style-type: none"> <li>▫ Spiral notebook</li> <li>▫ Leader book</li> <li>▫ Pocket-sized notebook</li> </ul>	<p>Take notes in your notebook each day. Date the top of each page to have an organized way to refer to your notes.</p>
<b><u>Calendar</u></b>	<ul style="list-style-type: none"> <li>▫ Monthly wall calendar</li> <li>▫ Desk calendar</li> <li>▫ Pocket calendar</li> <li>▫ Planner</li> <li>▫ PDA or smartphone calendar</li> <li>▫ Calendar on computer</li> </ul> <p><i>**Pay attention to the layout and space on the calendar (daily, weekly, monthly, etc.). If the calendar does not meet your needs, you will likely not use it!</i></p>	<p>Place a monthly wall calendar with appointments in visible sight.</p> <p>Use a pocket calendar to carry around each day and write reminders immediately.</p> <p>Use a computer calendar with alerts and alarms.</p>
<b><u>Checklist</u></b>	<ul style="list-style-type: none"> <li>▫ Checklists developed in personal notebook</li> <li>▫ Commercially printed checklists</li> <li>▫ Checklists on post-it notes</li> <li>▫ Checklist/task list application in smartphone</li> </ul>	<p>Develop lists in your personal notebook, place checkboxes by each task or cross them off when completed.</p> <p>Number tasks by priority to help with organization. Make two columns on your checklist (low and high priority).</p>
<b><u>Electronic Organizer</u></b>	<ul style="list-style-type: none"> <li>▫ PDA</li> <li>▫ Smartphone</li> <li>▫ Tablets</li> <li>▫ Computers</li> </ul>	<p>Use the calendar or task list function on these devices to stay organized.</p> <p>Use documents or spreadsheets to stay organized.</p> <p>Download applications from your cell phone provider's application store for medication reminders, grocery lists &amp; packing lists.</p>
<b><u>Computer</u></b>	<ul style="list-style-type: none"> <li>▫ PDA</li> <li>▫ Email program checklists and reminders</li> <li>▫ Documents and folders</li> <li>▫ Spreadsheets</li> </ul>	<p>Use calendars on your computer to set up alerts and alarms for meetings.</p> <p>Use programs on your computer to develop spreadsheets for tracking information.</p> <p>Scan documents and store them in organized folders in your computer.</p>

<b>External Memory Strategies</b>		
<b><u>Recorder</u></b>	<ul style="list-style-type: none"> <li>▫ Handheld digital recorder</li> <li>▫ Recorder on PDA</li> <li>▫ Recorder on smartphone</li> </ul>	<p>Record information that is presented too quickly to write down and listen to it later. Write notes then if possible.</p> <p>Record yourself reading and then listen to the information in the car or through your MP3 player for repetition.</p>
<b><u>Alarm</u></b>	<ul style="list-style-type: none"> <li>▫ Alarm clocks</li> <li>▫ Alarms on PDAs and smart phones</li> <li>▫ Alerts on smartphones, PDAs, watches and calendars</li> </ul>	<p>Use alarms for medication reminders.</p> <p>Use alarms to remind you when you leave the house.</p>
<b><u>Timer</u></b>	<ul style="list-style-type: none"> <li>▫ Timers on smartphones</li> <li>▫ Portable kitchen timers</li> <li>▫ Timers on appliances</li> <li>▫ Stopwatches</li> </ul>	<p>Use timers to redirect you to a task.</p> <p>Use alarms to set scheduled breaks (I will read for 20 minutes).</p>
<b><u>Watch</u></b>	<ul style="list-style-type: none"> <li>▫ Stopwatches</li> <li>▫ Clocks</li> <li>▫ Watch timers</li> </ul>	<p>Use watches to help with time management.</p>
<b><u>Medication Dispenser</u></b>	<ul style="list-style-type: none"> <li>▫ Commercial dispensers (daily/weekly)</li> </ul>	<p>Use dispensers to keep track of medications and whether you have taken them.</p>
<b><u>Highlighter</u></b>	<ul style="list-style-type: none"> <li>▫ Marker highlighters</li> <li>▫ Colored tabs</li> <li>▫ Colored notes</li> <li>▫ Colored pencils</li> </ul>	<p>Highlight important information on documents.</p> <p>Color code events on calendars.</p> <p>Place colored paper in areas for visual cues.</p>
<b><u>Camera</u></b>	<ul style="list-style-type: none"> <li>▫ Picture function</li> <li>▫ Video function</li> <li>▫ Digital cameras</li> <li>▫ Cameras on smartphones</li> </ul>	<p>Take pictures of notes or diagrams presented during a lecture or meeting. <i>***with permission</i></p> <p>Take video of information that needs to be remembered or referred to later. <i>***with permission</i></p> <p><i>Helpful when information presented is at a quick rate, too fast for you to capture important information.</i></p>



## Internal memory strategies

Internal Memory Strategies		
Internal memory aids are often used to help an individual process information in a way that improves their ability to encode, consolidate and retrieve information more easily.		
Strategy	Definition	Examples
<b><u>Visual Imagery</u></b>	Create an image in your mind of something you want to remember.	Visualize yourself driving when you are listening to directions. Picture yourself turning at the light.
<b><u>Active observation</u></b>	Observe and actively pay attention to your environment.	Actively pay attention to your surroundings while driving.
<b><u>Association</u></b>	Relate something that is unfamiliar to something you already know or are familiar with.	Recall a family member's birthday by relating it to a major holiday, names, places, dates, concepts
<b><u>Rehearsal</u></b>	Repeat information in your mind or aloud to improve encoding.	Repeat something quickly to yourself for immediate recall, such as a phone number.  Repeat something over a longer period of time to encode for delayed recall or store in your long term memory, such as facts from class or someone's name.
<b><u>First letter cues</u></b>	Focus on the first letter of a word to help learn or memorize it. Use the first letter as a cue to retrieve that word.	<b>Mnemonics.</b> The first letters of sugar, tea, eggs, milk spell STEM. Another example is using Never Eat Sour Watermelons to remember North, East, South, West.  <b>Acronyms.</b> BSEP stands for Basic Skills and Education Program.
<b><u>Rhymes (sayings)</u></b>	Link ideas and facts together by rhyming, developing patterns between words or lyrics.	"i" before "e" except after "c"
<b><u>Categorizing</u></b>	Group information into meaningful sets.	Need to remember 6 things to get from the storage shed: 2 boxes of baseball equipment, 1 box of ski gear, 2 boxes of study manuals, 1 box of baby toys.
<b><u>Story method</u></b>	Develop a story that incorporates all of the things you want to remember.	Kingdom, Phylum, Class, Order, Family, Genus, Species  <i>I will rule the <u>kingdom</u>. And my people, I will file em' (<u>phylum</u>) by <u>class</u>. I will be able to <u>order my family</u> around. I will be the most <u>genius</u> (genus) of our <u>species</u>.</i>
<b><u>Chunking</u></b>	When reciting words or numbers for immediate memory, chunk them into threes or twos.	When memorizing a driver's license number, break up the number into patterns.

## Autism spectrum disorders

*Read the following text. You will be asked questions about content after a period of time. You may be asked to participate in other tasks during this session.*

Autism Spectrum Disorders (ASD) is a relatively new term that covers autism and similar disorders. ASD is characterized by varying degrees of problems with communication skills, social interaction and repetitive patterns of behavior.

ASD includes Aspergers Syndrome, Autistic Disorder and Pervasive Developmental Disorder. Aspergers Syndrome is characterized by milder symptoms. Autistic Disorder is typical of a more severe disorder. Pervasive Developmental Disorder is characterized by very minor symptoms. Two other very rare, very serious, disorders on the ASD scale are Rett Disorder and Childhood Disintegration Disorder.

Autism disorders were first documented by Dr. L. Kanner of Johns Hopkins University in 1943. ASDs are more common in children than are better known disorders such as diabetes and Downs Syndrome. Prevalence of ASDs is between two and six children out of 1,000, worldwide.

ASD can be identified at different times in a child's early life. At birth, some babies are unresponsive to people and they focus on one item for long periods of time. In other cases symptoms do not appear until the first year or two of life. Fifty percent of children with ASD are diagnosed before they enroll in kindergarten. The existence of ASD may be suspected if the child does not babble, point or make meaningful gestures by the age of one year. If the child does not speak one word by 16 months of age, ASD can be suspected. Some other indicators include poor eye contact, lack of ability to play appropriately with toys, excessive ordering of toys, attachment to one particular toy, apparent hearing problems and poor initiation to smile when those around him/her are smiling.

All children with ASD demonstrate mild to severe deficits in social interaction. Healthy children are social beings, and early in life they gaze at people and turn toward voices. In contrast, most children with ASD have problems interacting with others, even their mother and father.

Within the first few months of life, children with ASD will avoid eye contact and seem indifferent to people. They may resist hugs and attention. They may not respond to their parents' display of affection or anger. This doesn't mean that children with ASD are not attached to their parents; rather, their expression of attachment is unusual. To parents it may seem their child doesn't care for them at all.

Children with ASD are slower in learning and interpreting what others are thinking and feeling, failing to understand social cues such as smiles and grimaces. Without the ability to interpret facial expressions, the social world appears very confusing to these children.

Moreover, many people with ASD have trouble seeing things from another person's perspective, which makes it hard for them to predict other people's actions. Many people with ASD have trouble regulating their emotions, which results in "immature" behavior such as crying and laughing in situations that are inappropriate. Individuals with ASD can be disruptive and physically aggressive at times, which can make social relationships more difficult.

Some children with ASD remain mute throughout their lives; others may be delayed but eventually develop language as late as 5 to 9 years of age. Those who do speak often use language in unusual ways. Some use only single words; others repeat the same phrase over and over again. On the other hand, children with very minor ASD can have very large vocabularies. They can often carry on a monologue about a favorite topic for extended periods of time.

Children with ASD usually have problems with their sensory systems. Sensory information helps people learn what they see, feel and hear. A disruption in this system makes the child's experience of the world confusing. Many children with ASD are painfully aware of distinct sounds, textures, tastes and smells.

One in four children with ASD has a seizure disorder. Seizures are caused by abnormal electrical activity in the brain.

While ASD cannot be cured, there are many ways to help children with ASD. Each state guarantees special educational and related services. The Individuals with Disabilities Education Act ensures free public education for children with learning disabilities. The school district pays for all necessary services, including services by speech therapists, occupational therapists, school psychiatrists, social workers and school nurses.

By law, public schools must prepare and carry out a set of instruction goals. The list of goals is known as a child's Individualized Education Program. If the child is under 3 years of age and has special needs, he or she is eligible for early intervention programs. The plan created for children under 3 is called the Individualized Family Service Plan (IFSP).

## Hamlet soliloquy: Hamlet, Prince of Denmark

*Memorize as much of the passage as possible. The following is a best-known soliloquy from William Shakespeare's play, Hamlet Prince of Denmark (written about 1600). Taken from Act 3, Scene 1, it is one of the most famous quotations in world literature.*

To be, or not to be, that is the question:  
 Whether 'tis nobler in the mind to suffer  
 The slings and arrows of outrageous fortune,  
 Or to take arms against a sea of troubles,  
 And by opposing end them? To die, to sleep,  
 No more; and by a sleep to say we end  
 The heart-ache, and the thousand natural shocks  
 That flesh is heir to: 'tis a consummation  
 Devoutly to be wished. To die, to sleep;  
 To sleep, perchance to dream – ay, there's the rub:  
 For in that sleep of death what dreams may come,  
 When we have shuffled off this mortal coil,  
 Must give us pause – there's the respect  
 That makes calamity of so long life.  
 For who would bear the whips and scorns of time,  
 The oppressor's wrong, the proud man's contumely,  
 The pangs of despised love, the law's delay,  
 The insolence of office, and the spurns  
 That patient merit of the unworthy takes,  
 When he himself might his quietus make  
 With a bare bodkin? Who would fardels bear,  
 To grunt and sweat under a weary life,  
 But that the dread of something after death,  
 The undiscovered country from whose bourn  
 No traveler returns, puzzles the will,  
 And makes us rather bear those ills we have  
 Than fly to others that we know not of?  
 Thus conscience does make cowards of us all,  
 And thus the native hue of resolution  
 Is sicklied o'er with the pale cast of thought,  
 And enterprises of great pith and moment,  
 With this regard their currents turn awry,  
 And lose the name of action. Soft you now,  
 The fair Ophelia! Nymph, in thy orisons  
 Be all my sins remembered.

**Quiz: autism spectrum disorders****Alternating Attention****Autism Spectrum Disorders & Hamlet Soliloquy**

Read the *Autism Spectrum Disorder* text and be prepared to answer these questions afterward. Your clinician may interrupt your reading with another task periodically, such as a memorization task (e.g., reading the Hamlet soliloquy). Your clinician will tell you how much time you have to complete the quiz.

1	What does ASD stand for?
2	Name 3 syndromes associated with ASD?
3	Which doctor first documented ASD?
4	What is the prevalence of ASD worldwide?
5	Name one symptom that babies with ASD may exhibit.
6	If a child doesn't speak a word by a certain age, he/she may have ASD. What is this age?
7	What are some indicators of ASD in a small child?
8	TRUE or FALSE: Children with ASD are not emotionally attached to their parents.
9	If a child with ASD is going to speak, he/she will speak by what age?
10	TRUE or FALSE: 1 in 3 children with ASD has a seizure disorder.
11	Besides difficulties with communication and emotional attachment, what other problem(s) do children with ASD have?
12	What does IFSP stand for?
13	How much of the Hamlet passage do you remember? Recite as much as you can.

## Session 4: APT-3 Generalization Form<sup>2</sup>

DATE:



Example:

APT-3 Task	Strategies Used in APT-3	How does this APT-3 activity relate to a real life situation?	Identify a strategy you could apply in this real life situation?
<i>Listen for number 1</i>	<i>Self-talk (repeat target to self)</i>	<i>Scanning through emails and looking for a specific date.</i>	<i>As you are scanning, say the date aloud over and over. It will be easy to identify when what you see matches what you hear.</i>

APT-3 Task	Strategies used during the APT-3 exercise	How does this APT-3 activity/task relate to a real life situation?	Identify a strategy you could apply in this real life situation?

- APT-3 Strategy Examples**
- Re-auditorizing
  - Visualizing
  - Verbal self cueing
  - Counting on fingers
  - Closing eyes
  - Breathing
  - Pacing
  - Body alert
  - Looking at screen
  - Working toward a goal
  - Self-talk
  - Rewards self

- Breathing/relaxation
- Clinician encouragement
- Repeating instructions
- Writing a reminder

- Generalization Strategy Examples**
- Visualization
  - Verbal self cueing
  - Self-talk (repetition of task/goal)
  - Visual cues (post its, leave item in view)
  - Auditory Cues (alarms, timers)
  - Take notes
  - Decrease distractions
  - Modify Environment
  - Take breaks
  - Break task into parts

## Session 5: Audio Recording and Zip Code Location Activity

### Audio recording questions

*You will hear a set of audio recordings and then answer the following questions. At the same time, you will complete the Zip Code Location task.*

Refer to *Zip Code Location*.

**Take 1 minute to review the questions before we begin.**

	<i>Play chosen audio recordings</i>	
<i>Questions</i>	<i>Answers</i>	
1		
2		
3		
4		
1		
2		
3		
4		
1		
2		
3		
4		

## Zip Code location and Zip Code map

Use this Zip Code Location sheet along with the Zip Codes Map worksheet to identify the zip codes that can be identified on the map of SCORE County. When you have identified a matching zip code, either circle or highlight it on the map. During this activity, you also will be listening to an audio recording. Your goal is to practice alternating your attention between the tasks and using strategies. Refer to the Optimizing Attention handout for additional attention strategies.

### Strategy Examples:

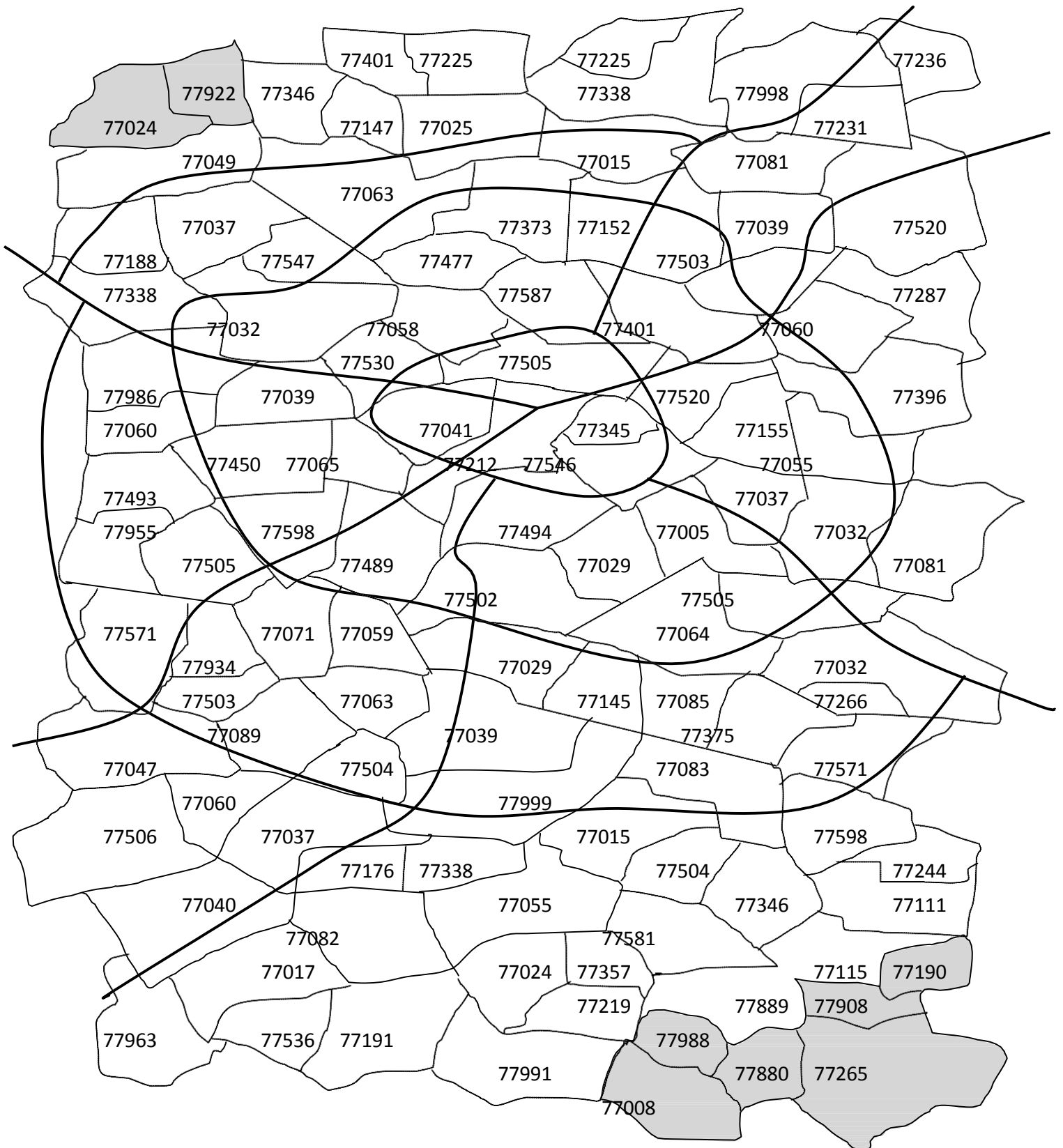
- Use pencil markings to keep track of your location on the page,
- Develop a system or pattern when alternating between the zip code location list and map,
- Use self-talk or repetition to help remember zip codes or information from the audio recordings.
- Write quick notes about the information from the audio recording to improve encoding.

Zip Codes					
77064	77015	77401	77587	77083	77506
77396	77346	77081	77005	77504	77602
77024	77338	77520	77025	77611	77017
77656	77614	77619	77622	77040	77613
77049	77060	77029	77338	77059	77346
77401	77039	77063	77373	77024	77603
77081	77037	77029	77055	77063	77060
77520	77032	77547	77477	77571	77058
77687	77654	77689	77688	77071	77065
77338	77653	77503	77375	77504	77085
77032	77032	77015	77609	77581	77489
77037	77037	77530	77055	77089	77058
77536	77754	77656	77047	77571	77450
77039	77039	77505	77505	77502	77546
77060	77612	77598	77041	77503	77598
77338	77082	77493	77494	77505	77992



### Zip Codes Map

Use the following map with the Zip Code Location Activity





# References

1. Turner-Strokes, L. (2009). Goal attainment scaling (GAS) in rehabilitation: a practical guide. *Clinical Rehabilitation*, 23; 362-370.
2. Sohlberg, M. M. & Mateer, C. A. (2010). Attention Process Training -3 (APT-3): A Direct Attention Training Program for the Remediation of Attention Deficits: APT-3 Manual. Lash & Associates Publishing/Training Inc., Youngsville, North Carolina.
3. Kiresuk, T. J., & Sherman, R. E. (1968). Goal attainment scaling a general method for evaluating comprehensive community mental health programs. *Community Mental Health Journal*, 4; 443-453.
4. Malec, James F. (1999). Goal attainment scaling in rehabilitation. *Neuropsychology Rehabilitation*, 9 (3/4); 253-275.
5. Malia, K. B., Bewick, K. C., Raymond, M. J., & Bennett, T. L. (2002). Brainwave-R, Cognitive Strategies and Techniques for Brain Injury Rehabilitation – Memory. Pro-ed, Austin, Texas.
6. Malia, K. B., Bewick, K. C., Raymond, M. J., & Bennett, T. L. (1996, November, December). A Comprehensive Approach to Memory Rehabilitation Following Brain Injury. *The Journal of Cognitive Rehabilitation*.
7. Atkinson, R. C. & Shiffrin, R. M. (1968). Chapter: Human memory: A proposed system and its control processes. In Spence, K. W., & Spence, J. T. *The psychology of learning and motivation* (Volume 2). New York: Academic Press. pp. 89–195.
8. Bennett, T. L., Malia, K., Linton, B., Raymond, M., & Bewick, K.. (1998). Rehabilitation of Attention and Concentration Deficits Following Brain Injury. *The Journal of Cognitive Rehabilitation*, (8-13).
9. Sohlberg, McKay M.. & Mateer, Catherine, A. (2001). *Cognitive Rehabilitation*. New York: Guilford Press.
10. Tadomski, M. V., Weightman, M. M., Davidson, L., Rodgers, M., & Bolgla, R. (2010). Clinical Practice Guidance: Occupational Therapy and Physical Therapy for Mild Traumatic Brain Injury. Falls Church, VA: Army Office of the Surgeon General, Rehabilitation and Reintegration Division. Internal Document.
11. Mittenberg, W., DiGiulio, D. V., Perrin, S., & Bass, A. E. (1992). Symptoms following mild head injury: expectation as etiology. *Journal of Neurology, Neurosurgery, and Psychiatry*, 55, 200-204.
12. U.S. Army Office of the Surgeon General Proponency Office for Rehabilitation and Reintegration. (2010). Mild traumatic brain injury toolkit: occupational and physical therapy sections. Draft 2.0, not in press.
13. Robinson, Francis Pleasant (1970). *Effective study* (4<sup>th</sup> ed.). Harper & Row, New York, N.Y.
14. Berg, Paul C. & Spache, George D. (1966). *The Art of Efficient Reading*. 2<sup>nd</sup> edition. The Macmillan Company, New York, NY. Page 93.
15. Thies, C.F. (2002). The American Railroad Network during the Early 19<sup>th</sup> Century: Private versus Public Enterprise. *CATO Journal*, 22-2, 229.
16. Woods, R.O. (2009). The Genesis of the Steamboat. *Mechanical Engineering*, 131-4; 44-47.

17. Covey, S. R. (1989). *The seven habits of highly effective people*. Fireside Simon & Schuster Inc. New York, New York.
18. Feeney, T. J., and Ylvisaker, M. (1998). *Collaborative Brain Injury Intervention: Positive Everyday Routines*. Thompson Delmar Learning, Clifton Park, New York.
19. Norton, M., Katzman, D., Escott, P., Chudacoff, H., Paterson, T., Tuttle, W., & Brophy, W. (1999). *A People and A Nation*. Houghton Mifflin Company, Boston, MA.

## Appendix A: Acronyms

APT	Attention Processing Training
ASD	Autism Spectrum Disorder
BSEP	Basic Skills and Education Program
GAS	Goal Attainment Scaling
IED	improvised explosive device
IFSP	Individualized Family Service Plan
MRAP	mine-resistant ambush-protected
MRE	meal-ready-to-eat
mTBI	mild traumatic brain injury
PDA	personal digital assistant
PQRST	preview, question, read, state/summary, test
SCORE	Study of Cognitive Rehabilitation Effectiveness
SMART	specific, measurable, attainable, realistic, timely (goals)
SQ3R	survey, question, read, recall/recite, review
STEM	sugar, tea, eggs, milk
TBI	traumatic brain injury

# Appendix B: APT-3 Generalization Form<sup>2</sup>

DATE:



Example:

APT-3 Task	Strategies Used in APT-3	How does this APT-3 activity relate to a real life situation?	Identify a strategy you could apply in this real life situation?
<i>Listen for number 1</i>	<i>Self-talk (repeat target to self)</i>	<i>Scanning through emails and looking for a specific date.</i>	<i>As you are scanning, say the date aloud over and over. It will be easy to identify when what you see matches what you hear.</i>

APT-3 Task	Strategies used during the APT-3 exercise	How does this APT-3 activity/task relate to a real life situation?	Identify a strategy you could apply in this real life situation?

**APT-3 Strategy Examples**

- Re-auditorizing
- Visualizing
- Verbal self cueing
- Counting on fingers
- Closing eyes
- Breathing
- Pacing
- Body alert
- Looking at screen
- Working toward a goal
- Self-talk
- Rewards self
- Breathing/relaxation
- Clinician encouragement
- Repeating instructions
- Writing a reminder

**Generalization Strategy Examples**

- Visualization
- Verbal self cueing
- Self-talk (repetition of task/goal)
- Visual cues (post its, leave item in view)
- Auditory Cues (alarms, timers)
- Take notes
- Decrease distractions
- Modify Environment
- Take breaks
- Break task into parts