



DoD Numbers for Traumatic Brain Injury Worldwide – Totals

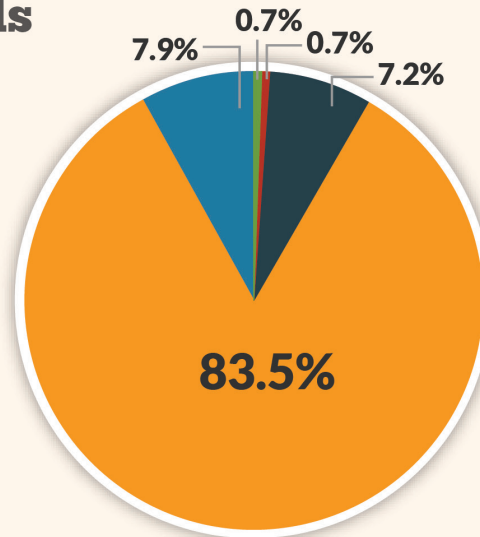
2013

■ Penetrating	187
■ Severe	195
■ Moderate	1,995
■ Mild	23,073
■ Not Classifiable	2,196

Total - All Severities **27,646**

Source: Defense Medical Surveillance System (DMSS), Theater Medical Data Store (TMDS) provided by the Armed Forces Health Surveillance Center (AFHSC)

Prepared by the Defense and Veterans Brain Injury Center (DVBIC)



2013, as of May 15, 2015

Worldwide numbers represent medical diagnoses of TBI that occurred anywhere U.S. forces are located including the continental United States since 2000.

Concussion/Mild TBI is characterized by the following: Confused or disoriented state which lasts less than 24 hours; or loss of consciousness for up to 30 minutes; or memory loss lasting less than 24 hours. Excludes penetrating TBI. A CT scan is not indicated for most patients with a Mild TBI. If obtained, it is normal.

Moderate TBI is characterized by the following: Confused or disoriented state which lasts more than 24 hours; or loss of consciousness for more than 30 minutes, but less than 24 hours; or memory loss lasting greater than 24 hours but less than seven days; or meets criteria for Mild TBI except an abnormal CT scan is present. Excludes penetrating TBI. A structural brain imaging study may be normal or abnormal.

Severe TBI is characterized by the following: Confused or disoriented state which lasts more than 24 hours; or loss of consciousness for more than 24 hours; or memory loss for more than seven days. Excludes penetrating TBI. A structural brain imaging study may be normal but usually is abnormal.

Penetrating TBI, or open head injury, is characterized by the following: A head injury in which the scalp, skull and dura mater (the outer layer of the meninges) are penetrated. Penetrating injuries can be caused by high-velocity projectiles or objects of lower velocity such as knives, or bone fragments from a skull fracture that are driven into the brain.

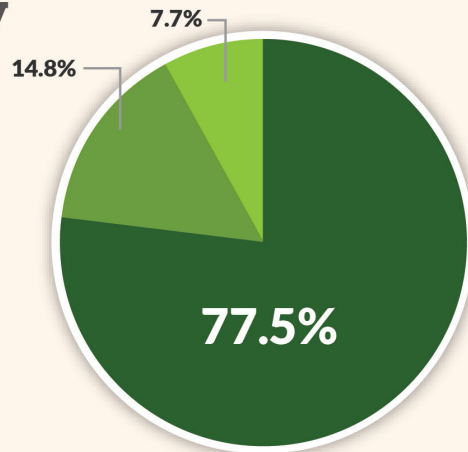


DoD Numbers for Traumatic Brain Injury Worldwide – Army

2013

Active	13,149
Guard	2,509
Reserve	1,312

Total - Army 16,970



Source: Defense Medical Surveillance System (DMSS), Theater Medical Data Store (TMDS) provided by the Armed Forces Health Surveillance Center (AFHSC)

Prepared by the Defense and Veterans Brain Injury Center (DVBIC)

2013, as of May 15, 2015

Service	Component	Severity	Diagnosed
Army	Active	Penetrating	89
		Severe	98
		Moderate	988
		Mild	10,600
		Not Classifiable	1,374
	Guard	Penetrating	17
		Severe	15
		Moderate	170
		Mild	2,110
		Not Classifiable	197
	Reserve	Penetrating	5
		Severe	11
		Moderate	74
		Mild	1,059
		Not Classifiable	163

2013 as of May 15, 2015

Source: Defense Medical Surveillance System (DMSS) and Theater Medical Data Store (TMDS) provided by the Armed Forces Health Surveillance Center (AFHSC)

Prepared by the Defense and Veterans Brain Injury Center (DVBIC)

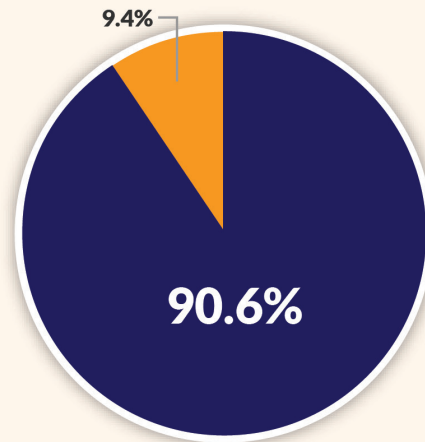


DoD Numbers for Traumatic Brain Injury Worldwide – Navy

2013

Active	3,030
Reserve	313

Total - Navy **3,343**



Source: Defense Medical Surveillance System (DMSS), Theater Medical Data Store (TMDS) provided by the Armed Forces Health Surveillance Center (AFHSC)

Prepared by the Defense and Veterans Brain Injury Center (DVBIC)

2013, as of May 15, 2015

Service	Component	Severity	Diagnosed
Navy	Active	Penetrating	23
		Severe	20
		Moderate	201
		Mild	2,672
		Not Classifiable	114
	Reserve	Penetrating	-
		Severe	1
		Moderate	24
		Mild	279
		Not Classifiable	9

2013 as of May 15, 2015

Source: Defense Medical Surveillance System (DMSS) and Theater Medical Data Store (TMDS) provided by the Armed Forces Health Surveillance Center (AFHSC)

Prepared by the Defense and Veterans Brain Injury Center (DVBIC)

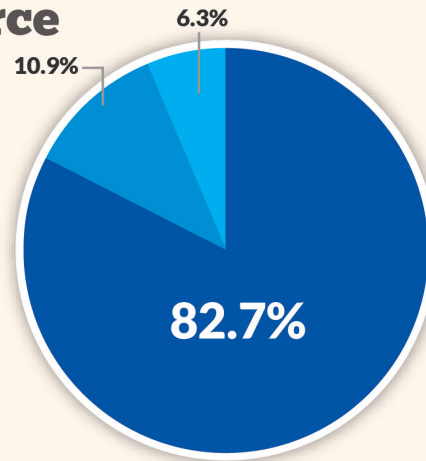


DoD Numbers for Traumatic Brain Injury Worldwide – Air Force

2013

Active	3,025
Guard	400
Reserve	232

Total - Air Force 3,657



Source: Defense Medical Surveillance System (DMSS), Theater Medical Data Store (TMDS) provided by the Armed Forces Health Surveillance Center (AFHSC)
 Prepared by the Defense and Veterans Brain Injury Center (DVBIC)

Percentages do not add up to 100% due to rounding

2013, as of May 15, 2015

Service	Component	Severity	Diagnosed
Air Force	Active	Penetrating	20
		Severe	21
		Moderate	213
		Mild	2,666
		Not Classifiable	105
	Guard	Penetrating	3
		Severe	2
		Moderate	24
		Mild	351
		Not Classifiable	20
	Reserve	Penetrating	1
		Severe	-
		Moderate	11
		Mild	211
		Not Classifiable	9

2013 as of May 15, 2015

Source: Defense Medical Surveillance System (DMSS) and Theater Medical Data Store (TMDS) provided by the Armed Forces Health Surveillance Center (AFHSC)

Prepared by the Defense and Veterans Brain Injury Center (DVBIC)

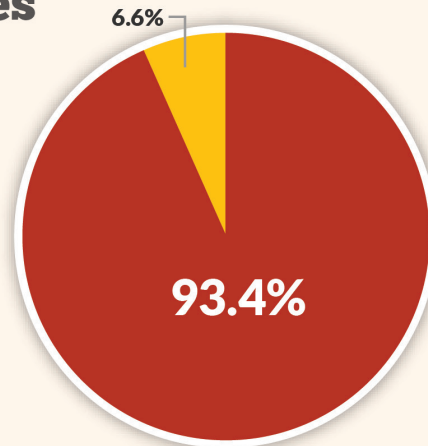


DoD Numbers for Traumatic Brain Injury Worldwide – Marines

2013

■ Active	3,434
■ Reserve	242

Total - Marines **3,676**



Source: Defense Medical Surveillance System (DMSS), Theater Medical Data Store (TMDS) provided by the Armed Forces Health Surveillance Center (AFHSC)

Prepared by the Defense and Veterans Brain Injury Center (DVBIC)

2013, as of May 15, 2015

Service	Component	Severity	Diagnosed
Marines	Active	Penetrating	26
		Severe	26
		Moderate	270
		Mild	2,913
		Not Classifiable	199
	Reserve	Penetrating	3
		Severe	1
		Moderate	20
		Mild	212
		Not Classifiable	6

2013 as of May 15, 2015

Source: Defense Medical Surveillance System (DMSS) and Theater Medical Data Store (TMDS) provided by the Armed Forces Health Surveillance Center (AFHSC)

Prepared by the Defense and Veterans Brain Injury Center (DVBIC)