



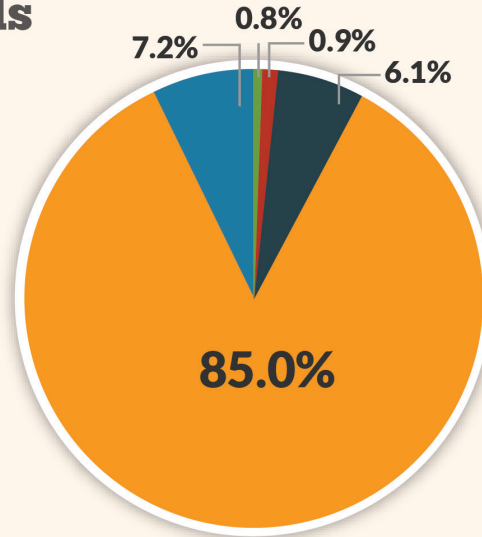
# DoD Numbers for Traumatic Brain Injury Worldwide – Totals

2012

■ Penetrating	240
■ Severe	286
■ Moderate	1,887
■ Mild	26,172
■ Not Classifiable	2,216

**Total - All Severities 30,801**

Source: Defense Medical Surveillance System (DMSS), Theater Medical Data Store (TMDS) provided by the Armed Forces Health Surveillance Center (AFHSC)  
Prepared by the Defense and Veterans Brain Injury Center (DVBIC)



2012, as of May 15, 2015

Worldwide numbers represent medical diagnoses of TBI that occurred anywhere U.S. forces are located including the continental United States since 2000.

**Concussion/Mild TBI is characterized by the following:** Confused or disoriented state which lasts less than 24 hours; or loss of consciousness for up to 30 minutes; or memory loss lasting less than 24 hours. Excludes penetrating TBI. A CT scan is not indicated for most patients with a Mild TBI. If obtained, it is normal.

**Moderate TBI is characterized by the following:** Confused or disoriented state which lasts more than 24 hours; or loss of consciousness for more than 30 minutes, but less than 24 hours; or memory loss lasting greater than 24 hours but less than seven days; or meets criteria for Mild TBI except an abnormal CT scan is present. Excludes penetrating TBI. A structural brain imaging study may be normal or abnormal.

**Severe TBI is characterized by the following:** Confused or disoriented state which lasts more than 24 hours; or loss of consciousness for more than 24 hours; or memory loss for more than seven days. Excludes penetrating TBI. A structural brain imaging study may be normal but usually is abnormal.

**Penetrating TBI, or open head injury, is characterized by the following:** A head injury in which the scalp, skull and dura mater (the outer layer of the meninges) are penetrated. Penetrating injuries can be caused by high-velocity projectiles or objects of lower velocity such as knives, or bone fragments from a skull fracture that are driven into the brain.

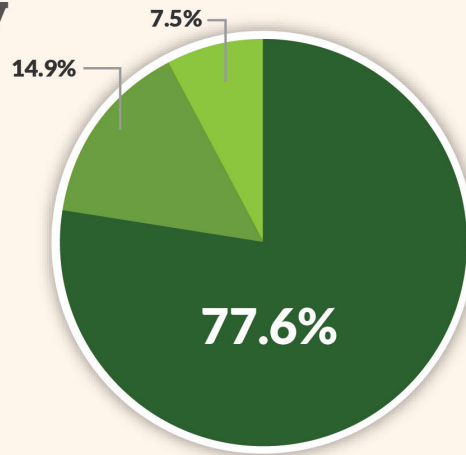


# DoD Numbers for Traumatic Brain Injury Worldwide – Army

2012

Active	15,089
Guard	2,902
Reserve	1,464

**Total - Army 19,455**



Source: Defense Medical Surveillance System (DMSS), Theater Medical Data Store (TMDS) provided by the Armed Forces Health Surveillance Center (AFHSC)

Prepared by the Defense and Veterans Brain Injury Center (DVBIC)

2012, as of May 15, 2015

Service	Component	Severity	Diagnosed
Army	Active	Penetrating	122
		Severe	152
		Moderate	921
		Mild	12,518
		Not Classifiable	1,376
	Guard	Penetrating	19
		Severe	23
		Moderate	178
		Mild	2,460
		Not Classifiable	222
	Reserve	Penetrating	11
		Severe	21
		Moderate	80
		Mild	1,222
		Not Classifiable	130

2012 as of May 15, 2015

Source: Defense Medical Surveillance System (DMSS) and Theater Medical Data Store (TMDS) provided by the Armed Forces Health Surveillance Center (AFHSC)

Prepared by the Defense and Veterans Brain Injury Center (DVBIC)



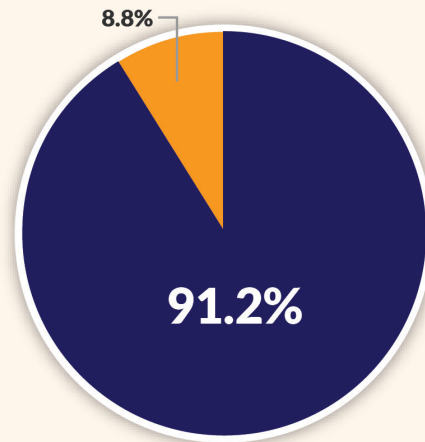
# DoD Numbers for Traumatic Brain Injury Worldwide – Navy

2012

Active	3,060
Reserve	297

---

**Total - Navy** **3,357**



Source: Defense Medical Surveillance System (DMSS), Theater Medical Data Store (TMDS) provided by the Armed Forces Health Surveillance Center (AFHSC)

Prepared by the Defense and Veterans Brain Injury Center (DVBIC)

2012, as of May 15, 2015

Service	Component	Severity	Diagnosed
Navy	Active	Penetrating	18
		Severe	27
		Moderate	207
		Mild	2,707
		Not Classifiable	101
	Reserve	Penetrating	4
		Severe	-
		Moderate	17
		Mild	256
		Not Classifiable	20

2012 as of May 15, 2015

Source: Defense Medical Surveillance System (DMSS) and Theater Medical Data Store (TMDS) provided by the Armed Forces Health Surveillance Center (AFHSC)

Prepared by the Defense and Veterans Brain Injury Center (DVBIC)



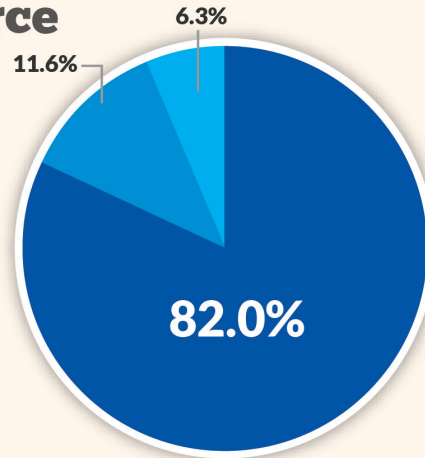
# DoD Numbers for Traumatic Brain Injury Worldwide – Air Force

2012

<span style="color: #0056b3;">■</span> Active	3,034
<span style="color: #00a0e3;">■</span> Guard	430
<span style="color: #00bfff;">■</span> Reserve	234

---

**Total - Air Force** **3,698**



Source: Defense Medical Surveillance System (DMSS), Theater Medical Data Store (TMDS) provided by the Armed Forces Health Surveillance Center (AFHSC)

Prepared by the Defense and Veterans Brain Injury Center (DVBIC)

2012, as of May 15, 2015

Percentages may not add up to 100% due to rounding

Service	Component	Severity	Diagnosed
Air Force	Active	Penetrating	24
		Severe	16
		Moderate	182
		Mild	2,706
		Not Classifiable	106
	Guard	Penetrating	2
		Severe	4
		Moderate	28
		Mild	377
		Not Classifiable	19
	Reserve	Penetrating	2
		Severe	-
		Moderate	19
		Mild	207
		Not Classifiable	6

2012 as of May 15, 2015

Source: Defense Medical Surveillance System (DMSS) and Theater Medical Data Store (TMDS) provided by the Armed Forces Health Surveillance Center (AFHSC)

Prepared by the Defense and Veterans Brain Injury Center (DVBIC)



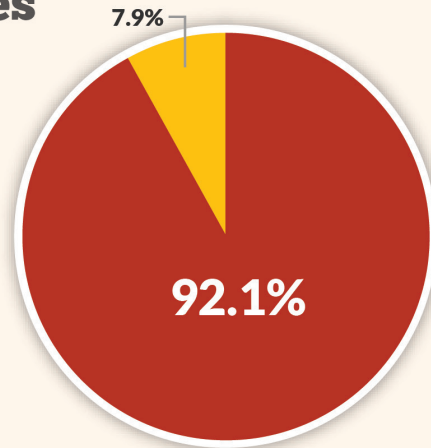
# DoD Numbers for Traumatic Brain Injury Worldwide – Marines

2012

<span style="color: red;">■</span> Active	3,950
<span style="color: yellow;">■</span> Reserve	341

---

**Total - Marines** **4,291**



Source: Defense Medical Surveillance System (DMSS), Theater Medical Data Store (TMDS) provided by the Armed Forces Health Surveillance Center (AFHSC)

Prepared by the Defense and Veterans Brain Injury Center (DVBIC)

2012, as of May 15, 2015

Service	Component	Severity	Diagnosed
Marines	Active	Penetrating	34
		Severe	42
		Moderate	232
		Mild	3,421
		Not Classifiable	221
	Reserve	Penetrating	4
		Severe	1
		Moderate	23
		Mild	298
		Not Classifiable	15

2012 as of May 15, 2015

Source: Defense Medical Surveillance System (DMSS) and Theater Medical Data Store (TMDS) provided by the Armed Forces Health Surveillance Center (AFHSC)

Prepared by the Defense and Veterans Brain Injury Center (DVBIC)