



DoD Numbers for Traumatic Brain Injury Worldwide – Totals

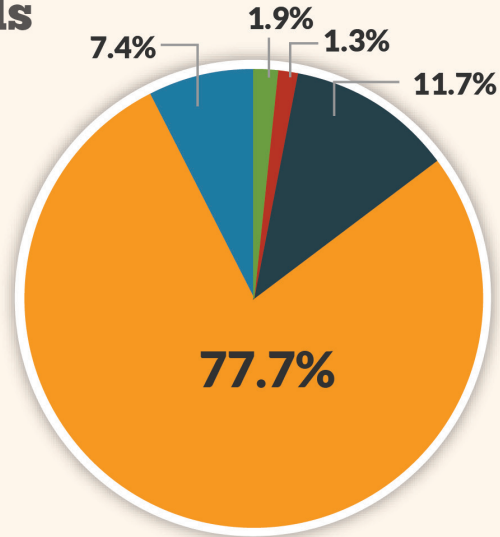
2002

■ Penetrating	239
■ Severe	157
■ Moderate	1,455
■ Mild	9,636
■ Not Classifiable	920

Total - All Severities 12,407

Source: Defense Medical Surveillance System (DMSS), Theater Medical Data Store (TMDS) provided by the Armed Forces Health Surveillance Center (AFHSC)

Prepared by the Defense and Veterans Brain Injury Center (DVBIC)



2002, as of May 15, 2015

Worldwide numbers represent medical diagnoses of TBI that occurred anywhere U.S. forces are located including the continental United States since 2000.

Concussion/Mild TBI is characterized by the following: Confused or disoriented state which lasts less than 24 hours; or loss of consciousness for up to 30 minutes; or memory loss lasting less than 24 hours. Excludes penetrating TBI. A CT scan is not indicated for most patients with a Mild TBI. If obtained, it is normal.

Moderate TBI is characterized by the following: Confused or disoriented state which lasts more than 24 hours; or loss of consciousness for more than 30 minutes, but less than 24 hours; or memory loss lasting greater than 24 hours but less than seven days; or meets criteria for Mild TBI except an abnormal CT scan is present. Excludes penetrating TBI. A structural brain imaging study may be normal or abnormal.

Severe TBI is characterized by the following: Confused or disoriented state which lasts more than 24 hours; or loss of consciousness for more than 24 hours; or memory loss for more than seven days. Excludes penetrating TBI. A structural brain imaging study may be normal but usually is abnormal.

Penetrating TBI, or open head injury, is characterized by the following: A head injury in which the scalp, skull and dura mater (the outer layer of the meninges) are penetrated. Penetrating injuries can be caused by high-velocity projectiles or objects of lower velocity such as knives, or bone fragments from a skull fracture that are driven into the brain.

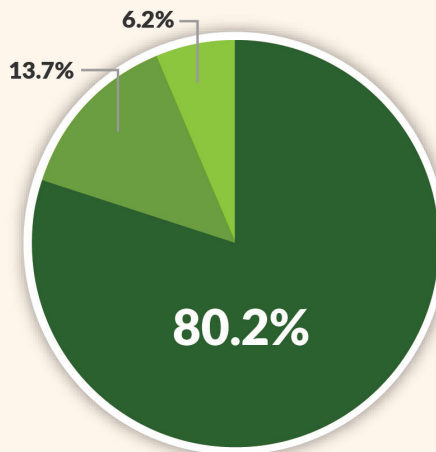


DoD Numbers for Traumatic Brain Injury Worldwide – Army

2002

Active	4,204
Guard	717
Reserve	323

Total - Army 5,244



Source: Defense Medical Surveillance System (DMSS), Theater Medical Data Store (TMDS) provided by the Armed Forces Health Surveillance Center (AFHSC)

Prepared by the Defense and Veterans Brain Injury Center (DVBIC)

2002, as of May 15, 2015

Percentages do not add up to 100% due to rounding

Service	Component	Severity	Diagnosed
Army	Active	Penetrating	88
		Severe	54
		Moderate	446
		Mild	3,253
		Not Classifiable	363
	Guard	Penetrating	19
		Severe	11
		Moderate	82
		Mild	558
		Not Classifiable	47
	Reserve	Penetrating	4
		Severe	-
		Moderate	40
		Mild	256
		Not Classifiable	23

2002 as of May 15, 2015

Source: Defense Medical Surveillance System (DMSS) and Theater Medical Data Store (TMDS) provided by the Armed Forces Health Surveillance Center (AFHSC)

Prepared by the Defense and Veterans Brain Injury Center (DVBIC)

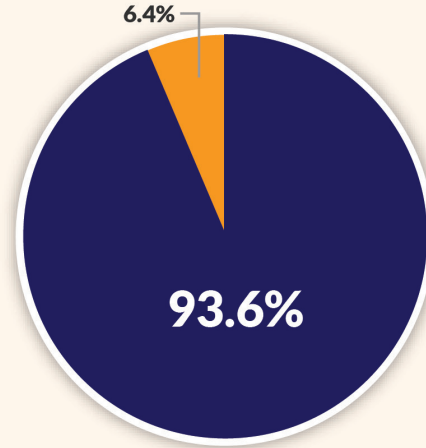


DoD Numbers for Traumatic Brain Injury Worldwide – Navy

2002

 Active	2,512
 Reserve	171

Total - Navy **2,683**



Source: Defense Medical Surveillance System (DMSS), Theater Medical Data Store (TMDS) provided by the Armed Forces Health Surveillance Center (AFHSC)

Prepared by the Defense and Veterans Brain Injury Center (DVBIC)

2002, as of May 15, 2015

Service	Component	Severity	Diagnosed
Navy	Active	Penetrating	54
		Severe	27
		Moderate	298
		Mild	1,890
		Not Classifiable	243
	Reserve	Penetrating	5
		Severe	5
		Moderate	18
		Mild	131
		Not Classifiable	12

2002 as of May 15, 2015

Source: Defense Medical Surveillance System (DMSS) and Theater Medical Data Store (TMDS) provided by the Armed Forces Health Surveillance Center (AFHSC)

Prepared by the Defense and Veterans Brain Injury Center (DVBIC)

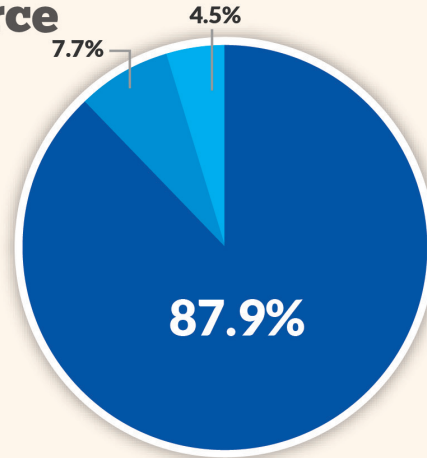


DoD Numbers for Traumatic Brain Injury Worldwide – Air Force

2002

Active	2,130
Guard	186
Reserve	108

Total - Air Force 2,424



Source: Defense Medical Surveillance System (DMSS), Theater Medical Data Store (TMDS) provided by the Armed Forces Health Surveillance Center (AFHSC)

Prepared by the Defense and Veterans Brain Injury Center (DVBIC)

2002, as of May 15, 2015

Percentages do not add up to 100% due to rounding

Service	Component	Severity	Diagnosed
Air Force	Active	Penetrating	32
		Severe	24
		Moderate	254
		Mild	1,709
		Not Classifiable	111
	Guard	Penetrating	4
		Severe	1
		Moderate	17
		Mild	149
		Not Classifiable	15
	Reserve	Penetrating	3
		Severe	3
		Moderate	10
		Mild	86
		Not Classifiable	6

2002 as of May 15, 2015

Source: Defense Medical Surveillance System (DMSS) and Theater Medical Data Store (TMDS) provided by the Armed Forces Health Surveillance Center (AFHSC)

Prepared by the Defense and Veterans Brain Injury Center (DVBIC)

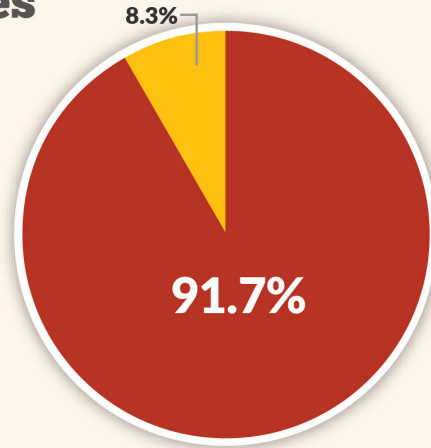


DoD Numbers for Traumatic Brain Injury Worldwide – Marines

2002

■ Active	1,886
■ Reserve	170

Total - Marines **2,056**



Source: Defense Medical Surveillance System (DMSS), Theater Medical Data Store (TMDS) provided by the Armed Forces Health Surveillance Center (AFHSC)

Prepared by the Defense and Veterans Brain Injury Center (DVBIC)

2002, as of May 15, 2015

Service	Component	Severity	Diagnosed
Marines	Active	Penetrating	27
		Severe	31
		Moderate	278
		Mild	1,459
		Not Classifiable	91
	Reserve	Penetrating	3
		Severe	1
		Moderate	12
		Mild	145
		Not Classifiable	9

2002 as of May 15, 2015

Source: Defense Medical Surveillance System (DMSS) and Theater Medical Data Store (TMDS) provided by the Armed Forces Health Surveillance Center (AFHSC)

Prepared by the Defense and Veterans Brain Injury Center (DVBIC)