



DoD Numbers for Traumatic Brain Injury Worldwide – Totals

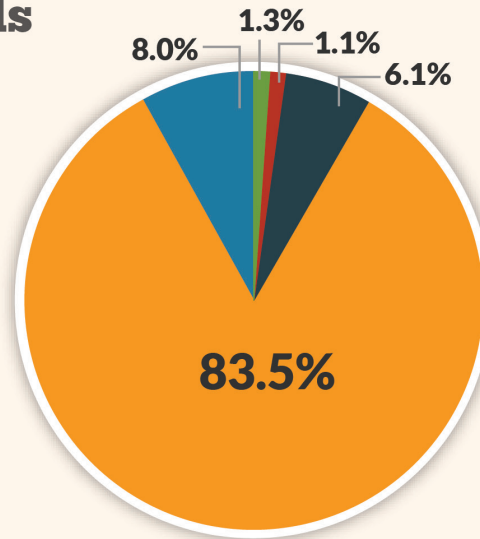
2011

■ Penetrating	423
■ Severe	364
■ Moderate	2,018
■ Mild	27,464
■ Not Classifiable	2,638

Total - All Severities **32,907**

Source: Defense Medical Surveillance System (DMSS), Theater Medical Data Store (TMDS) provided by the Armed Forces Health Surveillance Center (AFHSC)

Prepared by the Defense and Veterans Brain Injury Center (DVBIC)



2011, as of May 15, 2015

Worldwide numbers represent medical diagnoses of TBI that occurred anywhere U.S. forces are located including the continental United States since 2000.

Concussion/Mild TBI is characterized by the following: Confused or disoriented state which lasts less than 24 hours; or loss of consciousness for up to 30 minutes; or memory loss lasting less than 24 hours. Excludes penetrating TBI. A CT scan is not indicated for most patients with a Mild TBI. If obtained, it is normal.

Moderate TBI is characterized by the following: Confused or disoriented state which lasts more than 24 hours; or loss of consciousness for more than 30 minutes, but less than 24 hours; or memory loss lasting greater than 24 hours but less than seven days; or meets criteria for Mild TBI except an abnormal CT scan is present. Excludes penetrating TBI. A structural brain imaging study may be normal or abnormal.

Severe TBI is characterized by the following: Confused or disoriented state which lasts more than 24 hours; or loss of consciousness for more than 24 hours; or memory loss for more than seven days. Excludes penetrating TBI. A structural brain imaging study may be normal but usually is abnormal.

Penetrating TBI, or open head injury, is characterized by the following: A head injury in which the scalp, skull and dura mater (the outer layer of the meninges) are penetrated. Penetrating injuries can be caused by high-velocity projectiles or objects of lower velocity such as knives, or bone fragments from a skull fracture that are driven into the brain.

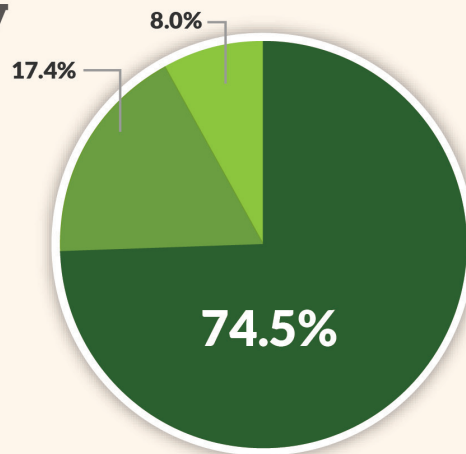


DoD Numbers for Traumatic Brain Injury Worldwide – Army

2011

Active	15,806
Guard	3,697
Reserve	1,701

Total - Army 21,204



Source: Defense Medical Surveillance System (DMSS), Theater Medical Data Store (TMDS) provided by the Armed Forces Health Surveillance Center (AFHSC)

Prepared by the Defense and Veterans Brain Injury Center (DVBIC)
Percentages may not add up to 100% due to rounding

2011, as of May 15, 2015

Service	Component	Severity	Diagnosed
Army	Active	Penetrating	242
		Severe	149
		Moderate	959
		Mild	13,146
		Not Classifiable	1,310
	Guard	Penetrating	41
		Severe	33
		Moderate	213
		Mild	2,853
		Not Classifiable	557
	Reserve	Penetrating	19
		Severe	24
		Moderate	97
		Mild	1,355
		Not Classifiable	206

2011 as of May 15, 2015

Source: Defense Medical Surveillance System (DMSS) and Theater Medical Data Store (TMDS) provided by the Armed Forces Health Surveillance Center (AFHSC)

Prepared by the Defense and Veterans Brain Injury Center (DVBIC)

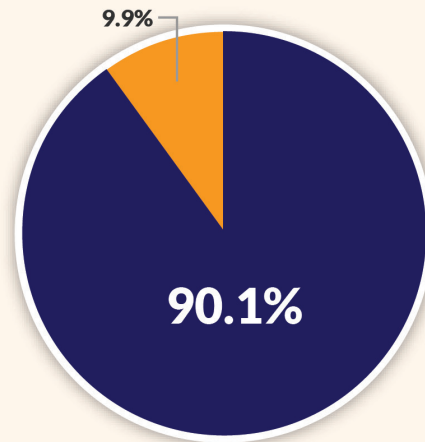


DoD Numbers for Traumatic Brain Injury Worldwide – Navy

2011

Active	2,735
Reserve	301

Total - Navy **3,036**



Source: Defense Medical Surveillance System (DMSS), Theater Medical Data Store (TMDS) provided by the Armed Forces Health Surveillance Center (AFHSC)

Prepared by the Defense and Veterans Brain Injury Center (DVBIC)

2011, as of May 15, 2015

Service	Component	Severity	Diagnosed
Navy	Active	Penetrating	23
		Severe	21
		Moderate	167
		Mild	2,404
		Not Classifiable	120
	Reserve	Penetrating	3
		Severe	1
		Moderate	21
		Mild	259
		Not Classifiable	17

2011 as of May 15, 2015

Source: Defense Medical Surveillance System (DMSS) and Theater Medical Data Store (TMDS) provided by the Armed Forces Health Surveillance Center (AFHSC)

Prepared by the Defense and Veterans Brain Injury Center (DVBIC)

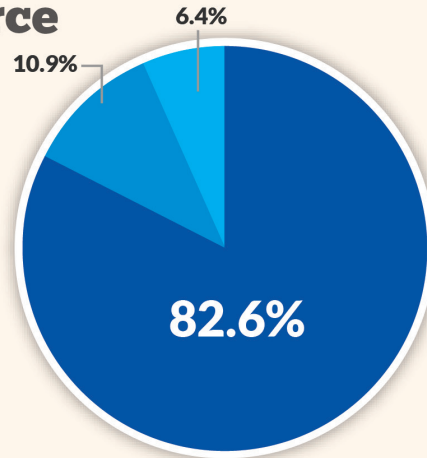


DoD Numbers for Traumatic Brain Injury Worldwide – Air Force

2011

Active	2,924
Guard	387
Reserve	227

Total - Air Force 3,538



Source: Defense Medical Surveillance System (DMSS), Theater Medical Data Store (TMDS) provided by the Armed Forces Health Surveillance Center (AFHSC)

Prepared by the Defense and Veterans Brain Injury Center (DVBIC)
Percentages may not add up to 100% due to rounding

2011, as of May 15, 2015

Service	Component	Severity	Diagnosed
Air Force	Active	Penetrating	32
		Severe	23
		Moderate	159
		Mild	2,608
		Not Classifiable	102
	Guard	Penetrating	7
		Severe	-
		Moderate	30
		Mild	337
		Not Classifiable	13
	Reserve	Penetrating	4
		Severe	2
		Moderate	11
		Mild	201
		Not Classifiable	9

2011 as of May 15, 2015

Source: Defense Medical Surveillance System (DMSS) and Theater Medical Data Store (TMDS) provided by the Armed Forces Health Surveillance Center (AFHSC)

Prepared by the Defense and Veterans Brain Injury Center (DVBIC)

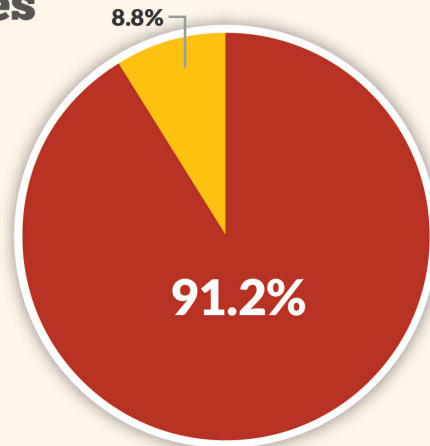


DoD Numbers for Traumatic Brain Injury Worldwide – Marines

2011

■ Active	4,677
■ Reserve	452

Total - Marines **5,129**



Source: Defense Medical Surveillance System (DMSS), Theater Medical Data Store (TMDS) provided by the Armed Forces Health Surveillance Center (AFHSC)

Prepared by the Defense and Veterans Brain Injury Center (DVBIC)

2011, as of May 15, 2015

Service	Component	Severity	Diagnosed
Marines	Active	Penetrating	48
		Severe	97
		Moderate	333
		Mild	3,927
		Not Classifiable	272
	Reserve	Penetrating	4
		Severe	14
		Moderate	28
		Mild	374
		Not Classifiable	32

2011 as of May 15, 2015

Source: Defense Medical Surveillance System (DMSS) and Theater Medical Data Store (TMDS) provided by the Armed Forces Health Surveillance Center (AFHSC)

Prepared by the Defense and Veterans Brain Injury Center (DVBIC)