



# DoD Numbers for Traumatic Brain Injury Worldwide – Totals

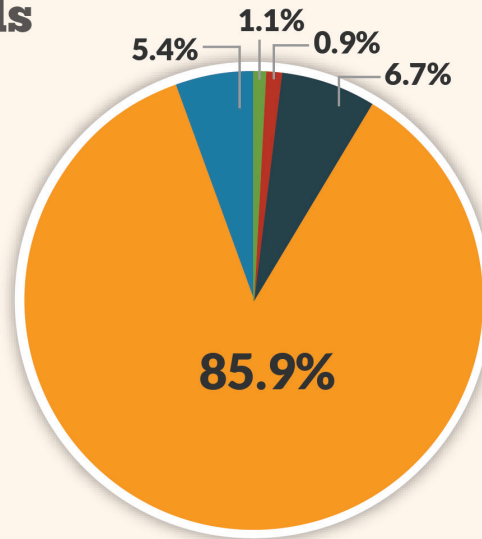
2010

<span style="color: green;">■</span> Penetrating	330
<span style="color: red;">■</span> Severe	273
<span style="color: darkblue;">■</span> Moderate	1,965
<span style="color: orange;">■</span> Mild	25,280
<span style="color: blue;">■</span> Not Classifiable	1,594

**Total - All Severities 29,442**

Source: Defense Medical Surveillance System (DMSS), Theater Medical Data Store (TMDS) provided by the Armed Forces Health Surveillance Center (AFHSC)

Prepared by the Defense and Veterans Brain Injury Center (DVBIC)



2010, as of May 15, 2015

Worldwide numbers represent medical diagnoses of TBI that occurred anywhere U.S. forces are located including the continental United States since 2000.

**Concussion/Mild TBI is characterized by the following:** Confused or disoriented state which lasts less than 24 hours; or loss of consciousness for up to 30 minutes; or memory loss lasting less than 24 hours. Excludes penetrating TBI. A CT scan is not indicated for most patients with a Mild TBI. If obtained, it is normal.

**Moderate TBI is characterized by the following:** Confused or disoriented state which lasts more than 24 hours; or loss of consciousness for more than 30 minutes, but less than 24 hours; or memory loss lasting greater than 24 hours but less than seven days; or meets criteria for Mild TBI except an abnormal CT scan is present. Excludes penetrating TBI. A structural brain imaging study may be normal or abnormal.

**Severe TBI is characterized by the following:** Confused or disoriented state which lasts more than 24 hours; or loss of consciousness for more than 24 hours; or memory loss for more than seven days. Excludes penetrating TBI. A structural brain imaging study may be normal but usually is abnormal.

**Penetrating TBI, or open head injury, is characterized by the following:** A head injury in which the scalp, skull and dura mater (the outer layer of the meninges) are penetrated. Penetrating injuries can be caused by high-velocity projectiles or objects of lower velocity such as knives, or bone fragments from a skull fracture that are driven into the brain.

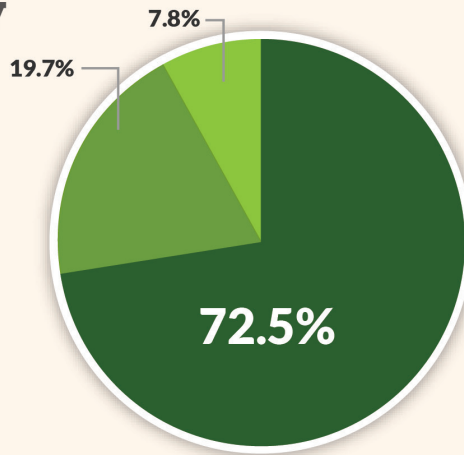


# DoD Numbers for Traumatic Brain Injury Worldwide – Army

2010

Active	13,558
Guard	3,680
Reserve	1,461

**Total - Army 18,699**



Source: Defense Medical Surveillance System (DMSS), Theater Medical Data Store (TMDS) provided by the Armed Forces Health Surveillance Center (AFHSC)

Prepared by the Defense and Veterans Brain Injury Center (DVBIC)

2010, as of May 15, 2015

Service	Component	Severity	Diagnosed
Army	Active	Penetrating	174
		Severe	130
		Moderate	882
		Mild	11,473
		Not Classifiable	899
	Guard	Penetrating	39
		Severe	39
		Moderate	227
		Mild	3,117
		Not Classifiable	258
	Reserve	Penetrating	12
		Severe	21
		Moderate	105
		Mild	1,209
		Not Classifiable	114

2010 as of May 15, 2015

Source: Defense Medical Surveillance System (DMSS) and Theater Medical Data Store (TMDS) provided by the Armed Forces Health Surveillance Center (AFHSC)

Prepared by the Defense and Veterans Brain Injury Center (DVBIC)



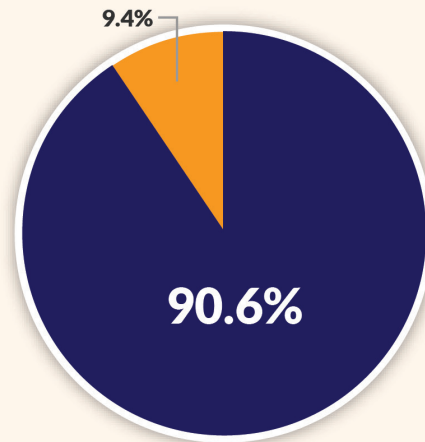
# DoD Numbers for Traumatic Brain Injury Worldwide – Navy

2010

Active	2,592
Reserve	270

---

**Total - Navy** **2,862**



Source: Defense Medical Surveillance System (DMSS), Theater Medical Data Store (TMDS) provided by the Armed Forces Health Surveillance Center (AFHSC)

Prepared by the Defense and Veterans Brain Injury Center (DVBIC)

2010, as of May 15, 2015

Service	Component	Severity	Diagnosed
Navy	Active	Penetrating	16
		Severe	22
		Moderate	157
		Mild	2,319
		Not Classifiable	78
	Reserve	Penetrating	3
		Severe	3
		Moderate	19
		Mild	235
		Not Classifiable	10

2010 as of May 15, 2015

Source: Defense Medical Surveillance System (DMSS) and Theater Medical Data Store (TMDS) provided by the Armed Forces Health Surveillance Center (AFHSC)

Prepared by the Defense and Veterans Brain Injury Center (DVBIC)



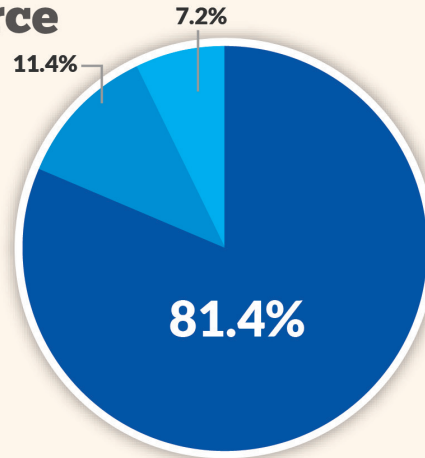
# DoD Numbers for Traumatic Brain Injury Worldwide – Air Force

2010

<span style="color: #0056b3;">■</span> Active	2,774
<span style="color: #00a0e3;">■</span> Guard	388
<span style="color: #00bfff;">■</span> Reserve	244

---

**Total - Air Force** **3,406**



Source: Defense Medical Surveillance System (DMSS), Theater Medical Data Store (TMDS) provided by the Armed Forces Health Surveillance Center (AFHSC)

Prepared by the Defense and Veterans Brain Injury Center (DVBIC)

2010, as of May 15, 2015

Service	Component	Severity	Diagnosed
Air Force	Active	Penetrating	26
		Severe	13
		Moderate	180
		Mild	2,504
		Not Classifiable	51
	Guard	Penetrating	4
		Severe	1
		Moderate	27
		Mild	345
		Not Classifiable	11
	Reserve	Penetrating	4
		Severe	3
		Moderate	23
		Mild	207
		Not Classifiable	7

2010 as of May 15, 2015

Source: Defense Medical Surveillance System (DMSS) and Theater Medical Data Store (TMDS) provided by the Armed Forces Health Surveillance Center (AFHSC)

Prepared by the Defense and Veterans Brain Injury Center (DVBIC)



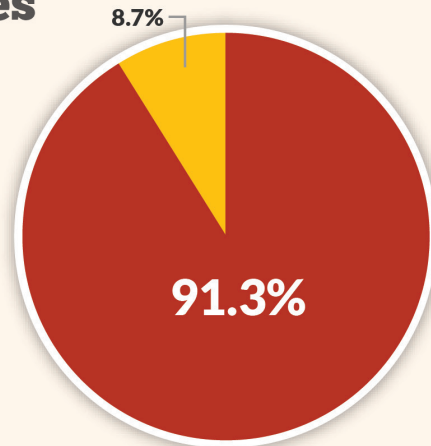
# DoD Numbers for Traumatic Brain Injury Worldwide – Marines

2010

<span style="color: red;">■</span> Active	4,084
<span style="color: yellow;">■</span> Reserve	391

---

**Total - Marines** **4,475**



Source: Defense Medical Surveillance System (DMSS), Theater Medical Data Store (TMDS) provided by the Armed Forces Health Surveillance Center (AFHSC)

Prepared by the Defense and Veterans Brain Injury Center (DVBIC)

2010, as of May 15, 2015

Service	Component	Severity	Diagnosed
Marines	Active	Penetrating	45
		Severe	34
		Moderate	307
		Mild	3,548
		Not Classifiable	150
	Reserve	Penetrating	7
		Severe	7
		Moderate	38
		Mild	323
		Not Classifiable	16

2010 as of May 15, 2015

Source: Defense Medical Surveillance System (DMSS) and Theater Medical Data Store (TMDS) provided by the Armed Forces Health Surveillance Center (AFHSC)

Prepared by the Defense and Veterans Brain Injury Center (DVBIC)