



# DoD Numbers for Traumatic Brain Injury Worldwide – Totals

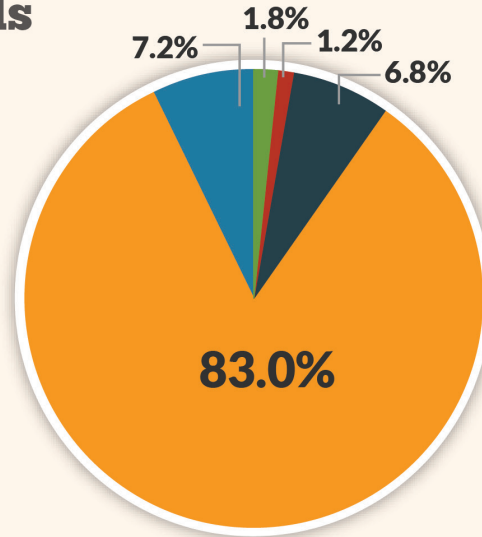
2009

Penetrating	513
Severe	350
Moderate	1,971
Mild	24,044
Not Classifiable	2,080

**Total - All Severities 28,958**

Source: Defense Medical Surveillance System (DMSS), Theater Medical Data Store (TMDS) provided by the Armed Forces Health Surveillance Center (AFHSC)

Prepared by the Defense and Veterans Brain Injury Center (DVBIC)



2009, as of May 15, 2015

Worldwide numbers represent medical diagnoses of TBI that occurred anywhere U.S. forces are located including the continental United States since 2000.

**Concussion/Mild TBI is characterized by the following:** Confused or disoriented state which lasts less than 24 hours; or loss of consciousness for up to 30 minutes; or memory loss lasting less than 24 hours. Excludes penetrating TBI. A CT scan is not indicated for most patients with a Mild TBI. If obtained, it is normal.

**Moderate TBI is characterized by the following:** Confused or disoriented state which lasts more than 24 hours; or loss of consciousness for more than 30 minutes, but less than 24 hours; or memory loss lasting greater than 24 hours but less than seven days; or meets criteria for Mild TBI except an abnormal CT scan is present. Excludes penetrating TBI. A structural brain imaging study may be normal or abnormal.

**Severe TBI is characterized by the following:** Confused or disoriented state which lasts more than 24 hours; or loss of consciousness for more than 24 hours; or memory loss for more than seven days. Excludes penetrating TBI. A structural brain imaging study may be normal but usually is abnormal.

**Penetrating TBI, or open head injury, is characterized by the following:** A head injury in which the scalp, skull and dura mater (the outer layer of the meninges) are penetrated. Penetrating injuries can be caused by high-velocity projectiles or objects of lower velocity such as knives, or bone fragments from a skull fracture that are driven into the brain.

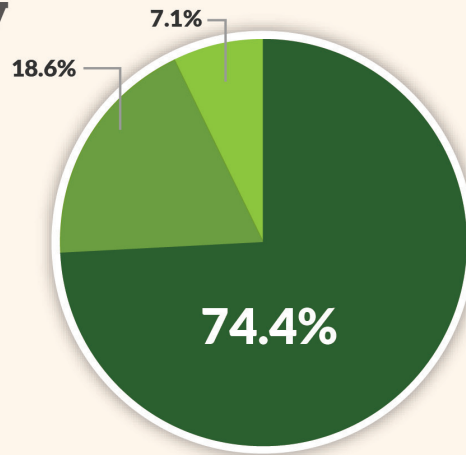


# DoD Numbers for Traumatic Brain Injury Worldwide – Army

2009

Active	14,058
Guard	3,509
Reserve	1,333

**Total - Army 18,900**



Source: Defense Medical Surveillance System (DMSS), Theater Medical Data Store (TMDS) provided by the Armed Forces Health Surveillance Center (AFHSC)

Prepared by the Defense and Veterans Brain Injury Center (DVBIC)

2009, as of May 15, 2015

Percentages may not add up to 100% due to rounding

Service	Component	Severity	Diagnosed
Army	Active	Penetrating	330
		Severe	190
		Moderate	901
		Mild	11,160
		Not Classifiable	1,477
	Guard	Penetrating	67
		Severe	50
		Moderate	247
		Mild	2,933
		Not Classifiable	212
	Reserve	Penetrating	17
		Severe	15
		Moderate	92
		Mild	1,099
		Not Classifiable	110

2009 as of May 15, 2015

Source: Defense Medical Surveillance System (DMSS) and Theater Medical Data Store (TMDS) provided by the Armed Forces Health Surveillance Center (AFHSC)

Prepared by the Defense and Veterans Brain Injury Center (DVBIC)



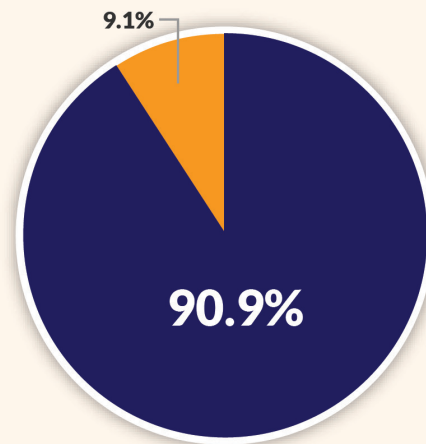
# DoD Numbers for Traumatic Brain Injury Worldwide – Navy

2009

Active	2,739
Reserve	275

---

**Total - Navy** **3,014**



Source: Defense Medical Surveillance System (DMSS), Theater Medical Data Store (TMDS) provided by the Armed Forces Health Surveillance Center (AFHSC)

Prepared by the Defense and Veterans Brain Injury Center (DVBIC)

2009, as of May 15, 2015

Service	Component	Severity	Diagnosed
Navy	Active	Penetrating	25
		Severe	17
		Moderate	171
		Mild	2,448
		Not Classifiable	78
	Reserve	Penetrating	3
		Severe	3
		Moderate	28
		Mild	228
		Not Classifiable	13

2009 as of May 15, 2015

Source: Defense Medical Surveillance System (DMSS) and Theater Medical Data Store (TMDS) provided by the Armed Forces Health Surveillance Center (AFHSC)

Prepared by the Defense and Veterans Brain Injury Center (DVBIC)



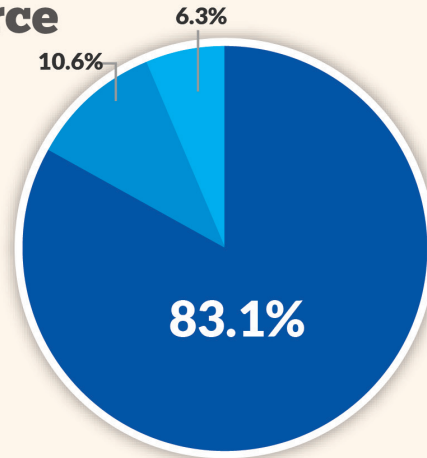
# DoD Numbers for Traumatic Brain Injury Worldwide – Air Force

2009

■ Active	2,693
■ Guard	344
■ Reserve	203

---

**Total - Air Force**                      **3,240**



Source: Defense Medical Surveillance System (DMSS), Theater Medical Data Store (TMDS) provided by the Armed Forces Health Surveillance Center (AFHSC)

Prepared by the Defense and Veterans Brain Injury Center (DVBIC)

2009, as of May 15, 2015

Service	Component	Severity	Diagnosed
Air Force	Active	Penetrating	24
		Severe	22
		Moderate	197
		Mild	2,401
		Not Classifiable	49
	Guard	Penetrating	2
		Severe	1
		Moderate	27
		Mild	305
		Not Classifiable	9
	Reserve	Penetrating	1
		Severe	4
		Moderate	16
		Mild	177
		Not Classifiable	5

2009 as of May 15, 2015

Source: Defense Medical Surveillance System (DMSS) and Theater Medical Data Store (TMDS) provided by the Armed Forces Health Surveillance Center (AFHSC)

Prepared by the Defense and Veterans Brain Injury Center (DVBIC)



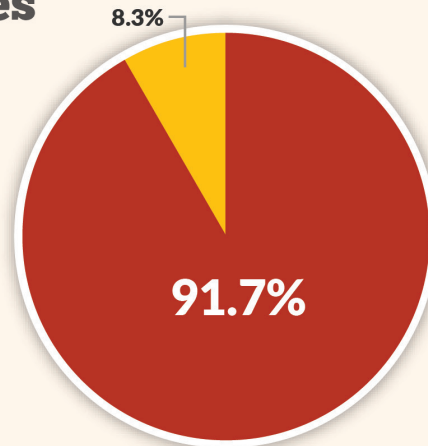
# DoD Numbers for Traumatic Brain Injury Worldwide – Marines

2009

<span style="color: red;">■</span> Active	3,490
<span style="color: yellow;">■</span> Reserve	314

---

**Total - Marines** **3,804**



Source: Defense Medical Surveillance System (DMSS), Theater Medical Data Store (TMDS) provided by the Armed Forces Health Surveillance Center (AFHSC)

Prepared by the Defense and Veterans Brain Injury Center (DVBIC)

2009, as of May 15, 2015

Service	Component	Severity	Diagnosed
Marines	Active	Penetrating	42
		Severe	46
		Moderate	270
		Mild	3,022
		Not Classifiable	110
	Reserve	Penetrating	2
		Severe	2
		Moderate	22
		Mild	271
		Not Classifiable	17

2009 as of May 15, 2015

Source: Defense Medical Surveillance System (DMSS) and Theater Medical Data Store (TMDS) provided by the Armed Forces Health Surveillance Center (AFHSC)

Prepared by the Defense and Veterans Brain Injury Center (DVBIC)