



DoD Numbers for Traumatic Brain Injury Worldwide – Totals

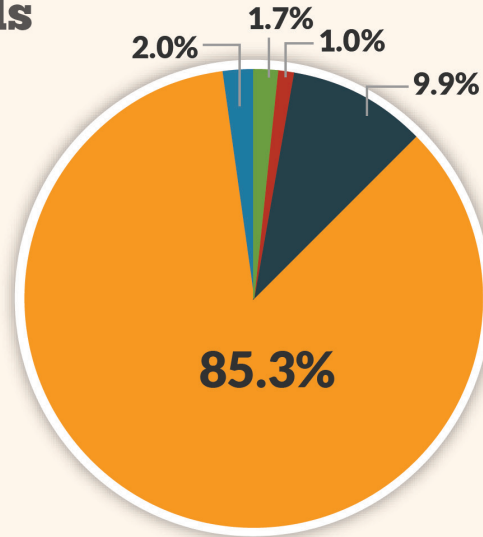
2007

■ Penetrating	406
■ Severe	243
■ Moderate	2,300
■ Mild	19,805
■ Not Classifiable	464

Total - All Severities **23,218**

Source: Defense Medical Surveillance System (DMSS),
Theater Medical Data Store (TMDS) provided by the
Armed Forces Health Surveillance Center (AFHSC)

Prepared by the Defense and Veterans Brain Injury Center (DVBIC)
Percentages may not add up to 100% due to rounding



2007, as of May 15, 2015

Worldwide numbers represent medical diagnoses of TBI that occurred anywhere U.S. forces are located including the continental United States since 2000.

Concussion/Mild TBI is characterized by the following: Confused or disoriented state which lasts less than 24 hours; or loss of consciousness for up to 30 minutes; or memory loss lasting less than 24 hours. Excludes penetrating TBI. A CT scan is not indicated for most patients with a Mild TBI. If obtained, it is normal.

Moderate TBI is characterized by the following: Confused or disoriented state which lasts more than 24 hours; or loss of consciousness for more than 30 minutes, but less than 24 hours; or memory loss lasting greater than 24 hours but less than seven days; or meets criteria for Mild TBI except an abnormal CT scan is present. Excludes penetrating TBI. A structural brain imaging study may be normal or abnormal.

Severe TBI is characterized by the following: Confused or disoriented state which lasts more than 24 hours; or loss of consciousness for more than 24 hours; or memory loss for more than seven days. Excludes penetrating TBI. A structural brain imaging study may be normal but usually is abnormal.

Penetrating TBI, or open head injury, is characterized by the following: A head injury in which the scalp, skull and dura mater (the outer layer of the meninges) are penetrated. Penetrating injuries can be caused by high-velocity projectiles or objects of lower velocity such as knives, or bone fragments from a skull fracture that are driven into the brain.

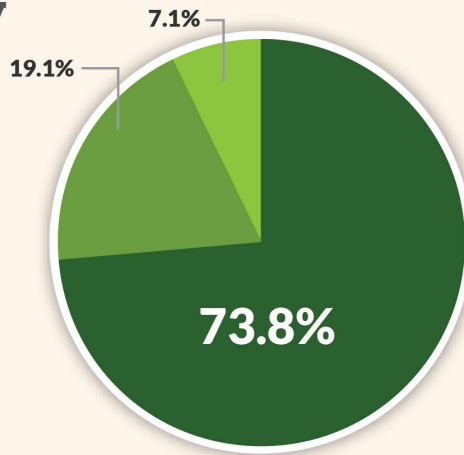


DoD Numbers for Traumatic Brain Injury Worldwide – Army

2007

Active	10,719
Guard	2,773
Reserve	1,027

Total - Army 14,519



Source: Defense Medical Surveillance System (DMSS), Theater Medical Data Store (TMDS) provided by the Armed Forces Health Surveillance Center (AFHSC)

Prepared by the Defense and Veterans Brain Injury Center (DVBIC)

2007, as of May 15, 2015

Service	Component	Severity	Diagnosed
Army	Active	Penetrating	236
		Severe	130
		Moderate	1,065
		Mild	9,033
		Not Classifiable	255
	Guard	Penetrating	30
		Severe	28
		Moderate	241
		Mild	2,424
		Not Classifiable	50
	Reserve	Penetrating	13
		Severe	8
		Moderate	104
		Mild	878
		Not Classifiable	24

2007 as of May 15, 2015

Source: Defense Medical Surveillance System (DMSS) and Theater Medical Data Store (TMDS) provided by the Armed Forces Health Surveillance Center (AFHSC)

Prepared by the Defense and Veterans Brain Injury Center (DVBIC)

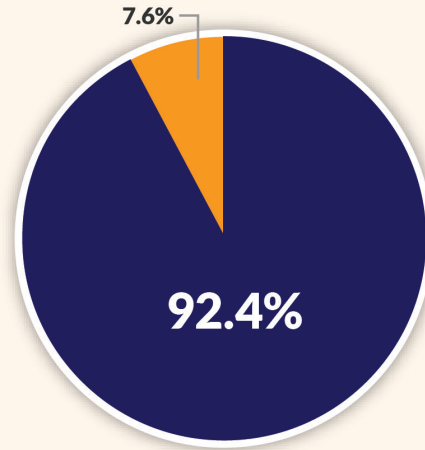


DoD Numbers for Traumatic Brain Injury Worldwide – Navy

2007

 Active	2,609
 Reserve	216

Total - Navy 2,825



Source: Defense Medical Surveillance System (DMSS), Theater Medical Data Store (TMDS) provided by the Armed Forces Health Surveillance Center (AFHSC)

Prepared by the Defense and Veterans Brain Injury Center (DVBIC)

2007, as of May 15, 2015

Service	Component	Severity	Diagnosed
Navy	Active	Penetrating	38
		Severe	18
		Moderate	249
		Mild	2,249
		Not Classifiable	55
	Reserve	Penetrating	1
		Severe	1
		Moderate	16
		Mild	189
		Not Classifiable	9

2007 as of May 15, 2015

Source: Defense Medical Surveillance System (DMSS) and Theater Medical Data Store (TMDS) provided by the Armed Forces Health Surveillance Center (AFHSC)

Prepared by the Defense and Veterans Brain Injury Center (DVBIC)

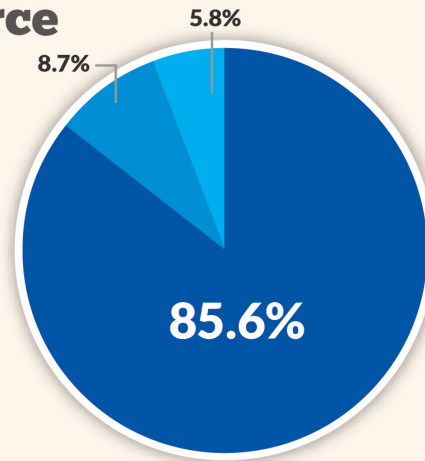


DoD Numbers for Traumatic Brain Injury Worldwide – Air Force

2007

Active	2,343
Guard	237
Reserve	158

Total - Air Force 2,738



Source: Defense Medical Surveillance System (DMSS), Theater Medical Data Store (TMDS) provided by the Armed Forces Health Surveillance Center (AFHSC)

Prepared by the Defense and Veterans Brain Injury Center (DVBIC)
Percentages may not add up to 100% due to rounding

2007, as of May 15, 2015

Service	Component	Severity	Diagnosed
Air Force	Active	Penetrating	29
		Severe	23
		Moderate	197
		Mild	2,054
		Not Classifiable	40
	Guard	Penetrating	5
		Severe	1
		Moderate	17
		Mild	211
		Not Classifiable	3
	Reserve	Penetrating	-
		Severe	-
		Moderate	16
		Mild	139
		Not Classifiable	3

2007 as of May 15, 2015

Source: Defense Medical Surveillance System (DMSS) and Theater Medical Data Store (TMDS) provided by the Armed Forces Health Surveillance Center (AFHSC)

Prepared by the Defense and Veterans Brain Injury Center (DVBIC)

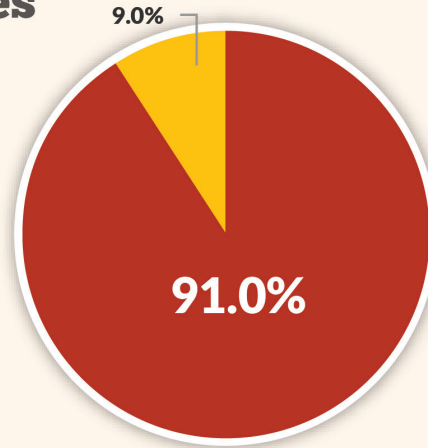


DoD Numbers for Traumatic Brain Injury Worldwide – Marines

2007

■ Active	2,854
■ Reserve	282

Total - Marines **3,136**



Source: Defense Medical Surveillance System (DMSS), Theater Medical Data Store (TMDS) provided by the Armed Forces Health Surveillance Center (AFHSC)

Prepared by the Defense and Veterans Brain Injury Center (DVBIC)

2007, as of May 15, 2015

Service	Component	Severity	Diagnosed
Marines	Active	Penetrating	54
		Severe	33
		Moderate	367
		Mild	2,377
		Not Classifiable	23
	Reserve	Penetrating	-
		Severe	1
		Moderate	28
		Mild	251
		Not Classifiable	2

2007 as of May 15, 2015

Source: Defense Medical Surveillance System (DMSS) and Theater Medical Data Store (TMDS) provided by the Armed Forces Health Surveillance Center (AFHSC)

Prepared by the Defense and Veterans Brain Injury Center (DVBIC)