



DoD Numbers for Traumatic Brain Injury Worldwide – Totals

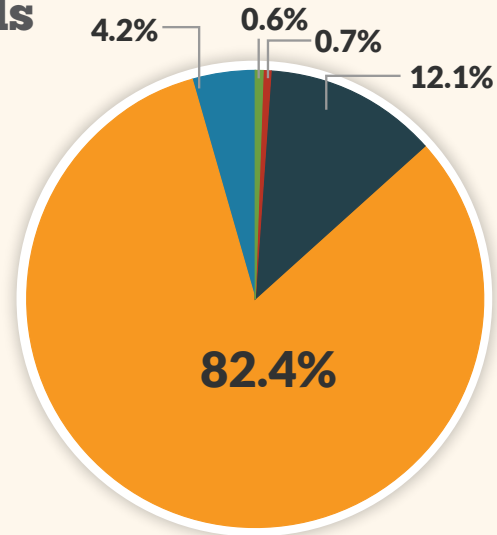
2015

Penetrating	138
Severe	168
Moderate	2,734
Mild	18,686
Not Classifiable	946

Total - All Severities 22,672

Source: Defense Medical Surveillance System (DMSS), Theater Medical Data Store (TMDS) provided by the Armed Forces Health Surveillance Center (AFHSC)

Prepared by the Defense and Veterans Brain Injury Center (DVBIC)



2015, as of Aug 12, 2016

Effective October 2015, the International Classification of Diseases was updated. With the improved information, more moderate traumatic brain injuries can be counted. Previously, some cases were categorized as “unclassifiable” severity due to more limited surveillance information. Also in 2015, the Assistant Secretary of Defense clarified the TBI case definition. A subsequent review found that some of the remaining “unclassifiable” cases were likely moderate TBI. This change also will contribute to higher counts of moderate TBI surveillance cases.

Worldwide numbers represent medical diagnoses of TBI that occurred anywhere U.S. forces are located including the continental United States since 2000.

Concussion/Mild TBI is characterized by the following: Confused or disoriented state which lasts less than 24 hours; or loss of consciousness for up to 30 minutes; or memory loss lasting less than 24 hours. Excludes penetrating TBI. A CT scan is not indicated for most patients with a Mild TBI. If obtained, it is normal.

Moderate TBI is characterized by the following: Confused or disoriented state which lasts more than 24 hours; or loss of consciousness for more than 30 minutes, but less than 24 hours; or memory loss lasting greater than 24 hours but less than seven days; or meets criteria for Mild TBI except an abnormal CT scan is present. Excludes penetrating TBI. A structural brain imaging study may be normal or abnormal.

Severe TBI is characterized by the following: Confused or disoriented state which lasts more than 24 hours; or loss of consciousness for more than 24 hours; or memory loss for more than seven days. Excludes penetrating TBI. A structural brain imaging study may be normal but usually is abnormal.

Penetrating TBI, or open head injury, is characterized by the following: A head injury in which the scalp, skull and dura mater (the outer layer of the meninges) are penetrated. Penetrating injuries can be caused by high-velocity projectiles or objects of lower velocity such as knives, or bone fragments from a skull fracture that are driven into the brain.

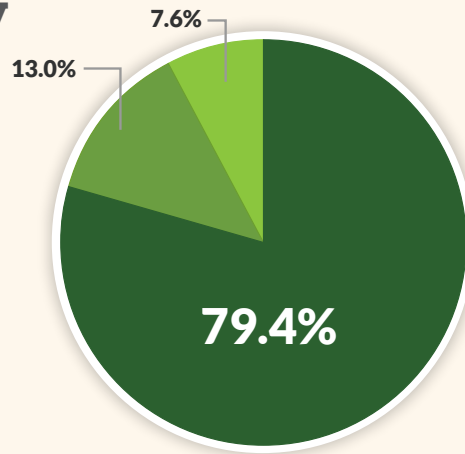


DoD Numbers for Traumatic Brain Injury Worldwide – Army

2015

Active	10,272
Guard	1,680
Reserve	981

Total - Army 12,933



Source: Defense Medical Surveillance System (DMSS), Theater Medical Data Store (TMDS) provided by the Armed Forces Health Surveillance Branch (AFHSB)

Prepared by the Defense and Veterans Brain Injury Center (DVBIC)

2015, as of Aug 12, 2016

Service	Component	Severity	Diagnosed
Army	Active	Penetrating	63
		Severe	76
		Moderate	1,161
		Mild	8,393
		Not Classifiable	579
	Guard	Penetrating	10
		Severe	11
		Moderate	143
		Mild	1,460
		Not Classifiable	56
	Reserve	Penetrating	4
		Severe	6
		Moderate	86
		Mild	830
		Not Classifiable	55

*2015, as of Aug 12, 2016

Source: Defense Medical Surveillance System (DMSS) and Theater Medical Data Store (TMDS) provided by the Armed Forces Health Surveillance Branch (AFHSB)
Prepared by the Defense and Veterans Brain Injury Center (DVBIC)

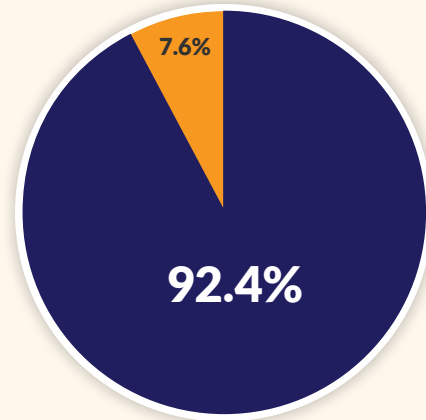


DoD Numbers for Traumatic Brain Injury Worldwide – Navy

2015

Active	3,233
Reserve	265

Total - Navy **3,498**



Source: Defense Medical Surveillance System (DMSS), Theater Medical Data Store (TMDS) provided by the Armed Forces Health Surveillance Branch (AFHSB)

Prepared by the Defense and Veterans Brain Injury Center (DVBIC)

2015, as of Aug 12, 2016

Service	Component	Severity	Diagnosed
Navy	Active	Penetrating	12
		Severe	20
		Moderate	646
		Mild	2,477
		Not Classifiable	78
	Reserve	Penetrating	1
		Severe	2
		Moderate	27
		Mild	227
		Not Classifiable	8

2015 as of 12 Aug, 2016

Source: Defense Medical Surveillance System (DMSS) and Theater Medical Data Store (TMDS) provided by the Armed Forces Health Surveillance Branch (AFHSB)

Prepared by the Defense and Veterans Brain Injury Center (DVBIC)

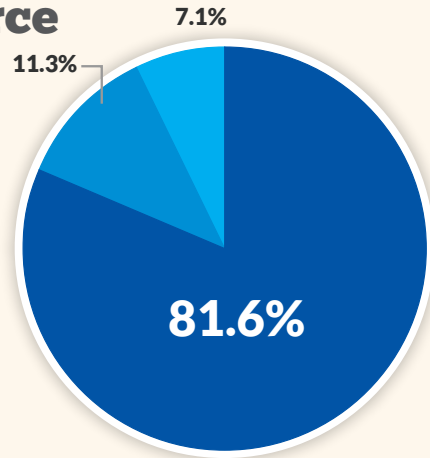


DoD Numbers for Traumatic Brain Injury Worldwide – Air Force

2015

■ Active	2,539
■ Guard	352
■ Reserve	220

Total - Air Force **3,111**



Source: Defense Medical Surveillance System (DMSS), Theater Medical Data Store (TMDS) provided by the Armed Forces Health Surveillance Branch (AFHSB)

Prepared by the Defense and Veterans Brain Injury Center (DVBIC)

2015, as of Aug 12, 2016

Service	Component	Severity	Diagnosed
Air Force	Active	Penetrating	18
		Severe	18
		Moderate	238
		Mild	2,215
		Not Classifiable	50
	Guard	Penetrating	5
		Severe	4
		Moderate	34
		Mild	305
		Not Classifiable	4
	Reserve	Penetrating	4
		Severe	1
		Moderate	19
		Mild	190
		Not Classifiable	6

2015 as of 12 Aug, 2016

Source: Defense Medical Surveillance System (DMSS) and Theater Medical Data Store (TMDS) provided by the Armed Forces Health Surveillance Branch (AFHSB)

Prepared by the Defense and Veterans Brain Injury Center (DVBIC)

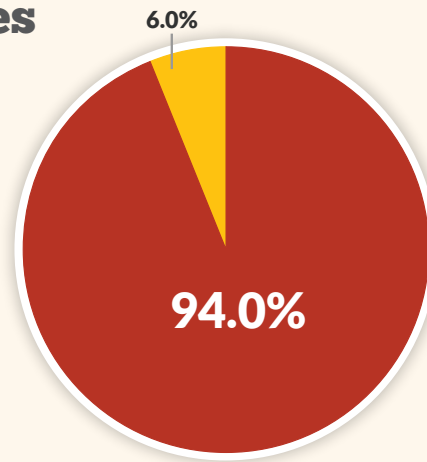


DoD Numbers for Traumatic Brain Injury Worldwide – Marines

2015

Active	2,943
Reserve	187

Total - Marines **3,130**



Source: Defense Medical Surveillance System (DMSS), Theater Medical Data Store (TMDS) provided by the Armed Forces Health Surveillance Branch (AFHSB)

Prepared by the Defense and Veterans Brain Injury Center (DVBIC)

2015, as of Aug 12, 2016

Service	Component	Severity	Diagnosed
Marines	Active	Penetrating	19
		Severe	27
		Moderate	358
		Mild	2,435
		Not Classifiable	104
	Reserve	Penetrating	2
		Severe	3
		Moderate	22
		Mild	154
		Not Classifiable	6

2015 as of 12 Aug, 2016

Source: Defense Medical Surveillance System (DMSS) and Theater Medical Data Store (TMDS) provided by the Armed Forces Health Surveillance Branch (AFHSB)

Prepared by the Defense and Veterans Brain Injury Center (DVBIC)