

2014 Annual Report Highlights

CLOSING THE GAP BETWEEN PREVALENCE AND REPORTING

FY 2010

Estimated Number of Service Member Victims:

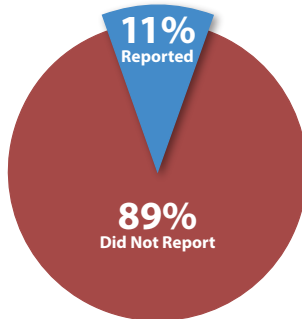
~19,300



FY 2012

Estimated Number of Service Member Victims:

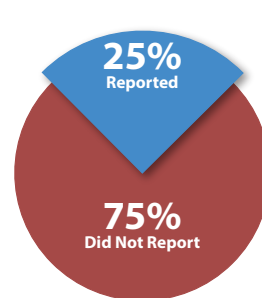
~26,000



FY 2014

Estimated Number of Service Member Victims:

~18,900



SURVIVOR EXPERIENCE SURVEY: SATISFACTION WITH REPORTING EXPERIENCE

73%

of survivors said that they would recommend others report a sexual assault

73%

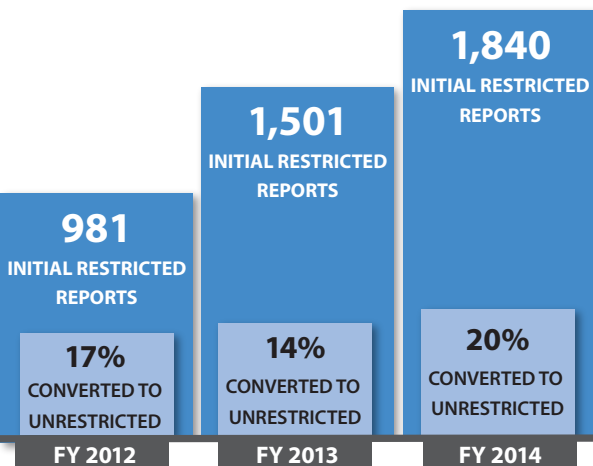
of survivors were satisfied with the unit commander/director's response to the sexual assault

Percentage of survivors satisfied with services provided by:

SVC/VLC: **90%** SARC: **89%** SAPR VA: **84%**

Medical Services: **75%** Mental Health Services: **79%**

CONVERSION RATE



RAND MILITARY WORKPLACE STUDY

32%

of women who filed a report of sexual assault perceived **professional retaliation**

53%

of women who filed a report of sexual assault perceived **social retaliation**