



Information and Technology for Better Decision Making

2012 Workplace and Gender Relations Survey of Active Duty Members

Tabulations of Responses



Additional copies of this report may be obtained from:

Defense Technical Information Center

ATTN: DTIC-BRR

8725 John J. Kingman Rd., Suite #0944

Ft. Belvoir, VA 22060-6218

Or from:

<http://www.dtic.mil/dtic/order.html>

Ask for report by ADA 575 624

**2012 WORKPLACE AND GENDER RELATIONS
SURVEY OF ACTIVE DUTY MEMBERS:
TABULATIONS OF RESPONSES**

**Defense Manpower Data Center
Human Resources Strategic Assessment Program
4800 Mark Center Drive, Suite 04E25-01, Alexandria, VA 22350-4000**

Acknowledgments

Defense Manpower Data Center (DMDC) is indebted to numerous people for their assistance with the *2012 Workplace and Gender Relations Survey of Active Duty Members*, which was conducted on behalf of the Office of the Under Secretary of Defense for Personnel and Readiness (OUSD[P&R]). The survey program is conducted under the leadership of Kristin Williams, Director of the *Human Resources Strategic Assessment Program* (HRSAP).

Policy officials contributing to the development of this survey include Darlene Sullivan and Nate Galbreath (SAPRO), and Melissa Cohen (USMC).

DMDC's Survey Design, Analysis, & Operations Branch, under the guidance of Elizabeth P. Van Winkle, Deputy Branch Chief, is responsible for the development of this survey. The lead survey design analyst was Lindsay Rock, Sociologist. She also designed the unique presentation of complex items used in this tabulation volume. Carol Newell, Team Lead of Survey Operations, is responsible for the survey database construction and archiving. The lead operations analyst on this survey was Margaret Coffey, who used DMDC's Statistical Analysis Macros to calculate the estimates presented in this tabulation volume.

DMDC's Personnel Survey Branch, under the guidance of David McGrath, Branch Chief, is responsible for sampling and weighting methods used in the survey program. The lead sampling analyst on this survey was Owen Hung, SRA International Inc., supported by Fawzi Al Nassir, SRA International Inc., who used the DMDC Sampling Tool to plan the sample and develop weights for this survey. Carole Massey and Sue Reinhold provided programming support for the sampling and weighting tasks. Data Recognition Corporation (DRC) performed data collection and editing.

Lynn Walthall, SRA International, Inc., formatted and assembled this tabulation volume using DMDC's Survey Reporting Tool. A team consisting of Lindsay Rock, Margaret Coffey, and Natalie Namrow, SRA International Inc., completed quality control for this tabulation volume.

Table of Contents

	<u>Page</u>
Introduction to the Survey	1
Survey Methodology	4
Tabulation Procedures	8
References.....	16
Tabulations of Responses.....	19
Survey Instrument.....	551

List of Tabulations by Question Number

<u>Question</u>	<u>Page</u>
BACKGROUND INFORMATION	
2. What is your gender?	20
3. Are you Spanish/Hispanic/Latino?.....	22
4. What is your race?	24
MILITARY LIFE	
5. In the past 12 months, have you been deployed for any of the following operations?.....	26
a. Operation Enduring Freedom (Afghanistan)	26
b. Operation Iraqi Freedom/New Dawn	28
c. Other.....	30
5. Have you been deployed in the past 12 months? Constructed from Q5	32
6. In the past 12 months, have you been deployed to a combat zone or to an area where you drew imminent danger pay or hostile fire pay?	34
7. To what extent do/would you feel safe during deployments from being sexually assaulted on your base/installation/ship?	36
8. To what extent do/would you feel safe from being sexually assaulted on your home base/installation/ship?	38

YOUR MILITARY WORKPLACE

9.	Are you currently in a work environment where members of your gender are uncommon?.....	40
10.	What is the gender of your immediate supervisor?.....	42
11.	How much do you agree or disagree with the following statements about your supervisor?	44
	a. You trust your supervisor	44
	b. Your supervisor ensures that all assigned personnel are treated fairly	46
	c. There is very little conflict between your supervisor and the people who report to him/her	48
	d. Your supervisor evaluates your work performance fairly	50
	e. Your supervisor assigns work fairly in your work group	52
	f. You are satisfied with the direction/supervision you receive	54
11.	Supervisor Satisfaction scale: Constructed from Q11. Supervisor Satisfaction assesses the level of agreement that supervisors are trustworthy, equitable, and fair in evaluations and delegating assignments	56
12.	To what extent do you agree or disagree with the following statements about your work group?	58
	a. If you make a request through channels in your work group, you know somebody will listen.....	58
	b. The leaders in your work group are more interested in looking good than being good	60
	c. You would go for help with a personal problem to people in your chain of command	62
	d. The leaders in your work group are not concerned with the way Service members treat each other as long as the job gets done	64
	e. You are impressed with the quality of leadership in your work group.....	66
	f. The leaders in your work group are more interested in furthering their careers than in the well-being of their Service members	68
12.	Leadership Satisfaction scale: Constructed from items Q12b-d, f. Leadership Satisfaction can be defined as members' satisfaction with his/her work group leadership's commitment to quality work, positive work environment, and Service member well-being.....	70

12.	Careerism scale: Constructed from Q12a-d, f. Careerism can be defined as the extent to which a member perceives that leaders put their personal interests above the organization's interests to further personal advancement.....	72
13.	How much do you agree or disagree with the following statements about the people in your work group?	74
	a. There is very little conflict among your coworkers	74
	b. Your coworkers put in the effort required for their jobs	76
	c. The people in your work group tend to get along.....	78
	d. The people in your work group are willing to help each other.....	80
	e. You are satisfied with the relationships you have with your coworkers	82
13.	Coworker Satisfaction scale: Constructed from Q13. Coworker Satisfaction can be defined as satisfaction with coworker work effort, work group compatibility, helpfulness of coworkers, and frequency of coworker conflicts.....	84
14.	How much do you agree or disagree with the following statements about the work you do at your workplace?	86
	a. Your work provides you with a sense of pride	86
	b. Your work makes good use of your skills.....	88
	c. You like the kind of work you do	90
	d. Your job gives you the chance to acquire valuable skills	92
	e. You are satisfied with your job as a whole.....	94
	f. Your day-to-day work is directly tied to your wartime job.....	96
14.	Work Satisfaction scale: Constructed from Q14a-e. Work Satisfaction can be defined as a sense of pride in work, use of skills, work enjoyment, and the opportunity to acquire valuable skills	98
15.	Overall, how well prepared.....	100
	a. Are you to perform your wartime job?.....	100
	b. Is your unit to perform its wartime mission?.....	102
16.	Overall, how would you rate	104
	a. Your current level of morale?.....	104
	b. The current level of morale in your unit?.....	106
17.	Suppose that you have to decide whether to stay on active duty. Assuming you could stay, how likely is it that you would choose to do so?...	108
18.	Overall, how satisfied are you with the military way of life?.....	110

19.	How often during the past 12 months have you experienced any of the following behaviors where coworkers or supervisors.....	112
a.	Intentionally interfered with your work performance?.....	112
b.	Did not provide information or assistance when you needed it?	114
c.	Were excessively harsh in their criticism of your work performance?.....	116
d.	Took credit for work or ideas that were yours?	118
e.	Gossiped/talked about you?	120
f.	Used insults, sarcasm, or gestures to humiliate you?.....	122
g.	Yelled when they were angry with you?.....	124
h.	Swore at you in a hostile manner?.....	126
i.	Damaged or stole your property or equipment?.....	128
19.	Workplace Hostility scale: Constructed from Q19. Workplace Hostility can be defined as the degree to which people in the workplace act in an angry or hostile manner toward personnel	130

STRESS, HEALTH, AND WELL-BEING

20.	How true or false is each of the following statements for you?.....	132
a.	I am as healthy as anybody I know.....	132
b.	I seem to get sick a little easier than other people	134
c.	I expect my health to get worse	136
d.	My health is excellent.....	138
20.	General Health scale: Constructed from Q20. The General Health scale is designed to provide a self-assessment of overall physical well-being	140
21.	Overall, how would you rate the current level of stress in your.....	142
a.	Work life?.....	142
b.	Personal life?	144
22.	In the past month, how often have you.....	146
a.	Been upset because of something that happened unexpectedly?.....	146
b.	Felt that you were unable to control the important things in your life?	148
c.	Felt nervous and stressed?.....	150
d.	Felt confident about your ability to handle your personal problems?	152
e.	Felt that things were going your way?	154

f.	Found that you could not cope with all of the things you had to do? ..	156
g.	Been able to control irritations in your life?	158
h.	Felt that you were on top of things?	160
i.	Been angered because of things that were outside of your control?	162
j.	Felt difficulties were piling up so high that you could not overcome them?	164
22.	Perceived Stress scale: Constructed from Q22. Perceived Stress can be defined as Service members' stress levels, measured by their emotional experiences/reactions in the month prior to taking the survey	166
23.	Below is a list of problems that people sometimes have in response to stressful experiences. Please indicate how much you have been bothered by the following in the past month	168
a.	Having repeated, disturbing memories, thoughts, or images of a stressful experience?	168
b.	Having repeated, disturbing dreams of a stressful experience?	170
c.	Suddenly acting or feeling as if a stressful experience were happening again (as if you were reliving it)?	172
d.	Feeling very upset when something reminded you of a stressful experience?	174
e.	Having physical reactions (e.g., heart pounding, trouble breathing, or sweating) when something reminded you of a stressful experience?	176
f.	Avoiding thoughts about or talking about a stressful experience or avoiding having feelings related to it?	178
g.	Avoiding activities or situations because they remind you of a stressful experience?	180
h.	Trouble remembering important parts of a stressful experience?	182
i.	Loss of interest in things that you used to enjoy?	184
j.	Feeling distant or cut off from other people?	186
k.	Feeling emotionally numb or being unable to have loving feelings for those close to you?	188
l.	Feeling as if your future will somehow be cut short?	190
m.	Trouble falling or staying asleep?	192
n.	Feeling irritable or having angry outbursts?	194
o.	Having difficulty concentrating?	196
p.	Being "super alert" or "on guard"?	198

q.	Feeling jumpy or easily startled?	200
23.	Posttraumatic Stress Disorder (PTSD) score: Constructed from Q23. PTSD is a type of trauma and stress-related disorder that can be triggered by experiencing or witnessing a traumatic event that causes fear, helplessness, or horror and is characterized by persistent frightening thoughts and memories, emotional detachment or numbness, sleep problems, and a tendency to be easily startled	202
24.	Over the past month, have you been bothered by the following problems?.....	204
a.	Little interest or pleasure in doing things.....	204
b.	Feeling down, depressed, or hopeless	206
c.	Trouble falling or staying asleep, or sleeping too much	208
d.	Feeling tired or having little energy	210
e.	Poor appetite or overeating.....	212
f.	Feeling bad about yourself — or that you are a failure or have let yourself or your family down	214
g.	Trouble concentrating on things, such as reading the newspaper or watching television.....	216
h.	Moving or speaking so slowly that other people could have noticed. Or the opposite — being so fidgety or restless that you have been moving around a lot more than usual.....	218
24.	Depression scale: Constructed from Q24. Depression is a common mood disorder characterized by depressed mood, loss of interest or pleasure, feelings of guilt or low self-worth, disturbed sleep or appetite, low energy, and poor concentration.....	220
25.	Were any of the problems you marked in the previous questions a result of experiencing	222
25.	Were any of the problems you marked in the previous questions a result of experiencing a sexual assault? Constructed from Q25b-c	224
26.	How much do you agree or disagree with the following statements that might affect your decision to receive mental health counseling or service if you ever had a problem?	226
a.	I don't know where to get help	226
b.	I don't have adequate transportation.....	228
c.	It is difficult to schedule an appointment	230
d.	There would be difficulty getting time off work for treatment.....	232
e.	It would be too embarrassing.....	234
f.	It would harm my career	236

g.	My coworkers might have less confidence in me.....	238
h.	My leaders might treat me differently.....	240
i.	My leaders would blame me for the problem.....	242
j.	I would be seen as weak.....	244
k.	Mental health care doesn't work.....	246
l.	Mental health care counseling may impact my security clearance.....	248

GENDER-RELATED EXPERIENCES

27.	During the past 12 months, did any of the following happen to you? If it did, do you believe your gender was a factor?.....	250
a.	You were rated lower than you deserved on your last military evaluation.....	250
b.	Your last military evaluation contained unjustified negative comments.....	252
c.	You were held to a higher performance standard than others in your military job.....	254
d.	You did not get a military award or decoration given to others in similar circumstances.....	256
e.	Your current military assignment has not made use of your job skills.....	258
f.	Your current assignment is not good for your career if you continue in the military.....	260
g.	You did not receive day-to-day, short-term tasks in your military job that would have helped you prepare for advancement.....	262
h.	You did not have a professional relationship with someone who advised (mentored) you on military career development or advancement.....	264
i.	You did not learn until it was too late of opportunities that would have helped your military career.....	266
j.	You were unable to get straight answers about your military promotion possibilities.....	268
k.	You were excluded from social events important to military career development and being kept informed.....	270
l.	You did not get a military job assignment that you wanted and for which you were qualified.....	272
m.	Have you had any other adverse personnel actions in the past 12 months?.....	274

27.	Evaluation incident rate: Constructed from Q27a-d. Evaluation incident can be defined as Service members' belief that gender was a factor in others' judgments about their performance (e.g., evaluations or awards)	276
27.	Assignment incident rate: Constructed from Q27e-g, I. Assignment incident can be defined as Service members' perception that because of their gender they did not get assignments they wanted or ones that used their skills or facilitated career advancement.....	278
27.	Career incident rate: Constructed from Q27h-k. Career incident can be defined as Service members' perceptions that gender was a factor in their access to resources and mentoring that aid in career development (e.g., professional networks).....	280
29.	Do you consider ANY of the behaviors which you marked as happening to you in the previous question to have been	282
	a. Sex discrimination?.....	282
	b. Racial/ethnic discrimination?	284
	c. Age discrimination?	286
	d. Religious discrimination?	288
	e. Other?.....	290
29.	Sex Discrimination incident rate: Constructed from Q27 and 29a. Sex Discrimination comprises three types of potentially discriminatory behaviors: discrimination in evaluations, career development, and assignments	292
30.	How often during the past 12 months have you been in situations involving military personnel (active duty or Reserve), DoD/Service civilian employees, and/or contractors where one or more of these individuals (of either gender)	294
	a. Repeatedly told sexual stories or jokes that were offensive to you? ...	294
	b. Referred to people of your gender in insulting or offensive terms?	296
	c. Made unwelcome attempts to draw you into a discussion of sexual matters (e.g., attempted to discuss or comment on your sex life)?	298
	d. Treated you "differently" because of your gender (e.g., mistreated, slighted, or ignored you)?	300
	e. Made offensive remarks about your appearance, body, or sexual activities?	302
	f. Made gestures or used body language of a sexual nature that embarrassed or offended you?	304
	g. Made offensive sexist remarks (e.g., suggesting that people of your gender are not suited for the kind of work you do)?	306

h.	Made unwanted attempts to establish a romantic sexual relationship with you despite your efforts to discourage it?.....	308
i.	Put you down or was condescending to you because of your gender?	310
j.	Continued to ask you for dates, drinks, dinner, etc., even though you said "No"?	312
k.	Made you feel like you were being bribed with some sort of reward or special treatment to engage in sexual behavior?.....	314
l.	Made you feel threatened with some sort of retaliation for not being sexually cooperative (e.g., by mentioning an upcoming review)?	316
m.	Touched you in a way that made you feel uncomfortable?.....	318
n.	Intentionally cornered you or leaned over you in a sexual way?.....	320
o.	Treated you badly for refusing to have sex?	322
p.	Implied faster promotions or better treatment if you were sexually cooperative?	324
q.	Other unwanted gender-related behavior?	326
30.	Crude/Offensive Behavior incident rate: Constructed from Q30a, c, and e-f. Crude/Offensive Behavior can be defined as verbal and nonverbal behaviors of a sexual nature that were offensive or embarrassing.....	328
30.	Unwanted Sexual Attention incident rate: Constructed from Q30h, j, and m-n. Unwanted Sexual Attention can be defined as attempts to establish an unwanted sexual relationship or to engage in sexually suggestive behavior.....	330
30.	Sexual Coercion incident rate: Constructed from Q30k-l and o-p. Sexual Coercion can be defined as classic quid pro quo, instances of special treatment or favoritism conditional on sexual cooperation.....	332
30.	Sexist Behavior incident rate: Constructed from Q30b, d, g and i. Sexist Behavior can be defined as verbal and nonverbal behaviors that convey insulting, offensive, or condescending attitudes based on gender of the member	334
31.	How many of these behaviors that you marked as happening to you, do you consider to have been sexual harassment?	336
31.	Sexual Harassment incident rate: Constructed from Q30a, c, e-f, h, j-p, and Q31. Sexual Harassment can be defined as experiences of Crude/Offensive Behavior, Unwanted Sexual Attention, or Sexual Coercion.....	338

UNWANTED SEXUAL CONTACT

32. Unwanted Sexual Contact incident rate: Unwanted Sexual Contact can be defined as having experienced without your consent and against your will forced performance or receipt of sexual touching, (e.g., intentional touching of genitalia, breasts, or buttocks), attempted or completed sexual intercourse, oral sex, anal sex, or penetration by a finger or object ... 340

33. In the past 12 months, how many separate incidents of sexual touching, attempted or completed intercourse, oral or anal sex, or penetration by a finger or object did you experience? 342

34. What did the person(s) do during the situation? 344

34. Most serious unwanted sexual contact behaviors experienced. Constructed from Q34 346

35. Did the situation occur 348

36. How many offender(s) were involved? 350

37. What was/were the gender(s) of the offender(s)?..... 352

38. Was the offender(s) 354

38. What was the organizational affiliation of the person(s) involved? Constructed from Q38a-g 356

39. Did the offender(s) use drugs to knock you out (e.g., date rape drugs, sedatives, etc.)? 358

40. Had either you or the offender(s) been drinking alcohol before the incident? 360

41. Had either you or the offender(s) been using drugs before the incident? 362

41. Use of alcohol or drugs in this situation. Constructed from Q39-Q41 364

42. Did the offender(s) threaten to ruin your reputation, threaten to physically harm you, or use some degree of physical force? 366

43. Did the offender(s) sexually harass or stalk you? 368

43. Did the offender(s) sexually harass or stalk you before or after the situation? Constructed from Q43 370

43. Did the offender(s) sexually harass or stalk you... Constructed from Q43 372

44. As a result of this situation, to what extent did..... 374

 a. You consider requesting a transfer? 374

 b. You think about getting out of your Service? 376

 c. Your work performance decrease? 378

45. Did you report this situation to a civilian authority or organization? 380

46.	Did you report this situation to an installation/Service/DoD authority or organization?	382
46.	Did you report this situation? Constructed from Q45 and Q46	384
47.	Did you make	386
48.	How satisfied have you been with your treatment by the	388
a.	Sexual Assault Victims' Advocate assigned to you?	388
b.	Sexual Assault Response Coordinator (SARC) handling your report?	390
c.	Commander handling your report?	392
d.	Criminal investigator(s) handling your report?	394
e.	Trial Defense Office personnel?	396
f.	Legal Office personnel (prosecution)?	398
g.	Legal assistance (not prosecution)?	400
h.	Medical personnel?.....	402
i.	Chaplain?	404
j.	Safe Helpline staff?.....	406
59.	As a result of this situation, did you	408
a.	Experience any professional retaliation (e.g., loss of privileges, denied promotion/training, transferred to less favorable job)?	408
b.	Experience any social retaliation (e.g., ignored by coworkers, being blamed for the situation)?	410
c.	Experience any administrative actions (e.g., placed on a medical hold, placed on a legal hold, transferred to a different assignment)?	412
d.	Experience any punishments for infractions/violations, such as underage drinking or fraternization?	414
59.	What types of retaliation/action did you experience as a result of this situation? Constructed from Q59.....	416
60.	How satisfied have you been with	418
a.	The quality of sexual assault advocacy services you received?	418
b.	The quality of counseling services you received?.....	420
c.	The quality of medical care you received?.....	422
d.	The amount of time investigation process took/is taking?.....	424
e.	How well you were/are kept informed about the progress of your case?	426

f.	The Safe Helpline service you received?.....	428
g.	The reporting process overall?	430
68.	When you reported the situation were you offered	432
69.	What were your reasons for reporting the situation to any installation/ Service/DoD authority or organizations? {Subitems a-g}	434
69.	What were your reasons for reporting the situation to any installation/ Service/DoD authority or organizations? {Subitems h-n}	436
70.	How long after the situation occurred did you report it?.....	438
71.	Why did you delay reporting the situation? {Subitems a-f}	440
71.	Why did you delay reporting the situation? {Subitems g-k}.....	442
72.	What were your reasons for not reporting the situation to any of the installation/Service/DoD authorities or organizations? {Subitems a-f}	444
72.	What were your reasons for not reporting the situation to any of the installation/Service/DoD authorities or organizations? {Subitems g-k}	446
72.	What were your reasons for not reporting the situation to any of the installation/Service/DoD authorities or organizations? {Subitems l-p}	448
73.	In retrospect, would you make the same decision about reporting if you could do it over?	450
73.	Would you make the same type of report again? Constructed from Q47 and Q73.....	452

PERSONNEL POLICY AND PRACTICES

74.	In an effort to prevent sexual assault, please indicate how well your unit leadership	454
a.	Makes it clear that sexual assault has no place in the military	454
b.	Promotes a unit climate based on mutual respect and trust	456
c.	Leads by example (e.g., refrains from sexist comments and behaviors)	458
d.	Catches and immediately corrects incidents of sexual harassment (e.g., inappropriate jokes, comments, and behaviors)	460
e.	Creates an environment where victims would feel comfortable reporting.....	462
75.	In your work group, to what extent.....	464
a.	Would you feel free to report sexual assault without fear of reprisals?	464
b.	Would people be able to get away with sexual assault if it were reported?	466

76.	To what extent are you willing to	468
a.	Report a sexual assault?	468
b.	Point out to someone that you think their experience of unwanted sexual contact was sexual assault?.....	470
c.	Step in and stop a situation that might lead to sexual assault?	472
d.	Encourage someone who has experienced sexual assault to seek counseling?	474
e.	Encourage someone who has experienced sexual assault to report it?	476
77.	You indicated you would not encourage someone to report a sexual assault. What are your reasons? {Subitems a-f}	478
77.	You indicated you would not encourage someone to report a sexual assault. What are your reasons? {Subitems g-l}.....	480
78.	At your installation/ship, there is a.....	482
a.	Sexual Assault Response Coordinator (SARC) to help those who experience sexual assault	482
b.	Sexual Assault Victims' Advocate to help those who experience sexual assault.....	484
79.	How satisfied have you been with the availability of information on	486
a.	How to file a restricted report?.....	486
b.	How to file an unrestricted report?	488

SEXUAL ASSAULT TRAINING

80.	Have you had any military training during the past 12 months on topics related to sexual assault?.....	490
81.	My Service's sexual assault training.....	492
a.	Provides a good understanding of what actions are considered sexual assault.....	492
b.	Teaches that the consumption of alcohol may increase the likelihood of sexual assault	494
c.	Teaches how to avoid situations that might increase the risk of being a victim of sexual assault.....	496
d.	Teaches how to intervene when you witness a situation involving a fellow Service member (bystander intervention).....	498
e.	Teaches how to obtain medical care following a sexual assault.....	500
f.	Explains the role of the chain of command in handling sexual assaults	502

- g. Explains the reporting options available if a sexual assault occurs..... 504
- h. Identifies the points of contact for reporting sexual assault (e.g., SARC, Victims' Advocate)..... 506
- i. Explains how sexual assault is a mission readiness problem 508
- j. Explains the resources available to victims (e.g., Safe Helpline) 510
- 82. In your opinion, how effective was the training you received in 512
 - a. Actually reducing/preventing sexual assault or behaviors related to sexual assault? 512
 - b. Explaining the difference between restricted and unrestricted reporting of sexual assault? 514
- 83. Are you aware of the following sources for understanding sexual assault prevention and response? 516
- 84. Are you aware that the Department of Defense has a live, one-on-one, confidential hotline called DoD Safe Helpline that provides sexual assault support worldwide and 24/7 to members of the DoD community via online, telephone, and texting services? 518
- 85. How did you hear about the DoD Safe Helpline? 520

REACTION TO SEXUAL ASSAULT

- 86. Are the following statements true or false?..... 522
 - a. When you are in a social setting, it is your duty to stop a fellow Service member from doing something potentially harmful to themselves or others..... 522
 - b. If you tell a Sexual Assault Response Coordinator (SARC) or Victims' Advocate (VA) that you were sexually assaulted, the SARC/VA is not always required to provide your name to your commander..... 524
 - c. Your communications with a SARC or VA are protected by the Victims' Advocate Privilege (MRE 514)..... 526
 - d. If you were to experience unwanted sexual touching, but not rape, you could report your experience to a SARC or VA..... 528
 - e. If you are sexually assaulted, you can trust the military system to protect your privacy 530
 - f. If you are sexually assaulted, you can trust the military system to ensure your safety following the incident 532
 - g. If you are sexually assaulted, you can trust the military system to treat you with dignity and respect 534

- h. If you are sexually assaulted, you can request a transfer and receive a response within 72 hours 536
- 87. Suppose you see a Service member, who you do not know very well, getting drunk at a party. Someone tells you that one of your coworkers is going to lead that Service member off to have sex. What are you most likely to do in this kind of situation? 538
- 88. Which reason below best explains your reaction to the situation in the previous question? 540

PRIOR EXPERIENCES

- 89. Experience of unwanted sexual contact rate prior to entry into the military ... 542
- 90. Constructed from Q32 and Q90: Experience of unwanted sexual contact rate since joining the military (including those who experienced unwanted sexual contact in the past 12 months) 544

HOW ARE WE DOING?

- 91. In your opinion, has sexual assault in our nation become more or less of a problem over the last 4 years? 546
- 92. In your opinion, has sexual assault in the military become more or less of a problem over the last 4 years? 548

2012 WORKPLACE AND GENDER RELATIONS SURVEY OF ACTIVE DUTY MEMBERS: TABULATIONS OF RESPONSES

Introduction to the Survey

The *Human Resources Strategic Assessment Program* (HRSAP), Defense Manpower Data Center (DMDC), conducts both Web-based and paper-and-pencil surveys to support the personnel information needs of the Under Secretary of Defense for Personnel and Readiness (USD[P&R]). These surveys assess the attitudes and opinions of the entire Department of Defense (DoD) community on a wide range of personnel issues. *Human Relations Surveys* are in-depth studies of topics and populations, often requiring both paper-and-pencil surveys and Web-based surveys.

This report contains tabulations of responses from the *2012 Workplace and Gender Relations Survey of Active Duty Members (2012 WGRA)* conducted September 17, 2012 to November 7, 2012. This introduction (1) summarizes the survey content, (2) defines the total population surveyed and the subgroups used in tabulations of responses, (3) summarizes the survey methodology,¹ and (4) provides details on how to use the tabulations. The tabulations and a copy of the survey items follow this introduction.²

Survey Content

The *2012 WGRA* continues a line of military sexual harassment research begun in 1988. DMDC conducted Joint Service surveys of active duty members on gender issues in 1988, 1995, 2002, 2006, and 2010. DMDC expanded this line of research to the Reserve/National Guard in 2004, 2008, and 2012 and to the Service Academies in 2005. Since 1995, the questionnaire was designed to estimate both the level of sexual harassment in the Services and provide new information on a variety of consequences of harassment (Bastian, Lancaster, & Reist, 1996). In 2006, the questionnaire was significantly revised to collect parallel information on sexual assault in the Services. The *2012 WGRA* is the sixth DMDC active duty survey of gender relations issues and was modeled on previous DMDC surveys of Reserve component and active duty members, the *2008 Workplace and Gender Relations Survey of Reserve Component Members*, the *2010 Workplace and Gender Relations Survey of Active Duty Members*, and the *2012 Workplace and Gender Relations Survey of Reserve Component Members*. The current survey was subdivided into the following 11 topic areas:

1. *Background Information*—Service status, gender, paygrade, and race/ethnicity.

¹ Details on survey methodology are reported in DMDC (2012b).

² Refer to DMDC (2012a) to view an HTML mock-up of the survey as it appeared on the Web.

2. *Military Life*—Deployments to operations in past 12 months, deployments to a combat zone in past 12 months, and safety from sexual assault while deployed and while at home base/installation/ship.
3. *Your Military Workplace*—Gender mix of workgroup; characteristics of immediate supervisor; satisfaction with supervisor, work, and coworkers; readiness; morale; unit cohesion; retention intention; overall satisfaction with military life; and workplace hostility.
4. *Stress, Health, and Well-Being*—Physical well-being, level of stress in work and personal life, perceived stress, experience of symptoms of posttraumatic stress disorder (PTSD) and depression, perceived connection of PTSD and/or depression symptoms to personal traumatic events, and barriers to getting mental health care.
5. *Gender-Related Experiences*—Experiences of discrimination, unwanted gender-related behaviors, and sexual harassment in the 12 months prior to the survey.
6. *Unwanted Sexual Contact*—Experiences of sexual contact against members' will or without consent in the 12 months prior to the survey; frequency of experiences; and details pertaining to the one situation that had the greatest effect, including specific behaviors experienced, where the situation occurred, involvement of alcohol/drugs, characteristics of offenders, experiences of sexual harassment or stalking by the offender, to whom the behaviors were reported, members' satisfaction with the reporting process (if applicable), reasons for reporting (if applicable), when situation was reported (if applicable), actions taken and consequences of reporting (if applicable), reasons for not reporting (if applicable), and whether the respondent would make the same reporting decision.
7. *Personnel Policy and Practices*—Leadership's support to stop sexual assault and sexual harassment and views on current gender-related policies and leadership practices.
8. *Sexual Assault Training*—Military training received in past 12 months and perceived effectiveness of training on sexual assault prevention of and response and awareness of prevention and response resources.
9. *Reaction to Sexual Assault*—Knowledge about sexual assault reporting, individual responsibilities in sexual assault situation and bystander intervention.
10. *Prior Experiences*—Experiences of unwanted sexual contact prior to entry into the military and since joining the military.
11. *How Are We Doing?*—Perceptions of sexual assault within the military and in the nation and how they have changed over the past four years.

Population and Reporting Categories

The population of interest for the 2012 WGRA consisted of members of the Army, Navy, Marine Corps, and Air Force, excluding National Guard and Reserve members, who (1) had at least six months of service at the time the questionnaire was first fielded and (2) were below flag rank.

Survey results are presented by a variety of reporting categories. To form the reporting categories for the tabulations, respondents are classified by their responses to survey items. If the self-reported data are missing, then DMDC's *Active Duty Master File (ADMF)* is used to impute the subgroup classification at the time of sampling. Survey results are tabulated by Service, paygrade, gender, race/ethnicity, experienced unwanted sexual contact (USC), and experienced sexual harassment (SH). Definitions for reporting categories follow:

- *Service*—The categories include *Army, Navy, Marine Corps, and Air Force*.
- *Paygrade*—The *Enlisted* subgroup includes all enlisted paygrades (*E1 – E9*). The *Enlisted* subgroup is broken into: junior enlisted members (*E1 – E4*) and senior enlisted members (*E5 – E9*). The *Officers* subgroup includes commissioned officers (*O1 – O3 and O4 – O6*).
- *Gender*—This category includes *Females* and *Males* overall and gender broken into the following categories: *Service, Paygrade, Experienced USC, Deployment, and Service by Enlisted/E1 – E4/Officer*.
- *Deployment*—The categories include *Deployed Past 12 Months* and *Not Deployed Past 12 Months*.
- *Race/Ethnicity*—Respondents are classified based on self-reported categories consistent with requirements of the *Standards for Maintaining, Collecting, and Presenting Federal Data on Race and Ethnicity* (1997). *Total Minority* includes all persons marking one or more of the races other than White and/or marking that they were Spanish/Hispanic/Latino. *Non-Hispanic Black* includes persons marking only Black or African-American and not reporting Spanish/Hispanic/Latino. *Hispanic* includes anyone marking that they are Spanish/Hispanic/Latino, regardless of how they answered the question on race.
- *Experienced USC*—The categories include *Experienced USC* for those who experienced unwanted sexual contact in the past 12 months and *Not Experienced USC* for those who did not experience unwanted sexual contact in the past 12 months.
- *Experienced SH*—The categories include *Experienced SH* for those who experienced sexual harassment in the past 12 months and *Not Experienced*

SH for those who did not experience sexual harassment in the past 12 months.

Survey Methodology

DMDC conducts cross-service surveys that provide the DoD with fast, accurate assessments of attitudes and opinions of the entire DoD community using standard scientific methods. Specifically, DMDC's survey methodology meets industry standards that are used by government statistical agencies (e.g., the Census Bureau and Bureau of Labor Statistics), private survey organizations, and well-known polling organizations. DMDC subscribes to the survey methodology best practices promoted by the American Association for Public Opinion Research (AAPOR).³

The survey administration process began on September 17, 2012, with the mailout and e-mail of an announcement letter to sample members. The announcement letter and e-mail explained why the survey was being conducted, how the survey information would be used, and why participation was important. Throughout the administration period, additional e-mail and postal reminders were sent to encourage survey participation. The survey was administered via the Web. Data were collected between September 17, 2012 and November 9, 2012.

Single-stage, nonproportional stratified random sampling⁴ procedures were used. The sample consisted of 108,478 individuals drawn from the sample frame constructed from *DMDC's ADMF*. Members of the sample became ineligible if they indicated in the survey or by other contact (e.g., telephone calls to the data collection contractor) that they were not on active duty as of the first day of the survey, September 17, 2012 (0.28% of sample).

³ AAPOR's "Best Practices" state that, "virtually all surveys taken seriously by social scientists, policy makers, and the informed media use some form of random or probability sampling, the methods of which are well grounded in statistical theory and the theory of probability" (http://aapor.org/Best_Practices1/4081.htm#best3). DMDC has conducted surveys of the military and DoD community using stratified random sampling for 20 years.

⁴ In stratified random sampling, all members of a population are categorized into homogeneous groups. For example, members might be grouped by gender and component (e.g., all male Army personnel in one group, all female Army personnel in another). Members are chosen at random within each group. Small groups are oversampled in comparison to their proportion of the population so there will be enough responses from small groups to analyze. Weights are used so that groups are correctly represented in the analyses.

Completed surveys (defined as 50% or more of the survey questions asked of all participants are answered, including a valid response on the critical question Q32) were received from 22,792 eligible respondents. The overall weighted response rate for eligibles, corrected for nonproportional sampling, was 24%⁵ (male 23%, female 29%).

Data were weighted using the industry standard three-stage process.⁶ This form of weighting produces survey estimates of population totals, proportions, and means (as well as other statistics) that are representative of their respective populations. Unweighted survey data, in contrast, are likely to produce biased estimates of population statistics. The three-stage process of weighting consists of the following steps:

- *Adjustment for selection probability*—Probability samples such as the sample for this survey are selected from lists and each member of the list has a known nonzero probability of selection. For example, if a list contained 10,000 members in a demographic subgroup and the desired sample size for the subgroup was 1,000, one in every tenth member of the list would be selected. During weighting, this selection probability (1/10) is taken into account. The base, or first weight, used to adjust the sample is the reciprocal of the selection probability. In this example, the adjustment for selection probability (base weight) is 10 for members of this subgroup.
- *Adjustments for nonresponse*—Some sampled members do not respond to the survey. Continuing the previous example, suppose only half of sample members, 500, completed and returned a survey. Because the unweighted sample size would only be 500, weights are needed to project the sample up to the subgroup population total (10,000). In this case, the base-weighted respondents would sum to only 5,000 weighted respondents. To adjust for nonresponse, the base weights are multiplied by the reciprocal of the nonresponse rate. In this example, the base weight (10) is multiplied by the reciprocal of the nonresponse rate (2) to create a new weight of 20. The weighted sample sums to the subgroup population total of 10,000.

⁵ There has been concern that a 24% weighted response rate cannot give accurate results. Ultimately, the accuracy of a survey is most dependent on whether the sample used is randomly drawn and representative of the population it is studying. DMDC uses state of the art scientific statistical techniques to draw conclusions from random, representative samples of the active duty population to ensure accuracy of estimations to the full active duty population. As the characteristics of the military population are known, this allows for better accuracy and reduces bias in the estimates compared to civilian populations. Response rates under 30% are common in military surveys.

⁶ Details on survey methodology are reported in DMDC (2012b).

Table 1.
Number of Respondents (Total) and Estimated Population by Reporting Categories

	Respondents		Estimated Population			
	Count	Percent	Totals		Percent	Max ME
TOTAL	22,792	100%	1,354,883	±7,667	100%	
Army	4,103	18%	535,833	±4,944	40%	±1
Navy	3,730	16%	307,261	±2,359	23%	±1
Marine Corps	10,416	46%	190,214	±2,155	14%	±1
Air Force	4,543	20%	321,575	±5,094	24%	±1
Enlisted	17,339	76%	1,123,405	±7,365	83%	±1
E1 – E4	8,223	36%	591,442	±7,039	44%	±1
E1 – E3	4,631	20%	314,364	±6,151	23%	±1
E4	3,592	16%	277,078	±3,422	20%	±1
E5 – E9	9,116	40%	531,963	±2,167	39%	±1
E5 – E6	6,526	29%	401,038	±2,001	30%	±1
E7 – E9	2,590	11%	130,925	±830	10%	±1
Officers	5,453	24%	231,478	±2,131	17%	±1
O1 – O3	2,994	13%	126,214	±653	9%	±1
O4 – O6	1,828	8%	85,805	±531	6%	±1
Deployed Past 12 Months	6,459	28%	433,326	±15,113	32%	±2
Not Deployed Past 12 Months	16,290	71%	919,077	±15,574	68%	±2
Non-Hispanic White	13,175	58%	828,144	±11,170	61%	±1
Total Minority	9,582	42%	525,628	±9,837	39%	±1
Non-Hispanic Black	3,386	15%	190,804	±9,633	14%	±1
Hispanic	3,839	17%	192,227	±10,707	14%	±1
Experienced USC	832	4%	25,965	±4,120	2%	±1
Not Experienced USC	21,960	96%	1,328,918	±8,583	98%	±1
Experienced SH	3,064	13%	93,854	±7,704	7%	±1
Not Experienced SH	19,728	87%	1,261,028	±10,606	93%	±1
FEMALES	11,553	51%	198,488	±825	15%	±1
Army	2,463	11%	72,334	±211	5%	±1
Navy	2,498	11%	51,204	±383	4%	±1
Marine Corps	3,716	16%	13,404	±126	1%	±1
Air Force	2,876	13%	61,546	±692	5%	±1
Enlisted	8,623	38%	161,578	±726	12%	±1
E1 – E4	4,461	20%	90,277	±590	7%	±1
E5 – E9	4,162	18%	71,300	±423	5%	±1
Officers	2,930	13%	36,911	±392	3%	±1
O1 – O3	1,819	8%	23,889	±358	2%	±1
O4 – O6	962	4%	11,360	±71	1%	±1
Experienced USC	716	3%	12,053	±1,143	1%	±1
Not Experienced USC	10,837	48%	186,436	±1,280	14%	±1
Experienced SH	2,756	12%	46,105	±1,893	3%	±1
Not Experienced SH	8,797	39%	152,384	±1,921	11%	±1
Deployed Past 12 Months	2,733	12%	47,041	±1,611	3%	±1
Not Deployed Past 12 Months	8,801	39%	151,048	±1,697	11%	±1

Table 1 (continued)

	Respondents		Estimated Population			
	Count	Percent	Totals		Percent	Max ME
Army Enlisted	1,689	7%	56,905	±137	4%	±1
E1 – E4	814	4%	34,055	±129	3%	±1
Army Officers	774	3%	15,429	±162	1%	±1
Navy Enlisted	1,686	7%	43,012	±381	3%	±1
E1 – E4	873	4%	26,274	±380	2%	±1
Navy Officers	812	4%	8,192	±42	1%	±1
Marine Corps Enlisted	3,153	14%	12,042	±116	1%	±1
E1 – E4	1,761	8%	8,195	±85	1%	±1
Marine Corps Officers	563	2%	1,362	±50	0%	±1
Air Force Enlisted	2,095	9%	49,618	±592	4%	±1
E1 – E4	1,013	4%	21,753	±424	2%	±1
Air Force Officers	781	3%	11,928	±359	1%	±1
MALES	11,239	49%	1,156,394	±7,677	85%	±1
Army	1,640	7%	463,499	±4,940	34%	±1
Navy	1,232	5%	256,057	±2,328	19%	±1
Marine Corps	6,700	29%	176,810	±2,155	13%	±1
Air Force	1,667	7%	260,029	±5,128	19%	±1
Enlisted	8,716	38%	961,827	±7,371	71%	±1
E1 – E4	3,762	17%	501,165	±7,033	37%	±1
E5 – E9	4,954	22%	460,662	±2,206	34%	±1
Officers	2,523	11%	194,567	±2,149	14%	±1
O1 – O3	1,175	5%	102,325	±720	8%	±1
O4 – O6	866	4%	74,445	±535	5%	±1
Experienced USC	116	1%	13,912	±3,958	1%	±1
Not Experienced USC	11,123	49%	1,142,482	±8,521	84%	±1
Experienced SH	308	1%	47,750	±7,469	4%	±1
Not Experienced SH	10,931	48%	1,108,645	±10,450	82%	±1
Deployed Past 12 Months	3,726	16%	386,285	±15,030	29%	±2
Not Deployed Past 12 Months	7,489	33%	768,029	±15,493	57%	±2
Army Enlisted	1,236	5%	382,666	±4,375	28%	±1
E1 – E4	419	2%	206,623	±3,810	15%	±1
Army Officers	404	2%	80,833	±2,294	6%	±1
Navy Enlisted	807	4%	213,113	±2,206	16%	±1
E1 – E4	269	1%	100,196	±2,204	7%	±1
Navy Officers	425	2%	42,943	±743	3%	±1
Marine Corps Enlisted	5,358	24%	156,506	±2,154	12%	±1
E1 – E4	2,528	11%	100,229	±2,141	7%	±1
Marine Corps Officers	1,342	6%	20,304	±57	1%	±1
Air Force Enlisted	1,315	6%	209,542	±5,068	15%	±1
E1 – E4	546	2%	94,117	±5,050	7%	±1
Air Force Officers	352	2%	50,487	±783	4%	±1

- *Adjustment to known population values*—The first of the two previous weighting adjustments are applied according to the demographic groupings used in designing the subgroups for the sample. The second is based on population characteristics that are known to be related to whether a sample person responds to the survey. Because the sample design and adjustments for nonresponse cannot take into account all demographic differences related to who responds to a survey and how they respond, auxiliary information is used to increase the precision of survey estimates. For this reason a final weighting adjustment is computed that reproduces population totals for important demographic groupings related to who responds to a survey and how they might answer the survey. Suppose in our example the population for the subgroup was 8,500 men and 1,500 women but the nonresponse-adjusted weighted estimates from the respondents was 7,000 men and 3,000 women. To reduce this possible bias and reproduce known population totals, the weights would be adjusted by 1.21 for men and 0.5 for women, which would give unbiased estimates of the total and of women and men in the subgroup.

Table 1 (pages 6-7) shows the number of respondents and the portion of total members in each reporting category. Also shown are the estimated number of members and the portion of total members in each reporting category. Differences in the percentages of respondents and population for the reporting categories reflect differences in the number sampled, as well as differences in response rates.

Tabulation Procedures

Tabulations⁷ for each question in the survey are shown on a set of facing pages. The text of the questions and response options are shown at the top of the even-numbered pages with only the question number and question text repeated on the odd-numbered pages. To compress the width of columns in the tables, the response options are shown with a number or letter, then that number or letter is used as the column heading for the responses. The central feature of the tabulations is the percentage of members choosing the response options indicated by the column heading. Within a set of response options, percentages may not add to 100% due to rounding error.

Where an item can be presented as an average, that average is shown as a number estimate and a bar chart. The averages can be quickly scanned for reporting groups differing from other similarly defined groups. Where a true response continuum is available (e.g., number of times trained), the mean of that continuum is presented; in other cases, the responses are averages of the numeric scales presented with the response options. Where there is a simple binomial response (e.g., yes/no), only one percentage is presented. In this case, the bar chart represents that percentage. When multi-level response scales (e.g., “yes,” “no,” “don’t know”) can be dichotomized, the bar chart represents either the sum of the percentages in multiple

⁷ Details of data editing and preparation are provided by DMDC (2012a).

columns (e.g., “no” and “don’t know” summed) or the percentage in one column (e.g., “yes”).

On each page of tabulations, the first column lists the reporting group shown in that row. The second column, *Percent Responding*, lists the portion of the reporting group represented in the estimates in that row. In most cases, if this percentage is not 100, it reflects item nonresponse, and the table note indicates that “Percent responding are members who answered the question.”

Not all questions will apply to every respondent. Where possible, the survey is programmed to skip respondents over questions that do not apply to them. For example, Q85 (How did you hear about the DoD Safe Helpline?) does not apply to those who indicated they were not aware of the DoD Safe Helpline in Q84. The footnote for this question indicates, “Percent responding are active duty members who answered the question and who were aware of the DoD Safe Helpline (Q84).”

Because the survey contains open-ended questions, not all responses are tabulated. For example, Q30sp asked members to specify other unwanted gender-related behaviors they experienced during the 12 months prior to taking the survey. Since it is not feasible to tabulate the wide range of responses, the open-ended responses are not tabulated.⁸

Combining Information From Multiple Items

Tabulations in this volume generally present data for individual survey questions. There are four types of exceptions. The first type of exception is where the results for multiple items are presented on a single set of pages.

- In Q83a-c, members were asked whether they were aware of the “My Strength is for Defending” campaign, the Sexual Assault Prevention Web site (www.myduty.mil), and their installation’s Sexual Assault Awareness Month programs. The tabulations for this question show percentages who answered Yes to Q82a, Q82b, and Q82c, respectively, on one set of pages, to allow comparison between the percentages.

The second exception pertains to combining response options from a single item to present an aggregate number.

- In Q83, the bar chart shows the total percentage of those who indicated they were aware of any of the sexual assault prevention awareness resources (e.g., the campaign, the Web site, and their installation’s programs).

The third exception is where members can provide multiple answers to a single question (e.g., race).

⁸ Questions 49-51, 57-58, and 61-67 are not tabulated because they are open-ended items.

- In Q4, members are asked to mark one or more races. The tabulations show the percentage who responded that they were *White, Black, American Indian/Alaska Native, Asian, and/or Native Hawaiian/Other Pacific Islander*. Respondents who indicated more than one race are also shown in the percentage of *More than one race*. For example, if a respondent indicated they were *Asian and White*, they were counted in the percentage as *Asian, White, and More than one race*.

The fourth exception pertains to constructed composite measures (e.g., scales, indices and summary variables) described below. The composite measures included in the 2012 WGRA have been used on the:

- *2005 Workplace and Equal Opportunity Survey of Active Duty Members (2005 WEOA)*
- *2006 Workplace and Gender Relations Survey of Active Duty Members (2006 WGRA)*
- *2007 Workplace and Equal Opportunity Survey of Reserve Component Members (2007 WEOR)*
- *2008 Workplace and Gender Relations Survey of Reserve Component Members (2008 WGRR)*
- *2009 Workplace and Equal Opportunity Survey of Active Duty Members (2009 WEOA)*
- *2010 Workplace and Gender Relations Survey of Active Duty Members (2010 WGRA)*
- *2011 Workplace and Equal Opportunity Survey of Reserve Component Members (2011 WEOR)*
- *2012 Workplace and Gender Relations Survey of Reserve Component Members. (2012 WGRR)*

For additional information on the history of the scales included in this Tabulation Volume, please see Ormerod et al (2010).

Individual items in each measure are presented first followed by tabulation pages showing composite measure results. Where applicable, Cronbach's coefficient alpha, a measure of scale reliability, is provided for the scale overall and by gender in the table notes. Cronbach's coefficient alpha ranges from 0 to 1. Values of 0.70 or greater indicate high reliability, meaning that the items are internally consistent.

- *Supervisor Satisfaction*: The composite measure includes survey items on members' agreement that their supervisor can be trusted, treat all assigned

people fairly, have very little conflict with people who report to them, evaluate performance fairly, make work assignments fairly, and give satisfactory direction (Q11). Scale ranges from 1-5. Higher scores on this measure indicate members more strongly agreed with positive statements about their supervisors (i.e., were more satisfied).⁹

- *Leadership Satisfaction*: The composite measure includes items pertaining to members' satisfaction with their leadership's commitment to quality work, positive work environment, and Service member well-being (Q12b-d, f). For the purposes of this report, Q12b, d, and f were reverse-coded. Higher scores on this measure indicate members have higher degrees of satisfaction.¹⁰
- *Careerism*: The composite measure includes survey items pertaining to the extent to which a member perceives that leaders put their personal interests above the organization's interests to further personal advancement (Q12a-d, f). For the purposes of this report, Q12a and c were reverse-coded. Higher scores indicate members have greater perceptions that their leaders exhibit careerism.¹¹
- *Coworker Satisfaction*: The composite measure includes survey items on members' agreement with statements about the amount of conflict among coworkers, coworker work efforts, work group compatibility, helpfulness of coworkers, and relationships with coworkers (Q13). Scale ranges from 1-5. Higher scores on this measure indicate members more strongly agreed with positive statements about their coworkers (i.e., were more satisfied).¹²
- *Work Satisfaction*: The composite measure includes survey items on sense of pride, use of skills, work enjoyment, and the opportunity to acquire valuable skills (Q14a-d). Scale ranges from 1-5. Higher scores on this measure indicate members strongly agreed with positive statements about their work.¹³
- *Workplace Hostility*: The composite measure includes survey items on the degree to which coworkers or supervisors act in an angry or hostile manner toward them (Q19). Examples include intentionally interfering with other's

⁹ This scale was used on 2005 WEOA, 2006 WGRA, 2007 WEOR, 2008 WGRR, 2009 WEOA, 2010 WGRA, 2011 WEOR, and 2012 WGRR. A similar scale has been useful in research with military members (e.g., Hay & Elig, 1999; Sims, Drasgow, & Fitzgerald, 2005).

¹⁰ This scale was used on 2005 WEOA, 2006 WGRA, 2007 WEOR, 2008 WGRR, 2009 WEOA, 2010 WGRA, 2011 WEOR, and 2012 WGRR.

¹¹ This scale was used on 2005 WEOA, 2006 WGRA, 2007 WEOR, 2008 WGRR, 2009 WEOA, 2010 WGRA, 2011 WEOR, and 2012 WGRR.

¹² This scale was used on 2005 WEOA, 2006 WGRA, 2007 WEOR, 2008 WGRR, 2009 WEOA, 2010 WGRA, 2011 WEOR, and 2012 WGRR.

¹³ One item, 43e "You are satisfied with your job as a whole," was excluded from this scale. This scale was used on 2007 WEOR, 2008 WGRR, 2009 WEOA, 2010 WGRA, 2011 WEOR, and 2012 WGRR.

work performance, taking credit for other's work or ideas, and using insults, sarcasm, or gestures to humiliate others. Response options ranges from 1 (*never*) to 5 (*very often*). Higher scores on this measure indicate members more frequently perceived hostile behaviors in their workplace.¹⁴

- *General Health*: The General Health scale is designed to provide a self-assessment of overall physical well-being. The four scale items (Q20a-d) were taken from the general health perceptions subscale on the Short-Form Health Survey (SF-36) of the *Medical Outcomes Study* questionnaire (Ware & Sherborne, 1992). For the purposes of this report, Q20b and c were reverse-coded. Higher scores on this measure indicate members have more positive perceptions of their health.¹⁵
- *Perceived Stress*: To evaluate personal stress levels, members were asked about their emotional experiences/reactions in the month prior to taking the survey (Q22). The measure of perceived stress is a 10-item version of the *Perceived Stress Scale*® (Cohen, Kamarck, & Mermelstein, 1983; Cohen & Williamson, 1988). Items were scored 0 to 4. For the purposes of this report, Q22d, e, g, and h were reverse-coded. Scores are reported as a single figure, which is the sum of the individual scores (range 0 to 40). Higher scores on this measure indicate greater perceived stress.¹⁶
- *Posttraumatic Stress Disorder (PTSD)*: PTSD is a type of anxiety disorder that can be triggered by experiencing or witnessing a traumatic event that causes fear, helplessness, or horror and is characterized by persistent frightening thoughts and memories, emotional detachment or numbness, sleep problems, and a tendency to be easily startled. The PTSD Check List (PCL), a 17-item screening tool, was used to provide information regarding the relative severity of PTSD symptoms that individuals experienced (Q23) over the past month. Response options were coded from 1 (*not at all*) to 5 (*extremely*). Scores on all items were summed to create a total score that ranged between 17 and 85. Traditionally, a score of 50 on the PCL is considered to be a reliable cutoff suggesting that further evaluation for PTSD would be beneficial (Weathers et al., 1991). Higher scores on this measure indicate greater experiences of PTSD symptoms.¹⁷
- *Depression Scale*: Depression is a common mental disorder characterized by depressed mood, loss of interest or pleasure, feelings of guilt or low self-worth, disturbed sleep or appetite, low energy, and poor concentration. The

¹⁴ This scale was used on 2010 WGRA, 2011 WEOR, and 2012 WGRR.

¹⁵ This scale was used on 2005 WEOA, 2006 WGRA, 2007 WEOR, 2008 WGRR, 2009 WEOA, 2010 WGRA, and 2012 WGRR.

¹⁶ This scale was used on 2005 WEOA, 2006 WGRA, 2007 WEOR, 2008 WGRR, 2009 WEOA, 2010 WGRA, 2011 WEOR, and 2012 WGRR.

¹⁷ Respondents are presented with the 17 diagnostic symptoms of PTSD as described in the Diagnostic and Statistical Manual of Mental Disorders (4th ed., DSM-IV; American Psychiatric Association, 1994). This scale has been used on 2009 WEOA, 2010 WGRA, and 2012 WGRR.

first eight questions from the *Patient Health Questionnaire* (PHQ-9) Depression Scale (Spitzer, Kroenke, & Williams, 1999) were used to measure the presence of depression related thoughts and behaviors (Q24). The PHQ-9 is a unidimensional measure used for diagnosing depression and assessing its severity (Kroenke, Spitzer, & Williams, 2001). Scores range from 1 to 4. Higher scores on this measure indicate higher levels of depression.¹⁸

- *Overview of Composite Measures of 2012 Incident Rates of Gender-Related Harassment and Discrimination Experienced by Members:* Incident rates, constructed from 30 items, reflect whether members indicated they experienced gender-related insensitivity, coercion, harassment, or discrimination. The *2012 WGRA* incident rates comprise the percentage of members who indicated experiencing at least one of the behaviors during the 12 months prior to the survey.
- *Sex Discrimination:* To assess perceptions of discrimination in the workplace, members were asked to indicate if they had recently experienced any of the 12 behaviors or situations where they thought gender was a motivating factor (Q27). The items form three incident rates: Evaluation (Q27a-d), Assignment (Q27e-g, l), and Career (Q27h-k). In order to be counted as having experienced Evaluation, Assignment, or Career discrimination, respondents must have indicated that gender was a factor in their experience of at least one of the behaviors in the scale (Q27). In addition to the tabulation of incident rates of the three types of discrimination, a summary variable Sex Discrimination, is also tabulated. In order to be counted as having experienced Sex Discrimination, respondents must have indicated experiencing one of the 12 behaviors where gender was a factor AND they must have indicated that they considered at least some of the behaviors experienced to have been sex discrimination (Q29a).¹⁹
- *Unwanted, Gender-Related Behavior:* Incident rates of unwanted, gender-related behaviors were derived from 19 behaviors items (Q30) and represent a continuum of behaviors.²⁰ The categories of behaviors and corresponding items are as follows: *Crude/Offensive Behavior* (Q30a, c, e-f), *Unwanted Sexual Attention* (Q30h, j, m-n), *Sexual Coercion* (Q30k-l, o-p), and *Sexist Behavior* (Q30b, d, g, i). *Sexist Behavior* includes verbal/nonverbal behaviors that convey insulting, offensive, and

¹⁸ One item, "Thoughts that you would be better off dead, or of hurting yourself in some way," on the PHQ-9 Depression Scale was excluded from this survey. This scale has been used on *2009 WEOA*, *2010 WGRA*, *2011 WEOR*, and *2012 WGRR*.

¹⁹ This scale was used on *2006 WGRA*, *2008 WGRR*, and *2010 WGRA*.

²⁰ Items 56a-r ask about specific behaviors and Q56s asks about "Other unwanted gender-related behavior." Q56s is not included in scales or analyses. This scale was used on *2006 WGRA*, *2008 WGRR*, *2010 WGRA*, and *2012 WGRR*.

condescending attitudes based on the respondent's sex. *Crude/Offensive Behavior* includes verbal/nonverbal behaviors of a sexual nature that are offensive or embarrassing. *Unwanted Sexual Attention* includes attempts to establish a sexual relationship or engage in sexually suggestive behavior. *Sexual Coercion* reflects classic quid pro quo instances of job benefits or losses conditioned on sexual cooperation. Respondents were asked to indicate how often they had been in situations involving these behaviors, ranging from *Never* to *Very often* where a higher score denotes more frequent experiences of unwanted gender-related behavior. Items are derived from the *Sexual Experiences Questionnaire (SEQ)*; Fitzgerald, et al., 1988; Fitzgerald, Gelfand, & Drasgow, 1995). Incident rates indicate whether the individual reported experiencing at least one of the behaviors in a category (e.g., *Sexual Coercion*) at least once in the 12 months before responding to the survey.²¹

- *Sexual Harassment*: The prevalence of sexual harassment is determined using a two-step process. In order to be counted as having experienced *Sexual Harassment*, respondents must have indicated they experienced one of the following types of unwanted gender-related behaviors: *Crude/Offensive Behavior*, *Unwanted Sexual Attention*, or *Sexual Coercion* during the 12 months prior to completion of the survey (Q30) AND they must have indicated that they considered at least one of the behaviors experienced to have been sexual harassment (Q31). In Q31, survey participants were asked whether they considered any of the behaviors they endorsed in Q30 to have been sexual harassment. Response options included 1 (none were sexual harassment), 2 (some were sexual harassment; some were not sexual harassment), and 3 (all were sexual harassment).²²
- *Unwanted Sexual Contact*: Respondents were counted as having experienced unwanted sexual contact if they indicated *Yes* to Q32.
- *Most Serious Unwanted Sexual Contact Behavior Experienced*: This combination of unwanted sexual contact behavior experienced during the one event were determined by responses to Q34. Respondents were counted in the *Experienced unwanted sexual touching* if they indicated

²¹ The SEQ is a widely used instrument containing multiple items assessing participants' experiences of sexual harassment and other unwanted gender-related behavior. Sexist Behavior and Sexual Assault are not counted in the DoD survey measure of sexual harassment) and the labeling of those behaviors as sexual harassment (Survey Method for Counting Incidents of Sexual Harassment, 2002). These measures was used on *2006 WGRA*, *2008 WGRR*, and *2010 WGRA*.

²² Survey measurement of sexual harassment is defined by the U.S. Department of Defense as the presence of behaviors indicative of sexual harassment (*Crude/Offensive Behavior*, *Sexual Coercion*, and *Unwanted Sexual Attention*; Sexist Behavior and Sexual Assault are not counted in the DoD survey measure of sexual harassment) and the labeling of those behaviors as sexual harassment (Survey Method for Counting Incidents of Sexual Harassment, 2002). This measure was used on *2006 WGRA*, *2008 WGRR*, *2010 WGRA*, and *2012 WGRR*.

experiencing sexual touching (without experiencing attempted or completed sexual intercourse, oral sex, anal sex, or penetration by a finger or object). Respondents were counted in the *Experienced attempted sexual intercourse, anal, or oral sex* if they indicated experiencing attempted sexual intercourse, oral sex, anal sex, or penetration by a finger or object (without experiencing completed sexual intercourse, oral sex, anal sex, or penetration by a finger or object). Respondents were counted in the *Experienced completed sexual intercourse, anal, or oral sex* if they indicated experiencing completed sexual intercourse, oral sex, anal sex, or penetration by a finger or object.

Margins of Error

The complex sample design required weighting to produce population estimates, (e.g., percent female).²³ Because of the weighting, conventional formulas for calculating the margin of error will overstate the reliability of the estimate. For this report, variance estimates were calculated using SUDAAN[®] PROC DESCRIPT, (Research Triangle Institute, Inc., 2004).

By definition, sample surveys are subject to sampling error. Standard errors are estimates of the variance around population parameters (such as percentages or means) and are used to construct margins of error (i.e., confidence interval half-widths). Percentages and means in these tabulations are reported with margins of error based on 95% confidence intervals. In order to compress the data display, only the maximum margin of error (Max ME) for each reporting category is shown. That is, the tab volume shows only the largest margin of error for the percentages or means in each row. For each average shown in these tabulations, its margin of error is also printed.

The following reporting conventions are used:

- “0” indicates that no one in any reporting group selected the response option,
- NR indicates the estimate is *Not Reportable* and is suppressed because of low reliability. Estimates of low reliability are suppressed based on criteria defined in terms of nominal sample size (less than 5), effective sample size (less than 15), or relative standard error (greater than 0.225),
- NA indicates the question was *Not Applicable* because the question did not apply to respondents in the reporting category based on answers to previous questions,

²³ As a result of differential weighting, only certain statistical software procedures, such as SUDAAN, correctly calculate standard errors, variances, or tests of statistical significance for stratified samples.

[®] Registered 2004 by Research Triangle Institute, P.O. Box 12194, Research Triangle Park, NC 27709-2194.

- no Max ME is printed when all percentages in the row are shown as NR,
- no margin of error is printed for an average when it is shown as NR.

References

- American Association for Public Opinion Research. Best practices. Retrieved from http://aapor.org/Best_Practices1/4081.htm#best3
- American Psychiatric Association. (1994). *Diagnostic and statistical manual of mental disorders* (4th ed., text rev.). Washington, DC: Author.
- Bastian, L. D., Lancaster, A. R., & Reyst, H. (1996). *1995 Sexual Harassment Survey* (Report No. 96-014). Arlington, VA: DMDC.
- Cohen, S., Kamarck, T., & Mermelstein, R. (1983). A global measure of perceived stress. *Journal of Health and Social Behavior*, *24*, 385-396.
- Cohen, S., & Williamson, G. (1988). Perceived stress in a probability sample of the U.S. In S. Spacapan & S. Oskamp (Eds.), *The social psychology of health: Claremont Symposium on Applied Social Psychology*, 31-67. Newbury Park, CA: Sage Publications.
- DMDC. (2012a). *2012 Workplace and Gender Relations Survey of Active Duty Members: Administration, datasets, and codebook* (Report No. 2012-068). Alexandria, VA: DMDC.
- DMDC. (2012b). *2012 Workplace and Gender Relations Survey of Active Duty Members: Statistical methodology report* (Report No. 2012-067). Alexandria, VA: DMDC.
- Fitzgerald, L. F., Gelfand, M. J., & Drasgow, F. (1995). Measuring sexual harassment: Theoretical and psychometric advances. *Basic and Applied Social Psychology*, *17*, 425-445.
- Fitzgerald, L. F., Shullman, S., Bailey, N., Richards, M., Swecker, J., Gold, Y., Ormerod, A. J., & Weitzman, L. (1988). The incidence and dimensions of sexual harassment in academia and the workplace. *Journal of Vocational Behavior*, *32*, 152-175.
- Kroenke, K., Spitzer, R.L., & Williams, J.B. (2001). The PHQ-9: validity of a brief depression severity measure. *Journal of General Internal Medicine*, *16* (9), 606-13.
- Ormerod, A.J., Nye, C.D., Joseph, D.L., Fitzgerald, L.F., & Rock, L. (2010). *2010 Gender Relations Survey of Active Duty Members: Report on Scales and Measures* (Report No. 2010-028). Arlington, VA: DMDC.

Research Triangle Institute, Inc. (2004). SUDAAN® Language Manual, Release 9.0. Research Triangle Park, NC: Research Triangle Institute.

Spitzer, R.L., Williams, J.B. W., Kroenke, K. Linzer, M., deGruy, F. V., Hahn, S. R., Brody, D., & Johnson, J. G. (1999). Utility of a new procedure for diagnosing mental disorders in primary care: The PRIME-MD 1000 study. *Journal of the American Medical Association*, 272, 1749-1756.

Standards for Maintaining, Collecting, and Presenting Federal Data on Race and Ethnicity, 62 Fed. Reg. 58781 (1997).

Ware, J. E. & Sherbourne, C. D. (1992). The MOS 36-item short form health survey (SF-36). Conceptual framework and item selection. *Medical Care*, 30, 473-483.

Weathers, F. W., Huska, J. A., & Keane, T. M. (1991). *PCL-M for DSM-IV*. Boston: National Center for PTSD–Behavioral Science Division.

Tabulations of Responses

2. What is your gender?

1. Male

2. Female

	Percent Responding		Percentages		Max ME
			1	2	
TOTAL	100	±1	85	15	±1
Army	100	±1	87	13	±1
Navy	100	±1	83	17	±1
Marine Corps	100	±1	93	7	±1
Air Force	100	±1	81	19	±1
Enlisted	100	±1	86	14	±1
E1 – E4	100	±1	85	15	±1
E1 – E3	100	±1	85	15	±1
E4	100	±1	85	15	±1
E5 – E9	100	±1	87	13	±1
E5 – E6	100	±1	86	14	±1
E7 – E9	100	±1	89	11	±1
Officers	100	±1	84	16	±1
O1 – O3	100	±1	81	19	±1
O4 – O6	99	±1	87	13	±1
Deployed Past 12 Months	100	±1	89	11	±1
Not Deployed Past 12 Months	100	±1	84	16	±1
Non-Hispanic White	100	±1	89	11	±1
Total Minority	100	±1	80	20	±1
Non-Hispanic Black	100	±1	76	24	±2
Hispanic	100	±1	83	17	±2
Experienced USC	100	±1	54	46	±8
Not Experienced USC	100	±1	86	14	±1
Experienced SH	100	±1	51	49	±5
Not Experienced SH	100	±1	88	12	±1
FEMALES	100	±1	0	100	±0
Army	100	±1	0	100	±0
Navy	100	±1	0	100	±0
Marine Corps	100	±1	0	100	±0
Air Force	100	±1	0	100	±0
Enlisted	100	±1	0	100	±0
E1 – E4	100	±1	0	100	±0
E5 – E9	100	±1	0	100	±0
Officers	100	±1	0	100	±0
O1 – O3	100	±1	0	100	±0
O4 – O6	100	±1	0	100	±0
Experienced USC	100	±1	0	100	±0
Not Experienced USC	100	±1	0	100	±0
Experienced SH	100	±1	0	100	±0
Not Experienced SH	100	±1	0	100	±0
Deployed Past 12 Months	100	±1	0	100	±0
Not Deployed Past 12 Months	100	±1	0	100	±0

Note. Percent responding are active duty members who answered the question. Members who were separated or retired (as of September 17, 2012) are excluded from this report (Q1).











































2. What is your gender?

	Percent Responding		Percentages		Max ME
			1	2	
Army Enlisted	100	±1	0	100	±0
E1 – E4	100	±0	0	100	±0
Army Officers	100	±1	0	100	±0
Navy Enlisted	100	±1	0	100	±0
E1 – E4	100	±0	0	100	±0
Navy Officers	100	±1	0	100	±0
Marine Corps Enlisted	100	±1	0	100	±0
E1 – E4	100	±0	0	100	±0
Marine Corps Officers	100	±1	0	100	±0
Air Force Enlisted	100	±1	0	100	±0
E1 – E4	100	±1	0	100	±0
Air Force Officers	100	±1	0	100	±0
MALES	100	±1	100	0	±0
Army	100	±0	100	0	±0
Navy	100	±1	100	0	±0
Marine Corps	100	±1	100	0	±0
Air Force	100	±1	100	0	±0
Enlisted	100	±1	100	0	±0
E1 – E4	100	±1	100	0	±0
E5 – E9	100	±1	100	0	±0
Officers	100	±1	100	0	±0
O1 – O3	100	±1	100	0	±0
O4 – O6	99	±1	100	0	±0
Experienced USC	100	±0	NR	NR	
Not Experienced USC	100	±1	100	0	±0
Experienced SH	100	±0	100	0	±0
Not Experienced SH	100	±1	100	0	±0
Deployed Past 12 Months	100	±1	100	0	±0
Not Deployed Past 12 Months	100	±1	100	0	±0
Army Enlisted	100	±0	100	0	±0
E1 – E4	100	±0	100	0	±0
Army Officers	100	±0	100	0	±0
Navy Enlisted	100	±1	100	0	±0
E1 – E4	100	±0	100	0	±0
Navy Officers	100	±0	100	0	±0
Marine Corps Enlisted	100	±1	100	0	±0
E1 – E4	100	±1	100	0	±0
Marine Corps Officers	100	±1	100	0	±0
Air Force Enlisted	100	±1	100	0	±0
E1 – E4	100	±0	100	0	±0
Air Force Officers	99	±2	100	0	±0

Note. Percent responding are active duty members who answered the question. Members who were separated or retired (as of September 17, 2012) are excluded from this report (Q1).

NR: Not reportable

3. Are you Spanish/Hispanic/Latino?

	Percent Responding		Percentages	Max ME	Percentage Reporting Yes
			Yes		
TOTAL	100	±1	14	±1	
Army	100	±1	15	±2	
Navy	100	±1	13	±2	
Marine Corps	100	±1	20	±1	
Air Force	99	±1	10	±2	
Enlisted	100	±1	15	±1	
E1 – E4	100	±1	16	±2	
E1 – E3	100	±1	16	±3	
E4	100	±1	15	±3	
E5 – E9	100	±1	15	±2	
E5 – E6	100	±1	16	±2	
E7 – E9	100	±1	14	±3	
Officers	99	±1	8	±2	
O1 – O3	99	±1	8	±2	
O4 – O6	99	±1	7	±2	
Deployed Past 12 Months	100	±1	15	±2	
Not Deployed Past 12 Months	100	±1	14	±1	
Non-Hispanic White	100	±1	0	±0	
Total Minority	100	±1	37	±2	
Non-Hispanic Black	100	±1	0	±0	
Hispanic	100	±1	100	±0	
Experienced USC	100	±0	16	±8	
Not Experienced USC	100	±1	14	±1	
Experienced SH	100	±1	17	±4	
Not Experienced SH	100	±1	14	±1	
FEMALES	100	±1	17	±1	
Army	100	±1	18	±2	
Navy	100	±1	16	±2	
Marine Corps	100	±1	27	±2	
Air Force	100	±1	13	±2	
Enlisted	100	±1	18	±1	
E1 – E4	100	±1	19	±2	
E5 – E9	100	±1	18	±2	
Officers	100	±1	10	±2	
O1 – O3	100	±1	10	±2	
O4 – O6	99	±1	9	±3	
Experienced USC	100	±0	14	±4	
Not Experienced USC	100	±1	17	±1	
Experienced SH	100	±1	18	±2	
Not Experienced SH	100	±1	16	±1	
Deployed Past 12 Months	100	±1	18	±2	
Not Deployed Past 12 Months	100	±1	16	±1	

Note. Percent responding are active duty members who answered the question.

3. Are you Spanish/Hispanic/Latino?

	Percent Responding		Percentages	Max ME	Percentage Reporting Yes
			Yes		
Army Enlisted	100	±1	20	±3	
E1 – E4	100	±1	21	±3	
Army Officers	100	±1	11	±3	
Navy Enlisted	100	±1	18	±2	
E1 – E4	100	±1	17	±3	
Navy Officers	100	±1	8	±2	
Marine Corps Enlisted	100	±1	29	±2	
E1 – E4	100	±1	28	±2	
Marine Corps Officers	100	±1	13	±2	
Air Force Enlisted	100	±1	14	±2	
E1 – E4	100	±1	14	±3	
Air Force Officers	100	±1	8	±3	
MALES	100	±1	14	±1	
Army	100	±1	15	±2	
Navy	100	±1	12	±3	
Marine Corps	100	±1	19	±2	
Air Force	99	±1	10	±2	
Enlisted	100	±1	15	±2	
E1 – E4	100	±1	15	±2	
E5 – E9	100	±1	15	±2	
Officers	99	±1	8	±2	
O1 – O3	99	±1	8	±3	
O4 – O6	99	±1	7	±3	
Experienced USC	100	±0	17	±15	
Not Experienced USC	100	±1	14	±1	
Experienced SH	100	±1	15	±7	
Not Experienced SH	100	±1	14	±1	
Deployed Past 12 Months	100	±1	14	±2	
Not Deployed Past 12 Months	100	±1	13	±2	
Army Enlisted	100	±1	17	±3	
E1 – E4	100	±0	16	±4	
Army Officers	99	±2	8	±3	
Navy Enlisted	100	±1	13	±3	
E1 – E4	100	±1	12	±5	
Navy Officers	100	±1	7	±3	
Marine Corps Enlisted	100	±1	20	±2	
E1 – E4	100	±1	20	±2	
Marine Corps Officers	100	±1	8	±2	
Air Force Enlisted	99	±1	11	±2	
E1 – E4	100	±1	11	±4	
Air Force Officers	99	±1	6	±4	

Note. Percent responding are active duty members who answered the question.

4. What is your race?1. White
4. Asian2. Black
5. Native Hawaiian/Other Pacific Islander3. American Indian/Alaska Native
6. More than one race

	Percent Responding		Percentages						Max ME
			1	2	3	4	5	6	
TOTAL	97	±1	77	17	4	7	2	5	±1
Army	96	±1	74	20	4	6	2	5	±2
Navy	97	±1	74	18	6	9	1	6	±2
Marine Corps	96	±1	84	11	4	5	2	5	±1
Air Force	97	±1	79	15	3	7	2	5	±2
Enlisted	96	±1	75	19	5	7	2	6	±1
E1 – E4	96	±1	78	16	5	7	3	7	±2
E1 – E3	97	±2	79	16	5	6	3	7	±3
E4	96	±2	77	16	5	7	3	6	±2
E5 – E9	96	±1	72	22	4	7	2	5	±2
E5 – E6	96	±1	72	21	5	7	2	5	±2
E7 – E9	96	±2	72	25	3	5	1	4	±3
Officers	98	±1	84	10	2	7	1	4	±2
O1 – O3	98	±1	84	10	3	8	1	4	±2
O4 – O6	99	±1	86	9	2	5	1	3	±3
Deployed Past 12 Months	96	±1	77	17	4	6	2	6	±2
Not Deployed Past 12 Months	97	±1	76	18	4	7	2	5	±2
Non-Hispanic White	99	±1	100	0	0	0	0	0	±0
Total Minority	93	±2	37	47	11	18	5	15	±2
Non-Hispanic Black	100	±1	0	100	0	0	0	0	±0
Hispanic	80	±3	85	12	8	5	3	8	±3
Experienced USC	97	±3	66	27	7	8	3	9	±8
Not Experienced USC	97	±1	77	17	4	7	2	5	±1
Experienced SH	97	±1	74	21	7	7	2	9	±4
Not Experienced SH	97	±1	77	17	4	7	2	5	±1
FEMALES	96	±1	64	29	5	8	2	7	±1
Army	97	±1	57	36	5	8	3	7	±2
Navy	96	±1	65	27	7	10	1	9	±2
Marine Corps	95	±1	77	18	5	6	2	6	±2
Air Force	96	±1	70	24	4	9	2	7	±2
Enlisted	96	±1	62	31	6	8	3	8	±2
E1 – E4	96	±1	65	27	7	9	3	9	±2
E5 – E9	96	±1	57	36	4	7	2	6	±2
Officers	98	±1	75	18	2	10	1	5	±2
O1 – O3	99	±1	76	16	2	11	1	5	±3
O4 – O6	98	±1	77	17	2	10	1	5	±3
Experienced USC	97	±2	67	28	10	7	2	11	±6
Not Experienced USC	96	±1	64	29	5	9	2	7	±1
Experienced SH	96	±1	69	26	8	8	3	11	±3
Not Experienced SH	96	±1	63	30	4	9	2	7	±2
Deployed Past 12 Months	96	±1	62	31	6	8	3	8	±3
Not Deployed Past 12 Months	96	±1	65	28	5	9	2	7	±2

Note. Percent responding are active duty members who answered the question.

4. What is your race?

	Percent Responding		Percentages						Max ME
			1	2	3	4	5	6	
Army Enlisted	97	±1	54	39	6	8	3	8	±2
E1 – E4	97	±2	59	33	7	9	3	9	±3
Army Officers	98	±1	68	25	2	10	1	4	±3
Navy Enlisted	96	±1	63	30	7	10	2	9	±3
E1 – E4	96	±2	66	26	9	10	2	11	±3
Navy Officers	99	±1	80	14	2	10	1	5	±3
Marine Corps Enlisted	95	±1	75	19	6	6	2	6	±2
E1 – E4	95	±1	78	17	6	6	2	7	±2
Marine Corps Officers	98	±1	91	8	2	6	0	6	±2
Air Force Enlisted	96	±1	68	26	4	8	3	7	±2
E1 – E4	96	±2	70	24	5	9	3	9	±3
Air Force Officers	98	±1	81	12	3	11	0	7	±4
MALES	97	±1	79	15	4	6	2	5	±1
Army	96	±2	77	18	4	6	2	5	±2
Navy	98	±1	76	16	6	9	1	6	±3
Marine Corps	96	±1	85	11	4	5	2	5	±1
Air Force	97	±2	81	13	2	6	2	4	±2
Enlisted	96	±1	77	17	4	6	2	5	±2
E1 – E4	97	±1	80	14	5	6	3	6	±2
E5 – E9	96	±1	74	19	4	7	2	5	±2
Officers	98	±1	86	9	2	6	1	3	±2
O1 – O3	98	±1	86	8	3	7	1	4	±3
O4 – O6	99	±1	87	8	2	4	1	3	±3
Experienced USC	96	±5	64	26	4	9	NR	6	±15
Not Experienced USC	97	±1	79	15	4	6	2	5	±1
Experienced SH	98	±2	78	16	6	7	1	7	±7
Not Experienced SH	97	±1	79	15	4	6	2	5	±1
Deployed Past 12 Months	96	±1	79	15	4	6	2	5	±2
Not Deployed Past 12 Months	97	±1	79	15	4	6	2	5	±2
Army Enlisted	96	±2	76	19	4	6	3	5	±2
E1 – E4	96	±2	79	14	4	7	4	6	±4
Army Officers	98	±2	82	13	3	5	1	4	±4
Navy Enlisted	97	±1	74	18	6	9	1	6	±3
E1 – E4	98	±2	77	17	7	7	1	8	±5
Navy Officers	99	±1	86	8	3	8	1	4	±3
Marine Corps Enlisted	96	±1	84	12	4	5	2	5	±1
E1 – E4	96	±1	86	10	5	5	2	6	±2
Marine Corps Officers	98	±1	91	6	2	4	1	4	±2
Air Force Enlisted	96	±2	79	16	3	6	2	4	±2
E1 – E4	96	±3	79	16	2	6	2	4	±4
Air Force Officers	98	±2	89	4	1	7	1	2	±4

Note. Percent responding are active duty members who answered the question.

NR: Not reportable

5. In the past 12 months, have you been deployed for any of the following operations?

a. Operation Enduring Freedom (Afghanistan)

1. Yes, and I am still deployed for this operation 2. Yes, but I am no longer deployed for this operation 3. No

	Percent Responding		Percentages			Max ME	Percentage Reporting Yes		
			1	2	3				
TOTAL	100	±1	4	16	80	±2	20.0	±2.0	
Army	100	±1	7	18	75	±3	25.0	±3.0	
Navy	100	±1	2	11	86	±2	14.0	±2.0	
Marine Corps	100	±1	2	21	77	±1	23.0	±1.0	
Air Force	100	±1	2	13	85	±2	15.0	±2.0	
Enlisted	100	±1	4	16	80	±2	20.0	±2.0	
E1 – E4	100	±1	4	15	81	±2	19.0	±2.0	
E1 – E3	100	±1	4	11	85	±3	15.0	±3.0	
E4	100	±1	5	19	76	±3	24.0	±3.0	
E5 – E9	100	±1	4	17	79	±2	21.0	±2.0	
E5 – E6	100	±1	4	17	79	±2	21.0	±2.0	
E7 – E9	100	±1	5	15	80	±3	20.0	±3.0	
Officers	100	±1	4	16	80	±2	20.0	±2.0	
O1 – O3	100	±1	5	18	77	±3	23.0	±3.0	
O4 – O6	100	±1	2	11	86	±3	14.0	±3.0	
Deployed Past 12 Months	100	±0	13	49	38	±3	62.0	±3.0	
Not Deployed Past 12 Months	100	±0	0	0	100	±0	0.0	±0.0	
Non-Hispanic White	100	±1	4	16	79	±2	21.0	±2.0	
Total Minority	100	±1	4	15	81	±2	19.0	±2.0	
Non-Hispanic Black	100	±1	4	13	83	±3	17.0	±3.0	
Hispanic	100	±1	4	16	80	±3	20.0	±3.0	
Experienced USC	100	±0	5	14	81	±7	19.0	±7.0	
Not Experienced USC	100	±1	4	16	80	±2	20.0	±2.0	
Experienced SH	100	±1	5	13	83	±4	17.0	±4.0	
Not Experienced SH	100	±1	4	16	80	±2	20.0	±2.0	
FEMALES	100	±1	3	10	87	±1	13.0	±1.0	
Army	100	±1	5	12	83	±2	17.0	±2.0	
Navy	100	±1	2	8	90	±2	10.0	±2.0	
Marine Corps	100	±1	2	14	84	±1	16.0	±1.0	
Air Force	100	±1	2	9	90	±2	10.0	±2.0	
Enlisted	100	±1	3	10	88	±1	12.0	±1.0	
E1 – E4	100	±1	2	8	89	±2	11.0	±2.0	
E5 – E9	100	±1	3	11	86	±2	14.0	±2.0	
Officers	100	±1	3	12	85	±2	15.0	±2.0	
O1 – O3	100	±1	4	12	84	±2	16.0	±2.0	
O4 – O6	100	±1	2	9	89	±3	11.0	±3.0	
Experienced USC	100	±0	3	12	84	±4	16.0	±4.0	
Not Experienced USC	100	±1	3	10	87	±1	13.0	±1.0	
Experienced SH	100	±1	4	12	84	±2	16.0	±2.0	
Not Experienced SH	100	±1	2	9	88	±1	12.0	±1.0	
Deployed Past 12 Months	100	±0	12	42	46	±3	54.0	±3.0	
Not Deployed Past 12 Months	100	±0	0	0	100	±0	0.0	±0.0	

Note. Percent responding are active duty members who answered the question.

5. In the past 12 months, have you been deployed for any of the following operations?

a. Operation Enduring Freedom (Afghanistan)

	Percent Responding		Percentages			Max ME	Percentage Reporting Yes		
			1	2	3				
Army Enlisted	100	±1	5	12	84	±2	16.0	±2.0	
E1 – E4	100	±1	4	10	86	±3	14.0	±3.0	
Army Officers	100	±0	5	12	83	±3	17.0	±3.0	
Navy Enlisted	100	±1	1	8	91	±2	9.0	±2.0	
E1 – E4	100	±1	1	7	92	±2	8.0	±2.0	
Navy Officers	99	±1	2	10	88	±3	12.0	±3.0	
Marine Corps Enlisted	100	±1	2	13	85	±1	15.0	±1.0	
E1 – E4	100	±0	1	12	87	±2	13.0	±2.0	
Marine Corps Officers	100	±0	4	19	78	±3	22.0	±3.0	
Air Force Enlisted	100	±1	1	8	91	±2	9.0	±2.0	
E1 – E4	100	±0	1	6	93	±2	7.0	±2.0	
Air Force Officers	100	±1	2	12	86	±3	14.0	±3.0	
MALES	100	±1	4	17	79	±2	21.0	±2.0	
Army	100	±1	8	19	73	±3	27.0	±3.0	
Navy	100	±1	2	12	85	±3	15.0	±3.0	
Marine Corps	100	±1	2	22	76	±1	24.0	±1.0	
Air Force	100	±1	2	14	84	±2	16.0	±2.0	
Enlisted	100	±1	4	17	79	±2	21.0	±2.0	
E1 – E4	100	±1	5	16	79	±3	21.0	±3.0	
E5 – E9	100	±1	4	17	79	±2	21.0	±2.0	
Officers	100	±1	4	17	79	±3	21.0	±3.0	
O1 – O3	100	±1	5	20	75	±4	25.0	±4.0	
O4 – O6	100	±1	2	12	86	±3	14.0	±3.0	
Experienced USC	100	±0	7	16	77	±13	23.0	±13.0	
Not Experienced USC	100	±1	4	17	79	±2	21.0	±2.0	
Experienced SH	100	±0	6	13	81	±7	19.0	±7.0	
Not Experienced SH	100	±1	4	17	79	±2	21.0	±2.0	
Deployed Past 12 Months	100	±0	13	50	37	±3	63.0	±3.0	
Not Deployed Past 12 Months	100	±0	0	0	100	±0	0.0	±0.0	
Army Enlisted	100	±1	8	19	73	±3	27.0	±3.0	
E1 – E4	100	±0	8	19	73	±5	27.0	±5.0	
Army Officers	100	±0	6	18	76	±5	24.0	±5.0	
Navy Enlisted	100	±1	2	12	85	±3	15.0	±3.0	
E1 – E4	100	±0	3	11	86	±5	14.0	±5.0	
Navy Officers	100	±1	2	10	87	±4	13.0	±4.0	
Marine Corps Enlisted	100	±1	2	21	76	±2	24.0	±2.0	
E1 – E4	100	±1	2	20	78	±2	22.0	±2.0	
Marine Corps Officers	100	±1	3	24	73	±3	27.0	±3.0	
Air Force Enlisted	100	±1	2	12	86	±3	14.0	±3.0	
E1 – E4	100	±1	2	11	88	±4	12.0	±4.0	
Air Force Officers	100	±0	3	18	79	±5	21.0	±5.0	

Note. Percent responding are active duty members who answered the question.

5. In the past 12 months, have you been deployed for any of the following operations?

b. Operation Iraqi Freedom/New Dawn

1. Yes, and I am still deployed for this operation 2. Yes, but I am no longer deployed for this operation 3. No

	Percent Responding		Percentages			Max ME	Percentage Reporting Yes		
			1	2	3				
TOTAL	100	±1	1	10	89	±1	11.0	±1.0	
Army	100	±1	1	13	87	±2	13.0	±2.0	
Navy	100	±1	2	11	88	±2	12.0	±2.0	
Marine Corps	100	±1	0	4	96	±1	4.0	±1.0	
Air Force	100	±1	1	8	91	±2	9.0	±2.0	
Enlisted	100	±1	1	10	89	±1	11.0	±1.0	
E1 – E4	100	±1	1	8	91	±2	9.0	±2.0	
E1 – E3	100	±1	1	4	95	±2	5.0	±2.0	
E4	100	±1	0	12	87	±3	13.0	±3.0	
E5 – E9	100	±1	1	13	86	±2	14.0	±2.0	
E5 – E6	100	±1	1	13	86	±2	14.0	±2.0	
E7 – E9	100	±1	1	12	87	±3	13.0	±3.0	
Officers	100	±1	1	8	92	±2	8.0	±2.0	
O1 – O3	100	±1	0	8	92	±2	8.0	±2.0	
O4 – O6	100	±1	1	7	92	±3	8.0	±3.0	
Deployed Past 12 Months	100	±0	2	31	67	±3	33.0	±3.0	
Not Deployed Past 12 Months	100	±0	0	0	100	±0	0.0	±0.0	
Non-Hispanic White	100	±1	1	9	90	±1	10.0	±1.0	
Total Minority	100	±1	1	11	88	±2	12.0	±2.0	
Non-Hispanic Black	100	±1	1	10	89	±3	11.0	±3.0	
Hispanic	100	±1	1	12	87	±3	13.0	±3.0	
Experienced USC	100	±0	2	15	83	±8	17.0	±8.0	
Not Experienced USC	100	±1	1	10	90	±1	10.0	±1.0	
Experienced SH	100	±1	1	13	86	±4	14.0	±4.0	
Not Experienced SH	100	±1	1	10	90	±1	10.0	±1.0	
FEMALES	100	±1	1	8	91	±1	9.0	±1.0	
Army	100	±1	1	10	89	±2	11.0	±2.0	
Navy	100	±1	1	8	90	±2	10.0	±2.0	
Marine Corps	100	±1	0	3	97	±1	3.0	±1.0	
Air Force	100	±1	0	7	92	±2	8.0	±2.0	
Enlisted	100	±1	1	9	91	±1	9.0	±1.0	
E1 – E4	100	±1	1	6	93	±1	7.0	±1.0	
E5 – E9	100	±1	1	12	87	±2	13.0	±2.0	
Officers	100	±1	0	7	93	±2	7.0	±2.0	
O1 – O3	100	±1	0	7	93	±2	7.0	±2.0	
O4 – O6	100	±1	0	6	93	±2	7.0	±2.0	
Experienced USC	100	±0	0	9	90	±3	10.0	±3.0	
Not Experienced USC	100	±1	1	8	91	±1	9.0	±1.0	
Experienced SH	100	±1	1	10	89	±2	11.0	±2.0	
Not Experienced SH	100	±1	1	8	92	±1	8.0	±1.0	
Deployed Past 12 Months	100	±0	3	35	62	±3	38.0	±3.0	
Not Deployed Past 12 Months	100	±0	0	0	100	±0	0.0	±0.0	

Note. Percent responding are active duty members who answered the question.

5. In the past 12 months, have you been deployed for any of the following operations?

b. Operation Iraqi Freedom/New Dawn

	Percent Responding		Percentages			Max ME	Percentage Reporting Yes		
			1	2	3				
Army Enlisted	100	±1	1	11	89	±2	11.0	±2.0	■
E1 – E4	100	±1	1	7	92	±2	8.0	±2.0	■
Army Officers	100	±0	0	9	91	±3	9.0	±3.0	■
Navy Enlisted	100	±1	1	9	90	±2	10.0	±2.0	■
E1 – E4	100	±1	1	7	92	±2	8.0	±2.0	■
Navy Officers	99	±1	1	7	93	±2	7.0	±2.0	■
Marine Corps Enlisted	100	±1	0	3	97	±1	3.0	±1.0	■
E1 – E4	100	±0	0	0	100	±1	0.0	±1.0	■
Marine Corps Officers	100	±0	0	4	96	±2	4.0	±2.0	■
Air Force Enlisted	100	±1	0	8	92	±2	8.0	±2.0	■
E1 – E4	100	±0	1	6	93	±2	7.0	±2.0	■
Air Force Officers	100	±1	0	5	95	±2	5.0	±2.0	■
MALES	100	±1	1	10	89	±1	11.0	±1.0	■
Army	100	±1	1	13	86	±2	14.0	±2.0	■
Navy	100	±1	2	11	87	±3	13.0	±3.0	■
Marine Corps	100	±1	0	4	96	±1	4.0	±1.0	■
Air Force	100	±1	1	8	91	±2	9.0	±2.0	■
Enlisted	100	±1	1	11	89	±2	11.0	±2.0	■
E1 – E4	100	±1	1	8	91	±2	9.0	±2.0	■
E5 – E9	100	±1	1	13	86	±2	14.0	±2.0	■
Officers	100	±1	1	8	91	±2	9.0	±2.0	■
O1 – O3	100	±1	0	8	92	±3	8.0	±3.0	■
O4 – O6	100	±1	1	7	92	±3	8.0	±3.0	■
Experienced USC	100	±0	3	19	77	±14	23.0	±14.0	■
Not Experienced USC	100	±1	1	10	89	±1	11.0	±1.0	■
Experienced SH	100	±0	1	15	84	±7	16.0	±7.0	■
Not Experienced SH	100	±1	1	10	89	±1	11.0	±1.0	■
Deployed Past 12 Months	100	±0	2	30	68	±3	32.0	±3.0	■
Not Deployed Past 12 Months	100	±0	0	0	100	±0	0.0	±0.0	■
Army Enlisted	100	±1	1	14	86	±3	14.0	±3.0	■
E1 – E4	100	±0	0	12	88	±4	12.0	±4.0	■
Army Officers	100	±0	1	11	88	±4	12.0	±4.0	■
Navy Enlisted	100	±1	2	12	87	±3	13.0	±3.0	■
E1 – E4	100	±0	1	9	90	±5	10.0	±5.0	■
Navy Officers	100	±1	2	9	90	±4	10.0	±4.0	■
Marine Corps Enlisted	100	±1	0	4	96	±1	4.0	±1.0	■
E1 – E4	100	±1	0	1	99	±1	1.0	±1.0	■
Marine Corps Officers	100	±1	0	4	96	±2	4.0	±2.0	■
Air Force Enlisted	100	±1	1	9	90	±2	10.0	±2.0	■
E1 – E4	100	±1	1	8	92	±3	8.0	±3.0	■
Air Force Officers	100	±0	0	5	95	±3	5.0	±3.0	■

Note. Percent responding are active duty members who answered the question.

5. In the past 12 months, have you been deployed for any of the following operations?

c. Other

1. Yes, and I am still deployed for this operation

2. Yes, but I am no longer deployed for this operation

3. No

	Percent Responding		Percentages			Max ME	Percentage Reporting Yes		
			1	2	3				
TOTAL	100	±1	1	5	93	±1	7.0	±1.0	
Army	100	±1	1	3	96	±2	4.0	±2.0	
Navy	100	±1	2	9	88	±2	12.0	±2.0	
Marine Corps	100	±1	2	7	91	±1	9.0	±1.0	
Air Force	100	±1	1	4	95	±1	5.0	±1.0	
Enlisted	100	±1	1	5	93	±1	7.0	±1.0	
E1 – E4	100	±1	2	5	94	±2	6.0	±2.0	
E1 – E3	100	±1	2	4	94	±2	6.0	±2.0	
E4	100	±1	1	6	93	±2	7.0	±2.0	
E5 – E9	100	±1	1	6	93	±1	7.0	±1.0	
E5 – E6	100	±1	1	6	93	±2	7.0	±2.0	
E7 – E9	100	±1	2	5	93	±2	7.0	±2.0	
Officers	100	±1	2	5	94	±2	6.0	±2.0	
O1 – O3	100	±1	2	5	93	±2	7.0	±2.0	
O4 – O6	100	±1	1	5	95	±2	5.0	±2.0	
Deployed Past 12 Months	100	±0	5	16	79	±2	21.0	±2.0	
Not Deployed Past 12 Months	100	±0	0	0	100	±0	0.0	±0.0	
Non-Hispanic White	100	±1	1	5	93	±1	7.0	±1.0	
Total Minority	100	±1	2	5	94	±1	6.0	±1.0	
Non-Hispanic Black	100	±1	1	3	95	±2	5.0	±2.0	
Hispanic	100	±1	1	5	93	±2	7.0	±2.0	
Experienced USC	100	±0	2	5	93	±5	7.0	±5.0	
Not Experienced USC	100	±1	1	5	93	±1	7.0	±1.0	
Experienced SH	100	±1	2	4	94	±2	6.0	±2.0	
Not Experienced SH	100	±1	1	5	93	±1	7.0	±1.0	
FEMALES	100	±1	1	4	95	±1	5.0	±1.0	
Army	100	±1	1	2	97	±1	3.0	±1.0	
Navy	100	±1	2	7	91	±2	9.0	±2.0	
Marine Corps	100	±1	1	4	96	±1	4.0	±1.0	
Air Force	100	±1	1	4	95	±1	5.0	±1.0	
Enlisted	100	±1	1	4	95	±1	5.0	±1.0	
E1 – E4	100	±1	1	4	95	±1	5.0	±1.0	
E5 – E9	100	±1	1	4	95	±1	5.0	±1.0	
Officers	100	±1	1	4	95	±1	5.0	±1.0	
O1 – O3	100	±1	1	4	95	±2	5.0	±2.0	
O4 – O6	100	±1	1	3	97	±2	3.0	±2.0	
Experienced USC	100	±0	2	5	93	±3	7.0	±3.0	
Not Experienced USC	100	±1	1	4	95	±1	5.0	±1.0	
Experienced SH	100	±1	2	6	92	±2	8.0	±2.0	
Not Experienced SH	100	±1	1	3	96	±1	4.0	±1.0	
Deployed Past 12 Months	100	±0	5	17	78	±2	22.0	±2.0	
Not Deployed Past 12 Months	100	±0	0	0	100	±0	0.0	±0.0	

Note. Percent responding are active duty members who answered the question.

5. In the past 12 months, have you been deployed for any of the following operations?

c. Other

	Percent Responding		Percentages			Max ME	Percentage Reporting Yes		
			1	2	3				
Army Enlisted	100	±1	1	2	97	±1	3.0	±1.0	
E1 – E4	100	±1	2	1	97	±2	3.0	±2.0	
Army Officers	100	±0	1	2	97	±2	3.0	±2.0	
Navy Enlisted	100	±1	2	8	91	±2	9.0	±2.0	█
E1 – E4	100	±1	2	8	90	±3	10.0	±3.0	█
Navy Officers	99	±1	2	6	92	±3	8.0	±3.0	█
Marine Corps Enlisted	100	±1	1	3	96	±1	4.0	±1.0	
E1 – E4	100	±0	1	3	96	±1	4.0	±1.0	
Marine Corps Officers	100	±0	1	4	94	±2	6.0	±2.0	
Air Force Enlisted	100	±1	1	4	95	±2	5.0	±2.0	
E1 – E4	100	±0	1	3	96	±2	4.0	±2.0	
Air Force Officers	100	±1	0	4	96	±2	4.0	±2.0	
MALES	100	±1	2	5	93	±1	7.0	±1.0	
Army	100	±1	1	3	96	±2	4.0	±2.0	
Navy	100	±1	2	10	88	±3	12.0	±3.0	█
Marine Corps	100	±1	2	7	91	±1	9.0	±1.0	█
Air Force	100	±1	1	4	95	±2	5.0	±2.0	
Enlisted	100	±1	1	5	93	±1	7.0	±1.0	
E1 – E4	100	±1	2	5	93	±2	7.0	±2.0	
E5 – E9	100	±1	1	6	93	±2	7.0	±2.0	
Officers	100	±1	2	5	93	±2	7.0	±2.0	
O1 – O3	100	±1	2	6	92	±3	8.0	±3.0	
O4 – O6	100	±1	1	5	94	±3	6.0	±3.0	
Experienced USC	100	±0	2	5	93	±10	7.0	±10.0	
Not Experienced USC	100	±1	2	5	93	±1	7.0	±1.0	
Experienced SH	100	±0	1	3	95	±4	5.0	±4.0	
Not Experienced SH	100	±1	2	5	93	±1	7.0	±1.0	
Deployed Past 12 Months	100	±0	5	16	79	±2	21.0	±2.0	█
Not Deployed Past 12 Months	100	±0	0	0	100	±0	0.0	±0.0	
Army Enlisted	100	±1	1	3	96	±2	4.0	±2.0	
E1 – E4	100	±0	1	3	96	±3	4.0	±3.0	
Army Officers	100	±0	1	2	97	±3	3.0	±3.0	
Navy Enlisted	100	±1	2	10	88	±3	12.0	±3.0	█
E1 – E4	100	±0	2	10	88	±5	12.0	±5.0	█
Navy Officers	100	±1	4	8	88	±4	12.0	±4.0	█
Marine Corps Enlisted	100	±1	2	8	90	±1	10.0	±1.0	█
E1 – E4	100	±1	2	8	90	±2	10.0	±2.0	█
Marine Corps Officers	100	±1	2	7	92	±2	8.0	±2.0	
Air Force Enlisted	100	±1	1	3	96	±2	4.0	±2.0	
E1 – E4	100	±1	1	2	97	±2	3.0	±2.0	
Air Force Officers	100	±0	2	6	92	±4	8.0	±4.0	

Note. Percent responding are active duty members who answered the question.

5. Have you been deployed in the past 12 months? Constructed from Q5.

	Percent Responding		Percentages	Max ME	Percentage Reporting Yes
			Yes		
TOTAL	100	±1	32	±2	
Army	100	±1	38	±3	
Navy	100	±1	29	±3	
Marine Corps	100	±1	33	±2	
Air Force	100	±1	24	±2	
Enlisted	100	±1	32	±2	
E1 – E4	100	±1	31	±2	
E1 – E3	100	±1	23	±3	
E4	100	±1	39	±3	
E5 – E9	100	±1	35	±2	
E5 – E6	100	±1	35	±2	
E7 – E9	100	±1	32	±3	
Officers	100	±1	30	±3	
O1 – O3	100	±1	34	±3	
O4 – O6	100	±1	23	±4	
Deployed Past 12 Months	100	±0	100	±0	
Not Deployed Past 12 Months	100	±0	0	±0	
Non-Hispanic White	100	±1	32	±2	
Total Minority	100	±1	32	±2	
Non-Hispanic Black	100	±1	30	±3	
Hispanic	100	±1	34	±4	
Experienced USC	100	±0	36	±8	
Not Experienced USC	100	±1	32	±2	
Experienced SH	100	±1	32	±4	
Not Experienced SH	100	±1	32	±2	
FEMALES	100	±1	24	±1	
Army	100	±1	28	±2	
Navy	100	±1	23	±2	
Marine Corps	100	±1	21	±2	
Air Force	100	±1	20	±2	
Enlisted	100	±1	24	±1	
E1 – E4	100	±1	20	±2	
E5 – E9	100	±1	28	±2	
Officers	100	±1	24	±2	
O1 – O3	100	±1	25	±2	
O4 – O6	100	±1	19	±3	
Experienced USC	100	±0	27	±5	
Not Experienced USC	100	±1	24	±1	
Experienced SH	100	±1	31	±3	
Not Experienced SH	100	±1	22	±1	
Deployed Past 12 Months	100	±0	100	±0	
Not Deployed Past 12 Months	100	±0	0	±0	

Note. Percent responding are active duty members who answered the question.

5. Have you been deployed in the past 12 months? Constructed from Q5.

	Percent Responding		Percentages	Max ME	Percentage Reporting Yes
			Yes		
Army Enlisted	100	±1	28	±2	
E1 – E4	100	±1	23	±3	
Army Officers	100	±0	27	±3	
Navy Enlisted	100	±1	24	±2	
E1 – E4	100	±1	22	±3	
Navy Officers	99	±1	21	±3	
Marine Corps Enlisted	100	±1	20	±2	
E1 – E4	100	±0	17	±2	
Marine Corps Officers	100	±0	30	±4	
Air Force Enlisted	100	±1	20	±2	
E1 – E4	100	±0	15	±2	
Air Force Officers	100	±1	20	±3	
MALES	100	±1	33	±2	
Army	100	±1	40	±3	
Navy	100	±1	30	±3	
Marine Corps	100	±1	34	±2	
Air Force	100	±1	24	±2	
Enlisted	100	±1	34	±2	
E1 – E4	100	±1	32	±3	
E5 – E9	100	±1	36	±2	
Officers	100	±1	31	±3	
O1 – O3	100	±1	36	±4	
O4 – O6	100	±1	23	±4	
Experienced USC	100	±0	45	±15	
Not Experienced USC	100	±1	33	±2	
Experienced SH	100	±0	34	±8	
Not Experienced SH	100	±1	33	±2	
Deployed Past 12 Months	100	±0	100	±0	
Not Deployed Past 12 Months	100	±0	0	±0	
Army Enlisted	100	±1	41	±3	
E1 – E4	100	±0	40	±5	
Army Officers	100	±0	34	±5	
Navy Enlisted	100	±1	31	±4	
E1 – E4	100	±0	29	±6	
Navy Officers	100	±1	26	±5	
Marine Corps Enlisted	100	±1	34	±2	
E1 – E4	100	±1	31	±2	
Marine Corps Officers	100	±1	36	±3	
Air Force Enlisted	100	±1	23	±3	
E1 – E4	100	±1	20	±4	
Air Force Officers	100	±0	29	±5	

Note. Percent responding are active duty members who answered the question.

6. In the past 12 months, have you been deployed to a combat zone or to an area where you drew imminent danger pay or hostile fire pay?

	Percent Responding		Percentages	Max ME	Percentage Reporting Yes
			Yes		
TOTAL	32	±2	76	±2	
Army	38	±3	80	±4	
Navy	29	±3	68	±5	
Marine Corps	33	±2	72	±3	
Air Force	23	±2	77	±4	
Enlisted	32	±2	75	±3	
E1 – E4	31	±2	77	±4	
E1 – E3	23	±3	78	±7	
E4	39	±3	76	±5	
E5 – E9	34	±2	74	±3	
E5 – E6	35	±2	72	±4	
E7 – E9	32	±3	79	±5	
Officers	30	±3	80	±4	
O1 – O3	34	±3	77	±5	
O4 – O6	22	±3	84	±6	
Deployed Past 12 Months	100	±1	76	±2	
Not Deployed Past 12 Months	NA		NA		
Non-Hispanic White	32	±2	78	±3	
Total Minority	32	±2	73	±4	
Non-Hispanic Black	30	±3	77	±5	
Hispanic	34	±4	73	±6	
Experienced USC	36	±8	73	±14	
Not Experienced USC	32	±2	76	±2	
Experienced SH	32	±4	75	±7	
Not Experienced SH	32	±2	76	±3	
FEMALES	24	±1	71	±3	
Army	28	±2	74	±4	
Navy	23	±2	67	±5	
Marine Corps	21	±1	65	±3	
Air Force	20	±2	72	±5	
Enlisted	24	±1	71	±3	
E1 – E4	20	±2	72	±4	
E5 – E9	28	±2	69	±4	
Officers	24	±2	73	±4	
O1 – O3	25	±2	74	±5	
O4 – O6	19	±3	74	±8	
Experienced USC	27	±5	77	±9	
Not Experienced USC	23	±1	71	±3	
Experienced SH	30	±3	71	±5	
Not Experienced SH	22	±1	71	±3	
Deployed Past 12 Months	100	±1	71	±3	
Not Deployed Past 12 Months	NA		NA		

Note. Percent responding are active duty members who answered the question and who had been deployed in the past 12 months (Q5).

NA: Not applicable

6. In the past 12 months, have you been deployed to a combat zone or to an area where you drew imminent danger pay or hostile fire pay?

	Percent Responding		Percentages	Max ME	Percentage Reporting Yes
			Yes		
Army Enlisted	28	±2	75	±5	
E1 – E4	23	±3	77	±7	
Army Officers	27	±3	72	±7	
Navy Enlisted	23	±2	66	±5	
E1 – E4	22	±3	66	±7	
Navy Officers	21	±3	69	±8	
Marine Corps Enlisted	20	±2	63	±4	
E1 – E4	17	±2	67	±5	
Marine Corps Officers	30	±3	80	±6	
Air Force Enlisted	20	±2	71	±6	
E1 – E4	15	±2	73	±8	
Air Force Officers	20	±3	77	±7	
MALES	33	±2	77	±3	
Army	40	±3	81	±4	
Navy	30	±3	69	±6	
Marine Corps	34	±2	72	±3	
Air Force	24	±2	78	±5	
Enlisted	34	±2	76	±3	
E1 – E4	32	±3	77	±5	
E5 – E9	35	±2	74	±3	
Officers	31	±3	81	±5	
O1 – O3	36	±4	77	±6	
O4 – O6	23	±4	85	±7	
Experienced USC	45	±15	NR		
Not Experienced USC	33	±2	77	±3	
Experienced SH	34	±8	78	±12	
Not Experienced SH	33	±2	76	±3	
Deployed Past 12 Months	100	±1	77	±3	
Not Deployed Past 12 Months	NA		NA		
Army Enlisted	41	±3	80	±5	
E1 – E4	40	±5	79	±7	
Army Officers	34	±5	85	±8	
Navy Enlisted	31	±4	68	±7	
E1 – E4	29	±6	74	±12	
Navy Officers	26	±5	70	±10	
Marine Corps Enlisted	34	±2	71	±3	
E1 – E4	31	±2	72	±4	
Marine Corps Officers	36	±3	78	±5	
Air Force Enlisted	23	±3	77	±6	
E1 – E4	20	±4	86	±8	
Air Force Officers	28	±5	81	±9	

Note. Percent responding are active duty members who answered the question and who had been deployed in the past 12 months (Q5).

NR: Not reportable

NA: Not applicable

7. To what extent do/would you feel safe during deployments from being sexually assaulted on your base/installation/ship?

1. Very unsafe
 2. Unsafe
 3. Neither safe nor unsafe
 4. Safe
 5. Very safe

	Percent Responding		Percentages					Max ME	Average Safe Feeling		
			1	2	3	4	5				
TOTAL	99	±1	1	2	15	30	53	±2	4.3	±0.1	
Army	99	±1	1	3	17	29	50	±3	4.2	±0.1	
Navy	99	±1	0	2	12	34	52	±3	4.4	±0.1	
Marine Corps	99	±1	1	1	13	28	57	±2	4.4	±0.1	
Air Force	98	±1	0	1	14	28	56	±3	4.4	±0.1	
Enlisted	99	±1	1	2	16	31	50	±2	4.3	±0.1	
E1 – E4	98	±1	1	2	20	32	44	±3	4.2	±0.1	
E1 – E3	98	±1	1	1	22	31	45	±4	4.2	±0.1	
E4	99	±1	1	3	18	34	43	±4	4.1	±0.1	
E5 – E9	100	±1	0	2	11	30	57	±2	4.4	±0.1	
E5 – E6	100	±1	0	2	12	31	55	±2	4.4	±0.1	
E7 – E9	100	±1	1	1	8	25	65	±3	4.5	±0.1	
Officers	98	±1	0	2	9	23	66	±3	4.5	±0.1	
O1 – O3	97	±1	1	1	11	24	63	±3	4.5	±0.1	
O4 – O6	100	±1	0	2	6	21	71	±4	4.6	±0.1	
Deployed Past 12 Months	100	±1	1	3	12	30	54	±3	4.3	±0.1	
Not Deployed Past 12 Months	98	±1	1	2	16	30	52	±2	4.3	±0.1	
Non-Hispanic White	99	±1	0	1	13	28	57	±2	4.4	±0.1	
Total Minority	99	±1	1	3	17	33	46	±2	4.2	±0.1	
Non-Hispanic Black	99	±1	1	3	17	32	46	±4	4.2	±0.1	
Hispanic	98	±2	1	2	16	32	48	±4	4.2	±0.1	
Experienced USC	99	±1	8	16	28	33	15	±9	3.3	±0.2	
Not Experienced USC	99	±1	1	2	14	30	54	±2	4.3	±0.1	
Experienced SH	98	±1	4	11	29	39	17	±5	3.5	±0.1	
Not Experienced SH	99	±1	0	1	14	29	56	±2	4.4	±0.1	
FEMALES	98	±1	2	8	31	41	17	±2	3.6	±0.1	
Army	97	±1	3	12	34	38	13	±3	3.5	±0.1	
Navy	98	±1	1	7	28	44	20	±3	3.8	±0.1	
Marine Corps	99	±1	2	8	38	38	14	±2	3.5	±0.1	
Air Force	98	±1	1	5	29	44	20	±2	3.7	±0.1	
Enlisted	98	±1	2	9	32	41	16	±2	3.6	±0.1	
E1 – E4	97	±1	2	9	37	38	14	±2	3.5	±0.1	
E5 – E9	99	±1	2	8	27	44	19	±2	3.7	±0.1	
Officers	96	±1	2	7	27	45	20	±3	3.7	±0.1	
O1 – O3	95	±2	2	6	30	45	16	±3	3.7	±0.1	
O4 – O6	98	±1	1	8	21	44	26	±4	3.9	±0.1	
Experienced USC	98	±2	8	20	41	27	5	±6	3.0	±0.1	
Not Experienced USC	98	±1	2	8	31	42	18	±2	3.7	±0.1	
Experienced SH	98	±1	5	17	38	35	6	±3	3.2	±0.1	
Not Experienced SH	98	±1	1	6	30	43	20	±2	3.8	±0.1	
Deployed Past 12 Months	100	±1	3	12	24	44	18	±3	3.6	±0.1	
Not Deployed Past 12 Months	97	±1	2	7	34	41	16	±2	3.6	±0.1	

Note. Percent responding are active duty members who answered the question.


7. To what extent do/would you feel safe during deployments from being sexually assaulted on your base/installation/ship?

	Percent Responding		Percentages					Max ME	Average Safe Feeling		
			1	2	3	4	5				
Army Enlisted	98	±1	3	13	36	36	13	±3	3.4	±0.1	
E1 – E4	97	±2	3	13	38	34	11	±4	3.4	±0.1	
Army Officers	97	±2	3	8	30	45	14	±4	3.6	±0.1	
Navy Enlisted	99	±1	1	7	29	43	19	±3	3.7	±0.1	
E1 – E4	98	±1	2	8	34	39	17	±4	3.6	±0.1	
Navy Officers	96	±2	1	5	21	47	26	±4	3.9	±0.1	
Marine Corps Enlisted	99	±1	2	8	40	37	13	±2	3.5	±0.1	
E1 – E4	98	±1	2	7	43	36	11	±3	3.5	±0.1	
Marine Corps Officers	98	±1	1	8	21	47	24	±5	3.8	±0.1	
Air Force Enlisted	98	±1	1	5	30	45	19	±3	3.7	±0.1	
E1 – E4	97	±1	2	5	36	41	16	±4	3.7	±0.1	
Air Force Officers	95	±2	1	7	27	43	22	±4	3.8	±0.1	
MALES	99	±1	1	1	12	28	59	±2	4.4	±0.1	
Army	99	±1	1	1	14	28	56	±3	4.4	±0.1	
Navy	99	±1	0	1	9	32	58	±4	4.5	±0.1	
Marine Corps	99	±1	1	1	11	28	60	±2	4.5	±0.1	
Air Force	98	±1	0	1	11	24	65	±3	4.5	±0.1	
Enlisted	99	±1	1	1	13	30	56	±2	4.4	±0.1	
E1 – E4	99	±1	1	1	17	32	50	±3	4.3	±0.1	
E5 – E9	100	±1	0	1	8	27	63	±2	4.5	±0.1	
Officers	99	±1	0	1	6	19	74	±3	4.7	±0.1	
O1 – O3	98	±2	0	0	7	19	73	±4	4.6	±0.1	
O4 – O6	100	±1	0	1	4	17	78	±4	4.7	±0.1	
Experienced USC	100	±1	8	12	17	39	23	±16	3.6	±0.4	
Not Experienced USC	99	±1	0	1	12	28	59	±2	4.4	±0.1	
Experienced SH	99	±2	4	6	20	43	27	±9	3.8	±0.2	
Not Experienced SH	99	±1	0	1	11	27	60	±2	4.5	±0.1	
Deployed Past 12 Months	100	±0	1	2	10	29	58	±3	4.4	±0.1	
Not Deployed Past 12 Months	99	±1	0	0	12	27	59	±2	4.4	±0.1	
Army Enlisted	99	±1	1	1	16	29	52	±4	4.3	±0.1	
E1 – E4	98	±2	2	2	21	31	45	±6	4.2	±0.1	
Army Officers	99	±1	0	1	7	20	72	±5	4.6	±0.1	
Navy Enlisted	99	±1	0	1	10	35	55	±4	4.4	±0.1	
E1 – E4	99	±2	0	0	14	39	46	±7	4.3	±0.1	
Navy Officers	99	±1	0	0	5	19	77	±5	4.7	±0.1	
Marine Corps Enlisted	99	±1	1	1	12	29	57	±2	4.4	±0.1	
E1 – E4	99	±1	1	1	14	31	53	±3	4.3	±0.1	
Marine Corps Officers	99	±1	0	0	3	15	81	±3	4.8	±0.1	
Air Force Enlisted	99	±1	0	1	11	25	63	±3	4.5	±0.1	
E1 – E4	98	±2	0	1	14	26	60	±5	4.4	±0.1	
Air Force Officers	97	±2	0	1	8	18	73	±5	4.6	±0.1	

Note. Percent responding are active duty members who answered the question.

8. To what extent do/would you feel safe from being sexually assaulted on your home base/installation/ship?1. Very unsafe
4. Safe2. Unsafe
5. Very safe

3. Neither safe nor unsafe

	Percent Responding		Percentages					Max ME	Average Safe Feeling		
			1	2	3	4	5				
TOTAL	100	±1	1	1	8	28	62	±2	4.5	±0.1	
Army	100	±1	1	2	10	30	58	±3	4.4	±0.1	
Navy	100	±1	0	2	8	31	59	±3	4.5	±0.1	
Marine Corps	100	±1	1	1	8	27	63	±2	4.5	±0.1	
Air Force	100	±1	0	1	5	24	70	±2	4.6	±0.1	
Enlisted	100	±1	1	2	9	30	59	±2	4.4	±0.1	
E1 – E4	100	±1	1	2	11	32	54	±3	4.4	±0.1	
E1 – E3	100	±1	1	2	11	31	55	±4	4.4	±0.1	
E4	100	±1	1	3	11	33	52	±4	4.3	±0.1	
E5 – E9	100	±1	0	1	7	28	64	±2	4.5	±0.1	
E5 – E6	100	±1	0	1	8	29	62	±2	4.5	±0.1	
E7 – E9	100	±1	0	0	4	23	72	±3	4.7	±0.1	
Officers	100	±1	0	0	3	21	75	±2	4.7	±0.1	
O1 – O3	100	±1	0	1	3	23	73	±3	4.7	±0.1	
O4 – O6	100	±1	0	0	2	17	81	±3	4.8	±0.1	
Deployed Past 12 Months	100	±1	1	1	9	28	62	±3	4.5	±0.1	
Not Deployed Past 12 Months	100	±1	1	1	8	29	62	±2	4.5	±0.1	
Non-Hispanic White	100	±1	0	1	7	26	66	±2	4.6	±0.1	
Total Minority	100	±1	1	2	10	33	55	±2	4.4	±0.1	
Non-Hispanic Black	100	±1	1	2	11	32	55	±4	4.4	±0.1	
Hispanic	100	±1	1	1	9	32	56	±4	4.4	±0.1	
Experienced USC	100	±1	10	18	21	25	25	±9	3.4	±0.3	
Not Experienced USC	100	±1	0	1	8	28	62	±2	4.5	±0.1	
Experienced SH	99	±1	4	9	23	42	22	±5	3.7	±0.1	
Not Experienced SH	100	±1	0	1	7	27	65	±2	4.5	±0.1	
FEMALES	100	±1	2	5	17	46	30	±2	4.0	±0.1	
Army	100	±1	2	7	21	47	23	±3	3.8	±0.1	
Navy	100	±1	1	6	18	47	29	±3	4.0	±0.1	
Marine Corps	100	±1	2	6	24	45	23	±2	3.8	±0.1	
Air Force	100	±1	1	2	11	44	41	±2	4.2	±0.1	
Enlisted	100	±1	2	6	19	46	27	±2	3.9	±0.1	
E1 – E4	100	±1	3	8	21	45	23	±2	3.8	±0.1	
E5 – E9	100	±1	1	3	16	47	32	±2	4.1	±0.1	
Officers	100	±1	1	3	9	46	42	±3	4.3	±0.1	
O1 – O3	100	±1	0	3	9	49	39	±3	4.2	±0.1	
O4 – O6	100	±1	1	2	8	39	51	±4	4.4	±0.1	
Experienced USC	100	±0	11	22	26	32	9	±5	3.0	±0.2	
Not Experienced USC	100	±1	1	4	16	47	32	±2	4.0	±0.1	
Experienced SH	100	±1	4	14	27	42	13	±3	3.4	±0.1	
Not Experienced SH	100	±1	1	2	14	47	35	±2	4.1	±0.1	
Deployed Past 12 Months	100	±1	2	5	18	46	29	±3	4.0	±0.1	
Not Deployed Past 12 Months	100	±1	2	5	17	46	30	±2	4.0	±0.1	











































Note. Percent responding are active duty members who answered the question.

8. To what extent do/would you feel safe from being sexually assaulted on your home base/installation/ship?

	Percent Responding		Percentages					Max ME	Average Safe Feeling		
			1	2	3	4	5				
Army Enlisted	100	±1	3	8	23	45	21	±3	3.7	±0.1	
E1 – E4	100	±1	3	10	24	43	19	±4	3.6	±0.1	
Army Officers	100	±1	1	4	12	51	32	±4	4.1	±0.1	
Navy Enlisted	100	±1	1	6	19	47	26	±3	3.9	±0.1	
E1 – E4	99	±1	2	8	22	45	23	±4	3.8	±0.1	
Navy Officers	100	±1	0	2	8	45	44	±4	4.3	±0.1	
Marine Corps Enlisted	100	±1	3	7	25	45	21	±2	3.7	±0.1	
E1 – E4	100	±1	3	8	27	45	18	±3	3.7	±0.1	
Marine Corps Officers	100	±0	0	1	12	43	44	±4	4.3	±0.1	
Air Force Enlisted	100	±1	2	2	13	45	38	±3	4.2	±0.1	
E1 – E4	100	±1	2	4	15	46	33	±4	4.0	±0.1	
Air Force Officers	99	±1	0	2	4	40	54	±4	4.5	±0.1	
MALES	100	±1	0	1	7	25	67	±2	4.6	±0.1	
Army	100	±1	0	1	9	27	63	±3	4.5	±0.1	
Navy	100	±0	0	1	6	28	65	±4	4.6	±0.1	
Marine Corps	100	±1	1	1	7	26	66	±2	4.6	±0.1	
Air Force	100	±1	0	0	3	19	77	±3	4.7	±0.1	
Enlisted	100	±1	0	1	7	27	64	±2	4.5	±0.1	
E1 – E4	100	±1	1	1	9	29	60	±3	4.5	±0.1	
E5 – E9	100	±1	0	0	5	25	69	±2	4.6	±0.1	
Officers	100	±1	0	0	2	16	81	±3	4.8	±0.1	
O1 – O3	100	±1	0	0	2	17	81	±4	4.8	±0.1	
O4 – O6	100	±0	0	0	2	13	85	±4	4.8	±0.1	
Experienced USC	100	±1	10	14	17	19	40	±16	3.6	±0.5	
Not Experienced USC	100	±1	0	1	6	25	67	±2	4.6	±0.1	
Experienced SH	99	±2	3	4	19	43	31	±9	4.0	±0.2	
Not Experienced SH	100	±1	0	1	6	25	69	±2	4.6	±0.1	
Deployed Past 12 Months	100	±1	1	1	7	26	66	±3	4.5	±0.1	
Not Deployed Past 12 Months	100	±1	0	1	6	25	68	±2	4.6	±0.1	
Army Enlisted	100	±1	1	1	10	29	60	±4	4.5	±0.1	
E1 – E4	100	±1	1	2	12	31	55	±5	4.4	±0.1	
Army Officers	100	±1	0	0	3	20	77	±5	4.7	±0.1	
Navy Enlisted	100	±0	0	1	7	30	62	±4	4.5	±0.1	
E1 – E4	100	±0	1	1	9	32	56	±7	4.4	±0.1	
Navy Officers	100	±0	0	0	2	16	82	±4	4.8	±0.1	
Marine Corps Enlisted	100	±1	1	1	7	28	63	±2	4.5	±0.1	
E1 – E4	100	±1	1	1	9	30	59	±3	4.5	±0.1	
Marine Corps Officers	100	±0	0	0	1	12	86	±3	4.8	±0.1	
Air Force Enlisted	100	±1	0	0	4	21	75	±3	4.7	±0.1	
E1 – E4	100	±1	0	1	4	22	74	±5	4.7	±0.1	
Air Force Officers	100	±1	0	0	2	12	86	±5	4.8	±0.1	

Note. Percent responding are active duty members who answered the question.

9. Are you currently in a work environment where members of your gender are uncommon?

	Percent Responding		Percentages	Max ME	Percentage Reporting Yes
			Yes		
TOTAL	100	±1	11	±1	
Army	100	±0	11	±2	
Navy	100	±1	12	±2	
Marine Corps	100	±1	9	±1	
Air Force	100	±1	10	±2	
Enlisted	100	±1	11	±1	
E1 – E4	100	±1	12	±2	
E1 – E3	100	±1	11	±2	
E4	100	±1	12	±2	
E5 – E9	100	±1	11	±1	
E5 – E6	100	±1	11	±2	
E7 – E9	100	±1	9	±2	
Officers	100	±1	7	±1	
O1 – O3	100	±1	8	±2	
O4 – O6	100	±1	6	±2	
Deployed Past 12 Months	100	±1	10	±2	
Not Deployed Past 12 Months	100	±1	11	±1	
Non-Hispanic White	100	±1	9	±1	
Total Minority	100	±1	13	±2	
Non-Hispanic Black	100	±1	13	±3	
Hispanic	100	±1	13	±3	
Experienced USC	100	±1	28	±7	
Not Experienced USC	100	±1	10	±1	
Experienced SH	100	±1	26	±3	
Not Experienced SH	100	±1	9	±1	
FEMALES	100	±1	33	±2	
Army	100	±0	31	±2	
Navy	100	±1	33	±3	
Marine Corps	100	±1	45	±2	
Air Force	100	±1	32	±2	
Enlisted	100	±1	34	±2	
E1 – E4	100	±1	38	±2	
E5 – E9	100	±1	30	±2	
Officers	100	±1	26	±2	
O1 – O3	100	±0	27	±3	
O4 – O6	100	±1	21	±3	
Experienced USC	100	±1	48	±5	
Not Experienced USC	100	±1	32	±2	
Experienced SH	100	±1	45	±3	
Not Experienced SH	100	±1	29	±2	
Deployed Past 12 Months	100	±1	35	±3	
Not Deployed Past 12 Months	100	±1	32	±2	

Note. Percent responding are active duty members who answered the question.

9. Are you currently in a work environment where members of your gender are uncommon?

	Percent Responding		Percentages	Max ME	Percentage Reporting Yes
			Yes		
Army Enlisted	100	±0	33	±3	
E1 – E4	100	±0	36	±4	
Army Officers	100	±0	24	±4	
Navy Enlisted	100	±1	34	±3	
E1 – E4	100	±1	36	±4	
Navy Officers	100	±1	29	±4	
Marine Corps Enlisted	100	±1	45	±2	
E1 – E4	100	±1	48	±3	
Marine Corps Officers	100	±0	45	±4	
Air Force Enlisted	100	±1	34	±3	
E1 – E4	100	±1	41	±4	
Air Force Officers	100	±1	23	±4	
MALES	100	±1	7	±1	
Army	100	±0	8	±2	
Navy	100	±1	7	±2	
Marine Corps	100	±1	6	±1	
Air Force	100	±1	5	±2	
Enlisted	100	±1	7	±1	
E1 – E4	100	±1	7	±2	
E5 – E9	100	±1	8	±2	
Officers	100	±1	4	±2	
O1 – O3	100	±1	4	±2	
O4 – O6	100	±0	4	±2	
Experienced USC	100	±0	11	±12	
Not Experienced USC	100	±1	7	±1	
Experienced SH	100	±1	8	±5	
Not Experienced SH	100	±1	7	±1	
Deployed Past 12 Months	100	±1	7	±2	
Not Deployed Past 12 Months	100	±1	7	±1	
Army Enlisted	100	±0	8	±2	
E1 – E4	100	±0	7	±3	
Army Officers	100	±0	4	±3	
Navy Enlisted	100	±1	8	±3	
E1 – E4	100	±0	8	±4	
Navy Officers	100	±0	3	±3	
Marine Corps Enlisted	100	±1	6	±1	
E1 – E4	100	±1	6	±2	
Marine Corps Officers	100	±1	4	±2	
Air Force Enlisted	100	±1	5	±2	
E1 – E4	100	±1	6	±4	
Air Force Officers	100	±0	5	±3	

Note. Percent responding are active duty members who answered the question.

10. What is the gender of your immediate supervisor?

1. Male

2. Female

	Percent Responding		Percentages		Max ME
			1	2	
TOTAL	100	±1	86	14	±1
Army	100	±1	86	14	±2
Navy	100	±1	85	15	±2
Marine Corps	100	±1	92	8	±1
Air Force	100	±1	83	17	±2
Enlisted	100	±1	86	14	±1
E1 – E4	100	±1	85	15	±2
E1 – E3	100	±1	86	14	±3
E4	100	±0	84	16	±3
E5 – E9	100	±1	87	13	±2
E5 – E6	100	±1	86	14	±2
E7 – E9	100	±1	88	12	±3
Officers	100	±1	85	15	±2
O1 – O3	100	±1	84	16	±3
O4 – O6	100	±1	86	14	±3
Deployed Past 12 Months	100	±1	88	12	±2
Not Deployed Past 12 Months	100	±1	85	15	±2
Non-Hispanic White	100	±1	87	13	±2
Total Minority	100	±1	84	16	±2
Non-Hispanic Black	100	±1	83	17	±3
Hispanic	100	±1	86	14	±3
Experienced USC	100	±0	82	18	±7
Not Experienced USC	100	±1	86	14	±1
Experienced SH	100	±1	81	19	±4
Not Experienced SH	100	±1	86	14	±1
FEMALES	100	±1	76	24	±1
Army	100	±1	77	23	±2
Navy	100	±1	79	21	±2
Marine Corps	100	±1	87	13	±2
Air Force	100	±0	70	30	±2
Enlisted	100	±1	76	24	±2
E1 – E4	100	±1	75	25	±2
E5 – E9	100	±1	77	23	±2
Officers	100	±0	75	25	±2
O1 – O3	100	±0	73	27	±3
O4 – O6	100	±0	77	23	±3
Experienced USC	100	±0	83	17	±5
Not Experienced USC	100	±1	75	25	±1
Experienced SH	100	±1	81	19	±2
Not Experienced SH	100	±1	74	26	±2
Deployed Past 12 Months	100	±0	78	22	±2
Not Deployed Past 12 Months	100	±1	75	25	±2

Note. Percent responding are active duty members who answered the question.

10. What is the gender of your immediate supervisor?

	Percent Responding		Percentages		Max ME
			1	2	
Army Enlisted	100	±1	77	23	±3
E1 – E4	100	±1	75	25	±4
Army Officers	100	±0	75	25	±4
Navy Enlisted	100	±1	80	20	±3
E1 – E4	100	±1	79	21	±3
Navy Officers	100	±0	76	24	±3
Marine Corps Enlisted	100	±1	87	13	±2
E1 – E4	100	±0	86	14	±2
Marine Corps Officers	100	±0	90	10	±3
Air Force Enlisted	100	±0	70	30	±3
E1 – E4	100	±0	67	33	±3
Air Force Officers	100	±0	71	29	±4
MALES	100	±1	87	13	±1
Army	100	±1	87	13	±2
Navy	100	±1	86	14	±3
Marine Corps	100	±1	93	7	±1
Air Force	100	±1	86	14	±2
Enlisted	100	±1	87	13	±2
E1 – E4	100	±1	87	13	±2
E5 – E9	100	±1	88	12	±2
Officers	100	±1	87	13	±2
O1 – O3	100	±1	86	14	±3
O4 – O6	100	±1	88	12	±3
Experienced USC	100	±0	81	19	±13
Not Experienced USC	100	±1	87	13	±1
Experienced SH	100	±0	81	19	±8
Not Experienced SH	100	±1	88	12	±2
Deployed Past 12 Months	100	±1	89	11	±2
Not Deployed Past 12 Months	100	±1	87	13	±2
Army Enlisted	100	±0	87	13	±3
E1 – E4	100	±0	86	14	±4
Army Officers	100	±1	88	12	±4
Navy Enlisted	100	±1	86	14	±3
E1 – E4	100	±0	84	16	±6
Navy Officers	100	±1	83	17	±4
Marine Corps Enlisted	100	±1	92	8	±1
E1 – E4	100	±1	92	8	±2
Marine Corps Officers	100	±0	96	4	±2
Air Force Enlisted	100	±1	86	14	±3
E1 – E4	100	±1	85	15	±4
Air Force Officers	100	±0	86	14	±5

Note. Percent responding are active duty members who answered the question.

11. How much do you agree or disagree with the following statements about your supervisor?

a. You trust your supervisor.

1. Strongly disagree
4. Agree

2. Disagree
5. Strongly agree

3. Neither agree nor disagree

	Percent Responding		Percentages					Max ME	Average Agreement		
			1	2	3	4	5				
TOTAL	100	±1	2	4	10	31	54	±2	4.3	±0.1	
Army	100	±1	3	5	11	32	50	±3	4.2	±0.1	
Navy	100	±1	2	4	11	32	51	±3	4.3	±0.1	
Marine Corps	100	±1	2	3	9	32	55	±2	4.3	±0.1	
Air Force	100	±1	1	2	8	28	61	±3	4.5	±0.1	
Enlisted	100	±1	3	4	10	31	51	±2	4.3	±0.1	
E1 – E4	100	±1	3	5	11	32	49	±3	4.2	±0.1	
E1 – E3	100	±1	3	3	11	31	52	±4	4.3	±0.1	
E4	100	±1	3	6	12	34	46	±4	4.1	±0.1	
E5 – E9	99	±1	2	4	10	31	54	±2	4.3	±0.1	
E5 – E6	99	±1	3	4	10	32	51	±2	4.2	±0.1	
E7 – E9	99	±1	1	3	7	25	64	±3	4.5	±0.1	
Officers	100	±1	1	2	6	28	64	±3	4.5	±0.1	
O1 – O3	100	±1	1	1	6	27	64	±3	4.5	±0.1	
O4 – O6	100	±1	2	1	5	26	66	±4	4.5	±0.1	
Deployed Past 12 Months	100	±1	3	3	10	32	51	±3	4.3	±0.1	
Not Deployed Past 12 Months	100	±1	2	4	9	30	55	±2	4.3	±0.1	
Non-Hispanic White	100	±1	2	4	8	29	57	±2	4.4	±0.1	
Total Minority	100	±1	3	4	12	34	48	±2	4.2	±0.1	
Non-Hispanic Black	100	±1	3	6	13	36	42	±4	4.1	±0.1	
Hispanic	100	±1	3	3	12	32	51	±4	4.3	±0.1	
Experienced USC	100	±1	9	14	15	31	31	±8	3.6	±0.3	
Not Experienced USC	100	±1	2	3	10	31	54	±2	4.3	±0.1	
Experienced SH	100	±1	8	10	19	35	29	±5	3.7	±0.2	
Not Experienced SH	100	±1	2	3	9	31	55	±2	4.3	±0.1	
FEMALES	99	±1	4	6	13	33	44	±2	4.1	±0.1	
Army	100	±1	6	7	15	34	39	±3	3.9	±0.1	
Navy	100	±1	4	8	13	34	42	±3	4.0	±0.1	
Marine Corps	100	±1	3	6	13	37	42	±2	4.1	±0.1	
Air Force	99	±1	3	5	11	30	52	±2	4.2	±0.1	
Enlisted	99	±1	4	7	14	33	42	±2	4.0	±0.1	
E1 – E4	100	±1	5	7	13	33	42	±2	4.0	±0.1	
E5 – E9	99	±1	4	7	14	32	42	±2	4.0	±0.1	
Officers	99	±1	2	4	9	32	52	±3	4.3	±0.1	
O1 – O3	99	±1	2	4	9	33	51	±3	4.3	±0.1	
O4 – O6	99	±1	2	4	9	29	56	±4	4.3	±0.1	
Experienced USC	100	±1	8	16	16	29	30	±5	3.6	±0.2	
Not Experienced USC	99	±1	4	6	13	33	45	±2	4.1	±0.1	
Experienced SH	100	±1	8	11	17	34	30	±3	3.7	±0.1	
Not Experienced SH	99	±1	3	5	12	32	48	±2	4.2	±0.1	
Deployed Past 12 Months	100	±1	5	7	15	33	40	±3	4.0	±0.1	
Not Deployed Past 12 Months	99	±1	4	6	13	32	45	±2	4.1	±0.1	

Note. Percent responding are active duty members who answered the question.

11. How much do you agree or disagree with the following statements about your supervisor?

a. You trust your supervisor.

	Percent Responding		Percentages					Max ME	Average Agreement		
			1	2	3	4	5				
Army Enlisted	100	±1	6	8	15	33	37	±3	3.9	±0.1	
E1 – E4	100	±1	6	8	15	34	38	±4	3.9	±0.1	
Army Officers	99	±1	3	4	13	34	47	±4	4.2	±0.1	
Navy Enlisted	100	±1	4	8	14	34	40	±3	4.0	±0.1	
E1 – E4	100	±1	5	7	14	34	40	±4	4.0	±0.1	
Navy Officers	100	±1	2	5	8	32	53	±4	4.3	±0.1	
Marine Corps Enlisted	100	±1	3	6	13	37	40	±2	4.1	±0.1	
E1 – E4	100	±1	3	6	13	38	40	±3	4.1	±0.1	
Marine Corps Officers	100	±1	2	5	8	31	55	±4	4.3	±0.1	
Air Force Enlisted	99	±1	3	5	12	29	50	±3	4.2	±0.1	
E1 – E4	99	±1	3	5	12	30	51	±4	4.2	±0.1	
Air Force Officers	99	±1	2	3	6	31	58	±4	4.4	±0.1	
MALES	100	±1	2	3	9	31	55	±2	4.3	±0.1	
Army	100	±1	3	4	10	31	52	±3	4.3	±0.1	
Navy	100	±1	2	3	10	32	53	±4	4.3	±0.1	
Marine Corps	100	±1	2	2	9	32	56	±2	4.4	±0.1	
Air Force	100	±1	1	2	7	27	63	±3	4.5	±0.1	
Enlisted	100	±1	2	4	10	31	53	±2	4.3	±0.1	
E1 – E4	100	±1	2	4	11	32	51	±3	4.2	±0.1	
E5 – E9	99	±1	2	3	9	30	56	±2	4.4	±0.1	
Officers	100	±1	1	1	5	27	66	±3	4.6	±0.1	
O1 – O3	100	±1	1	1	5	26	67	±4	4.6	±0.1	
O4 – O6	100	±1	1	1	4	26	68	±4	4.6	±0.1	
Experienced USC	100	±1	11	12	14	32	31	±16	3.6	±0.5	
Not Experienced USC	100	±1	2	3	9	30	56	±2	4.3	±0.1	
Experienced SH	100	±1	7	9	21	36	27	±8	3.7	±0.2	
Not Experienced SH	100	±1	2	3	9	30	56	±2	4.4	±0.1	
Deployed Past 12 Months	100	±1	3	3	10	32	53	±3	4.3	±0.1	
Not Deployed Past 12 Months	100	±1	2	3	9	30	57	±2	4.4	±0.1	
Army Enlisted	100	±1	3	5	11	32	50	±4	4.2	±0.1	
E1 – E4	100	±0	3	6	12	32	46	±5	4.1	±0.2	
Army Officers	100	±1	1	2	6	30	62	±6	4.5	±0.1	
Navy Enlisted	100	±1	2	3	11	33	50	±4	4.3	±0.1	
E1 – E4	100	±0	3	4	12	35	46	±7	4.2	±0.2	
Navy Officers	100	±1	2	1	4	24	68	±5	4.6	±0.1	
Marine Corps Enlisted	100	±1	2	3	9	32	54	±2	4.3	±0.1	
E1 – E4	100	±1	2	3	9	33	53	±3	4.3	±0.1	
Marine Corps Officers	100	±1	1	1	4	27	66	±3	4.6	±0.1	
Air Force Enlisted	100	±1	1	2	7	28	61	±3	4.5	±0.1	
E1 – E4	100	±1	1	2	8	27	62	±5	4.5	±0.1	
Air Force Officers	100	±1	1	1	4	23	72	±6	4.7	±0.1	

Note. Percent responding are active duty members who answered the question.

**11. How much do you agree or disagree with the following statements about your supervisor?
b. Your supervisor ensures that all assigned personnel are treated fairly.**

1. Strongly disagree 2. Disagree 3. Neither agree nor disagree
4. Agree 5. Strongly agree

	Percent Responding		Percentages					Max ME	Average Agreement		
			1	2	3	4	5				
TOTAL	99	±1	2	4	10	30	53	±2	4.3	±0.1	
Army	99	±1	3	5	11	32	50	±3	4.2	±0.1	
Navy	99	±1	2	4	11	32	50	±3	4.2	±0.1	
Marine Corps	99	±1	2	3	10	31	54	±2	4.3	±0.1	
Air Force	100	±1	1	3	8	27	61	±3	4.4	±0.1	
Enlisted	99	±1	3	4	11	31	51	±2	4.2	±0.1	
E1 – E4	100	±1	3	5	12	32	48	±3	4.2	±0.1	
E1 – E3	100	±1	3	3	12	30	52	±4	4.2	±0.1	
E4	99	±1	3	6	13	33	44	±4	4.1	±0.1	
E5 – E9	99	±1	2	4	9	30	54	±2	4.3	±0.1	
E5 – E6	99	±1	2	5	10	32	51	±2	4.2	±0.1	
E7 – E9	99	±1	1	3	6	26	64	±3	4.5	±0.1	
Officers	99	±1	1	2	6	28	63	±3	4.5	±0.1	
O1 – O3	99	±1	1	2	6	28	63	±4	4.5	±0.1	
O4 – O6	100	±1	1	2	6	25	66	±4	4.5	±0.1	
Deployed Past 12 Months	99	±1	3	5	11	31	50	±3	4.2	±0.1	
Not Deployed Past 12 Months	99	±1	2	4	10	30	54	±2	4.3	±0.1	
Non-Hispanic White	100	±1	2	4	9	28	57	±2	4.3	±0.1	
Total Minority	99	±1	3	4	12	34	48	±2	4.2	±0.1	
Non-Hispanic Black	99	±1	2	5	13	36	44	±4	4.1	±0.1	
Hispanic	99	±1	2	4	12	31	50	±4	4.2	±0.1	
Experienced USC	99	±2	11	11	23	28	28	±9	3.5	±0.2	
Not Experienced USC	99	±1	2	4	10	30	54	±2	4.3	±0.1	
Experienced SH	100	±1	8	12	22	32	26	±5	3.6	±0.1	
Not Experienced SH	99	±1	2	3	9	30	55	±2	4.3	±0.1	
FEMALES	99	±1	4	7	13	32	43	±2	4.0	±0.1	
Army	99	±1	6	8	13	34	39	±3	3.9	±0.1	
Navy	99	±1	4	8	15	32	41	±3	4.0	±0.1	
Marine Corps	99	±1	3	6	14	35	42	±2	4.1	±0.1	
Air Force	99	±1	3	5	12	29	52	±2	4.2	±0.1	
Enlisted	99	±1	5	8	14	32	42	±2	4.0	±0.1	
E1 – E4	99	±1	5	8	14	31	41	±2	4.0	±0.1	
E5 – E9	99	±1	4	8	13	32	43	±2	4.0	±0.1	
Officers	99	±1	2	4	10	33	50	±3	4.2	±0.1	
O1 – O3	100	±1	2	4	9	35	49	±3	4.2	±0.1	
O4 – O6	99	±1	2	4	11	29	54	±4	4.3	±0.1	
Experienced USC	99	±1	9	15	19	26	31	±5	3.5	±0.2	
Not Experienced USC	99	±1	4	7	13	32	44	±2	4.1	±0.1	
Experienced SH	100	±1	10	13	17	31	29	±3	3.6	±0.1	
Not Experienced SH	99	±1	3	6	12	32	48	±2	4.2	±0.1	
Deployed Past 12 Months	100	±1	6	8	14	33	40	±3	3.9	±0.1	
Not Deployed Past 12 Months	99	±1	4	7	13	32	45	±2	4.1	±0.1	

Note. Percent responding are active duty members who answered the question.

11. How much do you agree or disagree with the following statements about your supervisor?

b. Your supervisor ensures that all assigned personnel are treated fairly.

	Percent Responding		Percentages					Max ME	Average Agreement		
			1	2	3	4	5				
Army Enlisted	99	±1	7	9	13	34	37	±3	3.9	±0.1	
E1 – E4	99	±1	7	9	13	34	38	±4	3.9	±0.1	
Army Officers	100	±1	3	4	13	34	46	±4	4.2	±0.1	
Navy Enlisted	99	±1	5	9	16	32	39	±3	3.9	±0.1	
E1 – E4	99	±1	6	8	17	30	39	±4	3.9	±0.1	
Navy Officers	99	±1	2	5	8	35	50	±4	4.2	±0.1	
Marine Corps Enlisted	99	±1	3	7	14	35	40	±2	4.0	±0.1	
E1 – E4	99	±1	3	7	15	36	40	±3	4.0	±0.1	
Marine Corps Officers	99	±1	2	5	10	31	53	±4	4.3	±0.1	
Air Force Enlisted	99	±1	3	6	13	28	51	±3	4.2	±0.1	
E1 – E4	99	±1	3	6	13	28	51	±4	4.2	±0.1	
Air Force Officers	99	±1	1	3	8	33	55	±4	4.4	±0.1	
MALES	99	±1	2	3	10	30	55	±2	4.3	±0.1	
Army	99	±1	3	5	10	31	51	±3	4.2	±0.1	
Navy	99	±1	2	3	11	32	52	±4	4.3	±0.1	
Marine Corps	99	±1	2	3	9	31	55	±2	4.3	±0.1	
Air Force	100	±1	1	2	8	26	63	±3	4.5	±0.1	
Enlisted	99	±1	2	4	10	31	53	±2	4.3	±0.1	
E1 – E4	100	±1	3	4	12	32	49	±3	4.2	±0.1	
E5 – E9	99	±1	2	4	9	30	56	±2	4.4	±0.1	
Officers	99	±1	1	1	6	27	66	±3	4.5	±0.1	
O1 – O3	99	±1	0	1	6	27	66	±4	4.6	±0.1	
O4 – O6	100	±1	1	1	5	24	68	±4	4.6	±0.1	
Experienced USC	98	±4	12	6	26	30	26	±16	3.5	±0.4	
Not Experienced USC	99	±1	2	3	9	30	55	±2	4.3	±0.1	
Experienced SH	100	±1	6	12	26	33	24	±9	3.6	±0.2	
Not Experienced SH	99	±1	2	3	9	30	56	±2	4.4	±0.1	
Deployed Past 12 Months	99	±1	3	4	11	31	52	±3	4.2	±0.1	
Not Deployed Past 12 Months	99	±1	2	3	9	30	56	±2	4.4	±0.1	
Army Enlisted	99	±1	3	5	11	31	49	±4	4.2	±0.1	
E1 – E4	100	±1	4	5	14	32	45	±5	4.1	±0.2	
Army Officers	99	±2	0	2	7	30	60	±5	4.5	±0.1	
Navy Enlisted	99	±1	2	4	12	33	49	±4	4.2	±0.1	
E1 – E4	99	±1	3	4	13	36	45	±7	4.2	±0.2	
Navy Officers	99	±2	1	1	5	25	68	±5	4.6	±0.1	
Marine Corps Enlisted	99	±1	2	3	10	31	54	±2	4.3	±0.1	
E1 – E4	99	±1	2	4	11	32	51	±3	4.3	±0.1	
Marine Corps Officers	100	±1	1	2	5	27	66	±3	4.6	±0.1	
Air Force Enlisted	100	±1	1	2	8	27	61	±3	4.5	±0.1	
E1 – E4	100	±1	1	3	8	28	61	±5	4.4	±0.1	
Air Force Officers	100	±1	1	0	5	22	72	±6	4.6	±0.1	

Note. Percent responding are active duty members who answered the question.

11. How much do you agree or disagree with the following statements about your supervisor?

c. There is very little conflict between your supervisor and the people who report to him/her.

1. Strongly disagree
4. Agree

2. Disagree
5. Strongly agree

3. Neither agree nor disagree

	Percent Responding		Percentages					Max ME	Average Agreement		
			1	2	3	4	5				
TOTAL	100	±1	3	6	12	31	49	±2	4.2	±0.1	
Army	100	±1	3	7	13	31	45	±3	4.1	±0.1	
Navy	100	±1	3	7	13	33	44	±3	4.1	±0.1	
Marine Corps	99	±1	2	5	12	32	49	±2	4.2	±0.1	
Air Force	100	±1	1	3	9	28	58	±3	4.4	±0.1	
Enlisted	100	±1	3	6	13	31	47	±2	4.1	±0.1	
E1 – E4	100	±1	3	7	14	31	45	±3	4.1	±0.1	
E1 – E3	100	±1	3	7	13	30	48	±4	4.1	±0.1	
E4	100	±1	4	8	15	32	42	±4	4.0	±0.1	
E5 – E9	99	±1	2	5	12	31	49	±2	4.2	±0.1	
E5 – E6	99	±1	3	6	13	32	46	±2	4.1	±0.1	
E7 – E9	100	±1	2	4	8	28	59	±4	4.4	±0.1	
Officers	100	±1	2	3	9	31	56	±3	4.4	±0.1	
O1 – O3	100	±1	1	3	9	31	55	±4	4.4	±0.1	
O4 – O6	100	±1	2	2	8	30	57	±4	4.4	±0.1	
Deployed Past 12 Months	100	±1	3	7	13	32	46	±3	4.1	±0.1	
Not Deployed Past 12 Months	100	±1	2	5	12	31	50	±2	4.2	±0.1	
Non-Hispanic White	100	±1	2	5	11	30	51	±2	4.2	±0.1	
Total Minority	100	±1	3	6	14	32	44	±2	4.1	±0.1	
Non-Hispanic Black	99	±1	3	6	16	34	40	±4	4.0	±0.1	
Hispanic	100	±1	3	7	12	31	48	±4	4.1	±0.1	
Experienced USC	100	±1	8	17	19	27	30	±9	3.6	±0.3	
Not Experienced USC	100	±1	3	6	12	31	49	±2	4.2	±0.1	
Experienced SH	99	±2	7	16	21	32	24	±5	3.5	±0.2	
Not Experienced SH	100	±1	2	5	11	31	50	±2	4.2	±0.1	
FEMALES	99	±1	4	8	15	32	40	±2	4.0	±0.1	
Army	100	±1	6	9	16	33	36	±3	3.8	±0.1	
Navy	100	±1	4	9	17	34	36	±3	3.9	±0.1	
Marine Corps	100	±1	3	7	15	36	40	±2	4.0	±0.1	
Air Force	99	±1	3	7	12	29	49	±2	4.2	±0.1	
Enlisted	99	±1	4	9	16	32	39	±2	3.9	±0.1	
E1 – E4	100	±1	5	8	16	32	39	±2	3.9	±0.1	
E5 – E9	99	±1	4	9	15	32	40	±2	3.9	±0.1	
Officers	100	±1	3	7	12	34	45	±3	4.1	±0.1	
O1 – O3	100	±1	3	6	12	35	43	±3	4.1	±0.1	
O4 – O6	99	±1	2	8	10	33	48	±4	4.2	±0.1	
Experienced USC	100	±1	10	16	17	28	28	±5	3.5	±0.2	
Not Experienced USC	99	±1	4	8	15	32	41	±2	4.0	±0.1	
Experienced SH	100	±1	8	14	20	31	27	±3	3.6	±0.1	
Not Experienced SH	99	±1	3	7	14	33	44	±2	4.1	±0.1	
Deployed Past 12 Months	100	±1	6	9	15	34	36	±3	3.8	±0.1	
Not Deployed Past 12 Months	99	±1	4	8	15	32	42	±2	4.0	±0.1	

Note. Percent responding are active duty members who answered the question.

11. How much do you agree or disagree with the following statements about your supervisor?

c. There is very little conflict between your supervisor and the people who report to him/her.

	Percent Responding		Percentages					Max ME	Average Agreement		
			1	2	3	4	5				
Army Enlisted	100	±1	7	9	17	32	35	±3	3.8	±0.1	
E1 – E4	100	±1	6	10	17	32	35	±4	3.8	±0.1	
Army Officers	100	±1	3	7	12	36	41	±4	4.0	±0.1	
Navy Enlisted	100	±1	4	10	18	33	35	±3	3.8	±0.1	
E1 – E4	99	±1	5	9	19	32	35	±4	3.8	±0.1	
Navy Officers	100	±0	3	7	12	36	43	±4	4.1	±0.1	
Marine Corps Enlisted	100	±1	3	7	15	36	39	±2	4.0	±0.1	
E1 – E4	100	±1	2	7	15	37	38	±3	4.0	±0.1	
Marine Corps Officers	100	±1	3	6	13	29	49	±4	4.2	±0.1	
Air Force Enlisted	99	±1	3	7	13	29	49	±3	4.1	±0.1	
E1 – E4	99	±1	2	6	13	28	50	±4	4.2	±0.1	
Air Force Officers	99	±1	2	6	10	31	51	±4	4.2	±0.1	
MALES	100	±1	2	5	11	31	50	±2	4.2	±0.1	
Army	100	±1	3	7	13	31	47	±3	4.1	±0.1	
Navy	100	±1	2	7	12	33	46	±4	4.1	±0.1	
Marine Corps	99	±1	2	4	12	32	50	±2	4.2	±0.1	
Air Force	100	±1	1	2	9	27	61	±3	4.4	±0.1	
Enlisted	100	±1	3	6	12	31	48	±2	4.2	±0.1	
E1 – E4	100	±1	3	7	13	31	46	±3	4.1	±0.1	
E5 – E9	99	±1	2	5	11	31	51	±2	4.2	±0.1	
Officers	100	±1	1	3	8	30	58	±3	4.4	±0.1	
O1 – O3	100	±1	1	2	9	30	58	±4	4.4	±0.1	
O4 – O6	100	±1	2	1	8	30	59	±5	4.4	±0.1	
Experienced USC	100	±1	5	17	20	26	32	±15	3.6	±0.4	
Not Experienced USC	100	±1	2	5	11	31	50	±2	4.2	±0.1	
Experienced SH	99	±3	6	18	22	33	21	±8	3.4	±0.2	
Not Experienced SH	100	±1	2	5	11	31	51	±2	4.2	±0.1	
Deployed Past 12 Months	100	±1	3	6	12	31	47	±3	4.1	±0.1	
Not Deployed Past 12 Months	100	±1	2	5	11	31	51	±2	4.2	±0.1	
Army Enlisted	99	±1	4	7	13	31	45	±4	4.1	±0.1	
E1 – E4	100	±1	4	9	16	30	42	±5	4.0	±0.2	
Army Officers	100	±0	1	3	9	33	53	±6	4.3	±0.1	
Navy Enlisted	100	±1	2	8	13	34	43	±4	4.1	±0.1	
E1 – E4	100	±1	3	9	13	35	40	±7	4.0	±0.2	
Navy Officers	100	±1	2	3	8	30	56	±5	4.4	±0.1	
Marine Corps Enlisted	99	±1	2	5	12	32	49	±2	4.2	±0.1	
E1 – E4	99	±1	2	4	13	33	47	±3	4.2	±0.1	
Marine Corps Officers	100	±1	1	3	7	31	58	±3	4.4	±0.1	
Air Force Enlisted	100	±1	1	3	9	28	59	±3	4.4	±0.1	
E1 – E4	99	±1	1	3	8	27	61	±5	4.4	±0.1	
Air Force Officers	100	±0	1	1	8	24	65	±6	4.5	±0.1	

Note. Percent responding are active duty members who answered the question.

11. How much do you agree or disagree with the following statements about your supervisor?

d. Your supervisor evaluates your work performance fairly.

1. Strongly disagree 2. Disagree 3. Neither agree nor disagree
 4. Agree 5. Strongly agree

	Percent Responding		Percentages					Max ME	Average Agreement		
			1	2	3	4	5				
TOTAL	99	±1	2	4	11	31	52	±2	4.3	±0.1	
Army	99	±1	3	4	13	31	49	±3	4.2	±0.1	
Navy	99	±1	2	4	13	33	48	±3	4.2	±0.1	
Marine Corps	99	±1	2	4	12	31	52	±2	4.3	±0.1	
Air Force	100	±1	1	2	8	28	60	±3	4.4	±0.1	
Enlisted	99	±1	2	4	12	32	50	±2	4.2	±0.1	
E1 – E4	99	±1	2	4	13	32	49	±3	4.2	±0.1	
E1 – E3	99	±1	2	4	11	31	52	±4	4.3	±0.1	
E4	99	±1	3	5	14	33	45	±4	4.1	±0.1	
E5 – E9	100	±1	2	4	11	31	52	±2	4.3	±0.1	
E5 – E6	100	±1	2	4	12	32	49	±2	4.2	±0.1	
E7 – E9	99	±1	1	2	8	28	61	±4	4.5	±0.1	
Officers	100	±1	1	2	10	28	59	±3	4.4	±0.1	
O1 – O3	100	±1	1	1	10	28	59	±4	4.4	±0.1	
O4 – O6	100	±1	1	2	8	27	62	±4	4.5	±0.1	
Deployed Past 12 Months	99	±1	3	4	13	32	49	±3	4.2	±0.1	
Not Deployed Past 12 Months	100	±1	2	4	11	31	53	±2	4.3	±0.1	
Non-Hispanic White	99	±1	2	3	10	29	55	±2	4.3	±0.1	
Total Minority	99	±1	2	4	14	34	47	±2	4.2	±0.1	
Non-Hispanic Black	99	±1	2	5	15	36	42	±4	4.1	±0.1	
Hispanic	100	±1	3	3	13	31	51	±4	4.2	±0.1	
Experienced USC	97	±3	8	11	20	32	29	±9	3.6	±0.2	
Not Experienced USC	99	±1	2	3	11	31	52	±2	4.3	±0.1	
Experienced SH	99	±1	7	9	21	37	26	±5	3.7	±0.1	
Not Experienced SH	99	±1	2	3	11	31	54	±2	4.3	±0.1	
FEMALES	100	±1	3	5	15	34	43	±2	4.1	±0.1	
Army	100	±1	5	6	16	36	38	±3	4.0	±0.1	
Navy	100	±1	3	6	16	35	40	±3	4.0	±0.1	
Marine Corps	100	±1	3	5	16	36	40	±2	4.1	±0.1	
Air Force	100	±1	2	4	12	31	51	±2	4.2	±0.1	
Enlisted	100	±1	4	6	15	34	42	±2	4.0	±0.1	
E1 – E4	100	±1	4	5	16	34	41	±2	4.0	±0.1	
E5 – E9	100	±1	4	6	15	33	42	±2	4.0	±0.1	
Officers	100	±1	2	4	12	34	48	±2	4.2	±0.1	
O1 – O3	100	±1	1	3	12	36	46	±3	4.2	±0.1	
O4 – O6	100	±1	2	5	12	30	52	±4	4.2	±0.1	
Experienced USC	99	±1	8	12	20	30	29	±5	3.6	±0.2	
Not Experienced USC	100	±1	3	5	14	34	44	±2	4.1	±0.1	
Experienced SH	99	±1	7	10	20	34	29	±3	3.7	±0.1	
Not Experienced SH	100	±1	2	4	13	34	47	±2	4.2	±0.1	
Deployed Past 12 Months	100	±1	4	6	17	34	39	±3	4.0	±0.1	
Not Deployed Past 12 Months	100	±1	3	5	14	34	44	±2	4.1	±0.1	

Note. Percent responding are active duty members who answered the question.

11. How much do you agree or disagree with the following statements about your supervisor?

d. Your supervisor evaluates your work performance fairly.

	Percent Responding		Percentages					Max ME	Average Agreement		
			1	2	3	4	5				
Army Enlisted	100	±1	6	6	16	36	37	±3	3.9	±0.1	
E1 – E4	99	±1	5	6	16	36	37	±4	3.9	±0.1	
Army Officers	100	±1	2	3	15	36	44	±4	4.1	±0.1	
Navy Enlisted	100	±1	3	7	17	35	38	±3	4.0	±0.1	
E1 – E4	100	±1	4	6	18	34	38	±4	4.0	±0.1	
Navy Officers	100	±1	2	4	11	36	48	±4	4.3	±0.1	
Marine Corps Enlisted	100	±1	3	5	16	37	39	±2	4.1	±0.1	
E1 – E4	100	±1	2	5	15	38	39	±3	4.1	±0.1	
Marine Corps Officers	100	±1	2	3	16	30	49	±4	4.2	±0.1	
Air Force Enlisted	100	±1	3	4	12	30	51	±3	4.2	±0.1	
E1 – E4	100	±1	1	4	12	31	51	±4	4.3	±0.1	
Air Force Officers	100	±1	1	3	10	32	54	±4	4.3	±0.1	
MALES	99	±1	2	3	11	31	53	±2	4.3	±0.1	
Army	99	±1	3	4	12	31	51	±3	4.2	±0.1	
Navy	99	±1	2	3	12	33	50	±4	4.3	±0.1	
Marine Corps	99	±1	2	3	11	31	53	±2	4.3	±0.1	
Air Force	100	±1	1	2	7	28	62	±3	4.5	±0.1	
Enlisted	99	±1	2	4	11	31	52	±2	4.3	±0.1	
E1 – E4	99	±1	2	4	12	32	50	±3	4.2	±0.1	
E5 – E9	100	±1	2	3	10	31	54	±2	4.3	±0.1	
Officers	100	±1	1	1	9	27	62	±3	4.5	±0.1	
O1 – O3	99	±1	0	1	10	27	62	±4	4.5	±0.1	
O4 – O6	100	±1	1	1	8	26	63	±5	4.5	±0.1	
Experienced USC	96	±6	7	NR	20	33	29	±16	3.7	±0.4	
Not Experienced USC	99	±1	2	3	11	31	54	±2	4.3	±0.1	
Experienced SH	99	±2	6	7	22	40	24	±9	3.7	±0.2	
Not Experienced SH	99	±1	2	3	10	30	55	±2	4.3	±0.1	
Deployed Past 12 Months	99	±1	3	3	12	31	51	±3	4.2	±0.1	
Not Deployed Past 12 Months	100	±1	1	3	10	30	55	±2	4.3	±0.1	
Army Enlisted	99	±1	3	5	12	31	49	±4	4.2	±0.1	
E1 – E4	99	±1	3	5	14	30	47	±5	4.1	±0.2	
Army Officers	100	±1	0	1	11	29	58	±6	4.4	±0.1	
Navy Enlisted	99	±1	2	3	13	34	47	±4	4.2	±0.1	
E1 – E4	99	±2	2	3	14	37	44	±7	4.2	±0.2	
Navy Officers	100	±1	2	1	8	27	63	±5	4.5	±0.1	
Marine Corps Enlisted	99	±1	2	4	11	32	52	±2	4.3	±0.1	
E1 – E4	99	±1	2	4	12	33	50	±3	4.2	±0.1	
Marine Corps Officers	99	±1	1	1	10	27	61	±3	4.5	±0.1	
Air Force Enlisted	100	±1	1	2	7	29	62	±3	4.5	±0.1	
E1 – E4	100	±1	0	2	7	29	62	±5	4.5	±0.1	
Air Force Officers	99	±1	1	1	8	25	66	±6	4.5	±0.1	

Note. Percent responding are active duty members who answered the question.

NR: Not reportable

11. How much do you agree or disagree with the following statements about your supervisor?

e. Your supervisor assigns work fairly in your work group.

1. Strongly disagree
4. Agree2. Disagree
5. Strongly agree

3. Neither agree nor disagree

	Percent Responding		Percentages					Max ME	Average Agreement		
			1	2	3	4	5				
TOTAL	99	±1	2	4	12	32	50	±2	4.2	±0.1	
Army	99	±1	3	6	13	32	47	±3	4.1	±0.1	
Navy	100	±1	2	4	13	34	47	±3	4.2	±0.1	
Marine Corps	100	±1	2	4	12	32	51	±2	4.3	±0.1	
Air Force	99	±1	1	2	10	29	58	±3	4.4	±0.1	
Enlisted	99	±1	2	4	13	32	48	±2	4.2	±0.1	
E1 – E4	99	±1	3	5	14	32	47	±3	4.1	±0.1	
E1 – E3	100	±1	3	4	13	32	49	±4	4.2	±0.1	
E4	99	±1	3	6	15	32	44	±4	4.1	±0.1	
E5 – E9	99	±1	2	4	11	32	50	±2	4.3	±0.1	
E5 – E6	99	±1	2	4	13	33	48	±2	4.2	±0.1	
E7 – E9	99	±1	1	3	7	30	59	±4	4.4	±0.1	
Officers	100	±1	1	2	9	30	58	±3	4.4	±0.1	
O1 – O3	99	±1	1	2	10	30	57	±4	4.4	±0.1	
O4 – O6	100	±1	2	2	7	29	61	±4	4.5	±0.1	
Deployed Past 12 Months	99	±1	3	5	12	32	47	±3	4.2	±0.1	
Not Deployed Past 12 Months	99	±1	2	4	12	31	51	±2	4.3	±0.1	
Non-Hispanic White	99	±1	2	4	11	30	53	±2	4.3	±0.1	
Total Minority	99	±1	3	4	14	34	46	±2	4.2	±0.1	
Non-Hispanic Black	99	±1	2	5	15	37	41	±4	4.1	±0.1	
Hispanic	99	±1	3	4	13	31	50	±4	4.2	±0.1	
Experienced USC	99	±2	10	13	21	30	25	±9	3.5	±0.2	
Not Experienced USC	99	±1	2	4	12	32	51	±2	4.2	±0.1	
Experienced SH	99	±1	9	9	23	36	24	±5	3.6	±0.1	
Not Experienced SH	99	±1	2	4	11	31	52	±2	4.3	±0.1	
FEMALES	99	±1	4	7	15	33	42	±2	4.0	±0.1	
Army	99	±1	5	8	16	34	37	±3	3.9	±0.1	
Navy	99	±1	3	7	15	36	38	±3	4.0	±0.1	
Marine Corps	100	±1	2	6	15	36	40	±2	4.1	±0.1	
Air Force	99	±1	3	5	13	30	50	±2	4.2	±0.1	
Enlisted	99	±1	4	7	15	33	41	±2	4.0	±0.1	
E1 – E4	99	±1	4	6	16	34	40	±2	4.0	±0.1	
E5 – E9	99	±1	3	8	15	33	41	±2	4.0	±0.1	
Officers	100	±1	2	5	13	34	46	±3	4.2	±0.1	
O1 – O3	99	±1	1	5	13	35	45	±3	4.2	±0.1	
O4 – O6	100	±1	2	5	12	31	50	±4	4.2	±0.1	
Experienced USC	100	±1	11	12	21	26	30	±5	3.5	±0.2	
Not Experienced USC	99	±1	3	6	14	34	42	±2	4.1	±0.1	
Experienced SH	100	±1	9	11	19	33	28	±3	3.6	±0.1	
Not Experienced SH	99	±1	2	5	13	34	46	±2	4.2	±0.1	
Deployed Past 12 Months	100	±1	5	7	16	34	37	±3	3.9	±0.1	
Not Deployed Past 12 Months	99	±1	3	6	14	33	43	±2	4.1	±0.1	

Note. Percent responding are active duty members who answered the question.

11. How much do you agree or disagree with the following statements about your supervisor?

e. Your supervisor assigns work fairly in your work group.

	Percent Responding		Percentages					Max ME	Average Agreement		
			1	2	3	4	5				
Army Enlisted	99	±1	5	8	16	34	36	±3	3.9	±0.1	
E1 – E4	99	±1	6	8	16	33	37	±4	3.9	±0.1	
Army Officers	100	±1	2	6	16	35	42	±4	4.1	±0.1	
Navy Enlisted	99	±1	4	8	16	36	37	±3	3.9	±0.1	
E1 – E4	99	±1	5	7	17	36	36	±4	3.9	±0.1	
Navy Officers	100	±1	1	6	11	35	46	±4	4.2	±0.1	
Marine Corps Enlisted	100	±1	2	6	15	37	39	±2	4.0	±0.1	
E1 – E4	100	±1	2	6	15	38	39	±3	4.0	±0.1	
Marine Corps Officers	99	±1	2	6	13	30	49	±4	4.2	±0.1	
Air Force Enlisted	99	±1	3	5	14	29	50	±3	4.2	±0.1	
E1 – E4	99	±1	3	3	15	30	49	±4	4.2	±0.1	
Air Force Officers	99	±1	1	4	10	33	52	±4	4.3	±0.1	
MALES	99	±1	2	4	12	31	51	±2	4.3	±0.1	
Army	99	±1	2	5	13	32	48	±3	4.2	±0.1	
Navy	100	±1	2	3	13	33	49	±4	4.2	±0.1	
Marine Corps	100	±1	2	3	12	32	51	±2	4.3	±0.1	
Air Force	100	±1	1	2	9	28	60	±3	4.5	±0.1	
Enlisted	99	±1	2	4	12	32	50	±2	4.2	±0.1	
E1 – E4	99	±1	2	5	14	32	48	±3	4.2	±0.1	
E5 – E9	99	±1	2	4	11	32	52	±2	4.3	±0.1	
Officers	100	±1	1	2	8	29	60	±3	4.5	±0.1	
O1 – O3	99	±1	1	1	9	29	60	±4	4.5	±0.1	
O4 – O6	100	±1	2	2	6	28	63	±5	4.5	±0.1	
Experienced USC	98	±4	10	14	20	34	21	±16	3.4	±0.4	
Not Experienced USC	99	±1	2	4	11	31	52	±2	4.3	±0.1	
Experienced SH	99	±2	8	7	26	39	20	±9	3.5	±0.2	
Not Experienced SH	99	±1	2	4	11	31	53	±2	4.3	±0.1	
Deployed Past 12 Months	99	±1	3	5	12	32	48	±3	4.2	±0.1	
Not Deployed Past 12 Months	99	±1	1	3	11	31	53	±2	4.3	±0.1	
Army Enlisted	99	±1	3	6	13	32	46	±4	4.1	±0.1	
E1 – E4	99	±1	3	6	16	31	44	±5	4.1	±0.2	
Army Officers	100	±1	0	3	8	32	56	±6	4.4	±0.1	
Navy Enlisted	100	±1	2	4	13	35	46	±4	4.2	±0.1	
E1 – E4	99	±1	3	5	14	34	44	±7	4.1	±0.2	
Navy Officers	100	±1	2	1	9	26	62	±5	4.5	±0.1	
Marine Corps Enlisted	100	±1	2	4	12	32	50	±2	4.3	±0.1	
E1 – E4	100	±1	2	4	13	33	48	±3	4.2	±0.1	
Marine Corps Officers	99	±1	1	1	7	30	60	±3	4.5	±0.1	
Air Force Enlisted	100	±1	1	2	9	28	59	±3	4.4	±0.1	
E1 – E4	99	±1	1	3	9	27	60	±5	4.4	±0.1	
Air Force Officers	100	±1	1	1	7	27	64	±6	4.5	±0.1	

Note. Percent responding are active duty members who answered the question.

11. How much do you agree or disagree with the following statements about your supervisor?**f. You are satisfied with the direction/supervision you receive.**1. Strongly disagree
4. Agree2. Disagree
5. Strongly agree

3. Neither agree nor disagree

	Percent Responding		Percentages					Max ME	Average Agreement		
			1	2	3	4	5				
TOTAL	100	±1	4	6	12	31	48	±2	4.1	±0.1	
Army	100	±1	5	7	12	32	45	±3	4.1	±0.1	
Navy	100	±1	4	6	14	31	45	±3	4.1	±0.1	
Marine Corps	100	±1	3	4	12	31	50	±2	4.2	±0.1	
Air Force	100	±1	2	4	9	28	57	±3	4.3	±0.1	
Enlisted	100	±1	4	6	13	31	47	±2	4.1	±0.1	
E1 – E4	100	±1	4	6	14	31	44	±3	4.1	±0.1	
E1 – E3	100	±1	4	5	13	31	47	±4	4.1	±0.1	
E4	100	±1	5	7	15	32	41	±4	4.0	±0.1	
E5 – E9	100	±1	3	6	11	30	50	±2	4.2	±0.1	
E5 – E6	100	±1	4	6	13	31	47	±3	4.1	±0.1	
E7 – E9	100	±1	2	4	7	28	59	±4	4.4	±0.1	
Officers	100	±1	2	4	8	31	56	±3	4.3	±0.1	
O1 – O3	100	±1	2	4	9	31	55	±4	4.3	±0.1	
O4 – O6	100	±1	2	4	6	30	58	±4	4.4	±0.1	
Deployed Past 12 Months	99	±1	4	6	13	31	46	±3	4.1	±0.1	
Not Deployed Past 12 Months	100	±1	3	5	12	30	49	±2	4.2	±0.1	
Non-Hispanic White	100	±1	3	5	11	29	51	±2	4.2	±0.1	
Total Minority	100	±1	4	6	13	33	43	±2	4.1	±0.1	
Non-Hispanic Black	100	±1	4	7	13	36	40	±4	4.0	±0.1	
Hispanic	100	±1	4	6	14	30	46	±4	4.1	±0.1	
Experienced USC	100	±1	15	14	15	32	25	±9	3.4	±0.3	
Not Experienced USC	100	±1	3	5	12	31	49	±2	4.2	±0.1	
Experienced SH	100	±1	12	13	18	34	23	±5	3.4	±0.2	
Not Experienced SH	100	±1	3	5	11	30	50	±2	4.2	±0.1	
FEMALES	100	±1	6	8	15	31	40	±2	3.9	±0.1	
Army	100	±1	8	9	15	33	35	±2	3.8	±0.1	
Navy	100	±1	6	9	17	31	37	±3	3.9	±0.1	
Marine Corps	100	±1	4	7	16	34	39	±2	4.0	±0.1	
Air Force	100	±1	4	7	12	29	48	±2	4.1	±0.1	
Enlisted	100	±1	6	9	15	31	39	±2	3.9	±0.1	
E1 – E4	99	±1	6	8	17	31	38	±2	3.9	±0.1	
E5 – E9	100	±1	6	9	14	31	40	±2	3.9	±0.1	
Officers	100	±1	4	7	12	34	44	±2	4.1	±0.1	
O1 – O3	100	±1	4	7	12	35	42	±3	4.0	±0.1	
O4 – O6	100	±1	3	7	10	32	48	±4	4.2	±0.1	
Experienced USC	100	±1	14	15	19	27	26	±5	3.3	±0.2	
Not Experienced USC	100	±1	5	8	14	32	41	±2	3.9	±0.1	
Experienced SH	100	±1	13	13	18	31	26	±3	3.4	±0.1	
Not Experienced SH	100	±1	4	7	14	32	44	±2	4.1	±0.1	
Deployed Past 12 Months	100	±1	8	9	15	31	37	±3	3.8	±0.1	
Not Deployed Past 12 Months	100	±1	5	8	14	31	41	±2	3.9	±0.1	

Note. Percent responding are active duty members who answered the question.











































11. How much do you agree or disagree with the following statements about your supervisor?

f. You are satisfied with the direction/supervision you receive.

	Percent Responding		Percentages					Max ME	Average Agreement		
			1	2	3	4	5				
Army Enlisted	100	±1	8	10	15	33	34	±3	3.7	±0.1	
E1 – E4	99	±1	8	9	17	32	34	±4	3.8	±0.1	
Army Officers	100	±0	4	8	14	35	38	±4	3.9	±0.1	
Navy Enlisted	100	±1	6	10	18	31	36	±3	3.8	±0.1	
E1 – E4	99	±1	7	9	18	30	36	±4	3.8	±0.1	
Navy Officers	100	±0	4	7	10	34	44	±4	4.1	±0.1	
Marine Corps Enlisted	100	±1	4	7	16	34	38	±2	3.9	±0.1	
E1 – E4	100	±1	4	7	17	35	38	±3	4.0	±0.1	
Marine Corps Officers	100	±1	4	8	13	29	46	±4	4.1	±0.1	
Air Force Enlisted	100	±1	5	7	13	28	48	±3	4.1	±0.1	
E1 – E4	100	±1	4	7	14	27	48	±4	4.1	±0.1	
Air Force Officers	100	±1	2	6	9	33	50	±4	4.2	±0.1	
MALES	100	±1	3	5	11	31	50	±2	4.2	±0.1	
Army	100	±1	4	6	12	32	46	±3	4.1	±0.1	
Navy	100	±1	3	5	14	32	46	±4	4.1	±0.1	
Marine Corps	100	±1	3	4	12	31	50	±2	4.2	±0.1	
Air Force	100	±1	2	3	9	27	59	±3	4.4	±0.1	
Enlisted	100	±1	4	6	12	31	48	±2	4.1	±0.1	
E1 – E4	100	±1	4	6	14	31	45	±3	4.1	±0.1	
E5 – E9	100	±1	3	5	11	30	51	±2	4.2	±0.1	
Officers	100	±1	2	3	7	30	58	±3	4.4	±0.1	
O1 – O3	100	±1	2	3	8	30	58	±4	4.4	±0.1	
O4 – O6	100	±1	1	4	6	29	60	±5	4.4	±0.1	
Experienced USC	100	±1	15	13	11	36	24	±16	3.4	±0.4	
Not Experienced USC	100	±1	3	5	11	30	50	±2	4.2	±0.1	
Experienced SH	100	±1	12	12	18	37	20	±9	3.4	±0.2	
Not Experienced SH	100	±1	3	5	11	30	51	±2	4.2	±0.1	
Deployed Past 12 Months	99	±1	4	6	12	31	47	±3	4.1	±0.1	
Not Deployed Past 12 Months	100	±1	3	5	11	30	51	±2	4.2	±0.1	
Army Enlisted	100	±1	5	7	12	31	45	±4	4.0	±0.1	
E1 – E4	100	±0	5	7	15	31	41	±5	4.0	±0.2	
Army Officers	100	±1	1	3	8	34	53	±6	4.3	±0.1	
Navy Enlisted	100	±1	3	6	15	32	44	±4	4.1	±0.1	
E1 – E4	99	±1	4	6	18	33	39	±7	4.0	±0.2	
Navy Officers	100	±1	3	2	7	28	60	±5	4.4	±0.1	
Marine Corps Enlisted	100	±1	3	4	12	31	50	±2	4.2	±0.1	
E1 – E4	100	±1	3	4	12	33	48	±3	4.2	±0.1	
Marine Corps Officers	100	±1	2	4	8	29	58	±3	4.4	±0.1	
Air Force Enlisted	100	±1	2	4	9	27	58	±3	4.4	±0.1	
E1 – E4	100	±1	2	3	8	29	58	±5	4.4	±0.1	
Air Force Officers	100	±0	1	3	6	27	63	±6	4.5	±0.1	

Note. Percent responding are active duty members who answered the question.

11. Supervisor Satisfaction scale: Constructed from Q11. Supervisor Satisfaction assesses the level of agreement that supervisors are trustworthy, equitable, and fair in evaluations and delegating assignments.

	Percent Responding		Mean	Max ME	Supervisor Satisfaction
TOTAL	98	±1	4.2	±0.1	
Army	97	±1	4.1	±0.1	
Navy	98	±1	4.2	±0.1	
Marine Corps	98	±1	4.3	±0.1	
Air Force	98	±1	4.4	±0.1	
Enlisted	98	±1	4.2	±0.1	
E1 – E4	98	±1	4.1	±0.1	
E1 – E3	98	±1	4.2	±0.1	
E4	98	±1	4.1	±0.1	
E5 – E9	97	±1	4.3	±0.1	
E5 – E6	97	±1	4.2	±0.1	
E7 – E9	97	±1	4.4	±0.1	
Officers	98	±1	4.4	±0.1	
O1 – O3	98	±2	4.4	±0.1	
O4 – O6	98	±2	4.5	±0.1	
Deployed Past 12 Months	98	±1	4.2	±0.1	
Not Deployed Past 12 Months	98	±1	4.3	±0.1	
Non-Hispanic White	98	±1	4.3	±0.1	
Total Minority	97	±1	4.2	±0.1	
Non-Hispanic Black	97	±2	4.1	±0.1	
Hispanic	98	±1	4.2	±0.1	
Experienced USC	95	±4	3.5	±0.2	
Not Experienced USC	98	±1	4.2	±0.1	
Experienced SH	97	±2	3.6	±0.1	
Not Experienced SH	98	±1	4.3	±0.1	
FEMALES	97	±1	4.0	±0.1	
Army	97	±1	3.9	±0.1	
Navy	98	±1	4.0	±0.1	
Marine Corps	98	±1	4.0	±0.1	
Air Force	97	±1	4.2	±0.1	
Enlisted	97	±1	4.0	±0.1	
E1 – E4	97	±1	4.0	±0.1	
E5 – E9	97	±1	4.0	±0.1	
Officers	98	±1	4.2	±0.1	
O1 – O3	98	±1	4.2	±0.1	
O4 – O6	98	±1	4.2	±0.1	
Experienced USC	98	±1	3.5	±0.2	
Not Experienced USC	97	±1	4.0	±0.1	
Experienced SH	98	±1	3.6	±0.1	
Not Experienced SH	97	±1	4.1	±0.1	
Deployed Past 12 Months	98	±1	3.9	±0.1	
Not Deployed Past 12 Months	97	±1	4.0	±0.1	

Note. Percent responding are active duty members who answered the question. The scale ranges from 1 to 5. Higher scores indicate members more strongly agreed with positive statements about their supervisor. The overall Cronbach's coefficient alpha = 0.97 (males = 0.96 and females = 0.97).

11. Supervisor Satisfaction scale: Constructed from Q11. Supervisor Satisfaction assesses the level of agreement that supervisors are trustworthy, equitable, and fair in evaluations and delegating assignments.

	Percent Responding		Mean	Max ME	Supervisor Satisfaction
Army Enlisted	97	±1	3.8	±0.1	
E1 – E4	97	±2	3.9	±0.1	
Army Officers	98	±1	4.1	±0.1	
Navy Enlisted	98	±1	3.9	±0.1	
E1 – E4	98	±2	3.9	±0.1	
Navy Officers	99	±1	4.2	±0.1	
Marine Corps Enlisted	98	±1	4.0	±0.1	
E1 – E4	98	±1	4.0	±0.1	
Marine Corps Officers	98	±1	4.2	±0.1	
Air Force Enlisted	97	±1	4.2	±0.1	
E1 – E4	97	±2	4.2	±0.1	
Air Force Officers	97	±2	4.3	±0.1	
MALES	98	±1	4.3	±0.1	
Army	97	±1	4.2	±0.1	
Navy	98	±1	4.2	±0.1	
Marine Corps	98	±1	4.3	±0.1	
Air Force	99	±1	4.5	±0.1	
Enlisted	98	±1	4.2	±0.1	
E1 – E4	98	±1	4.2	±0.1	
E5 – E9	97	±1	4.3	±0.1	
Officers	98	±1	4.5	±0.1	
O1 – O3	98	±2	4.5	±0.1	
O4 – O6	98	±2	4.5	±0.1	
Experienced USC	92	±7	3.6	±0.4	
Not Experienced USC	98	±1	4.3	±0.1	
Experienced SH	97	±4	3.6	±0.2	
Not Experienced SH	98	±1	4.3	±0.1	
Deployed Past 12 Months	98	±1	4.2	±0.1	
Not Deployed Past 12 Months	98	±1	4.3	±0.1	
Army Enlisted	97	±1	4.1	±0.1	
E1 – E4	98	±2	4.1	±0.1	
Army Officers	97	±2	4.4	±0.1	
Navy Enlisted	98	±2	4.2	±0.1	
E1 – E4	98	±2	4.1	±0.2	
Navy Officers	98	±2	4.5	±0.1	
Marine Corps Enlisted	98	±1	4.3	±0.1	
E1 – E4	98	±1	4.2	±0.1	
Marine Corps Officers	99	±1	4.5	±0.1	
Air Force Enlisted	99	±1	4.4	±0.1	
E1 – E4	98	±2	4.5	±0.1	
Air Force Officers	99	±2	4.6	±0.1	

Note. Percent responding are active duty members who answered the question. The scale ranges from 1 to 5. Higher scores indicate members more strongly agreed with positive statements about their supervisor. The overall Cronbach's coefficient alpha = 0.97 (males = 0.96 and females = 0.97).

12. To what extent do you agree or disagree with the following statements about your work group?
a. If you make a request through channels in your work group, you know somebody will listen.

1. Strongly disagree 2. Disagree 3. Neither agree nor disagree
 4. Agree 5. Strongly agree

	Percent Responding		Percentages					Max ME	Average Agreement		Bar
			1	2	3	4	5				
TOTAL	99	±1	2	5	12	40	40	±2	4.1	±0.1	
Army	99	±1	2	7	13	41	37	±3	4.0	±0.1	
Navy	100	±1	2	5	13	41	40	±3	4.1	±0.1	
Marine Corps	99	±1	1	3	12	40	44	±2	4.2	±0.1	
Air Force	99	±1	1	5	10	40	43	±3	4.2	±0.1	
Enlisted	99	±1	2	6	13	41	38	±2	4.1	±0.1	
 E1 – E4	99	±1	2	6	14	42	35	±3	4.0	±0.1	
E1 – E3	99	±1	1	5	14	42	38	±4	4.1	±0.1	
E4	99	±1	3	8	14	43	32	±4	3.9	±0.1	
 E5 – E9	99	±1	2	6	12	39	41	±2	4.1	±0.1	
E5 – E6	99	±1	2	7	13	41	38	±2	4.1	±0.1	
E7 – E9	100	±1	1	2	10	36	51	±4	4.3	±0.1	
Officers	99	±1	1	3	8	39	50	±3	4.3	±0.1	
 O1 – O3	99	±1	1	3	8	39	49	±4	4.3	±0.1	
 O4 – O6	99	±1	1	2	8	36	53	±4	4.4	±0.1	
Deployed Past 12 Months	99	±1	2	7	13	41	38	±3	4.1	±0.1	
Not Deployed Past 12 Months	99	±1	2	5	12	40	41	±2	4.1	±0.1	
Non-Hispanic White	99	±1	2	5	12	40	42	±2	4.1	±0.1	
Total Minority	99	±1	2	6	14	41	37	±2	4.1	±0.1	
Non-Hispanic Black	100	±1	2	6	14	43	35	±4	4.0	±0.1	
Hispanic	99	±1	2	5	14	40	40	±4	4.1	±0.1	
Experienced USC	100	±1	9	16	20	36	19	±9	3.4	±0.2	
Not Experienced USC	99	±1	2	5	12	41	40	±2	4.1	±0.1	
Experienced SH	100	±1	8	14	19	43	16	±5	3.5	±0.1	
Not Experienced SH	99	±1	1	5	12	40	42	±2	4.2	±0.1	
FEMALES	99	±1	3	9	16	41	31	±2	3.9	±0.1	
 Army	99	±1	4	10	17	41	28	±3	3.8	±0.1	
 Navy	99	±1	3	8	16	42	30	±3	3.9	±0.1	
 Marine Corps	100	±1	2	7	17	43	31	±2	4.0	±0.1	
 Air Force	99	±1	3	8	14	41	35	±2	4.0	±0.1	
 Enlisted	99	±1	4	9	17	41	29	±2	3.8	±0.1	
E1 – E4	99	±1	4	9	18	41	28	±2	3.8	±0.1	
E5 – E9	100	±1	3	9	16	41	31	±2	3.9	±0.1	
 Officers	99	±1	2	6	11	43	37	±3	4.1	±0.1	
O1 – O3	99	±1	2	7	11	45	35	±3	4.1	±0.1	
O4 – O6	99	±1	2	7	11	38	43	±4	4.1	±0.1	
 Experienced USC	100	±1	9	16	21	34	20	±5	3.4	±0.2	
 Not Experienced USC	99	±1	3	8	15	42	32	±2	3.9	±0.1	
 Experienced SH	100	±1	8	15	20	39	17	±3	3.4	±0.1	
 Not Experienced SH	99	±1	2	7	14	42	35	±2	4.0	±0.1	
 Deployed Past 12 Months	100	±1	5	10	17	41	27	±3	3.8	±0.1	
 Not Deployed Past 12 Months	99	±1	3	8	15	42	32	±2	3.9	±0.1	

Note. Percent responding are active duty members who answered the question.

12. To what extent do you agree or disagree with the following statements about your work group?

a. If you make a request through channels in your work group, you know somebody will listen.

	Percent Responding		Percentages					Max ME	Average Agreement		
			1	2	3	4	5				
Army Enlisted	99	±1	5	11	18	40	26	±3	3.7	±0.1	
E1 – E4	100	±1	5	11	18	40	26	±4	3.7	±0.1	
Army Officers	99	±1	2	7	12	44	34	±4	4.0	±0.1	
Navy Enlisted	99	±1	3	9	17	42	29	±3	3.8	±0.1	
E1 – E4	99	±1	4	9	19	40	28	±4	3.8	±0.1	
Navy Officers	100	±1	1	5	11	44	38	±4	4.1	±0.1	
Marine Corps Enlisted	100	±1	2	7	17	43	30	±2	3.9	±0.1	
E1 – E4	100	±1	2	7	19	44	28	±3	3.9	±0.1	
Marine Corps Officers	99	±1	1	6	10	41	42	±4	4.2	±0.1	
Air Force Enlisted	99	±1	3	8	14	41	33	±3	3.9	±0.1	
E1 – E4	99	±1	3	7	16	42	32	±4	3.9	±0.1	
Air Force Officers	99	±1	1	6	10	41	41	±4	4.2	±0.1	
MALES	99	±1	1	5	12	40	42	±2	4.2	±0.1	
Army	99	±1	2	7	13	41	38	±3	4.1	±0.1	
Navy	100	±1	1	4	13	40	42	±4	4.2	±0.1	
Marine Corps	99	±1	1	3	12	39	45	±2	4.2	±0.1	
Air Force	99	±1	1	4	10	40	45	±3	4.3	±0.1	
Enlisted	99	±1	2	6	13	41	39	±2	4.1	±0.1	
E1 – E4	99	±1	2	6	13	42	36	±3	4.1	±0.1	
E5 – E9	99	±1	1	5	12	39	43	±2	4.2	±0.1	
Officers	99	±1	0	2	7	38	53	±3	4.4	±0.1	
O1 – O3	99	±1	1	2	7	38	53	±4	4.4	±0.1	
O4 – O6	100	±1	1	2	7	36	55	±5	4.4	±0.1	
Experienced USC	100	±1	9	17	19	37	18	±16	3.4	±0.4	
Not Experienced USC	99	±1	1	5	12	40	42	±2	4.2	±0.1	
Experienced SH	100	±1	7	13	18	47	15	±9	3.5	±0.2	
Not Experienced SH	99	±1	1	5	12	40	43	±2	4.2	±0.1	
Deployed Past 12 Months	99	±1	1	6	13	41	39	±3	4.1	±0.1	
Not Deployed Past 12 Months	99	±1	1	4	12	40	43	±2	4.2	±0.1	
Army Enlisted	99	±1	2	7	14	41	36	±4	4.0	±0.1	
E1 – E4	99	±1	2	9	15	42	32	±5	3.9	±0.1	
Army Officers	100	±1	0	3	8	41	47	±6	4.3	±0.1	
Navy Enlisted	100	±1	1	4	14	42	39	±4	4.1	±0.1	
E1 – E4	100	±1	2	4	14	43	37	±7	4.1	±0.2	
Navy Officers	99	±1	1	2	8	33	56	±5	4.4	±0.1	
Marine Corps Enlisted	99	±1	1	3	12	40	43	±2	4.2	±0.1	
E1 – E4	99	±1	2	4	13	41	40	±3	4.2	±0.1	
Marine Corps Officers	99	±1	0	1	5	38	55	±3	4.5	±0.1	
Air Force Enlisted	99	±1	1	5	10	41	43	±4	4.2	±0.1	
E1 – E4	99	±1	1	4	10	45	40	±6	4.2	±0.1	
Air Force Officers	99	±1	0	1	6	35	57	±6	4.5	±0.1	

Note. Percent responding are active duty members who answered the question.

12. To what extent do you agree or disagree with the following statements about your work group?

b. The leaders in your work group are more interested in looking good than being good.

- 1. Strongly disagree
- 4. Agree

- 2. Disagree
- 5. Strongly agree

- 3. Neither agree nor disagree

	Percent Responding		Percentages					Max ME	Average Agreement		
			1	2	3	4	5				
TOTAL	99	±1	17	29	22	17	15	±2	2.9	±0.1	
Army	99	±1	15	27	22	19	17	±3	3.0	±0.1	
Navy	99	±1	18	29	20	19	14	±3	2.8	±0.1	
Marine Corps	99	±1	17	29	24	15	15	±2	2.8	±0.1	
Air Force	99	±1	19	30	21	15	15	±2	2.8	±0.1	
Enlisted	99	±1	15	27	23	19	16	±2	2.9	±0.1	
E1 – E4	99	±1	13	25	25	20	17	±2	3.0	±0.1	
E1 – E3	99	±1	16	26	24	17	17	±3	2.9	±0.1	
E4	99	±1	11	24	25	22	18	±3	3.1	±0.1	
E5 – E9	99	±1	17	29	21	17	15	±2	2.8	±0.1	
E5 – E6	99	±1	14	27	23	19	16	±2	3.0	±0.1	
E7 – E9	99	±1	26	34	16	12	12	±3	2.5	±0.1	
Officers	99	±1	25	37	15	12	11	±3	2.5	±0.1	
O1 – O3	99	±1	21	38	16	12	12	±4	2.6	±0.1	
O4 – O6	99	±1	32	36	12	11	10	±4	2.3	±0.1	
Deployed Past 12 Months	99	±1	14	26	22	20	17	±2	3.0	±0.1	
Not Deployed Past 12 Months	99	±1	18	30	21	16	15	±2	2.8	±0.1	
Non-Hispanic White	99	±1	19	29	20	17	15	±2	2.8	±0.1	
Total Minority	99	±1	14	27	25	18	16	±2	3.0	±0.1	
Non-Hispanic Black	99	±1	13	30	26	17	15	±3	2.9	±0.1	
Hispanic	99	±1	15	27	23	19	16	±3	3.0	±0.1	
Experienced USC	100	±1	9	18	21	30	22	±9	3.4	±0.3	
Not Experienced USC	99	±1	17	29	22	17	15	±2	2.9	±0.1	
Experienced SH	99	±1	7	21	23	24	25	±5	3.4	±0.2	
Not Experienced SH	99	±1	17	29	22	17	15	±2	2.8	±0.1	
FEMALES	99	±1	14	31	23	18	13	±2	2.9	±0.1	
Army	99	±1	12	29	24	21	15	±2	3.0	±0.1	
Navy	99	±1	15	32	22	18	12	±3	2.8	±0.1	
Marine Corps	99	±1	13	31	26	18	12	±2	2.9	±0.1	
Air Force	99	±1	17	33	23	16	11	±2	2.7	±0.1	
Enlisted	99	±1	13	30	24	19	14	±2	2.9	±0.1	
E1 – E4	99	±1	12	29	24	19	15	±2	3.0	±0.1	
E5 – E9	99	±1	15	30	24	19	13	±2	2.8	±0.1	
Officers	99	±1	18	38	19	16	9	±3	2.6	±0.1	
O1 – O3	99	±1	15	39	20	17	9	±3	2.7	±0.1	
O4 – O6	99	±1	25	37	17	11	10	±4	2.4	±0.1	
Experienced USC	99	±1	10	19	22	27	23	±5	3.3	±0.2	
Not Experienced USC	99	±1	14	32	23	18	12	±2	2.8	±0.1	
Experienced SH	99	±1	8	25	22	24	21	±3	3.3	±0.1	
Not Experienced SH	99	±1	16	33	23	17	11	±2	2.7	±0.1	
Deployed Past 12 Months	99	±1	11	30	22	22	16	±3	3.0	±0.1	
Not Deployed Past 12 Months	99	±1	15	32	23	18	12	±2	2.8	±0.1	

Note. Percent responding are active duty members who answered the question.

12. To what extent do you agree or disagree with the following statements about your work group?

b. The leaders in your work group are more interested in looking good than being good.

	Percent Responding		Percentages					Max ME	Average Agreement		
			1	2	3	4	5				
Army Enlisted	99	±1	11	28	24	21	17	±3	3.1	±0.1	
E1 – E4	99	±1	10	27	23	22	18	±4	3.1	±0.1	
Army Officers	99	±1	15	33	23	19	10	±4	2.8	±0.1	
Navy Enlisted	99	±1	14	31	23	19	13	±3	2.8	±0.1	
E1 – E4	99	±1	14	30	22	20	14	±4	2.9	±0.1	
Navy Officers	100	±1	20	39	18	14	9	±4	2.5	±0.1	
Marine Corps Enlisted	99	±1	12	30	27	19	12	±2	2.9	±0.1	
E1 – E4	99	±1	11	30	28	19	12	±3	2.9	±0.1	
Marine Corps Officers	99	±1	23	38	17	14	8	±4	2.5	±0.1	
Air Force Enlisted	99	±1	16	31	24	16	12	±3	2.8	±0.1	
E1 – E4	99	±1	14	33	26	14	13	±3	2.8	±0.1	
Air Force Officers	99	±1	21	42	15	14	8	±4	2.5	±0.1	
MALES	99	±1	17	28	21	17	16	±2	2.9	±0.1	
Army	99	±1	15	27	22	19	17	±3	3.0	±0.1	
Navy	99	±1	18	29	20	19	14	±3	2.8	±0.1	
Marine Corps	99	±1	17	29	24	15	15	±2	2.8	±0.1	
Air Force	99	±1	19	30	21	15	16	±3	2.8	±0.1	
Enlisted	99	±1	15	26	23	18	17	±2	2.9	±0.1	
E1 – E4	99	±1	14	24	25	20	18	±3	3.0	±0.1	
E5 – E9	99	±1	17	29	21	17	16	±2	2.9	±0.1	
Officers	98	±1	26	37	14	12	12	±3	2.5	±0.1	
O1 – O3	99	±1	22	38	15	11	13	±4	2.6	±0.2	
O4 – O6	98	±2	33	35	11	11	10	±5	2.3	±0.2	
Experienced USC	100	±1	NR	17	20	32	21	±16	3.4	±0.4	
Not Experienced USC	99	±1	17	28	21	17	16	±2	2.9	±0.1	
Experienced SH	100	±1	6	18	24	24	29	±8	3.5	±0.3	
Not Experienced SH	99	±1	18	29	21	17	15	±2	2.8	±0.1	
Deployed Past 12 Months	99	±1	15	26	22	20	17	±3	3.0	±0.1	
Not Deployed Past 12 Months	99	±1	18	29	21	16	15	±2	2.8	±0.1	
Army Enlisted	99	±1	14	25	24	19	18	±3	3.0	±0.1	
E1 – E4	99	±1	12	21	27	21	19	±5	3.1	±0.2	
Army Officers	98	±2	20	37	15	15	13	±6	2.6	±0.2	
Navy Enlisted	99	±1	16	27	21	21	15	±4	2.9	±0.1	
E1 – E4	99	±2	17	26	17	24	17	±6	3.0	±0.2	
Navy Officers	99	±1	28	39	15	9	9	±5	2.3	±0.2	
Marine Corps Enlisted	99	±1	16	28	25	16	16	±2	2.9	±0.1	
E1 – E4	99	±1	14	28	27	16	16	±3	2.9	±0.1	
Marine Corps Officers	99	±1	30	37	15	8	9	±3	2.3	±0.1	
Air Force Enlisted	99	±1	16	28	23	16	16	±3	2.9	±0.1	
E1 – E4	99	±1	14	26	26	17	18	±5	3.0	±0.2	
Air Force Officers	98	±2	31	35	11	9	13	±6	2.4	±0.2	

Note. Percent responding are active duty members who answered the question.











































NR: Not reportable

12. To what extent do you agree or disagree with the following statements about your work group?
c. You would go for help with a personal problem to people in your chain of command.

 1. Strongly disagree
 4. Agree

 2. Disagree
 5. Strongly agree

3. Neither agree nor disagree

	Percent Responding		Percentages					Max ME	Average Agreement		
			1	2	3	4	5				
TOTAL	98	±1	8	11	15	35	31	±2	3.7	±0.1	
Army	98	±1	9	12	15	36	29	±3	3.6	±0.1	
Navy	99	±1	8	11	15	35	30	±3	3.7	±0.1	
Marine Corps	98	±1	5	9	16	34	36	±2	3.9	±0.1	
Air Force	98	±1	5	10	15	36	33	±3	3.8	±0.1	
Enlisted	98	±1	8	11	15	35	30	±2	3.7	±0.1	
E1 – E4	98	±1	9	11	16	34	29	±3	3.6	±0.1	
E1 – E3	98	±1	8	10	16	32	33	±4	3.7	±0.1	
E4	98	±1	11	13	16	36	25	±4	3.5	±0.1	
E5 – E9	98	±1	7	11	14	36	32	±2	3.7	±0.1	
E5 – E6	98	±1	7	12	15	37	29	±2	3.7	±0.1	
E7 – E9	98	±1	5	8	12	35	39	±4	3.9	±0.1	
Officers	99	±1	4	11	14	36	34	±3	3.8	±0.1	
O1 – O3	99	±1	4	11	15	36	33	±4	3.8	±0.1	
O4 – O6	99	±1	5	11	14	35	35	±4	3.8	±0.1	
Deployed Past 12 Months	98	±1	9	11	16	35	30	±3	3.7	±0.1	
Not Deployed Past 12 Months	98	±1	7	11	14	36	32	±2	3.7	±0.1	
Non-Hispanic White	98	±1	7	11	13	36	33	±2	3.8	±0.1	
Total Minority	98	±1	9	11	18	35	28	±2	3.6	±0.1	
Non-Hispanic Black	98	±1	10	12	20	35	23	±4	3.5	±0.1	
Hispanic	97	±2	8	9	16	35	32	±4	3.7	±0.1	
Experienced USC	99	±1	26	21	14	24	15	±9	2.8	±0.3	
Not Experienced USC	98	±1	7	11	15	36	31	±2	3.7	±0.1	
Experienced SH	98	±2	25	20	14	31	11	±5	2.8	±0.2	
Not Experienced SH	98	±1	6	10	15	36	33	±2	3.8	±0.1	
FEMALES	98	±1	12	16	18	33	21	±2	3.4	±0.1	
Army	99	±1	14	17	18	32	19	±2	3.2	±0.1	
Navy	98	±1	12	17	17	33	21	±3	3.3	±0.1	
Marine Corps	98	±1	10	16	20	33	21	±2	3.4	±0.1	
Air Force	98	±1	9	16	17	35	24	±2	3.5	±0.1	
Enlisted	98	±1	12	16	18	33	21	±2	3.3	±0.1	
E1 – E4	98	±1	13	16	18	32	21	±2	3.3	±0.1	
E5 – E9	98	±1	12	16	17	34	21	±2	3.4	±0.1	
Officers	99	±1	9	18	17	34	22	±2	3.4	±0.1	
O1 – O3	99	±1	9	18	16	36	21	±3	3.4	±0.1	
O4 – O6	98	±1	10	19	18	30	23	±4	3.4	±0.1	
Experienced USC	99	±1	26	23	14	24	13	±5	2.8	±0.2	
Not Experienced USC	98	±1	11	16	18	34	22	±2	3.4	±0.1	
Experienced SH	99	±1	22	22	17	28	11	±3	2.8	±0.1	
Not Experienced SH	98	±1	8	15	18	35	24	±2	3.5	±0.1	
Deployed Past 12 Months	99	±1	14	18	17	33	19	±3	3.2	±0.1	
Not Deployed Past 12 Months	98	±1	11	16	18	33	22	±2	3.4	±0.1	

Note. Percent responding are active duty members who answered the question.

12. To what extent do you agree or disagree with the following statements about your work group?











































c. You would go for help with a personal problem to people in your chain of command.

	Percent Responding		Percentages					Max ME	Average Agreement		
			1	2	3	4	5				
Army Enlisted	99	±1	15	16	18	33	18	±3	3.2	±0.1	
E1 – E4	99	±1	14	16	18	33	19	±4	3.3	±0.1	
Army Officers	99	±1	11	20	19	31	19	±4	3.3	±0.1	
Navy Enlisted	98	±1	13	17	17	32	21	±3	3.3	±0.1	
E1 – E4	97	±2	13	19	18	29	21	±4	3.3	±0.1	
Navy Officers	99	±1	8	16	17	37	22	±4	3.5	±0.1	
Marine Corps Enlisted	98	±1	10	15	20	33	21	±2	3.4	±0.1	
E1 – E4	98	±1	10	16	20	34	20	±3	3.4	±0.1	
Marine Corps Officers	99	±1	9	19	19	32	21	±5	3.4	±0.1	
Air Force Enlisted	98	±1	10	15	17	35	24	±3	3.5	±0.1	
E1 – E4	98	±1	10	15	18	34	22	±4	3.4	±0.1	
Air Force Officers	98	±1	8	18	14	36	24	±4	3.5	±0.1	
MALES	98	±1	7	10	15	36	33	±2	3.8	±0.1	
Army	98	±1	9	11	14	36	30	±3	3.7	±0.1	
Navy	99	±1	8	10	14	36	32	±4	3.7	±0.1	
Marine Corps	98	±1	5	9	16	34	37	±2	3.9	±0.1	
Air Force	98	±1	4	9	15	36	35	±3	3.9	±0.1	
Enlisted	98	±1	8	10	15	36	32	±2	3.7	±0.1	
E1 – E4	98	±1	9	10	16	34	31	±3	3.7	±0.1	
E5 – E9	98	±1	6	10	14	37	33	±2	3.8	±0.1	
Officers	99	±1	3	10	14	37	36	±3	3.9	±0.1	
O1 – O3	99	±1	3	10	15	36	36	±4	3.9	±0.1	
O4 – O6	99	±1	4	10	13	36	37	±4	3.9	±0.1	
Experienced USC	99	±1	27	19	14	24	16	±16	2.8	±0.5	
Not Experienced USC	98	±1	7	10	15	36	33	±2	3.8	±0.1	
Experienced SH	98	±2	27	17	12	34	10	±9	2.8	±0.3	
Not Experienced SH	98	±1	6	10	15	36	34	±2	3.8	±0.1	
Deployed Past 12 Months	98	±1	8	11	16	35	31	±3	3.7	±0.1	
Not Deployed Past 12 Months	98	±1	6	10	14	36	34	±2	3.8	±0.1	
Army Enlisted	98	±2	10	11	14	36	30	±4	3.6	±0.1	
E1 – E4	97	±2	12	12	14	35	28	±5	3.6	±0.2	
Army Officers	99	±2	3	10	16	38	33	±6	3.9	±0.2	
Navy Enlisted	99	±1	8	11	15	35	31	±4	3.7	±0.1	
E1 – E4	99	±1	11	10	16	32	30	±7	3.6	±0.2	
Navy Officers	99	±1	5	8	13	37	38	±5	4.0	±0.2	
Marine Corps Enlisted	98	±1	5	9	16	34	36	±2	3.9	±0.1	
E1 – E4	98	±1	5	9	17	34	35	±3	3.9	±0.1	
Marine Corps Officers	98	±1	4	10	11	36	39	±3	4.0	±0.1	
Air Force Enlisted	97	±1	5	9	15	37	34	±4	3.9	±0.1	
E1 – E4	98	±2	4	9	18	37	32	±6	3.8	±0.2	
Air Force Officers	98	±2	3	10	13	35	39	±6	4.0	±0.2	

Note. Percent responding are active duty members who answered the question.

12. To what extent do you agree or disagree with the following statements about your work group?
d. The leaders in your work group are not concerned with the way Service members treat each other as long as the job gets done.

- 1. Strongly disagree
- 2. Disagree
- 3. Neither agree nor disagree
- 4. Agree
- 5. Strongly agree

	Percent Responding		Percentages					Max ME	Average Agreement		
			1	2	3	4	5				
TOTAL	99	±1	23	36	19	13	9	±2	2.5	±0.1	
Army	99	±1	19	34	21	16	10	±3	2.7	±0.1	
Navy	98	±1	26	36	18	13	7	±3	2.4	±0.1	
Marine Corps	99	±1	22	37	21	11	9	±2	2.5	±0.1	
Air Force	99	±1	27	38	17	9	9	±3	2.4	±0.1	
Enlisted	99	±1	20	35	21	14	10	±2	2.6	±0.1	
E1 – E4	98	±1	17	34	23	14	11	±3	2.7	±0.1	
E1 – E3	98	±1	19	36	23	12	10	±4	2.6	±0.1	
E4	98	±1	16	33	24	16	11	±3	2.7	±0.1	
E5 – E9	99	±1	24	36	19	14	8	±2	2.5	±0.1	
E5 – E6	99	±1	20	35	21	15	9	±2	2.6	±0.1	
E7 – E9	99	±1	36	38	13	8	6	±4	2.1	±0.1	
Officers	99	±1	35	40	11	7	7	±3	2.1	±0.1	
O1 – O3	98	±1	31	40	13	9	8	±4	2.2	±0.1	
O4 – O6	99	±1	42	39	9	5	6	±4	1.9	±0.1	
Deployed Past 12 Months	98	±1	20	33	22	16	10	±3	2.6	±0.1	
Not Deployed Past 12 Months	99	±1	24	38	18	11	9	±2	2.4	±0.1	
Non-Hispanic White	98	±1	25	38	17	12	9	±2	2.4	±0.1	
Total Minority	99	±1	20	33	23	15	10	±2	2.6	±0.1	
Non-Hispanic Black	98	±1	19	34	25	14	8	±4	2.6	±0.1	
Hispanic	99	±1	22	33	21	15	10	±4	2.6	±0.1	
Experienced USC	99	±1	12	27	24	22	14	±8	3.0	±0.3	
Not Experienced USC	99	±1	23	36	19	13	9	±2	2.5	±0.1	
Experienced SH	99	±2	10	29	24	23	14	±5	3.0	±0.2	
Not Experienced SH	99	±1	24	36	19	12	9	±2	2.5	±0.1	
FEMALES	99	±1	20	37	22	13	8	±2	2.5	±0.1	
Army	98	±1	16	34	24	16	9	±2	2.7	±0.1	
Navy	99	±1	21	36	23	13	6	±3	2.5	±0.1	
Marine Corps	98	±1	18	37	25	14	7	±2	2.6	±0.1	
Air Force	99	±1	24	40	20	10	7	±2	2.4	±0.1	
Enlisted	99	±1	18	35	24	14	8	±2	2.6	±0.1	
E1 – E4	98	±1	17	34	25	15	9	±2	2.6	±0.1	
E5 – E9	99	±1	20	37	22	13	8	±2	2.5	±0.1	
Officers	98	±1	27	42	16	10	5	±3	2.2	±0.1	
O1 – O3	99	±1	24	44	16	10	5	±3	2.3	±0.1	
O4 – O6	98	±1	33	41	14	7	5	±4	2.1	±0.1	
Experienced USC	99	±2	14	25	25	20	16	±5	3.0	±0.2	
Not Experienced USC	99	±1	20	37	22	13	7	±2	2.5	±0.1	
Experienced SH	99	±1	11	29	26	21	12	±3	2.9	±0.1	
Not Experienced SH	99	±1	23	39	21	11	6	±2	2.4	±0.1	
Deployed Past 12 Months	99	±1	16	36	23	15	9	±3	2.6	±0.1	
Not Deployed Past 12 Months	99	±1	21	37	22	13	7	±2	2.5	±0.1	

Note. Percent responding are active duty members who answered the question.

12. To what extent do you agree or disagree with the following statements about your work group?

- d. The leaders in your work group are not concerned with the way Service members treat each other as long as the job gets done.

	Percent Responding		Percentages					Max ME	Average Agreement		
			1	2	3	4	5				
Army Enlisted	98	±1	15	33	25	17	10	±3	2.8	±0.1	
E1 – E4	98	±1	13	33	25	18	11	±4	2.8	±0.1	
Army Officers	98	±1	23	39	20	13	6	±4	2.4	±0.1	
Navy Enlisted	99	±1	20	35	25	14	7	±3	2.5	±0.1	
E1 – E4	99	±1	21	33	26	14	7	±4	2.5	±0.1	
Navy Officers	99	±1	29	44	15	8	4	±4	2.1	±0.1	
Marine Corps Enlisted	98	±1	16	36	26	15	8	±2	2.6	±0.1	
E1 – E4	98	±1	15	36	27	15	7	±3	2.6	±0.1	
Marine Corps Officers	99	±1	30	46	14	8	3	±4	2.1	±0.1	
Air Force Enlisted	99	±1	22	38	22	11	7	±3	2.4	±0.1	
E1 – E4	98	±1	20	37	24	11	8	±4	2.5	±0.1	
Air Force Officers	99	±1	31	46	12	7	5	±4	2.1	±0.1	
MALES	99	±1	23	36	19	13	9	±2	2.5	±0.1	
Army	99	±1	19	34	21	16	11	±3	2.6	±0.1	
Navy	98	±1	27	36	18	12	7	±4	2.4	±0.1	
Marine Corps	99	±1	23	37	21	10	9	±2	2.5	±0.1	
Air Force	99	±1	27	38	16	9	9	±3	2.3	±0.1	
Enlisted	99	±1	21	35	21	14	10	±2	2.6	±0.1	
E1 – E4	98	±1	18	35	23	14	11	±3	2.7	±0.1	
E5 – E9	99	±1	24	36	18	14	8	±2	2.5	±0.1	
Officers	99	±1	36	39	10	7	7	±3	2.1	±0.1	
O1 – O3	98	±2	32	40	12	8	8	±4	2.2	±0.1	
O4 – O6	99	±1	43	38	8	5	6	±5	1.9	±0.1	
Experienced USC	100	±1	11	29	23	24	13	±16	3.0	±0.4	
Not Experienced USC	99	±1	23	36	19	12	9	±2	2.5	±0.1	
Experienced SH	98	±3	8	29	22	25	15	±9	3.1	±0.3	
Not Experienced SH	99	±1	24	36	19	12	9	±2	2.5	±0.1	
Deployed Past 12 Months	98	±1	20	32	22	16	10	±3	2.6	±0.1	
Not Deployed Past 12 Months	99	±1	25	38	17	11	9	±2	2.4	±0.1	
Army Enlisted	99	±1	17	32	22	17	11	±3	2.7	±0.1	
E1 – E4	99	±2	14	31	25	18	13	±5	2.8	±0.2	
Army Officers	99	±2	31	41	11	9	8	±6	2.2	±0.2	
Navy Enlisted	98	±2	24	36	19	14	7	±4	2.4	±0.1	
E1 – E4	98	±2	22	36	20	14	8	±7	2.5	±0.2	
Navy Officers	98	±2	40	37	11	6	6	±5	2.0	±0.2	
Marine Corps Enlisted	99	±1	21	36	22	11	10	±2	2.5	±0.1	
E1 – E4	99	±1	18	37	25	11	10	±3	2.6	±0.1	
Marine Corps Officers	99	±1	39	41	10	5	6	±3	2.0	±0.1	
Air Force Enlisted	99	±1	24	38	18	10	10	±3	2.4	±0.1	
E1 – E4	98	±2	20	39	21	10	11	±6	2.5	±0.2	
Air Force Officers	99	±2	42	38	7	5	8	±6	2.0	±0.2	

Note. Percent responding are active duty members who answered the question.

12. To what extent do you agree or disagree with the following statements about your work group?

e. You are impressed with the quality of leadership in your work group.

1. Strongly disagree 2. Disagree 3. Neither agree nor disagree
 4. Agree 5. Strongly agree

	Percent Responding		Percentages					Max ME	Average Agreement		
			1	2	3	4	5				
TOTAL	99	±1	5	10	23	35	27	±2	3.7	±0.1	
Army	99	±1	7	11	24	34	23	±3	3.6	±0.1	
Navy	100	±1	5	11	22	35	27	±3	3.7	±0.1	
Marine Corps	100	±1	4	8	24	34	29	±2	3.8	±0.1	
Air Force	99	±1	3	9	21	36	30	±3	3.8	±0.1	
Enlisted	99	±1	6	11	24	34	25	±2	3.6	±0.1	
E1 – E4	99	±1	6	11	26	33	23	±3	3.6	±0.1	
E1 – E3	99	±1	6	10	24	32	28	±4	3.7	±0.1	
E4	99	±1	7	13	28	34	18	±4	3.4	±0.1	
E5 – E9	99	±1	5	10	22	35	27	±2	3.7	±0.1	
E5 – E6	99	±1	6	11	24	35	24	±2	3.6	±0.1	
E7 – E9	99	±1	3	7	16	37	36	±4	4.0	±0.1	
Officers	99	±1	2	8	17	39	35	±3	4.0	±0.1	
O1 – O3	99	±1	2	8	18	39	33	±4	3.9	±0.1	
O4 – O6	99	±1	2	6	13	40	40	±4	4.1	±0.1	
Deployed Past 12 Months	100	±1	6	12	24	33	25	±3	3.6	±0.1	
Not Deployed Past 12 Months	99	±1	5	10	22	36	28	±2	3.7	±0.1	
Non-Hispanic White	99	±1	5	10	21	35	29	±2	3.7	±0.1	
Total Minority	99	±1	6	10	26	34	24	±2	3.6	±0.1	
Non-Hispanic Black	99	±1	6	11	28	34	22	±4	3.6	±0.1	
Hispanic	99	±1	6	11	25	34	25	±4	3.6	±0.1	
Experienced USC	99	±2	17	20	25	24	13	±9	3.0	±0.2	
Not Experienced USC	99	±1	5	10	23	35	27	±2	3.7	±0.1	
Experienced SH	100	±1	15	23	24	27	10	±5	2.9	±0.2	
Not Experienced SH	99	±1	4	9	23	35	28	±2	3.7	±0.1	
FEMALES	99	±1	9	14	27	32	18	±2	3.4	±0.1	
Army	99	±1	12	16	27	29	16	±2	3.2	±0.1	
Navy	99	±1	8	15	27	32	18	±3	3.4	±0.1	
Marine Corps	100	±1	7	13	30	32	17	±2	3.4	±0.1	
Air Force	99	±1	6	12	25	34	21	±2	3.5	±0.1	
Enlisted	99	±1	10	15	28	30	17	±2	3.3	±0.1	
E1 – E4	99	±1	10	15	29	30	16	±2	3.3	±0.1	
E5 – E9	99	±1	9	15	27	31	18	±2	3.3	±0.1	
Officers	99	±1	5	11	22	38	25	±3	3.7	±0.1	
O1 – O3	99	±1	5	12	22	38	23	±3	3.6	±0.1	
O4 – O6	99	±1	5	9	19	38	30	±4	3.8	±0.1	
Experienced USC	99	±1	20	21	25	22	12	±5	2.8	±0.2	
Not Experienced USC	99	±1	8	14	27	32	19	±2	3.4	±0.1	
Experienced SH	99	±1	19	21	27	24	9	±3	2.8	±0.1	
Not Experienced SH	99	±1	6	12	27	34	21	±2	3.5	±0.1	
Deployed Past 12 Months	99	±1	11	17	27	30	15	±3	3.2	±0.1	
Not Deployed Past 12 Months	99	±1	8	14	26	32	19	±2	3.4	±0.1	

Note. Percent responding are active duty members who answered the question.

12. To what extent do you agree or disagree with the following statements about your work group?

e. You are impressed with the quality of leadership in your work group.

	Percent Responding		Percentages					Max ME	Average Agreement		
			1	2	3	4	5				
Army Enlisted	99	±1	13	17	28	28	15	±3	3.1	±0.1	
E1 – E4	100	±1	14	16	29	26	15	±4	3.1	±0.1	
Army Officers	99	±1	6	14	24	35	22	±4	3.5	±0.1	
Navy Enlisted	99	±1	9	16	28	31	16	±3	3.3	±0.1	
E1 – E4	99	±1	10	16	29	30	16	±4	3.3	±0.1	
Navy Officers	99	±1	5	9	22	39	25	±4	3.7	±0.1	
Marine Corps Enlisted	100	±1	8	14	31	31	17	±2	3.4	±0.1	
E1 – E4	100	±1	7	15	32	30	16	±3	3.3	±0.1	
Marine Corps Officers	99	±1	5	8	21	42	24	±4	3.7	±0.1	
Air Force Enlisted	99	±1	7	13	27	33	20	±3	3.5	±0.1	
E1 – E4	99	±1	7	13	27	35	18	±4	3.4	±0.1	
Air Force Officers	99	±1	4	9	18	41	28	±4	3.8	±0.1	
MALES	99	±1	5	10	22	35	28	±2	3.7	±0.1	
Army	99	±1	6	11	24	35	25	±3	3.6	±0.1	
Navy	100	±1	4	11	22	35	29	±4	3.7	±0.1	
Marine Corps	100	±1	4	8	24	34	30	±2	3.8	±0.1	
Air Force	100	±1	3	8	20	37	33	±3	3.9	±0.1	
Enlisted	99	±1	5	10	24	35	26	±2	3.7	±0.1	
E1 – E4	99	±1	6	11	26	33	24	±3	3.6	±0.1	
E5 – E9	99	±1	5	9	21	36	28	±2	3.7	±0.1	
Officers	99	±1	2	7	16	39	37	±3	4.0	±0.1	
O1 – O3	99	±1	1	8	17	39	35	±4	4.0	±0.1	
O4 – O6	99	±1	2	5	12	40	41	±5	4.1	±0.1	
Experienced USC	98	±4	14	19	25	26	15	±16	3.1	±0.4	
Not Experienced USC	99	±1	4	10	22	35	28	±2	3.7	±0.1	
Experienced SH	100	±1	12	24	22	30	11	±8	3.0	±0.2	
Not Experienced SH	99	±1	4	9	22	36	29	±2	3.8	±0.1	
Deployed Past 12 Months	100	±1	5	11	24	33	26	±3	3.6	±0.1	
Not Deployed Past 12 Months	99	±1	4	9	21	36	29	±2	3.8	±0.1	
Army Enlisted	99	±1	7	11	25	34	23	±4	3.6	±0.1	
E1 – E4	99	±2	8	11	28	34	19	±5	3.5	±0.2	
Army Officers	99	±1	1	9	19	39	32	±6	3.9	±0.2	
Navy Enlisted	99	±1	4	12	23	34	27	±4	3.7	±0.1	
E1 – E4	100	±0	5	14	22	32	27	±7	3.6	±0.2	
Navy Officers	100	±1	3	5	13	40	38	±5	4.1	±0.1	
Marine Corps Enlisted	100	±1	4	8	25	33	29	±2	3.8	±0.1	
E1 – E4	100	±1	5	9	26	32	29	±3	3.7	±0.1	
Marine Corps Officers	99	±1	2	5	14	43	37	±3	4.1	±0.1	
Air Force Enlisted	100	±1	3	9	21	37	30	±3	3.8	±0.1	
E1 – E4	100	±1	3	9	23	36	28	±6	3.8	±0.1	
Air Force Officers	99	±1	1	6	15	35	43	±6	4.1	±0.2	

Note. Percent responding are active duty members who answered the question.

12. To what extent do you agree or disagree with the following statements about your work group?

f. The leaders in your work group are more interested in furthering their careers than in the well-being of their Service members.

1. Strongly disagree
4. Agree

2. Disagree
5. Strongly agree

3. Neither agree nor disagree

	Percent Responding		Percentages					Max ME	Average Agreement		
			1	2	3	4	5				
TOTAL	100	±1	18	28	25	15	14	±2	2.8	±0.1	
Army	100	±1	15	26	26	16	16	±3	2.9	±0.1	
Navy	99	±1	20	28	23	17	12	±3	2.7	±0.1	
Marine Corps	100	±1	18	28	27	15	12	±2	2.7	±0.1	
Air Force	100	±1	20	31	25	11	12	±3	2.6	±0.1	
Enlisted	100	±1	16	26	27	16	15	±2	2.9	±0.1	
E1 – E4	100	±1	14	25	29	16	16	±3	3.0	±0.1	
E1 – E3	100	±1	16	28	28	13	15	±3	2.8	±0.1	
E4	99	±1	12	22	29	20	18	±3	3.1	±0.1	
E5 – E9	100	±1	18	28	25	16	13	±2	2.8	±0.1	
E5 – E6	100	±1	15	27	26	18	15	±2	2.9	±0.1	
E7 – E9	100	±1	29	31	21	11	8	±3	2.4	±0.1	
Officers	100	±1	27	35	19	10	9	±3	2.4	±0.1	
O1 – O3	100	±1	23	35	21	10	10	±4	2.5	±0.1	
O4 – O6	100	±1	35	36	14	9	6	±4	2.1	±0.1	
Deployed Past 12 Months	100	±1	15	25	27	18	16	±3	2.9	±0.1	
Not Deployed Past 12 Months	100	±1	19	29	25	14	13	±2	2.7	±0.1	
Non-Hispanic White	100	±1	20	30	24	14	13	±2	2.7	±0.1	
Total Minority	99	±1	15	25	28	16	15	±2	2.9	±0.1	
Non-Hispanic Black	99	±1	15	26	31	15	14	±4	2.9	±0.1	
Hispanic	99	±1	16	26	25	17	16	±3	2.9	±0.1	
Experienced USC	100	±1	8	22	20	24	25	±9	3.4	±0.3	
Not Experienced USC	100	±1	18	28	25	15	14	±2	2.8	±0.1	
Experienced SH	100	±1	8	19	26	22	25	±5	3.4	±0.2	
Not Experienced SH	100	±1	19	29	25	14	13	±2	2.7	±0.1	
FEMALES	100	±1	16	28	27	16	13	±1	2.8	±0.1	
Army	100	±1	13	26	28	17	16	±2	3.0	±0.1	
Navy	100	±1	16	28	26	17	12	±2	2.8	±0.1	
Marine Corps	100	±1	14	28	31	16	11	±2	2.8	±0.1	
Air Force	100	±1	18	31	26	14	11	±2	2.7	±0.1	
Enlisted	100	±1	14	27	28	17	14	±2	2.9	±0.1	
E1 – E4	100	±1	13	26	29	17	15	±2	2.9	±0.1	
E5 – E9	100	±1	16	27	27	16	13	±2	2.8	±0.1	
Officers	100	±1	21	36	23	12	8	±2	2.5	±0.1	
O1 – O3	100	±1	17	37	23	13	9	±3	2.6	±0.1	
O4 – O6	100	±1	28	35	20	9	7	±4	2.3	±0.1	
Experienced USC	100	±1	9	21	26	20	25	±5	3.3	±0.2	
Not Experienced USC	100	±1	16	29	27	16	12	±2	2.8	±0.1	
Experienced SH	100	±1	9	22	26	20	23	±3	3.3	±0.1	
Not Experienced SH	100	±1	18	30	28	15	10	±2	2.7	±0.1	
Deployed Past 12 Months	100	±1	13	27	28	18	15	±3	3.0	±0.1	
Not Deployed Past 12 Months	100	±1	16	29	27	15	12	±2	2.8	±0.1	

Note. Percent responding are active duty members who answered the question.

12. To what extent do you agree or disagree with the following statements about your work group?

- f. The leaders in your work group are more interested in furthering their careers than in the well-being of their Service members.

	Percent Responding		Percentages					Max ME	Average Agreement		
			1	2	3	4	5				
Army Enlisted	100	±1	11	24	28	18	18	±3	3.1	±0.1	
E1 – E4	100	±1	11	23	29	18	18	±4	3.1	±0.1	
Army Officers	100	±1	18	32	27	14	9	±4	2.6	±0.1	
Navy Enlisted	100	±1	15	27	28	17	13	±3	2.9	±0.1	
E1 – E4	100	±1	15	25	29	17	13	±4	2.9	±0.1	
Navy Officers	100	±1	22	38	19	12	8	±4	2.5	±0.1	
Marine Corps Enlisted	100	±1	13	27	32	16	12	±2	2.9	±0.1	
E1 – E4	99	±1	12	27	33	16	12	±3	2.9	±0.1	
Marine Corps Officers	99	±1	22	41	21	11	5	±4	2.4	±0.1	
Air Force Enlisted	100	±1	17	29	28	14	11	±3	2.7	±0.1	
E1 – E4	100	±1	15	31	29	14	11	±3	2.8	±0.1	
Air Force Officers	100	±1	23	39	20	11	8	±4	2.4	±0.1	
MALES	100	±1	18	28	25	15	14	±2	2.8	±0.1	
Army	100	±1	16	26	26	16	16	±3	2.9	±0.1	
Navy	99	±1	20	28	23	17	12	±3	2.7	±0.1	
Marine Corps	100	±1	19	28	27	14	12	±2	2.7	±0.1	
Air Force	100	±1	21	31	25	11	13	±3	2.6	±0.1	
Enlisted	100	±1	16	26	26	16	15	±2	2.9	±0.1	
E1 – E4	100	±1	14	25	28	16	17	±3	3.0	±0.1	
E5 – E9	100	±1	19	28	24	16	13	±2	2.8	±0.1	
Officers	100	±1	28	35	18	9	9	±3	2.4	±0.1	
O1 – O3	100	±1	24	35	21	10	11	±4	2.5	±0.1	
O4 – O6	100	±1	36	36	13	9	6	±5	2.1	±0.1	
Experienced USC	100	±1	7	24	15	29	25	±17	3.4	±0.4	
Not Experienced USC	100	±1	19	28	25	15	14	±2	2.8	±0.1	
Experienced SH	100	±1	8	15	26	24	26	±8	3.5	±0.3	
Not Experienced SH	100	±1	19	28	25	14	13	±2	2.8	±0.1	
Deployed Past 12 Months	100	±1	15	24	27	18	16	±3	2.9	±0.1	
Not Deployed Past 12 Months	100	±1	20	30	24	13	13	±2	2.7	±0.1	
Army Enlisted	100	±1	14	24	27	17	18	±3	3.0	±0.1	
E1 – E4	100	±1	11	22	29	16	21	±5	3.1	±0.2	
Army Officers	100	±0	22	35	21	12	10	±6	2.5	±0.2	
Navy Enlisted	99	±1	18	26	24	19	13	±4	2.8	±0.1	
E1 – E4	99	±2	18	24	24	21	13	±6	2.9	±0.2	
Navy Officers	100	±1	34	35	16	8	7	±5	2.2	±0.2	
Marine Corps Enlisted	100	±1	17	27	28	15	13	±2	2.8	±0.1	
E1 – E4	100	±1	15	27	30	16	13	±3	2.9	±0.1	
Marine Corps Officers	100	±1	32	38	17	8	6	±3	2.2	±0.1	
Air Force Enlisted	100	±1	18	30	27	11	13	±3	2.7	±0.1	
E1 – E4	100	±1	16	31	29	10	14	±6	2.8	±0.2	
Air Force Officers	99	±1	32	34	15	8	11	±6	2.3	±0.2	

Note. Percent responding are active duty members who answered the question.

12. Leadership Satisfaction scale: Constructed from items Q12b-d, f. Leadership Satisfaction can be defined as members' satisfaction with his/her work group leadership's commitment to quality work, positive work environment, and Service member well-being.

	Percent Responding		Mean	Max ME	Leadership Satisfaction
TOTAL	96	±1	3.4	±0.1	
Army	96	±1	3.3	±0.1	
Navy	96	±2	3.4	±0.1	
Marine Corps	96	±1	3.5	±0.1	
Air Force	96	±1	3.5	±0.1	
Enlisted	96	±1	3.3	±0.1	
E1 – E4	96	±1	3.3	±0.1	
E1 – E3	96	±2	3.4	±0.1	
E4	96	±2	3.1	±0.1	
E5 – E9	96	±1	3.4	±0.1	
E5 – E6	96	±1	3.3	±0.1	
E7 – E9	96	±2	3.7	±0.1	
Officers	96	±1	3.7	±0.1	
O1 – O3	97	±2	3.6	±0.1	
O4 – O6	97	±2	3.9	±0.1	
Deployed Past 12 Months	96	±1	3.3	±0.1	
Not Deployed Past 12 Months	96	±1	3.5	±0.1	
Non-Hispanic White	96	±1	3.5	±0.1	
Total Minority	96	±1	3.3	±0.1	
Non-Hispanic Black	96	±2	3.3	±0.1	
Hispanic	95	±2	3.3	±0.1	
Experienced USC	98	±1	2.8	±0.2	
Not Experienced USC	96	±1	3.4	±0.1	
Experienced SH	96	±2	2.8	±0.1	
Not Experienced SH	96	±1	3.4	±0.1	
FEMALES	96	±1	3.3	±0.1	
Army	97	±1	3.1	±0.1	
Navy	96	±1	3.3	±0.1	
Marine Corps	96	±1	3.3	±0.1	
Air Force	96	±1	3.4	±0.1	
Enlisted	96	±1	3.2	±0.1	
E1 – E4	96	±1	3.2	±0.1	
E5 – E9	96	±1	3.3	±0.1	
Officers	97	±1	3.5	±0.1	
O1 – O3	97	±1	3.5	±0.1	
O4 – O6	96	±2	3.6	±0.1	
Experienced USC	96	±2	2.8	±0.2	
Not Experienced USC	96	±1	3.3	±0.1	
Experienced SH	97	±1	2.8	±0.1	
Not Experienced SH	96	±1	3.4	±0.1	
Deployed Past 12 Months	97	±1	3.2	±0.1	
Not Deployed Past 12 Months	96	±1	3.3	±0.1	

Note. Percent responding are active duty members who answered the question. The scale ranges from 1 to 5. Higher scores indicate higher degrees of satisfaction. The overall Cronbach's coefficient alpha = 0.81 (males = 0.80 and females = 0.82).

12. Leadership Satisfaction scale: Constructed from items Q12b-d, f. Leadership Satisfaction can be defined as members' satisfaction with his/her work group leadership's commitment to quality work, positive work environment, and Service member well-being.

	Percent Responding		Mean	Max ME	Leadership Satisfaction
Army Enlisted	96	±1	3.1	±0.1	
E1 – E4	97	±2	3.1	±0.1	
Army Officers	97	±2	3.4	±0.1	
Navy Enlisted	96	±1	3.3	±0.1	
E1 – E4	96	±2	3.2	±0.1	
Navy Officers	97	±2	3.6	±0.1	
Marine Corps Enlisted	95	±1	3.3	±0.1	
E1 – E4	95	±1	3.2	±0.1	
Marine Corps Officers	97	±2	3.6	±0.1	
Air Force Enlisted	96	±1	3.4	±0.1	
E1 – E4	95	±2	3.3	±0.1	
Air Force Officers	96	±2	3.6	±0.1	
MALES	96	±1	3.4	±0.1	
Army	96	±2	3.3	±0.1	
Navy	96	±2	3.5	±0.1	
Marine Corps	96	±1	3.5	±0.1	
Air Force	96	±1	3.5	±0.1	
Enlisted	96	±1	3.3	±0.1	
E1 – E4	96	±2	3.3	±0.1	
E5 – E9	96	±1	3.4	±0.1	
Officers	96	±2	3.8	±0.1	
O1 – O3	96	±2	3.7	±0.1	
O4 – O6	97	±2	3.9	±0.1	
Experienced USC	99	±1	2.8	±0.4	
Not Experienced USC	96	±1	3.4	±0.1	
Experienced SH	96	±4	2.7	±0.2	
Not Experienced SH	96	±1	3.4	±0.1	
Deployed Past 12 Months	96	±2	3.3	±0.1	
Not Deployed Past 12 Months	96	±1	3.5	±0.1	
Army Enlisted	96	±2	3.2	±0.1	
E1 – E4	96	±2	3.1	±0.2	
Army Officers	97	±3	3.6	±0.1	
Navy Enlisted	96	±2	3.4	±0.1	
E1 – E4	96	±3	3.3	±0.2	
Navy Officers	96	±2	3.9	±0.1	
Marine Corps Enlisted	96	±1	3.4	±0.1	
E1 – E4	97	±1	3.4	±0.1	
Marine Corps Officers	97	±1	3.9	±0.1	
Air Force Enlisted	95	±2	3.5	±0.1	
E1 – E4	95	±2	3.4	±0.1	
Air Force Officers	96	±3	3.8	±0.2	

Note. Percent responding are active duty members who answered the question. The scale ranges from 1 to 5. Higher scores indicate higher degrees of satisfaction. The overall Cronbach's coefficient alpha = 0.81 (males = 0.80 and females = 0.82).

12. Careerism scale: Constructed from Q12a-d, f. Careerism can be defined as the extent to which a member perceives that leaders put their personal interests above the organization's interests to further personal advancement.

	Percent Responding		Mean	Max ME	Careerism
TOTAL	96	±1	2.5	±0.1	
Army	96	±1	2.6	±0.1	
Navy	96	±2	2.4	±0.1	
Marine Corps	96	±1	2.4	±0.1	
Air Force	95	±1	2.3	±0.1	
Enlisted	96	±1	2.5	±0.1	
E1 – E4	95	±1	2.6	±0.1	
E1 – E3	95	±2	2.5	±0.1	
E4	96	±2	2.7	±0.1	
E5 – E9	96	±1	2.4	±0.1	
E5 – E6	96	±1	2.5	±0.1	
E7 – E9	96	±2	2.1	±0.1	
Officers	96	±1	2.1	±0.1	
O1 – O3	96	±2	2.2	±0.1	
O4 – O6	97	±2	2.0	±0.1	
Deployed Past 12 Months	96	±1	2.6	±0.1	
Not Deployed Past 12 Months	96	±1	2.4	±0.1	
Non-Hispanic White	96	±1	2.4	±0.1	
Total Minority	95	±1	2.6	±0.1	
Non-Hispanic Black	96	±2	2.6	±0.1	
Hispanic	95	±2	2.5	±0.1	
Experienced USC	98	±1	3.1	±0.2	
Not Experienced USC	96	±1	2.4	±0.1	
Experienced SH	96	±2	3.1	±0.1	
Not Experienced SH	96	±1	2.4	±0.1	
FEMALES	96	±1	2.6	±0.1	
Army	96	±1	2.7	±0.1	
Navy	96	±1	2.6	±0.1	
Marine Corps	95	±1	2.6	±0.1	
Air Force	96	±1	2.5	±0.1	
Enlisted	96	±1	2.6	±0.1	
E1 – E4	96	±1	2.7	±0.1	
E5 – E9	96	±1	2.6	±0.1	
Officers	96	±1	2.4	±0.1	
O1 – O3	97	±1	2.4	±0.1	
O4 – O6	95	±2	2.3	±0.1	
Experienced USC	96	±2	3.1	±0.2	
Not Experienced USC	96	±1	2.6	±0.1	
Experienced SH	96	±1	3.0	±0.1	
Not Experienced SH	96	±1	2.5	±0.1	
Deployed Past 12 Months	97	±1	2.7	±0.1	
Not Deployed Past 12 Months	96	±1	2.5	±0.1	

Note. Percent responding are active duty members who answered the question. The scale ranges from 1 to 5. Higher scores indicate members more strongly agreed their leaders exhibit careerism. The overall Cronbach's coefficient alpha = 0.83 (males = 0.82 and females = 0.85).

12. Careerism scale: Constructed from Q12a-d, f. Careerism can be defined as the extent to which a member perceives that leaders put their personal interests above the organization's interests to further personal advancement.

	Percent Responding		Mean	Max ME	Careerism
Army Enlisted	96	±1	2.8	±0.1	
E1 – E4	96	±2	2.8	±0.1	
Army Officers	96	±2	2.5	±0.1	
Navy Enlisted	96	±2	2.6	±0.1	
E1 – E4	95	±2	2.6	±0.1	
Navy Officers	97	±2	2.3	±0.1	
Marine Corps Enlisted	95	±1	2.6	±0.1	
E1 – E4	95	±1	2.6	±0.1	
Marine Corps Officers	97	±2	2.3	±0.1	
Air Force Enlisted	96	±1	2.5	±0.1	
E1 – E4	95	±2	2.5	±0.1	
Air Force Officers	96	±2	2.3	±0.1	
MALES	96	±1	2.4	±0.1	
Army	96	±2	2.5	±0.1	
Navy	96	±2	2.4	±0.1	
Marine Corps	96	±1	2.4	±0.1	
Air Force	95	±2	2.3	±0.1	
Enlisted	96	±1	2.5	±0.1	
E1 – E4	95	±2	2.6	±0.1	
E5 – E9	96	±1	2.4	±0.1	
Officers	96	±2	2.1	±0.1	
O1 – O3	96	±2	2.2	±0.1	
O4 – O6	97	±2	2.0	±0.1	
Experienced USC	99	±2	3.1	±0.3	
Not Experienced USC	96	±1	2.4	±0.1	
Experienced SH	96	±4	3.2	±0.2	
Not Experienced SH	96	±1	2.4	±0.1	
Deployed Past 12 Months	95	±2	2.6	±0.1	
Not Deployed Past 12 Months	96	±1	2.4	±0.1	
Army Enlisted	96	±2	2.6	±0.1	
E1 – E4	95	±3	2.7	±0.1	
Army Officers	97	±3	2.2	±0.1	
Navy Enlisted	96	±2	2.5	±0.1	
E1 – E4	96	±3	2.5	±0.2	
Navy Officers	96	±2	2.0	±0.1	
Marine Corps Enlisted	96	±1	2.4	±0.1	
E1 – E4	96	±1	2.5	±0.1	
Marine Corps Officers	97	±2	2.0	±0.1	
Air Force Enlisted	95	±2	2.4	±0.1	
E1 – E4	95	±2	2.4	±0.1	
Air Force Officers	96	±3	2.0	±0.1	

Note. Percent responding are active duty members who answered the question. The scale ranges from 1 to 5. Higher scores indicate members more strongly agreed their leaders exhibit careerism. The overall Cronbach's coefficient alpha = 0.83 (males = 0.82 and females = 0.85).

13. How much do you agree or disagree with the following statements about the people in your work group?

a. There is very little conflict among your coworkers.

1. Strongly disagree
 2. Disagree
 3. Neither agree nor disagree
 4. Agree
 5. Strongly agree

	Percent Responding		Percentages					Max ME	Average Agreement		
			1	2	3	4	5				
TOTAL	100	±1	3	11	19	44	23	±2	3.7	±0.1	
Army	100	±1	3	13	20	42	21	±3	3.7	±0.1	
Navy	100	±1	3	14	18	44	22	±3	3.7	±0.1	
Marine Corps	100	±1	2	9	21	44	25	±2	3.8	±0.1	
Air Force	100	±1	2	7	18	47	27	±3	3.9	±0.1	
Enlisted	100	±1	3	12	20	42	22	±2	3.7	±0.1	
E1 – E4	100	±1	3	13	23	39	21	±3	3.6	±0.1	
E1 – E3	100	±1	2	12	24	37	24	±4	3.7	±0.1	
E4	100	±1	4	14	23	41	17	±4	3.5	±0.1	
E5 – E9	100	±1	3	11	17	46	24	±2	3.8	±0.1	
E5 – E6	100	±1	3	12	18	45	22	±2	3.7	±0.1	
E7 – E9	99	±1	1	7	15	49	28	±4	4.0	±0.1	
Officers	100	±1	1	7	14	50	28	±3	4.0	±0.1	
O1 – O3	100	±1	1	8	15	50	25	±4	3.9	±0.1	
O4 – O6	100	±1	1	6	14	49	30	±4	4.0	±0.1	
Deployed Past 12 Months	100	±1	3	12	20	43	21	±3	3.7	±0.1	
Not Deployed Past 12 Months	100	±1	2	11	19	44	24	±2	3.8	±0.1	
Non-Hispanic White	100	±1	2	10	19	44	25	±2	3.8	±0.1	
Total Minority	100	±1	3	12	20	43	21	±2	3.7	±0.1	
Non-Hispanic Black	100	±1	4	13	20	43	20	±4	3.6	±0.1	
Hispanic	100	±1	4	11	19	45	22	±4	3.7	±0.1	
Experienced USC	100	±1	13	26	17	35	10	±9	3.0	±0.2	
Not Experienced USC	100	±1	2	11	19	44	24	±2	3.8	±0.1	
Experienced SH	100	±1	10	24	23	36	7	±5	3.1	±0.1	
Not Experienced SH	100	±1	2	10	19	44	24	±2	3.8	±0.1	
FEMALES	100	±1	5	15	21	42	16	±2	3.5	±0.1	
Army	100	±1	7	16	22	41	15	±3	3.4	±0.1	
Navy	100	±1	5	17	21	43	15	±3	3.5	±0.1	
Marine Corps	100	±1	4	14	24	42	16	±2	3.5	±0.1	
Air Force	99	±1	4	13	19	44	20	±2	3.6	±0.1	
Enlisted	100	±1	6	16	22	41	16	±2	3.5	±0.1	
E1 – E4	100	±1	6	17	23	39	15	±2	3.4	±0.1	
E5 – E9	100	±1	6	15	19	43	17	±2	3.5	±0.1	
Officers	100	±1	3	12	18	49	18	±3	3.7	±0.1	
O1 – O3	100	±1	3	13	18	51	16	±3	3.6	±0.1	
O4 – O6	100	±1	1	11	18	47	23	±4	3.8	±0.1	
Experienced USC	100	±1	10	25	25	28	11	±5	3.1	±0.2	
Not Experienced USC	100	±1	5	15	21	43	17	±2	3.5	±0.1	
Experienced SH	100	±1	10	24	23	35	9	±3	3.1	±0.1	
Not Experienced SH	100	±1	4	13	20	45	19	±2	3.6	±0.1	
Deployed Past 12 Months	100	±1	7	17	22	41	13	±3	3.4	±0.1	
Not Deployed Past 12 Months	100	±1	5	15	20	43	17	±2	3.5	±0.1	

Note. Percent responding are active duty members who answered the question.

13. How much do you agree or disagree with the following statements about the people in your work group?












































a. There is very little conflict among your coworkers.

	Percent Responding		Percentages					Max ME	Average Agreement		
			1	2	3	4	5				
Army Enlisted	100	±1	8	17	22	39	14	±3	3.3	±0.1	
E1 – E4	100	±1	8	18	23	37	14	±4	3.3	±0.1	
Army Officers	100	±1	3	13	20	47	17	±4	3.6	±0.1	
Navy Enlisted	100	±1	5	18	21	42	14	±3	3.4	±0.1	
E1 – E4	100	±1	5	19	21	40	14	±4	3.4	±0.1	
Navy Officers	100	±1	2	13	19	49	17	±4	3.6	±0.1	
Marine Corps Enlisted	100	±1	4	15	25	41	15	±2	3.5	±0.1	
E1 – E4	100	±0	4	15	26	40	14	±3	3.4	±0.1	
Marine Corps Officers	100	±1	1	11	14	53	20	±4	3.8	±0.1	
Air Force Enlisted	99	±1	4	13	20	43	20	±3	3.6	±0.1	
E1 – E4	99	±1	4	13	25	41	17	±4	3.6	±0.1	
Air Force Officers	99	±1	3	11	14	51	21	±6	3.8	±0.2	
MALES	100	±1	2	11	19	44	24	±2	3.8	±0.1	
Army	100	±1	3	12	20	42	22	±3	3.7	±0.1	
Navy	100	±1	2	13	18	44	24	±4	3.7	±0.1	
Marine Corps	100	±1	2	8	20	44	25	±2	3.8	±0.1	
Air Force	100	±1	1	6	17	47	28	±3	3.9	±0.1	
Enlisted	100	±1	2	11	20	43	23	±2	3.7	±0.1	
E1 – E4	100	±1	3	13	23	39	22	±3	3.7	±0.1	
E5 – E9	100	±1	2	10	17	46	25	±2	3.8	±0.1	
Officers	100	±1	1	6	14	50	30	±3	4.0	±0.1	
O1 – O3	100	±1	1	7	14	50	28	±4	4.0	±0.1	
O4 – O6	100	±1	1	5	13	50	31	±5	4.1	±0.1	
Experienced USC	100	±0	15	27	10	41	8	±16	3.0	±0.4	
Not Experienced USC	100	±1	2	10	19	44	25	±2	3.8	±0.1	
Experienced SH	100	±1	9	25	23	37	6	±9	3.1	±0.2	
Not Experienced SH	100	±1	2	10	19	44	25	±2	3.8	±0.1	
Deployed Past 12 Months	100	±1	3	12	20	43	22	±3	3.7	±0.1	
Not Deployed Past 12 Months	100	±1	2	10	19	44	26	±2	3.8	±0.1	
Army Enlisted	100	±1	3	14	21	41	22	±4	3.6	±0.1	
E1 – E4	100	±0	3	15	25	37	20	±5	3.6	±0.2	
Army Officers	100	±1	1	7	16	50	26	±6	3.9	±0.1	
Navy Enlisted	100	±1	2	14	19	42	23	±4	3.7	±0.1	
E1 – E4	100	±0	2	17	21	39	21	±7	3.6	±0.2	
Navy Officers	100	±1	1	7	12	50	30	±5	4.0	±0.1	
Marine Corps Enlisted	100	±1	2	9	22	43	25	±2	3.8	±0.1	
E1 – E4	100	±1	2	9	24	42	23	±3	3.7	±0.1	
Marine Corps Officers	100	±1	1	5	10	53	31	±3	4.1	±0.1	
Air Force Enlisted	100	±1	2	7	19	47	27	±3	3.9	±0.1	
E1 – E4	100	±1	2	8	23	41	27	±5	3.8	±0.2	
Air Force Officers	100	±0	1	4	12	49	34	±6	4.1	±0.1	

Note. Percent responding are active duty members who answered the question.

13. How much do you agree or disagree with the following statements about the people in your work group?**b. Your coworkers put in the effort required for their jobs.**1. Strongly disagree
4. Agree2. Disagree
5. Strongly agree

3. Neither agree nor disagree

	Percent Responding		Percentages					Max ME	Average Agreement		
			1	2	3	4	5				
TOTAL	100	±1	2	7	15	49	27	±2	3.9	±0.1	
Army	100	±1	2	8	16	49	25	±3	3.9	±0.1	
Navy	100	±1	2	7	15	49	27	±3	3.9	±0.1	
Marine Corps	100	±1	1	6	16	47	29	±2	4.0	±0.1	
Air Force	100	±1	1	5	12	50	32	±3	4.1	±0.1	
Enlisted	100	±1	2	7	16	48	26	±2	3.9	±0.1	
E1 – E4	100	±1	3	7	19	47	24	±3	3.8	±0.1	
E1 – E3	100	±1	2	5	17	47	28	±4	3.9	±0.1	
E4	100	±1	3	10	21	46	20	±4	3.7	±0.1	
E5 – E9	99	±1	1	7	13	50	28	±2	4.0	±0.1	
E5 – E6	99	±1	2	8	14	49	26	±3	3.9	±0.1	
E7 – E9	100	±1	1	4	9	52	34	±4	4.2	±0.1	
Officers	99	±1	1	3	9	53	34	±3	4.2	±0.1	
O1 – O3	99	±1	1	4	9	54	32	±4	4.1	±0.1	
O4 – O6	99	±1	1	2	9	52	36	±4	4.2	±0.1	
Deployed Past 12 Months	100	±1	2	8	17	47	26	±3	3.9	±0.1	
Not Deployed Past 12 Months	100	±1	2	6	14	50	28	±2	4.0	±0.1	
Non-Hispanic White	100	±1	2	7	14	49	28	±2	4.0	±0.1	
Total Minority	99	±1	2	7	17	49	26	±2	3.9	±0.1	
Non-Hispanic Black	99	±1	2	7	14	52	26	±4	3.9	±0.1	
Hispanic	100	±1	2	6	17	48	27	±4	3.9	±0.1	
Experienced USC	99	±3	8	18	22	40	11	±9	3.3	±0.2	
Not Experienced USC	100	±1	2	6	15	49	28	±2	3.9	±0.1	
Experienced SH	99	±2	7	14	23	47	10	±5	3.4	±0.1	
Not Experienced SH	100	±1	2	6	14	49	29	±2	4.0	±0.1	
FEMALES	99	±1	3	10	18	49	20	±2	3.7	±0.1	
Army	99	±1	3	11	19	50	17	±3	3.7	±0.1	
Navy	99	±1	3	11	18	49	19	±3	3.7	±0.1	
Marine Corps	99	±1	2	9	20	48	20	±2	3.7	±0.1	
Air Force	99	±1	2	10	16	48	24	±2	3.8	±0.1	
Enlisted	99	±1	3	11	19	48	19	±2	3.7	±0.1	
E1 – E4	99	±1	4	12	22	45	18	±2	3.6	±0.1	
E5 – E9	99	±1	3	10	16	50	21	±2	3.8	±0.1	
Officers	100	±1	1	7	12	55	25	±2	4.0	±0.1	
O1 – O3	100	±1	2	6	12	58	22	±3	3.9	±0.1	
O4 – O6	99	±1	1	6	12	51	31	±4	4.1	±0.1	
Experienced USC	100	±1	6	16	26	37	14	±5	3.4	±0.2	
Not Experienced USC	99	±1	3	10	17	50	20	±2	3.8	±0.1	
Experienced SH	100	±1	6	17	23	42	11	±3	3.3	±0.1	
Not Experienced SH	99	±1	2	8	16	51	23	±2	3.8	±0.1	
Deployed Past 12 Months	100	±1	3	12	19	49	17	±3	3.6	±0.1	
Not Deployed Past 12 Months	99	±1	3	10	17	49	21	±2	3.8	±0.1	

Note. Percent responding are active duty members who answered the question.

13. How much do you agree or disagree with the following statements about the people in your work group?
b. Your coworkers put in the effort required for their jobs.

	Percent Responding		Percentages					Max ME	Average Agreement		
			1	2	3	4	5				
Army Enlisted	99	±1	4	11	20	48	17	±3	3.6	±0.1	
E1 – E4	99	±1	5	12	22	45	16	±4	3.6	±0.1	
Army Officers	100	±1	1	8	14	56	21	±4	3.9	±0.1	
Navy Enlisted	99	±1	3	12	19	48	18	±3	3.7	±0.1	
E1 – E4	99	±1	4	12	21	46	16	±4	3.6	±0.1	
Navy Officers	100	±1	1	5	12	58	23	±4	4.0	±0.1	
Marine Corps Enlisted	99	±1	2	10	22	48	19	±2	3.7	±0.1	
E1 – E4	99	±1	2	10	23	47	17	±3	3.7	±0.1	
Marine Corps Officers	99	±1	1	6	9	56	29	±4	4.1	±0.1	
Air Force Enlisted	99	±1	3	10	18	47	23	±3	3.8	±0.1	
E1 – E4	99	±1	2	10	21	44	22	±4	3.7	±0.1	
Air Force Officers	99	±1	1	6	9	53	31	±4	4.1	±0.1	
MALES	100	±1	2	6	14	49	29	±2	4.0	±0.1	
Army	100	±1	2	7	16	49	26	±3	3.9	±0.1	
Navy	100	±1	2	6	14	49	28	±4	4.0	±0.1	
Marine Corps	100	±1	1	6	16	47	30	±2	4.0	±0.1	
Air Force	100	±1	1	4	11	51	33	±3	4.1	±0.1	
Enlisted	100	±1	2	7	16	48	27	±2	3.9	±0.1	
E1 – E4	100	±1	3	7	18	47	25	±3	3.9	±0.1	
E5 – E9	99	±1	1	7	13	50	29	±2	4.0	±0.1	
Officers	99	±1	1	3	9	53	35	±3	4.2	±0.1	
O1 – O3	99	±1	1	3	8	53	34	±4	4.2	±0.1	
O4 – O6	99	±1	0	2	8	52	37	±5	4.2	±0.1	
Experienced USC	98	±5	10	20	18	43	9	±17	3.2	±0.4	
Not Experienced USC	100	±1	2	6	14	49	29	±2	4.0	±0.1	
Experienced SH	98	±3	7	10	23	52	8	±9	3.4	±0.2	
Not Experienced SH	100	±1	2	6	14	49	29	±2	4.0	±0.1	
Deployed Past 12 Months	100	±1	2	7	17	47	27	±3	3.9	±0.1	
Not Deployed Past 12 Months	100	±1	2	6	13	50	29	±2	4.0	±0.1	
Army Enlisted	100	±1	3	8	17	47	24	±4	3.8	±0.1	
E1 – E4	100	±1	4	9	20	46	22	±5	3.7	±0.1	
Army Officers	99	±1	1	3	10	55	32	±6	4.1	±0.1	
Navy Enlisted	100	±1	2	7	15	48	27	±4	3.9	±0.1	
E1 – E4	100	±1	3	7	17	47	26	±7	3.9	±0.2	
Navy Officers	99	±1	2	3	9	53	33	±5	4.1	±0.1	
Marine Corps Enlisted	100	±1	1	6	17	47	29	±2	4.0	±0.1	
E1 – E4	99	±1	1	6	19	46	27	±3	3.9	±0.1	
Marine Corps Officers	100	±1	1	2	7	54	37	±3	4.2	±0.1	
Air Force Enlisted	100	±1	1	5	12	51	31	±3	4.1	±0.1	
E1 – E4	100	±1	1	3	15	50	31	±5	4.1	±0.1	
Air Force Officers	99	±2	0	2	7	49	42	±6	4.3	±0.1	

Note. Percent responding are active duty members who answered the question.

13. How much do you agree or disagree with the following statements about the people in your work group?**c. The people in your work group tend to get along.**1. Strongly disagree
4. Agree2. Disagree
5. Strongly agree

3. Neither agree nor disagree

	Percent Responding		Percentages					Max ME	Average Agreement		
			1	2	3	4	5				
TOTAL	99	±1	1	4	14	53	28	±2	4.0	±0.1	
Army	99	±1	1	5	16	52	26	±3	4.0	±0.1	
Navy	100	±1	1	5	15	52	26	±3	4.0	±0.1	
Marine Corps	99	±1	1	3	15	52	29	±2	4.1	±0.1	
Air Force	100	±1	1	3	10	54	32	±3	4.1	±0.1	
Enlisted	99	±1	1	5	16	52	27	±2	4.0	±0.1	
E1 – E4	99	±1	2	5	18	50	25	±3	3.9	±0.1	
E1 – E3	99	±1	1	4	17	49	28	±4	4.0	±0.1	
E4	99	±1	2	6	18	52	23	±4	3.9	±0.1	
E5 – E9	99	±1	1	4	14	53	28	±2	4.0	±0.1	
E5 – E6	100	±1	1	5	15	53	26	±3	4.0	±0.1	
E7 – E9	99	±1	0	2	9	55	34	±4	4.2	±0.1	
Officers	100	±1	0	2	7	57	34	±3	4.2	±0.1	
O1 – O3	100	±1	1	2	8	57	32	±4	4.2	±0.1	
O4 – O6	100	±1	0	2	5	57	36	±4	4.3	±0.1	
Deployed Past 12 Months	99	±1	2	4	16	51	26	±3	4.0	±0.1	
Not Deployed Past 12 Months	99	±1	1	4	13	53	29	±2	4.0	±0.1	
Non-Hispanic White	99	±1	1	4	13	53	30	±2	4.1	±0.1	
Total Minority	99	±1	1	5	17	52	25	±2	3.9	±0.1	
Non-Hispanic Black	99	±1	2	5	17	53	23	±4	3.9	±0.1	
Hispanic	99	±1	1	5	15	52	26	±4	4.0	±0.1	
Experienced USC	100	±1	6	11	31	38	15	±9	3.4	±0.2	
Not Experienced USC	99	±1	1	4	14	53	28	±2	4.0	±0.1	
Experienced SH	100	±1	4	12	23	50	10	±5	3.5	±0.1	
Not Experienced SH	99	±1	1	4	14	53	29	±2	4.1	±0.1	
FEMALES	99	±1	2	7	17	54	20	±2	3.8	±0.1	
Army	99	±1	3	8	18	53	18	±3	3.7	±0.1	
Navy	99	±1	2	8	17	54	18	±3	3.8	±0.1	
Marine Corps	100	±1	2	6	21	52	19	±2	3.8	±0.1	
Air Force	99	±1	2	6	15	54	23	±2	3.9	±0.1	
Enlisted	99	±1	3	8	18	52	19	±2	3.8	±0.1	
E1 – E4	99	±1	3	9	20	51	17	±2	3.7	±0.1	
E5 – E9	99	±1	3	7	17	54	20	±2	3.8	±0.1	
Officers	99	±1	1	5	12	59	24	±2	4.0	±0.1	
O1 – O3	99	±1	1	5	12	61	22	±3	4.0	±0.1	
O4 – O6	100	±1	1	3	11	57	28	±4	4.1	±0.1	
Experienced USC	100	±1	5	12	27	43	13	±6	3.5	±0.2	
Not Experienced USC	99	±1	2	7	17	54	20	±2	3.8	±0.1	
Experienced SH	100	±1	5	13	23	49	11	±3	3.5	±0.1	
Not Experienced SH	99	±1	2	6	15	55	22	±2	3.9	±0.1	
Deployed Past 12 Months	99	±1	3	8	20	53	17	±3	3.7	±0.1	
Not Deployed Past 12 Months	99	±1	2	7	16	54	21	±2	3.8	±0.1	

Note. Percent responding are active duty members who answered the question.

13. How much do you agree or disagree with the following statements about the people in your work group?
c. The people in your work group tend to get along.

	Percent Responding		Percentages					Max ME	Average Agreement		
			1	2	3	4	5				
Army Enlisted	99	±1	4	9	20	51	16	±3	3.7	±0.1	
E1 – E4	100	±1	4	10	21	50	16	±4	3.6	±0.1	
Army Officers	99	±1	1	6	13	58	22	±4	3.9	±0.1	
Navy Enlisted	99	±1	3	9	18	53	18	±3	3.7	±0.1	
E1 – E4	99	±1	3	10	18	52	17	±4	3.7	±0.1	
Navy Officers	100	±1	1	4	12	61	22	±4	4.0	±0.1	
Marine Corps Enlisted	100	±1	2	7	22	52	18	±2	3.8	±0.1	
E1 – E4	100	±1	2	7	24	51	16	±3	3.7	±0.1	
Marine Corps Officers	99	±1	0	3	11	60	26	±4	4.1	±0.1	
Air Force Enlisted	99	±1	2	7	16	53	22	±3	3.9	±0.1	
E1 – E4	99	±1	2	6	19	53	21	±4	3.8	±0.1	
Air Force Officers	99	±1	1	4	10	57	28	±4	4.1	±0.1	
MALES	99	±1	1	4	14	52	29	±2	4.1	±0.1	
Army	99	±1	1	4	16	52	27	±3	4.0	±0.1	
Navy	100	±1	0	5	15	52	28	±4	4.0	±0.1	
Marine Corps	99	±1	1	3	14	52	30	±2	4.1	±0.1	
Air Force	100	±1	0	2	9	54	34	±3	4.2	±0.1	
Enlisted	99	±1	1	4	16	52	28	±2	4.0	±0.1	
E1 – E4	99	±1	1	4	17	50	27	±3	4.0	±0.1	
E5 – E9	99	±1	0	4	13	53	29	±2	4.1	±0.1	
Officers	100	±1	0	2	6	56	36	±3	4.3	±0.1	
O1 – O3	100	±1	1	2	7	56	34	±4	4.2	±0.1	
O4 – O6	100	±1	0	2	4	57	37	±5	4.3	±0.1	
Experienced USC	100	±0	6	10	35	34	16	±16	3.4	±0.4	
Not Experienced USC	99	±1	1	4	14	53	29	±2	4.1	±0.1	
Experienced SH	100	±1	3	12	22	52	10	±9	3.5	±0.2	
Not Experienced SH	99	±1	1	3	14	52	30	±2	4.1	±0.1	
Deployed Past 12 Months	99	±1	1	4	16	51	27	±3	4.0	±0.1	
Not Deployed Past 12 Months	100	±1	0	3	13	53	30	±2	4.1	±0.1	
Army Enlisted	99	±1	1	5	18	50	26	±4	4.0	±0.1	
E1 – E4	100	±1	2	5	19	49	26	±5	3.9	±0.1	
Army Officers	100	±1	1	2	6	60	32	±6	4.2	±0.1	
Navy Enlisted	100	±1	0	5	17	51	27	±4	4.0	±0.1	
E1 – E4	99	±2	1	6	22	46	25	±7	3.9	±0.2	
Navy Officers	100	±1	0	3	7	57	33	±5	4.2	±0.1	
Marine Corps Enlisted	99	±1	1	3	15	52	29	±2	4.0	±0.1	
E1 – E4	100	±1	1	3	16	52	27	±3	4.0	±0.1	
Marine Corps Officers	100	±1	0	1	6	55	37	±3	4.3	±0.1	
Air Force Enlisted	100	±1	0	3	11	55	31	±3	4.1	±0.1	
E1 – E4	99	±1	0	3	10	56	30	±5	4.1	±0.1	
Air Force Officers	100	±0	0	1	4	51	43	±6	4.4	±0.1	

Note. Percent responding are active duty members who answered the question.

13. How much do you agree or disagree with the following statements about the people in your work group?

d. The people in your work group are willing to help each other.

- 1. Strongly disagree
- 2. Disagree
- 3. Neither agree nor disagree
- 4. Agree
- 5. Strongly agree

	Percent Responding		Percentages					Max ME	Average Agreement		
			1	2	3	4	5				
TOTAL	100	±1	1	5	15	49	30	±2	4.0	±0.1	
Army	100	±1	2	6	17	48	27	±3	3.9	±0.1	
Navy	99	±1	1	5	14	50	30	±3	4.0	±0.1	
Marine Corps	100	±1	1	3	14	48	33	±2	4.1	±0.1	
Air Force	100	±1	1	3	11	50	35	±3	4.1	±0.1	
Enlisted	100	±1	1	5	16	48	29	±2	4.0	±0.1	
E1 – E4	100	±1	2	6	19	46	28	±3	3.9	±0.1	
E1 – E3	100	±1	1	5	17	45	32	±4	4.0	±0.1	
E4	100	±1	2	7	20	47	24	±4	3.8	±0.1	
E5 – E9	100	±1	1	5	14	51	30	±2	4.0	±0.1	
E5 – E6	100	±1	1	6	15	50	28	±3	4.0	±0.1	
E7 – E9	100	±1	1	3	8	52	36	±4	4.2	±0.1	
Officers	99	±1	0	2	8	52	37	±3	4.2	±0.1	
O1 – O3	99	±1	1	2	9	53	36	±4	4.2	±0.1	
O4 – O6	100	±1	0	3	6	53	39	±4	4.3	±0.1	
Deployed Past 12 Months	100	±1	2	5	17	48	29	±3	4.0	±0.1	
Not Deployed Past 12 Months	100	±1	1	5	14	49	31	±2	4.0	±0.1	
Non-Hispanic White	100	±1	1	4	13	49	32	±2	4.1	±0.1	
Total Minority	100	±1	1	6	18	48	27	±2	3.9	±0.1	
Non-Hispanic Black	100	±1	2	6	18	49	26	±4	3.9	±0.1	
Hispanic	100	±1	1	6	17	46	30	±4	4.0	±0.1	
Experienced USC	100	±1	7	16	19	40	18	±9	3.5	±0.3	
Not Experienced USC	100	±1	1	5	15	49	31	±2	4.0	±0.1	
Experienced SH	100	±1	5	14	25	43	12	±5	3.4	±0.1	
Not Experienced SH	100	±1	1	4	14	49	32	±2	4.1	±0.1	
FEMALES	99	±1	3	8	19	49	22	±2	3.8	±0.1	
Army	99	±1	3	9	20	49	19	±3	3.7	±0.1	
Navy	99	±1	2	7	20	50	21	±3	3.8	±0.1	
Marine Corps	99	±1	2	7	20	50	21	±2	3.8	±0.1	
Air Force	100	±1	2	6	17	49	27	±2	3.9	±0.1	
Enlisted	99	±1	3	8	20	48	21	±2	3.8	±0.1	
E1 – E4	99	±1	3	9	22	46	20	±2	3.7	±0.1	
E5 – E9	100	±1	2	8	18	49	22	±2	3.8	±0.1	
Officers	100	±1	1	4	12	55	27	±3	4.0	±0.1	
O1 – O3	100	±1	1	4	13	57	26	±3	4.0	±0.1	
O4 – O6	100	±1	1	4	11	52	32	±4	4.1	±0.1	
Experienced USC	99	±1	6	18	23	38	15	±5	3.4	±0.2	
Not Experienced USC	99	±1	2	7	19	50	23	±2	3.8	±0.1	
Experienced SH	99	±1	6	14	26	43	12	±3	3.4	±0.1	
Not Experienced SH	99	±1	2	6	17	51	25	±2	3.9	±0.1	
Deployed Past 12 Months	100	±1	3	10	20	49	18	±3	3.7	±0.1	
Not Deployed Past 12 Months	99	±1	2	7	18	49	23	±2	3.8	±0.1	

Note. Percent responding are active duty members who answered the question.

13. How much do you agree or disagree with the following statements about the people in your work group?
d. The people in your work group are willing to help each other.

	Percent Responding		Percentages					Max ME	Average Agreement		
			1	2	3	4	5				
Army Enlisted	99	±1	4	10	21	47	18	±3	3.6	±0.1	
E1 – E4	99	±1	4	11	22	46	17	±4	3.6	±0.1	
Army Officers	100	±1	1	5	15	54	24	±4	4.0	±0.1	
Navy Enlisted	99	±1	3	8	21	48	20	±3	3.8	±0.1	
E1 – E4	99	±1	3	8	23	47	20	±4	3.7	±0.1	
Navy Officers	100	±1	1	4	11	58	26	±4	4.0	±0.1	
Marine Corps Enlisted	99	±1	2	8	21	49	20	±2	3.8	±0.1	
E1 – E4	99	±1	2	8	22	49	19	±3	3.7	±0.1	
Marine Corps Officers	99	±1	1	4	12	55	29	±4	4.1	±0.1	
Air Force Enlisted	99	±1	2	6	18	47	25	±3	3.9	±0.1	
E1 – E4	99	±1	2	7	22	46	23	±4	3.8	±0.1	
Air Force Officers	100	±1	1	4	10	53	32	±4	4.1	±0.1	
MALES	100	±1	1	4	14	49	32	±2	4.1	±0.1	
Army	100	±1	1	6	17	47	29	±3	4.0	±0.1	
Navy	99	±1	1	4	13	50	31	±4	4.1	±0.1	
Marine Corps	100	±1	1	3	14	48	34	±2	4.1	±0.1	
Air Force	100	±1	0	3	10	50	36	±3	4.2	±0.1	
Enlisted	100	±1	1	5	16	48	30	±2	4.0	±0.1	
E1 – E4	100	±1	2	5	18	46	30	±3	4.0	±0.1	
E5 – E9	100	±1	1	5	13	51	31	±2	4.1	±0.1	
Officers	99	±1	0	2	7	52	39	±3	4.3	±0.1	
O1 – O3	99	±1	0	2	8	52	38	±4	4.2	±0.1	
O4 – O6	100	±1	0	3	5	53	40	±5	4.3	±0.1	
Experienced USC	100	±0	9	14	16	41	21	±16	3.5	±0.4	
Not Experienced USC	100	±1	1	4	14	49	32	±2	4.1	±0.1	
Experienced SH	100	±1	5	15	25	44	12	±9	3.4	±0.2	
Not Experienced SH	100	±1	1	4	14	49	33	±2	4.1	±0.1	
Deployed Past 12 Months	100	±1	2	5	16	47	30	±3	4.0	±0.1	
Not Deployed Past 12 Months	100	±1	1	4	13	49	33	±2	4.1	±0.1	
Army Enlisted	100	±1	2	6	19	45	28	±4	3.9	±0.1	
E1 – E4	100	±1	2	7	22	42	27	±5	3.8	±0.1	
Army Officers	99	±2	0	2	7	57	34	±6	4.2	±0.1	
Navy Enlisted	99	±1	1	5	14	50	30	±4	4.0	±0.1	
E1 – E4	99	±1	1	5	17	47	30	±7	4.0	±0.2	
Navy Officers	100	±1	0	3	8	52	37	±5	4.2	±0.1	
Marine Corps Enlisted	100	±1	1	3	15	48	33	±2	4.1	±0.1	
E1 – E4	100	±1	1	3	16	48	31	±3	4.0	±0.1	
Marine Corps Officers	100	±1	1	1	5	50	42	±3	4.3	±0.1	
Air Force Enlisted	100	±1	1	3	11	51	34	±3	4.1	±0.1	
E1 – E4	100	±1	1	3	12	50	34	±5	4.1	±0.1	
Air Force Officers	99	±1	0	1	6	45	48	±6	4.4	±0.1	

Note. Percent responding are active duty members who answered the question.

13. How much do you agree or disagree with the following statements about the people in your work group?

e. You are satisfied with the relationships you have with your coworkers.

1. Strongly disagree 2. Disagree 3. Neither agree nor disagree
 4. Agree 5. Strongly agree

	Percent Responding		Percentages					Max ME	Average Agreement		
			1	2	3	4	5				
TOTAL	100	±1	2	5	16	46	31	±2	4.0	±0.1	
Army	100	±1	2	5	18	45	29	±3	3.9	±0.1	
Navy	99	±1	2	5	16	47	30	±3	4.0	±0.1	
Marine Corps	100	±1	2	4	16	46	32	±2	4.0	±0.1	
Air Force	100	±1	1	4	13	47	35	±3	4.1	±0.1	
Enlisted	100	±1	2	5	18	45	30	±2	4.0	±0.1	
E1 – E4	100	±1	3	5	21	43	29	±3	3.9	±0.1	
E1 – E3	99	±1	2	5	20	41	33	±4	4.0	±0.1	
E4	100	±1	3	5	22	45	25	±4	3.8	±0.1	
E5 – E9	100	±1	2	5	14	48	31	±2	4.0	±0.1	
E5 – E6	100	±1	2	6	16	48	28	±3	4.0	±0.1	
E7 – E9	100	±1	1	3	10	49	38	±4	4.2	±0.1	
Officers	100	±1	1	3	9	50	37	±3	4.2	±0.1	
O1 – O3	100	±1	1	3	11	50	36	±4	4.2	±0.1	
O4 – O6	100	±1	1	2	7	50	40	±4	4.3	±0.1	
Deployed Past 12 Months	100	±1	3	6	18	45	29	±3	3.9	±0.1	
Not Deployed Past 12 Months	100	±1	2	4	15	47	32	±2	4.0	±0.1	
Non-Hispanic White	100	±1	2	4	15	47	32	±2	4.0	±0.1	
Total Minority	100	±1	2	5	19	45	29	±2	3.9	±0.1	
Non-Hispanic Black	100	±1	3	5	20	44	28	±4	3.9	±0.1	
Hispanic	100	±1	2	5	17	45	31	±4	4.0	±0.1	
Experienced USC	100	±1	13	10	22	40	15	±9	3.3	±0.3	
Not Experienced USC	100	±1	2	5	16	46	31	±2	4.0	±0.1	
Experienced SH	100	±1	9	13	26	42	11	±5	3.3	±0.1	
Not Experienced SH	100	±1	1	4	16	46	33	±2	4.0	±0.1	
FEMALES	100	±1	4	7	20	47	22	±2	3.8	±0.1	
Army	100	±1	5	8	21	47	19	±3	3.7	±0.1	
Navy	100	±1	4	8	20	47	21	±3	3.7	±0.1	
Marine Corps	100	±1	4	8	23	44	21	±2	3.7	±0.1	
Air Force	99	±1	3	6	19	47	26	±2	3.9	±0.1	
Enlisted	100	±1	4	8	22	45	20	±2	3.7	±0.1	
E1 – E4	100	±1	5	8	24	44	20	±2	3.7	±0.1	
E5 – E9	100	±1	4	7	20	48	22	±2	3.8	±0.1	
Officers	99	±1	2	5	13	53	27	±3	4.0	±0.1	
O1 – O3	99	±1	1	6	13	54	26	±3	4.0	±0.1	
O4 – O6	99	±1	1	3	12	53	30	±4	4.1	±0.1	
Experienced USC	100	±1	11	13	27	34	15	±5	3.3	±0.2	
Not Experienced USC	100	±1	3	7	20	48	22	±2	3.8	±0.1	
Experienced SH	100	±1	10	13	27	39	11	±3	3.3	±0.1	
Not Experienced SH	100	±1	2	5	18	49	25	±2	3.9	±0.1	
Deployed Past 12 Months	100	±1	5	9	22	46	18	±3	3.6	±0.1	
Not Deployed Past 12 Months	100	±1	4	7	20	47	23	±2	3.8	±0.1	

Note. Percent responding are active duty members who answered the question.

13. How much do you agree or disagree with the following statements about the people in your work group?
e. You are satisfied with the relationships you have with your coworkers.

	Percent Responding		Percentages					Max ME	Average Agreement		
			1	2	3	4	5				
Army Enlisted	100	±1	6	8	23	46	18	±3	3.6	±0.1	
E1 – E4	100	±1	5	9	23	45	18	±4	3.6	±0.1	
Army Officers	100	±1	2	6	15	53	24	±4	3.9	±0.1	
Navy Enlisted	100	±1	4	9	22	45	20	±3	3.7	±0.1	
E1 – E4	99	±1	5	9	24	43	19	±4	3.6	±0.1	
Navy Officers	100	±1	2	5	12	55	26	±4	4.0	±0.1	
Marine Corps Enlisted	100	±1	4	8	24	44	20	±2	3.7	±0.1	
E1 – E4	100	±1	5	9	26	43	18	±3	3.6	±0.1	
Marine Corps Officers	99	±1	1	5	13	51	29	±4	4.0	±0.1	
Air Force Enlisted	99	±1	3	6	21	46	25	±3	3.8	±0.1	
E1 – E4	99	±1	4	5	24	43	24	±4	3.8	±0.1	
Air Force Officers	99	±1	1	4	11	52	32	±4	4.1	±0.1	
MALES	100	±1	2	4	16	46	33	±2	4.0	±0.1	
Army	100	±1	2	5	18	45	31	±3	4.0	±0.1	
Navy	99	±1	2	4	16	47	32	±4	4.0	±0.1	
Marine Corps	100	±1	2	3	15	47	33	±2	4.1	±0.1	
Air Force	100	±1	1	3	12	47	37	±3	4.2	±0.1	
Enlisted	100	±1	2	5	17	45	31	±2	4.0	±0.1	
E1 – E4	100	±1	2	4	20	42	31	±3	3.9	±0.1	
E5 – E9	100	±1	1	5	14	48	32	±2	4.1	±0.1	
Officers	100	±1	1	2	9	49	39	±3	4.2	±0.1	
O1 – O3	100	±1	1	2	10	49	38	±4	4.2	±0.1	
O4 – O6	100	±1	1	2	6	50	41	±5	4.3	±0.1	
Experienced USC	100	±0	15	8	17	45	15	±15	3.4	±0.4	
Not Experienced USC	100	±1	1	4	16	46	33	±2	4.0	±0.1	
Experienced SH	100	±0	9	13	24	44	10	±9	3.3	±0.2	
Not Experienced SH	100	±1	1	4	15	46	34	±2	4.1	±0.1	
Deployed Past 12 Months	100	±1	2	5	18	45	30	±3	4.0	±0.1	
Not Deployed Past 12 Months	100	±1	1	4	14	46	34	±2	4.1	±0.1	
Army Enlisted	100	±1	2	5	19	44	30	±4	3.9	±0.1	
E1 – E4	100	±0	3	5	23	39	30	±5	3.9	±0.1	
Army Officers	100	±0	1	2	10	51	36	±6	4.2	±0.1	
Navy Enlisted	99	±1	2	4	17	46	31	±4	4.0	±0.1	
E1 – E4	99	±2	4	4	23	41	29	±7	3.9	±0.2	
Navy Officers	100	±1	1	3	8	52	36	±5	4.2	±0.1	
Marine Corps Enlisted	100	±1	2	4	16	46	32	±2	4.0	±0.1	
E1 – E4	99	±1	2	4	17	47	30	±3	4.0	±0.1	
Marine Corps Officers	99	±1	1	1	7	50	41	±3	4.3	±0.1	
Air Force Enlisted	100	±1	1	4	13	47	35	±3	4.1	±0.1	
E1 – E4	100	±1	1	4	14	46	36	±5	4.1	±0.1	
Air Force Officers	100	±0	1	1	8	44	47	±6	4.3	±0.1	

Note. Percent responding are active duty members who answered the question.

13. Coworker Satisfaction scale: Constructed from Q13. Coworker Satisfaction can be defined as satisfaction with coworker work effort, work group compatibility, helpfulness of coworkers, and frequency of coworker conflicts.

	Percent Responding		Mean	Max ME	Coworker Satisfaction
TOTAL	98	±1	3.9	±0.1	
Army	98	±1	3.9	±0.1	
Navy	98	±1	3.9	±0.1	
Marine Corps	98	±1	4.0	±0.1	
Air Force	99	±1	4.1	±0.1	
Enlisted	98	±1	3.9	±0.1	
E1 – E4	98	±1	3.8	±0.1	
E1 – E3	98	±1	3.9	±0.1	
E4	99	±1	3.8	±0.1	
E5 – E9	98	±1	4.0	±0.1	
E5 – E6	98	±1	3.9	±0.1	
E7 – E9	98	±1	4.1	±0.1	
Officers	98	±1	4.2	±0.1	
O1 – O3	98	±1	4.1	±0.1	
O4 – O6	99	±1	4.2	±0.1	
Deployed Past 12 Months	98	±1	3.9	±0.1	
Not Deployed Past 12 Months	98	±1	4.0	±0.1	
Non-Hispanic White	98	±1	4.0	±0.1	
Total Minority	98	±1	3.9	±0.1	
Non-Hispanic Black	98	±1	3.9	±0.1	
Hispanic	98	±1	3.9	±0.1	
Experienced USC	98	±3	3.3	±0.2	
Not Experienced USC	98	±1	4.0	±0.1	
Experienced SH	98	±2	3.3	±0.1	
Not Experienced SH	98	±1	4.0	±0.1	
FEMALES	98	±1	3.7	±0.1	
Army	98	±1	3.6	±0.1	
Navy	98	±1	3.7	±0.1	
Marine Corps	98	±1	3.7	±0.1	
Air Force	98	±1	3.8	±0.1	
Enlisted	98	±1	3.7	±0.1	
E1 – E4	98	±1	3.6	±0.1	
E5 – E9	98	±1	3.7	±0.1	
Officers	98	±1	3.9	±0.1	
O1 – O3	98	±1	3.9	±0.1	
O4 – O6	98	±1	4.0	±0.1	
Experienced USC	98	±2	3.3	±0.2	
Not Experienced USC	98	±1	3.7	±0.1	
Experienced SH	98	±1	3.3	±0.1	
Not Experienced SH	98	±1	3.8	±0.1	
Deployed Past 12 Months	98	±1	3.6	±0.1	
Not Deployed Past 12 Months	98	±1	3.8	±0.1	

Note. Percent responding are active duty members who answered the question. The scale ranges from 1 to 5. Higher scores indicate higher degree of satisfaction with their coworkers. The overall Cronbach's coefficient alpha = 0.93 (males = 0.92 and females = 0.92).

13. Coworker Satisfaction scale: Constructed from Q13. Coworker Satisfaction can be defined as satisfaction with coworker work effort, work group compatibility, helpfulness of coworkers, and frequency of coworker conflicts.

	Percent Responding		Mean	Max ME	Coworker Satisfaction
Army Enlisted	98	±1	3.6	±0.1	
E1 – E4	98	±2	3.5	±0.1	
Army Officers	98	±1	3.9	±0.1	
Navy Enlisted	98	±1	3.7	±0.1	
E1 – E4	98	±2	3.6	±0.1	
Navy Officers	99	±1	3.9	±0.1	
Marine Corps Enlisted	98	±1	3.7	±0.1	
E1 – E4	98	±1	3.6	±0.1	
Marine Corps Officers	98	±1	4.0	±0.1	
Air Force Enlisted	98	±1	3.8	±0.1	
E1 – E4	98	±1	3.8	±0.1	
Air Force Officers	97	±2	4.0	±0.1	
MALES	98	±1	4.0	±0.1	
Army	98	±1	3.9	±0.1	
Navy	98	±1	4.0	±0.1	
Marine Corps	98	±1	4.0	±0.1	
Air Force	99	±1	4.1	±0.1	
Enlisted	98	±1	3.9	±0.1	
E1 – E4	99	±1	3.9	±0.1	
E5 – E9	98	±1	4.0	±0.1	
Officers	98	±1	4.2	±0.1	
O1 – O3	98	±2	4.2	±0.1	
O4 – O6	99	±1	4.2	±0.1	
Experienced USC	98	±5	3.3	±0.3	
Not Experienced USC	98	±1	4.0	±0.1	
Experienced SH	98	±3	3.3	±0.2	
Not Experienced SH	98	±1	4.0	±0.1	
Deployed Past 12 Months	98	±1	3.9	±0.1	
Not Deployed Past 12 Months	99	±1	4.0	±0.1	
Army Enlisted	99	±1	3.9	±0.1	
E1 – E4	99	±1	3.8	±0.1	
Army Officers	98	±2	4.1	±0.1	
Navy Enlisted	98	±2	3.9	±0.1	
E1 – E4	98	±2	3.8	±0.2	
Navy Officers	99	±2	4.2	±0.1	
Marine Corps Enlisted	98	±1	4.0	±0.1	
E1 – E4	98	±1	3.9	±0.1	
Marine Corps Officers	99	±1	4.2	±0.1	
Air Force Enlisted	99	±1	4.1	±0.1	
E1 – E4	99	±1	4.1	±0.1	
Air Force Officers	98	±2	4.3	±0.1	

Note. Percent responding are active duty members who answered the question. The scale ranges from 1 to 5. Higher scores indicate higher degree of satisfaction with their coworkers. The overall Cronbach's coefficient alpha = 0.93 (males = 0.92 and females = 0.92).











































**14. How much do you agree or disagree with the following statements about the work you do at your workplace?
a. Your work provides you with a sense of pride.**

- 1. Strongly disagree
- 2. Disagree
- 3. Neither agree nor disagree
- 4. Agree
- 5. Strongly agree

	Percent Responding		Percentages					Max ME	Average Agreement		
			1	2	3	4	5				
TOTAL	100	±1	4	8	15	38	35	±2	3.9	±0.1	
Army	99	±1	5	8	14	38	35	±3	3.9	±0.1	
Navy	100	±1	4	8	15	37	35	±3	3.9	±0.1	
Marine Corps	100	±1	4	7	16	38	35	±2	3.9	±0.1	
Air Force	100	±1	3	8	15	39	36	±3	4.0	±0.1	
Enlisted	100	±1	5	8	16	37	34	±2	3.9	±0.1	
E1 – E4	100	±1	6	9	17	35	33	±3	3.8	±0.1	
E1 – E3	100	±1	5	8	16	33	38	±4	3.9	±0.1	
E4	100	±1	7	11	19	37	26	±4	3.7	±0.1	
E5 – E9	100	±1	3	7	14	40	35	±2	4.0	±0.1	
E5 – E6	100	±1	4	9	15	40	32	±2	3.9	±0.1	
E7 – E9	99	±1	2	4	9	41	44	±4	4.2	±0.1	
Officers	100	±1	1	5	11	41	42	±3	4.2	±0.1	
O1 – O3	100	±1	1	5	13	39	42	±4	4.1	±0.1	
O4 – O6	100	±1	1	3	10	42	43	±4	4.2	±0.1	
Deployed Past 12 Months	100	±1	4	8	16	37	34	±3	3.9	±0.1	
Not Deployed Past 12 Months	99	±1	4	8	14	38	36	±2	3.9	±0.1	
Non-Hispanic White	100	±1	4	8	15	38	36	±2	3.9	±0.1	
Total Minority	100	±1	4	7	15	39	34	±2	3.9	±0.1	
Non-Hispanic Black	99	±1	4	5	15	39	37	±4	4.0	±0.1	
Hispanic	100	±1	4	8	16	38	34	±4	3.9	±0.1	
Experienced USC	100	±1	17	13	15	27	28	±9	3.4	±0.3	
Not Experienced USC	100	±1	4	8	15	38	35	±2	3.9	±0.1	
Experienced SH	100	±1	12	13	18	36	21	±5	3.4	±0.2	
Not Experienced SH	100	±1	3	7	15	38	36	±2	4.0	±0.1	
FEMALES	100	±1	4	9	17	41	29	±2	3.8	±0.1	
Army	100	±1	4	8	17	41	29	±3	3.8	±0.1	
Navy	100	±1	4	9	17	41	28	±3	3.8	±0.1	
Marine Corps	100	±1	3	9	22	41	25	±2	3.8	±0.1	
Air Force	99	±1	4	9	17	40	30	±2	3.8	±0.1	
Enlisted	99	±1	4	9	19	40	28	±2	3.8	±0.1	
E1 – E4	99	±1	5	10	21	39	26	±2	3.7	±0.1	
E5 – E9	99	±1	4	9	17	41	30	±2	3.8	±0.1	
Officers	100	±1	2	7	10	46	35	±3	4.1	±0.1	
O1 – O3	100	±1	2	7	11	47	33	±3	4.0	±0.1	
O4 – O6	100	±1	1	6	8	44	41	±4	4.2	±0.1	
Experienced USC	99	±2	9	17	21	32	21	±5	3.4	±0.2	
Not Experienced USC	100	±1	4	8	17	41	29	±2	3.8	±0.1	
Experienced SH	100	±1	8	14	19	38	20	±3	3.5	±0.1	
Not Experienced SH	100	±1	3	7	17	42	32	±2	3.9	±0.1	
Deployed Past 12 Months	100	±1	5	10	18	40	28	±3	3.8	±0.1	
Not Deployed Past 12 Months	99	±1	4	9	17	41	29	±2	3.8	±0.1	

Note. Percent responding are active duty members who answered the question.

14. How much do you agree or disagree with the following statements about the work you do at your workplace?
a. Your work provides you with a sense of pride.

	Percent Responding		Percentages					Max ME	Average Agreement		
			1	2	3	4	5				
Army Enlisted	99	±1	5	9	18	40	28	±3	3.8	±0.1	
E1 – E4	99	±1	6	10	18	39	27	±4	3.7	±0.1	
Army Officers	100	±0	2	6	12	46	33	±4	4.0	±0.1	
Navy Enlisted	99	±1	4	9	19	40	27	±3	3.8	±0.1	
E1 – E4	99	±1	5	10	21	39	25	±4	3.7	±0.1	
Navy Officers	100	±1	1	6	8	49	35	±4	4.1	±0.1	
Marine Corps Enlisted	100	±1	3	9	23	40	24	±2	3.7	±0.1	
E1 – E4	100	±1	4	10	25	40	21	±3	3.7	±0.1	
Marine Corps Officers	100	±1	2	6	13	45	34	±4	4.0	±0.1	
Air Force Enlisted	99	±1	4	10	20	39	28	±3	3.8	±0.1	
E1 – E4	100	±1	4	10	22	38	26	±4	3.7	±0.1	
Air Force Officers	99	±1	2	8	9	44	38	±4	4.1	±0.1	
MALES	100	±1	4	8	14	38	36	±2	3.9	±0.1	
Army	99	±1	5	8	14	37	36	±3	3.9	±0.1	
Navy	100	±1	4	8	15	36	37	±4	3.9	±0.1	
Marine Corps	100	±1	4	7	16	37	36	±2	4.0	±0.1	
Air Force	100	±1	3	7	14	39	37	±3	4.0	±0.1	
Enlisted	100	±1	5	8	15	37	35	±2	3.9	±0.1	
E1 – E4	100	±1	6	9	17	34	34	±3	3.8	±0.1	
E5 – E9	100	±1	3	7	13	40	36	±2	4.0	±0.1	
Officers	100	±1	1	4	11	40	44	±3	4.2	±0.1	
O1 – O3	100	±1	1	5	13	37	44	±4	4.2	±0.1	
O4 – O6	100	±1	1	3	10	42	44	±5	4.2	±0.1	
Experienced USC	100	±0	23	11	10	23	34	±16	3.3	±0.5	
Not Experienced USC	100	±1	4	8	14	38	36	±2	4.0	±0.1	
Experienced SH	100	±0	16	12	17	33	21	±8	3.3	±0.3	
Not Experienced SH	100	±1	4	7	14	38	37	±2	4.0	±0.1	
Deployed Past 12 Months	100	±1	4	8	16	37	35	±3	3.9	±0.1	
Not Deployed Past 12 Months	99	±1	4	7	14	38	37	±2	4.0	±0.1	
Army Enlisted	99	±1	5	9	15	37	34	±4	3.9	±0.1	
E1 – E4	99	±1	6	9	17	36	32	±5	3.8	±0.2	
Army Officers	100	±1	1	4	10	41	44	±6	4.2	±0.1	
Navy Enlisted	100	±1	5	8	16	36	35	±4	3.9	±0.1	
E1 – E4	100	±0	7	11	18	29	36	±7	3.8	±0.2	
Navy Officers	99	±1	2	5	12	37	44	±5	4.2	±0.1	
Marine Corps Enlisted	100	±1	4	7	17	37	35	±2	3.9	±0.1	
E1 – E4	100	±1	5	8	19	36	32	±3	3.8	±0.1	
Marine Corps Officers	100	±1	1	4	8	41	45	±3	4.3	±0.1	
Air Force Enlisted	100	±1	4	8	14	39	36	±3	3.9	±0.1	
E1 – E4	100	±1	5	10	14	34	37	±6	3.9	±0.2	
Air Force Officers	100	±1	1	3	13	40	43	±6	4.2	±0.1	

Note. Percent responding are active duty members who answered the question.

14. How much do you agree or disagree with the following statements about the work you do at your workplace?

b. Your work makes good use of your skills.

1. Strongly disagree 2. Disagree 3. Neither agree nor disagree
4. Agree 5. Strongly agree

	Percent Responding		Percentages					Max ME	Average Agreement		
			1	2	3	4	5				
TOTAL	99	±1	7	10	16	37	31	±2	3.7	±0.1	
Army	99	±1	8	12	15	36	29	±3	3.7	±0.1	
Navy	99	±1	7	10	14	38	31	±3	3.8	±0.1	
Marine Corps	100	±1	5	9	18	37	31	±2	3.8	±0.1	
Air Force	100	±1	5	10	16	37	32	±3	3.8	±0.1	
Enlisted	99	±1	7	11	16	36	30	±2	3.7	±0.1	
E1 – E4	99	±1	9	12	18	34	28	±3	3.6	±0.1	
E1 – E3	100	±1	7	11	17	32	32	±4	3.7	±0.1	
E4	99	±1	11	12	18	36	23	±4	3.5	±0.1	
E5 – E9	99	±1	6	10	15	38	32	±2	3.8	±0.1	
E5 – E6	100	±1	6	11	16	37	30	±2	3.7	±0.1	
E7 – E9	99	±1	3	6	11	43	37	±4	4.1	±0.1	
Officers	99	±1	3	9	13	40	35	±3	4.0	±0.1	
O1 – O3	100	±1	4	11	14	38	33	±4	3.9	±0.1	
O4 – O6	99	±1	2	7	12	41	38	±4	4.0	±0.1	
Deployed Past 12 Months	99	±1	7	11	16	36	29	±3	3.7	±0.1	
Not Deployed Past 12 Months	99	±1	6	10	15	37	31	±2	3.8	±0.1	
Non-Hispanic White	99	±1	7	11	16	35	31	±2	3.7	±0.1	
Total Minority	100	±1	6	9	16	38	30	±2	3.8	±0.1	
Non-Hispanic Black	99	±1	5	8	17	39	31	±4	3.8	±0.1	
Hispanic	100	±1	5	10	16	38	31	±4	3.8	±0.1	
Experienced USC	99	±2	19	16	12	34	19	±9	3.2	±0.3	
Not Experienced USC	99	±1	6	10	16	37	31	±2	3.8	±0.1	
Experienced SH	100	±1	15	17	18	34	16	±5	3.2	±0.2	
Not Experienced SH	99	±1	6	10	15	37	32	±2	3.8	±0.1	
FEMALES	99	±1	6	12	17	40	25	±2	3.7	±0.1	
Army	99	±1	7	11	16	41	25	±3	3.7	±0.1	
Navy	99	±1	6	13	17	39	24	±3	3.6	±0.1	
Marine Corps	99	±1	5	11	21	40	23	±2	3.6	±0.1	
Air Force	100	±1	6	12	17	39	27	±2	3.7	±0.1	
Enlisted	99	±1	7	12	18	39	24	±2	3.6	±0.1	
E1 – E4	99	±1	8	13	20	38	22	±2	3.5	±0.1	
E5 – E9	99	±1	6	12	15	40	27	±2	3.7	±0.1	
Officers	100	±1	4	9	12	44	31	±3	3.9	±0.1	
O1 – O3	100	±1	4	11	13	44	28	±3	3.8	±0.1	
O4 – O6	99	±1	3	6	10	45	36	±4	4.0	±0.1	
Experienced USC	99	±2	13	16	19	35	17	±5	3.3	±0.2	
Not Experienced USC	99	±1	6	12	17	40	26	±2	3.7	±0.1	
Experienced SH	99	±1	12	17	18	37	17	±3	3.3	±0.1	
Not Experienced SH	99	±1	5	10	17	41	28	±2	3.8	±0.1	
Deployed Past 12 Months	99	±1	7	13	16	39	24	±3	3.6	±0.1	
Not Deployed Past 12 Months	99	±1	6	11	17	40	26	±2	3.7	±0.1	

Note. Percent responding are active duty members who answered the question.

14. How much do you agree or disagree with the following statements about the work you do at your workplace?
b. Your work makes good use of your skills.

	Percent Responding		Percentages					Max ME	Average Agreement		
			1	2	3	4	5				
Army Enlisted	99	±1	8	11	17	40	24	±3	3.6	±0.1	
E1 – E4	99	±1	8	12	18	39	22	±4	3.6	±0.1	
Army Officers	100	±1	4	9	13	44	30	±4	3.9	±0.1	
Navy Enlisted	99	±1	7	14	18	38	23	±3	3.6	±0.1	
E1 – E4	99	±1	8	15	19	36	21	±4	3.5	±0.1	
Navy Officers	99	±1	3	9	12	45	31	±4	3.9	±0.1	
Marine Corps Enlisted	100	±1	5	11	21	40	22	±2	3.6	±0.1	
E1 – E4	100	±1	5	11	23	40	20	±3	3.6	±0.1	
Marine Corps Officers	99	±1	4	11	16	42	28	±4	3.8	±0.1	
Air Force Enlisted	99	±1	6	12	18	38	25	±3	3.6	±0.1	
E1 – E4	100	±1	7	12	22	36	23	±4	3.6	±0.1	
Air Force Officers	100	±1	3	10	11	45	32	±4	3.9	±0.1	
MALES	99	±1	7	10	15	36	32	±2	3.8	±0.1	
Army	99	±1	8	12	15	35	30	±3	3.7	±0.1	
Navy	99	±1	7	9	14	38	32	±4	3.8	±0.1	
Marine Corps	100	±1	5	9	18	36	32	±2	3.8	±0.1	
Air Force	100	±1	5	10	16	36	34	±3	3.8	±0.1	
Enlisted	99	±1	7	10	16	35	31	±2	3.7	±0.1	
E1 – E4	99	±1	9	12	17	33	29	±3	3.6	±0.1	
E5 – E9	99	±1	6	9	15	38	32	±2	3.8	±0.1	
Officers	99	±1	3	9	13	39	36	±3	4.0	±0.1	
O1 – O3	100	±1	4	11	14	37	34	±4	3.9	±0.1	
O4 – O6	99	±1	2	7	12	41	38	±5	4.1	±0.1	
Experienced USC	98	±3	23	16	7	33	21	±16	3.1	±0.5	
Not Experienced USC	99	±1	6	10	16	36	32	±2	3.8	±0.1	
Experienced SH	100	±0	19	16	18	31	16	±8	3.1	±0.3	
Not Experienced SH	99	±1	6	10	15	36	32	±2	3.8	±0.1	
Deployed Past 12 Months	99	±1	7	11	17	36	30	±3	3.7	±0.1	
Not Deployed Past 12 Months	99	±1	7	10	15	36	33	±2	3.8	±0.1	
Army Enlisted	99	±1	9	12	16	34	29	±4	3.6	±0.1	
E1 – E4	99	±1	11	14	16	32	27	±5	3.5	±0.2	
Army Officers	99	±2	3	8	12	42	36	±6	4.0	±0.2	
Navy Enlisted	99	±1	8	9	14	38	31	±4	3.8	±0.1	
E1 – E4	99	±2	12	9	15	35	29	±7	3.6	±0.2	
Navy Officers	100	±1	4	9	14	35	37	±5	3.9	±0.2	
Marine Corps Enlisted	100	±1	6	9	19	36	32	±2	3.8	±0.1	
E1 – E4	100	±1	7	9	21	34	29	±3	3.7	±0.1	
Marine Corps Officers	100	±1	3	8	12	41	37	±3	4.0	±0.1	
Air Force Enlisted	100	±1	5	10	16	36	33	±3	3.8	±0.1	
E1 – E4	100	±1	5	11	17	33	34	±6	3.8	±0.2	
Air Force Officers	99	±1	3	11	14	38	35	±6	3.9	±0.2	

Note. Percent responding are active duty members who answered the question.

14. How much do you agree or disagree with the following statements about the work you do at your workplace?

c. You like the kind of work you do.

- 1. Strongly disagree
- 2. Disagree
- 3. Neither agree nor disagree
- 4. Agree
- 5. Strongly agree

	Percent Responding		Percentages					Max ME	Average Agreement		
			1	2	3	4	5				
TOTAL	99	±1	6	9	17	35	33	±2	3.8	±0.1	
Army	99	±1	6	10	17	35	32	±3	3.8	±0.1	
Navy	99	±1	7	8	16	35	33	±3	3.8	±0.1	
Marine Corps	99	±1	7	9	19	34	32	±2	3.8	±0.1	
Air Force	99	±1	5	10	16	35	34	±3	3.8	±0.1	
Enlisted	99	±1	7	10	18	34	32	±2	3.7	±0.1	
E1 – E4	99	±1	8	10	19	33	30	±3	3.7	±0.1	
E1 – E3	100	±1	8	8	19	30	35	±4	3.8	±0.1	
E4	99	±1	8	13	19	35	24	±4	3.5	±0.1	
E5 – E9	99	±1	6	9	17	36	33	±2	3.8	±0.1	
E5 – E6	99	±1	7	9	18	35	32	±2	3.8	±0.1	
E7 – E9	99	±1	3	7	13	39	38	±4	4.0	±0.1	
Officers	99	±1	2	8	13	39	38	±3	4.0	±0.1	
O1 – O3	99	±1	3	8	15	38	36	±4	4.0	±0.1	
O4 – O6	99	±1	1	7	12	40	40	±4	4.1	±0.1	
Deployed Past 12 Months	99	±1	7	10	18	33	32	±3	3.7	±0.1	
Not Deployed Past 12 Months	99	±1	6	9	16	36	33	±2	3.8	±0.1	
Non-Hispanic White	99	±1	6	10	17	34	33	±2	3.8	±0.1	
Total Minority	99	±1	7	8	17	36	32	±2	3.8	±0.1	
Non-Hispanic Black	99	±1	6	8	16	38	32	±4	3.8	±0.1	
Hispanic	99	±1	6	9	17	34	34	±4	3.8	±0.1	
Experienced USC	99	±1	14	13	14	34	24	±9	3.4	±0.3	
Not Experienced USC	99	±1	6	9	17	35	33	±2	3.8	±0.1	
Experienced SH	99	±2	13	14	16	40	17	±5	3.3	±0.2	
Not Experienced SH	99	±1	6	9	17	34	34	±2	3.8	±0.1	
FEMALES	99	±1	6	10	18	38	28	±2	3.7	±0.1	
Army	99	±1	6	9	17	40	29	±3	3.8	±0.1	
Navy	99	±1	6	10	19	38	27	±3	3.7	±0.1	
Marine Corps	99	±1	6	10	23	37	23	±2	3.6	±0.1	
Air Force	99	±1	6	11	19	36	28	±2	3.7	±0.1	
Enlisted	99	±1	7	11	19	37	26	±2	3.7	±0.1	
E1 – E4	99	±1	8	11	21	36	24	±2	3.6	±0.1	
E5 – E9	99	±1	5	10	17	38	29	±2	3.8	±0.1	
Officers	100	±1	2	8	14	44	33	±3	4.0	±0.1	
O1 – O3	100	±1	3	8	15	43	31	±3	3.9	±0.1	
O4 – O6	99	±1	1	7	11	45	36	±4	4.1	±0.1	
Experienced USC	99	±2	10	14	22	30	23	±5	3.4	±0.2	
Not Experienced USC	99	±1	6	10	18	39	28	±2	3.7	±0.1	
Experienced SH	100	±1	10	13	20	37	20	±3	3.4	±0.1	
Not Experienced SH	99	±1	5	9	18	38	30	±2	3.8	±0.1	
Deployed Past 12 Months	99	±1	7	11	18	38	26	±3	3.7	±0.1	
Not Deployed Past 12 Months	99	±1	6	10	18	38	28	±2	3.7	±0.1	

Note. Percent responding are active duty members who answered the question.

14. How much do you agree or disagree with the following statements about the work you do at your workplace?

c. You like the kind of work you do.

	Percent Responding		Percentages					Max ME	Average Agreement		
			1	2	3	4	5				
Army Enlisted	99	±1	7	9	17	39	28	±3	3.7	±0.1	
E1 – E4	99	±1	8	10	18	37	27	±4	3.7	±0.1	
Army Officers	100	±1	2	8	15	44	32	±4	4.0	±0.1	
Navy Enlisted	99	±1	7	10	20	37	26	±3	3.6	±0.1	
E1 – E4	99	±1	8	10	22	37	23	±4	3.6	±0.1	
Navy Officers	100	±1	2	8	13	45	33	±4	4.0	±0.1	
Marine Corps Enlisted	99	±1	6	10	24	37	22	±2	3.6	±0.1	
E1 – E4	100	±1	7	11	26	37	20	±3	3.5	±0.1	
Marine Corps Officers	99	±1	3	9	18	40	29	±4	3.8	±0.1	
Air Force Enlisted	99	±1	7	12	20	34	26	±3	3.6	±0.1	
E1 – E4	99	±1	8	13	22	33	23	±4	3.5	±0.1	
Air Force Officers	99	±1	3	8	12	43	34	±4	4.0	±0.1	
MALES	99	±1	6	9	17	34	34	±2	3.8	±0.1	
Army	99	±1	6	10	17	34	33	±3	3.8	±0.1	
Navy	100	±1	7	8	16	35	35	±4	3.8	±0.1	
Marine Corps	99	±1	7	9	19	34	32	±2	3.8	±0.1	
Air Force	99	±1	5	9	16	35	35	±3	3.9	±0.1	
Enlisted	99	±1	7	9	18	33	33	±2	3.8	±0.1	
E1 – E4	99	±1	8	10	19	32	31	±3	3.7	±0.1	
E5 – E9	99	±1	6	9	17	35	34	±2	3.8	±0.1	
Officers	99	±1	2	7	13	38	39	±3	4.0	±0.1	
O1 – O3	99	±1	3	8	15	37	38	±4	4.0	±0.1	
O4 – O6	99	±1	1	7	12	39	41	±5	4.1	±0.1	
Experienced USC	100	±1	18	13	7	38	24	±16	3.4	±0.5	
Not Experienced USC	99	±1	6	9	17	34	34	±2	3.8	±0.1	
Experienced SH	99	±3	16	14	13	43	14	±9	3.2	±0.3	
Not Experienced SH	99	±1	6	9	17	34	34	±2	3.8	±0.1	
Deployed Past 12 Months	100	±1	7	9	19	33	33	±3	3.8	±0.1	
Not Deployed Past 12 Months	99	±1	6	9	16	35	34	±2	3.8	±0.1	
Army Enlisted	99	±1	7	11	18	32	32	±3	3.7	±0.1	
E1 – E4	99	±2	8	11	17	33	30	±5	3.7	±0.2	
Army Officers	99	±2	1	7	13	40	38	±6	4.1	±0.1	
Navy Enlisted	99	±1	8	7	17	34	34	±4	3.8	±0.1	
E1 – E4	100	±1	11	8	19	29	33	±7	3.7	±0.2	
Navy Officers	100	±1	3	9	12	37	39	±5	4.0	±0.2	
Marine Corps Enlisted	99	±1	7	9	19	33	32	±2	3.7	±0.1	
E1 – E4	99	±1	8	10	21	32	29	±3	3.6	±0.1	
Marine Corps Officers	100	±1	3	7	15	38	38	±3	4.0	±0.1	
Air Force Enlisted	99	±1	6	10	16	35	34	±3	3.8	±0.1	
E1 – E4	99	±1	7	10	18	33	33	±6	3.7	±0.2	
Air Force Officers	98	±2	2	7	14	36	40	±6	4.1	±0.2	

Note. Percent responding are active duty members who answered the question.

14. How much do you agree or disagree with the following statements about the work you do at your workplace?
d. Your job gives you the chance to acquire valuable skills.

1. Strongly disagree
4. Agree

2. Disagree
5. Strongly agree

3. Neither agree nor disagree

	Percent Responding		Percentages					Max ME	Average Agreement		
			1	2	3	4	5				
TOTAL	99	±1	5	7	15	38	35	±2	3.9	±0.1	
Army	99	±1	5	9	14	39	34	±3	3.9	±0.1	
Navy	99	±1	5	6	16	39	34	±3	3.9	±0.1	
Marine Corps	100	±1	4	6	16	37	37	±2	4.0	±0.1	
Air Force	100	±1	3	6	15	38	38	±3	4.0	±0.1	
Enlisted	99	±1	5	7	16	38	34	±2	3.9	±0.1	
E1 – E4	99	±1	6	8	16	36	34	±3	3.8	±0.1	
E1 – E3	99	±1	5	7	14	34	40	±4	4.0	±0.1	
E4	99	±1	7	10	18	38	27	±4	3.7	±0.1	
E5 – E9	100	±1	4	7	15	39	35	±2	3.9	±0.1	
E5 – E6	100	±1	5	8	16	38	33	±2	3.9	±0.1	
E7 – E9	100	±1	2	4	12	41	41	±4	4.1	±0.1	
Officers	99	±1	2	5	12	42	40	±3	4.1	±0.1	
O1 – O3	99	±1	2	6	13	41	39	±4	4.1	±0.1	
O4 – O6	100	±1	2	5	11	42	41	±4	4.2	±0.1	
Deployed Past 12 Months	99	±1	5	8	16	38	32	±3	3.8	±0.1	
Not Deployed Past 12 Months	99	±1	4	7	14	39	37	±2	4.0	±0.1	
Non-Hispanic White	100	±1	4	8	14	38	35	±2	3.9	±0.1	
Total Minority	99	±1	5	6	16	38	35	±2	3.9	±0.1	
Non-Hispanic Black	99	±1	4	6	15	41	35	±4	4.0	±0.1	
Hispanic	99	±1	4	7	15	36	38	±4	4.0	±0.1	
Experienced USC	100	±1	15	8	17	30	30	±9	3.5	±0.3	
Not Experienced USC	99	±1	4	7	15	38	35	±2	3.9	±0.1	
Experienced SH	99	±1	10	10	19	39	22	±5	3.5	±0.2	
Not Experienced SH	99	±1	4	7	15	38	36	±2	4.0	±0.1	
FEMALES	99	±1	5	8	16	41	30	±2	3.8	±0.1	
Army	99	±1	6	7	15	42	30	±3	3.8	±0.1	
Navy	99	±1	5	9	16	41	29	±3	3.8	±0.1	
Marine Corps	99	±1	4	7	19	43	26	±2	3.8	±0.1	
Air Force	100	±1	4	8	18	41	30	±2	3.9	±0.1	
Enlisted	99	±1	6	8	17	40	29	±2	3.8	±0.1	
E1 – E4	99	±1	7	8	18	40	28	±2	3.7	±0.1	
E5 – E9	100	±1	5	8	17	41	30	±2	3.8	±0.1	
Officers	99	±1	2	7	12	46	34	±3	4.0	±0.1	
O1 – O3	100	±1	2	7	12	47	32	±3	4.0	±0.1	
O4 – O6	99	±1	1	5	12	42	38	±4	4.1	±0.1	
Experienced USC	99	±1	8	9	20	35	28	±6	3.7	±0.2	
Not Experienced USC	99	±1	5	8	16	42	30	±2	3.8	±0.1	
Experienced SH	99	±1	9	11	17	41	23	±3	3.6	±0.1	
Not Experienced SH	99	±1	4	7	16	42	32	±2	3.9	±0.1	
Deployed Past 12 Months	99	±1	6	8	16	41	28	±3	3.8	±0.1	
Not Deployed Past 12 Months	99	±1	5	8	16	41	30	±2	3.9	±0.1	

Note. Percent responding are active duty members who answered the question.

14. How much do you agree or disagree with the following statements about the work you do at your workplace?
d. Your job gives you the chance to acquire valuable skills.

	Percent Responding		Percentages					Max ME	Average Agreement		
			1	2	3	4	5				
Army Enlisted	99	±1	7	8	15	41	29	±3	3.8	±0.1	
E1 – E4	99	±1	8	8	16	39	29	±4	3.7	±0.1	
Army Officers	99	±1	2	7	12	46	34	±4	4.0	±0.1	
Navy Enlisted	99	±1	6	9	17	39	28	±3	3.8	±0.1	
E1 – E4	99	±1	7	9	17	38	28	±4	3.7	±0.1	
Navy Officers	100	±1	2	6	11	48	33	±4	4.0	±0.1	
Marine Corps Enlisted	99	±1	4	7	19	43	26	±2	3.8	±0.1	
E1 – E4	100	±1	4	8	20	44	24	±3	3.7	±0.1	
Marine Corps Officers	99	±1	2	7	15	45	31	±4	4.0	±0.1	
Air Force Enlisted	100	±1	5	8	19	40	29	±3	3.8	±0.1	
E1 – E4	99	±1	4	7	20	41	28	±4	3.8	±0.1	
Air Force Officers	100	±1	1	7	12	45	35	±4	4.1	±0.1	
MALES	99	±1	4	7	15	38	36	±2	3.9	±0.1	
Army	99	±1	5	9	14	38	34	±3	3.9	±0.1	
Navy	99	±1	5	6	15	38	35	±4	3.9	±0.1	
Marine Corps	100	±1	4	6	15	37	38	±2	4.0	±0.1	
Air Force	100	±1	3	6	14	37	39	±3	4.0	±0.1	
Enlisted	99	±1	5	7	15	37	35	±2	3.9	±0.1	
E1 – E4	99	±1	6	8	16	36	35	±3	3.9	±0.1	
E5 – E9	100	±1	4	7	15	39	36	±2	3.9	±0.1	
Officers	99	±1	2	5	12	41	41	±3	4.1	±0.1	
O1 – O3	99	±1	2	5	13	39	41	±4	4.1	±0.1	
O4 – O6	100	±1	2	5	11	42	41	±5	4.2	±0.1	
Experienced USC	100	±0	22	7	14	26	31	±16	3.4	±0.5	
Not Experienced USC	99	±1	4	7	15	38	36	±2	3.9	±0.1	
Experienced SH	100	±1	11	10	21	37	22	±8	3.5	±0.3	
Not Experienced SH	99	±1	4	7	14	38	37	±2	4.0	±0.1	
Deployed Past 12 Months	99	±1	5	8	16	37	33	±3	3.8	±0.1	
Not Deployed Past 12 Months	99	±1	4	6	14	38	38	±2	4.0	±0.1	
Army Enlisted	99	±1	5	10	15	37	33	±4	3.8	±0.1	
E1 – E4	99	±2	6	11	15	36	32	±5	3.8	±0.2	
Army Officers	99	±2	2	5	9	44	40	±6	4.1	±0.1	
Navy Enlisted	99	±1	6	5	16	38	34	±4	3.9	±0.1	
E1 – E4	99	±1	8	5	17	34	36	±7	3.8	±0.2	
Navy Officers	99	±1	2	7	11	39	41	±5	4.1	±0.1	
Marine Corps Enlisted	99	±1	4	6	16	36	37	±2	4.0	±0.1	
E1 – E4	100	±1	5	7	17	36	36	±3	3.9	±0.1	
Marine Corps Officers	100	±1	1	4	11	42	42	±3	4.2	±0.1	
Air Force Enlisted	100	±1	4	6	14	37	39	±3	4.0	±0.1	
E1 – E4	99	±1	3	7	14	36	40	±6	4.0	±0.2	
Air Force Officers	99	±2	2	3	16	38	41	±6	4.1	±0.1	

Note. Percent responding are active duty members who answered the question.

14. How much do you agree or disagree with the following statements about the work you do at your workplace?

e. You are satisfied with your job as a whole.

- 1. Strongly disagree
- 2. Disagree
- 3. Neither agree nor disagree
- 4. Agree
- 5. Strongly agree

	Percent Responding		Percentages					Max ME	Average Agreement		
			1	2	3	4	5				
TOTAL	99	±1	6	9	18	38	29	±2	3.7	±0.1	
Army	99	±1	7	10	18	37	29	±3	3.7	±0.1	
Navy	100	±1	7	8	17	39	28	±3	3.7	±0.1	
Marine Corps	100	±1	6	9	19	37	29	±2	3.7	±0.1	
Air Force	100	±1	5	9	17	38	31	±3	3.8	±0.1	
Enlisted	99	±1	7	10	19	37	28	±2	3.7	±0.1	
E1 – E4	99	±1	9	10	20	35	27	±3	3.6	±0.1	
E1 – E3	100	±1	8	7	19	34	31	±4	3.7	±0.1	
E4	99	±1	9	12	21	36	21	±4	3.5	±0.1	
E5 – E9	99	±1	6	10	17	38	30	±2	3.8	±0.1	
E5 – E6	100	±1	6	11	18	37	28	±2	3.7	±0.1	
E7 – E9	99	±1	3	6	13	43	36	±4	4.0	±0.1	
Officers	100	±1	3	7	13	42	35	±3	4.0	±0.1	
O1 – O3	100	±1	3	7	14	41	34	±4	4.0	±0.1	
O4 – O6	100	±1	2	6	11	43	37	±4	4.1	±0.1	
Deployed Past 12 Months	100	±1	7	10	19	37	27	±3	3.7	±0.1	
Not Deployed Past 12 Months	99	±1	6	9	17	38	30	±2	3.8	±0.1	
Non-Hispanic White	99	±1	6	9	16	38	30	±2	3.8	±0.1	
Total Minority	99	±1	6	9	19	37	29	±2	3.7	±0.1	
Non-Hispanic Black	99	±1	6	9	19	36	30	±4	3.7	±0.1	
Hispanic	100	±1	6	9	18	37	30	±4	3.8	±0.1	
Experienced USC	100	±1	18	15	19	29	19	±9	3.2	±0.3	
Not Experienced USC	99	±1	6	9	18	38	29	±2	3.8	±0.1	
Experienced SH	100	±1	14	17	22	35	13	±5	3.2	±0.2	
Not Experienced SH	99	±1	6	9	17	38	30	±2	3.8	±0.1	
FEMALES	99	±1	6	12	20	38	24	±2	3.6	±0.1	
Army	100	±1	7	11	19	38	24	±3	3.6	±0.1	
Navy	99	±1	7	12	21	38	23	±3	3.6	±0.1	
Marine Corps	100	±1	6	11	24	39	20	±2	3.6	±0.1	
Air Force	99	±1	6	12	20	37	24	±2	3.6	±0.1	
Enlisted	99	±1	7	12	22	36	23	±2	3.5	±0.1	
E1 – E4	99	±1	8	12	23	36	21	±2	3.5	±0.1	
E5 – E9	99	±1	6	12	20	37	24	±2	3.6	±0.1	
Officers	99	±1	3	10	14	45	28	±3	3.8	±0.1	
O1 – O3	99	±1	3	11	15	45	26	±3	3.8	±0.1	
O4 – O6	99	±1	2	9	11	46	32	±4	4.0	±0.1	
Experienced USC	99	±1	13	16	21	31	19	±5	3.3	±0.2	
Not Experienced USC	99	±1	6	12	20	38	24	±2	3.6	±0.1	
Experienced SH	99	±1	11	17	22	34	16	±3	3.3	±0.1	
Not Experienced SH	99	±1	5	10	20	39	26	±2	3.7	±0.1	
Deployed Past 12 Months	100	±1	7	13	21	37	22	±3	3.5	±0.1	
Not Deployed Past 12 Months	99	±1	6	11	20	38	24	±2	3.6	±0.1	

Note. Percent responding are active duty members who answered the question.

14. How much do you agree or disagree with the following statements about the work you do at your workplace?
e. You are satisfied with your job as a whole.

	Percent Responding		Percentages					Max ME	Average Agreement		
			1	2	3	4	5				
Army Enlisted	99	±1	7	12	21	37	23	±3	3.6	±0.1	
E1 – E4	100	±1	8	12	21	36	22	±4	3.5	±0.1	
Army Officers	100	±1	3	11	15	42	28	±4	3.8	±0.1	
Navy Enlisted	99	±1	7	12	22	37	22	±3	3.5	±0.1	
E1 – E4	99	±1	9	11	23	36	20	±4	3.5	±0.1	
Navy Officers	99	±1	3	10	13	47	28	±4	3.9	±0.1	
Marine Corps Enlisted	100	±1	7	11	24	38	19	±2	3.5	±0.1	
E1 – E4	100	±1	7	12	26	38	17	±3	3.5	±0.1	
Marine Corps Officers	100	±1	4	10	18	44	24	±4	3.8	±0.1	
Air Force Enlisted	99	±1	7	13	22	35	23	±3	3.5	±0.1	
E1 – E4	99	±1	8	13	25	33	21	±3	3.5	±0.1	
Air Force Officers	99	±1	3	10	11	48	28	±4	3.9	±0.1	
MALES	100	±1	6	9	17	37	30	±2	3.8	±0.1	
Army	99	±1	7	10	17	36	30	±3	3.7	±0.1	
Navy	100	±1	7	8	17	39	30	±4	3.8	±0.1	
Marine Corps	100	±1	6	9	18	37	30	±2	3.8	±0.1	
Air Force	100	±1	5	8	17	38	32	±3	3.8	±0.1	
Enlisted	99	±1	7	9	18	37	29	±2	3.7	±0.1	
E1 – E4	100	±1	9	9	19	35	28	±3	3.6	±0.1	
E5 – E9	99	±1	5	9	16	38	30	±2	3.8	±0.1	
Officers	100	±1	3	6	13	41	37	±3	4.0	±0.1	
O1 – O3	100	±1	3	7	14	40	36	±4	4.0	±0.1	
O4 – O6	100	±1	2	6	11	43	38	±5	4.1	±0.1	
Experienced USC	100	±0	22	14	16	28	20	±16	3.1	±0.5	
Not Experienced USC	99	±1	6	9	17	38	30	±2	3.8	±0.1	
Experienced SH	100	±0	17	16	22	35	10	±8	3.1	±0.3	
Not Experienced SH	99	±1	6	8	17	38	31	±2	3.8	±0.1	
Deployed Past 12 Months	100	±1	7	10	18	37	28	±3	3.7	±0.1	
Not Deployed Past 12 Months	99	±1	6	8	17	38	31	±2	3.8	±0.1	
Army Enlisted	99	±1	8	10	18	35	28	±4	3.7	±0.1	
E1 – E4	100	±1	9	10	20	35	27	±5	3.6	±0.2	
Army Officers	100	±1	2	6	14	41	37	±6	4.1	±0.1	
Navy Enlisted	100	±1	8	8	18	38	28	±4	3.7	±0.1	
E1 – E4	100	±0	12	8	18	35	27	±7	3.6	±0.2	
Navy Officers	99	±1	5	6	12	41	37	±5	4.0	±0.2	
Marine Corps Enlisted	99	±1	6	9	19	36	29	±2	3.7	±0.1	
E1 – E4	99	±1	7	10	21	35	27	±3	3.6	±0.1	
Marine Corps Officers	100	±1	3	6	11	44	36	±3	4.0	±0.1	
Air Force Enlisted	100	±1	5	8	17	38	31	±3	3.8	±0.1	
E1 – E4	99	±1	6	9	18	36	30	±6	3.7	±0.2	
Air Force Officers	100	±1	2	6	13	41	37	±6	4.0	±0.2	

Note. Percent responding are active duty members who answered the question.












































14. How much do you agree or disagree with the following statements about the work you do at your workplace?

f. Your day-to-day work is directly tied to your wartime job.

1. Strongly disagree
4. Agree

2. Disagree
5. Strongly agree

3. Neither agree nor disagree

	Percent Responding		Percentages					Max ME	Average Agreement		
			1	2	3	4	5				
TOTAL	100	±1	11	13	21	30	24	±2	3.4	±0.1	
Army	100	±1	15	14	20	28	23	±3	3.3	±0.1	
Navy	100	±1	11	13	24	31	21	±3	3.4	±0.1	
Marine Corps	100	±1	11	11	23	30	25	±2	3.5	±0.1	
Air Force	100	±1	7	11	20	33	29	±3	3.7	±0.1	
Enlisted	100	±1	12	13	22	30	23	±2	3.4	±0.1	
E1 – E4	100	±1	13	12	24	29	22	±3	3.4	±0.1	
E1 – E3	100	±1	10	10	24	30	25	±3	3.5	±0.1	
E4	99	±1	16	13	24	27	19	±3	3.2	±0.1	
E5 – E9	100	±1	12	14	20	30	24	±2	3.4	±0.1	
E5 – E6	100	±1	13	14	20	30	22	±2	3.3	±0.1	
E7 – E9	100	±1	8	12	18	31	31	±3	3.6	±0.1	
Officers	100	±1	7	14	16	34	29	±3	3.6	±0.1	
O1 – O3	100	±1	8	15	16	34	28	±4	3.6	±0.1	
O4 – O6	100	±1	7	13	18	33	29	±4	3.6	±0.1	
Deployed Past 12 Months	100	±1	12	14	19	30	25	±3	3.4	±0.1	
Not Deployed Past 12 Months	100	±1	11	12	22	31	24	±2	3.4	±0.1	
Non-Hispanic White	100	±1	12	13	20	31	24	±2	3.4	±0.1	
Total Minority	100	±1	11	13	23	30	24	±2	3.4	±0.1	
Non-Hispanic Black	100	±1	9	12	24	30	25	±3	3.5	±0.1	
Hispanic	99	±1	12	13	20	30	24	±3	3.4	±0.1	
Experienced USC	100	±1	21	13	23	26	17	±8	3.1	±0.3	
Not Experienced USC	100	±1	11	13	21	30	24	±2	3.4	±0.1	
Experienced SH	100	±1	19	17	24	28	12	±5	3.0	±0.2	
Not Experienced SH	100	±1	11	13	21	31	25	±2	3.5	±0.1	
FEMALES	100	±1	11	14	26	31	18	±2	3.3	±0.1	
Army	100	±1	13	14	24	30	18	±2	3.3	±0.1	
Navy	99	±1	11	14	28	30	16	±2	3.3	±0.1	
Marine Corps	100	±1	10	14	30	31	15	±2	3.3	±0.1	
Air Force	100	±1	8	14	25	33	20	±2	3.4	±0.1	
Enlisted	100	±1	12	14	27	29	17	±2	3.3	±0.1	
E1 – E4	99	±1	13	12	31	28	17	±2	3.2	±0.1	
E5 – E9	100	±1	11	17	23	32	18	±2	3.3	±0.1	
Officers	100	±1	7	14	19	38	22	±2	3.5	±0.1	
O1 – O3	100	±1	7	14	20	39	20	±3	3.5	±0.1	
O4 – O6	100	±1	7	16	19	34	24	±4	3.5	±0.1	
Experienced USC	100	±1	19	15	25	25	16	±5	3.0	±0.2	
Not Experienced USC	100	±1	10	14	26	31	18	±2	3.3	±0.1	
Experienced SH	100	±1	16	16	24	29	14	±3	3.1	±0.1	
Not Experienced SH	100	±1	9	13	26	31	20	±2	3.4	±0.1	
Deployed Past 12 Months	100	±1	12	16	21	33	19	±3	3.3	±0.1	
Not Deployed Past 12 Months	100	±1	11	14	27	30	18	±2	3.3	±0.1	

Note. Percent responding are active duty members who answered the question.

14. How much do you agree or disagree with the following statements about the work you do at your workplace?
f. Your day-to-day work is directly tied to your wartime job.

	Percent Responding		Percentages					Max ME	Average Agreement		
			1	2	3	4	5				
Army Enlisted	100	±1	15	15	25	28	17	±3	3.2	±0.1	
E1 – E4	100	±1	17	13	28	26	17	±4	3.1	±0.1	
Army Officers	100	±1	7	14	18	38	22	±4	3.5	±0.1	
Navy Enlisted	99	±1	12	15	30	28	16	±3	3.2	±0.1	
E1 – E4	99	±1	13	13	33	27	15	±4	3.2	±0.1	
Navy Officers	100	±1	6	12	20	40	21	±4	3.6	±0.1	
Marine Corps Enlisted	100	±1	10	14	31	31	14	±2	3.2	±0.1	
E1 – E4	100	±1	10	13	35	29	13	±3	3.2	±0.1	
Marine Corps Officers	99	±1	10	18	19	35	18	±4	3.3	±0.1	
Air Force Enlisted	100	±1	8	13	26	32	20	±3	3.4	±0.1	
E1 – E4	100	±1	7	10	31	31	22	±3	3.5	±0.1	
Air Force Officers	100	±1	7	15	21	36	21	±4	3.5	±0.1	
MALES	100	±1	12	13	20	30	25	±2	3.5	±0.1	
Army	100	±1	15	14	19	28	23	±3	3.3	±0.1	
Navy	100	±1	10	12	23	32	22	±4	3.4	±0.1	
Marine Corps	100	±1	11	11	22	30	26	±2	3.5	±0.1	
Air Force	100	±1	7	11	18	33	31	±3	3.7	±0.1	
Enlisted	100	±1	13	12	21	30	24	±2	3.4	±0.1	
E1 – E4	100	±1	13	12	23	29	23	±3	3.4	±0.1	
E5 – E9	100	±1	12	13	19	30	25	±2	3.4	±0.1	
Officers	100	±1	7	14	15	34	30	±3	3.7	±0.1	
O1 – O3	100	±1	8	15	15	33	29	±4	3.6	±0.1	
O4 – O6	100	±1	7	13	18	33	30	±4	3.7	±0.1	
Experienced USC	100	±0	22	12	22	27	17	±15	3.1	±0.4	
Not Experienced USC	100	±1	11	13	20	30	25	±2	3.5	±0.1	
Experienced SH	100	±0	22	18	24	26	11	±8	2.8	±0.3	
Not Experienced SH	100	±1	11	12	20	30	26	±2	3.5	±0.1	
Deployed Past 12 Months	100	±1	12	14	19	29	26	±3	3.4	±0.1	
Not Deployed Past 12 Months	100	±1	11	12	21	31	25	±2	3.5	±0.1	
Army Enlisted	100	±1	17	15	20	27	21	±3	3.2	±0.1	
E1 – E4	100	±1	17	14	22	27	20	±5	3.2	±0.2	
Army Officers	99	±2	7	13	13	35	32	±6	3.7	±0.2	
Navy Enlisted	100	±1	11	12	25	30	22	±4	3.4	±0.1	
E1 – E4	100	±1	10	13	28	29	20	±6	3.4	±0.2	
Navy Officers	100	±1	8	14	15	38	25	±5	3.6	±0.2	
Marine Corps Enlisted	100	±1	11	10	23	30	25	±2	3.5	±0.1	
E1 – E4	100	±1	11	10	25	29	24	±3	3.4	±0.1	
Marine Corps Officers	100	±0	8	13	15	31	32	±3	3.7	±0.1	
Air Force Enlisted	100	±1	7	10	18	34	31	±3	3.7	±0.1	
E1 – E4	100	±1	6	7	18	34	34	±6	3.8	±0.2	
Air Force Officers	100	±1	6	14	20	29	31	±6	3.7	±0.2	

Note. Percent responding are active duty members who answered the question.

14. Work Satisfaction scale: Constructed from Q14a-e. Work Satisfaction can be defined as a sense of pride in work, use of skills, work enjoyment, and the opportunity to acquire valuable skills.

	Percent Responding		Mean	Max ME	Work Satisfaction
TOTAL	98	±1	3.8	±0.1	
Army	98	±1	3.8	±0.1	
Navy	98	±1	3.8	±0.1	
Marine Corps	98	±1	3.8	±0.1	
Air Force	98	±1	3.9	±0.1	
Enlisted	98	±1	3.8	±0.1	
E1 – E4	98	±1	3.7	±0.1	
E1 – E3	99	±1	3.8	±0.1	
E4	98	±2	3.6	±0.1	
E5 – E9	98	±1	3.9	±0.1	
E5 – E6	98	±1	3.8	±0.1	
E7 – E9	98	±1	4.1	±0.1	
Officers	98	±1	4.1	±0.1	
O1 – O3	99	±1	4.0	±0.1	
O4 – O6	98	±2	4.1	±0.1	
Deployed Past 12 Months	98	±1	3.8	±0.1	
Not Deployed Past 12 Months	98	±1	3.9	±0.1	
Non-Hispanic White	98	±1	3.8	±0.1	
Total Minority	98	±1	3.8	±0.1	
Non-Hispanic Black	98	±1	3.9	±0.1	
Hispanic	98	±2	3.8	±0.1	
Experienced USC	98	±2	3.3	±0.3	
Not Experienced USC	98	±1	3.8	±0.1	
Experienced SH	98	±2	3.3	±0.1	
Not Experienced SH	98	±1	3.9	±0.1	
FEMALES	98	±1	3.7	±0.1	
Army	98	±1	3.7	±0.1	
Navy	98	±1	3.7	±0.1	
Marine Corps	98	±1	3.7	±0.1	
Air Force	98	±1	3.7	±0.1	
Enlisted	98	±1	3.7	±0.1	
E1 – E4	97	±1	3.6	±0.1	
E5 – E9	98	±1	3.7	±0.1	
Officers	98	±1	4.0	±0.1	
O1 – O3	99	±1	3.9	±0.1	
O4 – O6	98	±2	4.1	±0.1	
Experienced USC	98	±2	3.4	±0.2	
Not Experienced USC	98	±1	3.7	±0.1	
Experienced SH	98	±1	3.4	±0.1	
Not Experienced SH	98	±1	3.8	±0.1	
Deployed Past 12 Months	98	±1	3.7	±0.1	
Not Deployed Past 12 Months	98	±1	3.7	±0.1	

Note. Percent responding are active duty members who answered the question. The scale ranges from 1 to 5. Higher scores indicate higher levels of satisfaction with their work. The overall Cronbach's coefficient alpha = 0.93 (males = 0.93 and females = 0.93).

14. Work Satisfaction scale: Constructed from Q14a-e. Work Satisfaction can be defined as a sense of pride in work, use of skills, work enjoyment, and the opportunity to acquire valuable skills.

	Percent Responding		Mean	Max ME	Work Satisfaction
Army Enlisted	97	±1	3.7	±0.1	
E1 – E4	97	±2	3.6	±0.1	
Army Officers	98	±1	3.9	±0.1	
Navy Enlisted	98	±1	3.6	±0.1	
E1 – E4	98	±2	3.6	±0.1	
Navy Officers	98	±1	4.0	±0.1	
Marine Corps Enlisted	98	±1	3.7	±0.1	
E1 – E4	98	±1	3.6	±0.1	
Marine Corps Officers	98	±1	3.9	±0.1	
Air Force Enlisted	98	±1	3.7	±0.1	
E1 – E4	98	±1	3.6	±0.1	
Air Force Officers	98	±1	4.0	±0.1	
MALES	98	±1	3.8	±0.1	
Army	98	±1	3.8	±0.1	
Navy	98	±1	3.8	±0.1	
Marine Corps	98	±1	3.9	±0.1	
Air Force	98	±1	3.9	±0.1	
Enlisted	98	±1	3.8	±0.1	
E1 – E4	98	±1	3.7	±0.1	
E5 – E9	98	±1	3.9	±0.1	
Officers	98	±1	4.1	±0.1	
O1 – O3	99	±1	4.0	±0.1	
O4 – O6	98	±2	4.1	±0.1	
Experienced USC	98	±4	3.2	±0.5	
Not Experienced USC	98	±1	3.9	±0.1	
Experienced SH	98	±3	3.2	±0.2	
Not Experienced SH	98	±1	3.9	±0.1	
Deployed Past 12 Months	98	±1	3.8	±0.1	
Not Deployed Past 12 Months	98	±1	3.9	±0.1	
Army Enlisted	98	±1	3.7	±0.1	
E1 – E4	98	±2	3.7	±0.2	
Army Officers	98	±2	4.1	±0.1	
Navy Enlisted	98	±1	3.8	±0.1	
E1 – E4	99	±2	3.7	±0.2	
Navy Officers	98	±2	4.0	±0.1	
Marine Corps Enlisted	98	±1	3.8	±0.1	
E1 – E4	99	±1	3.7	±0.1	
Marine Corps Officers	99	±1	4.1	±0.1	
Air Force Enlisted	99	±1	3.9	±0.1	
E1 – E4	98	±2	3.8	±0.1	
Air Force Officers	97	±2	4.1	±0.1	

Note. Percent responding are active duty members who answered the question. The scale ranges from 1 to 5. Higher scores indicate higher levels of satisfaction with their work. The overall Cronbach's coefficient alpha = 0.93 (males = 0.93 and females = 0.93).

15. Overall, how well prepared...

a. Are you to perform your wartime job?

1. Very poorly prepared
4. Well prepared

2. Poorly prepared
5. Very well prepared

3. Neither well nor poorly prepared

	Percent Responding		Percentages					Max ME	Average Preparedness		
			1	2	3	4	5				
TOTAL	99	±1	2	4	18	42	34	±2	4.0	±0.1	
Army	99	±1	2	5	17	42	33	±3	4.0	±0.1	
Navy	100	±1	2	4	20	42	32	±3	4.0	±0.1	
Marine Corps	100	±1	1	3	17	41	38	±2	4.1	±0.1	
Air Force	99	±1	1	3	17	42	37	±3	4.1	±0.1	
Enlisted	99	±1	2	4	18	41	34	±2	4.0	±0.1	
E1 – E4	99	±1	3	5	20	42	30	±3	3.9	±0.1	
E1 – E3	99	±1	2	4	22	44	28	±4	3.9	±0.1	
E4	99	±1	3	5	18	41	33	±4	3.9	±0.1	
E5 – E9	100	±1	1	4	15	41	40	±2	4.1	±0.1	
E5 – E6	100	±1	1	4	17	40	38	±2	4.1	±0.1	
E7 – E9	100	±1	0	2	11	42	44	±4	4.3	±0.1	
Officers	100	±1	1	3	17	45	34	±3	4.1	±0.1	
O1 – O3	99	±1	1	4	19	47	28	±4	4.0	±0.1	
O4 – O6	100	±1	0	2	16	43	38	±4	4.2	±0.1	
Deployed Past 12 Months	100	±1	1	4	13	42	40	±3	4.2	±0.1	
Not Deployed Past 12 Months	99	±1	2	4	20	42	32	±2	4.0	±0.1	
Non-Hispanic White	100	±1	2	4	17	41	36	±2	4.1	±0.1	
Total Minority	99	±1	2	4	19	44	32	±2	4.0	±0.1	
Non-Hispanic Black	99	±1	1	4	19	46	30	±4	4.0	±0.1	
Hispanic	99	±2	2	3	19	43	33	±4	4.0	±0.1	
Experienced USC	100	±1	5	9	27	38	21	±9	3.6	±0.2	
Not Experienced USC	99	±1	2	4	18	42	35	±2	4.0	±0.1	
Experienced SH	100	±1	6	9	26	42	18	±5	3.6	±0.1	
Not Experienced SH	99	±1	1	4	17	42	36	±2	4.1	±0.1	
FEMALES	99	±1	3	5	26	44	22	±2	3.8	±0.1	
Army	99	±1	4	7	24	44	22	±3	3.7	±0.1	
Navy	100	±1	3	6	31	42	17	±3	3.7	±0.1	
Marine Corps	100	±1	2	5	28	42	24	±2	3.8	±0.1	
Air Force	100	±1	2	3	25	45	25	±2	3.9	±0.1	
Enlisted	100	±1	3	6	27	42	22	±2	3.7	±0.1	
E1 – E4	100	±1	3	7	31	41	18	±2	3.6	±0.1	
E5 – E9	99	±1	2	5	22	44	27	±2	3.9	±0.1	
Officers	99	±1	1	4	23	50	22	±3	3.9	±0.1	
O1 – O3	99	±1	1	5	25	51	18	±3	3.8	±0.1	
O4 – O6	100	±1	1	3	19	50	27	±4	4.0	±0.1	
Experienced USC	100	±1	5	8	31	37	19	±6	3.6	±0.2	
Not Experienced USC	99	±1	2	5	26	44	22	±2	3.8	±0.1	
Experienced SH	100	±1	5	8	26	42	18	±3	3.6	±0.1	
Not Experienced SH	99	±1	2	5	26	44	23	±2	3.8	±0.1	
Deployed Past 12 Months	100	±1	2	5	19	44	29	±3	3.9	±0.1	
Not Deployed Past 12 Months	99	±1	3	6	29	43	20	±2	3.7	±0.1	

Note. Percent responding are active duty members who answered the question.

15. Overall, how well prepared...

a. Are you to perform your wartime job?

	Percent Responding		Percentages					Max ME	Average Preparedness		
			1	2	3	4	5				
Army Enlisted	99	±1	4	7	25	42	22	±3	3.7	±0.1	
E1 – E4	100	±1	5	8	28	40	18	±4	3.6	±0.1	
Army Officers	99	±1	2	5	21	51	22	±4	3.9	±0.1	
Navy Enlisted	99	±1	3	7	33	41	17	±3	3.6	±0.1	
E1 – E4	99	±1	4	7	38	38	13	±4	3.5	±0.1	
Navy Officers	100	±1	1	4	23	50	22	±4	3.9	±0.1	
Marine Corps Enlisted	100	±1	2	5	28	41	23	±2	3.8	±0.1	
E1 – E4	100	±1	2	6	32	41	19	±3	3.7	±0.1	
Marine Corps Officers	99	±1	1	4	19	51	25	±4	4.0	±0.1	
Air Force Enlisted	100	±1	2	3	25	44	26	±3	3.9	±0.1	
E1 – E4	100	±1	1	3	28	46	22	±4	3.8	±0.1	
Air Force Officers	99	±1	1	4	25	49	21	±4	3.9	±0.1	
MALES	99	±1	2	4	16	42	37	±2	4.1	±0.1	
Army	99	±1	2	5	16	42	35	±3	4.0	±0.1	
Navy	100	±1	1	4	18	42	35	±4	4.0	±0.1	
Marine Corps	100	±1	1	3	16	41	39	±2	4.1	±0.1	
Air Force	99	±1	1	3	16	41	39	±3	4.2	±0.1	
Enlisted	99	±1	2	4	16	41	37	±2	4.1	±0.1	
E1 – E4	99	±1	3	4	19	42	32	±3	4.0	±0.1	
E5 – E9	100	±1	1	3	14	40	41	±2	4.2	±0.1	
Officers	100	±1	1	3	16	44	36	±3	4.1	±0.1	
O1 – O3	100	±1	1	4	18	47	31	±4	4.0	±0.1	
O4 – O6	100	±1	0	2	16	42	39	±5	4.2	±0.1	
Experienced USC	100	±0	5	NR	23	39	23	±16	3.6	±0.4	
Not Experienced USC	99	±1	2	4	16	42	37	±2	4.1	±0.1	
Experienced SH	100	±1	6	9	26	41	18	±9	3.6	±0.2	
Not Experienced SH	99	±1	1	4	16	42	37	±2	4.1	±0.1	
Deployed Past 12 Months	100	±1	1	3	12	42	41	±3	4.2	±0.1	
Not Deployed Past 12 Months	99	±1	2	4	18	42	34	±2	4.0	±0.1	
Army Enlisted	99	±1	3	5	16	41	35	±4	4.0	±0.1	
E1 – E4	99	±2	4	6	18	42	30	±5	3.9	±0.2	
Army Officers	100	±1	1	2	14	47	36	±6	4.2	±0.1	
Navy Enlisted	100	±1	1	4	19	41	34	±4	4.0	±0.1	
E1 – E4	100	±1	2	5	24	40	29	±7	3.9	±0.2	
Navy Officers	99	±1	1	3	15	46	35	±5	4.1	±0.1	
Marine Corps Enlisted	100	±1	1	3	16	40	39	±2	4.1	±0.1	
E1 – E4	100	±1	1	3	19	41	36	±3	4.1	±0.1	
Marine Corps Officers	100	±1	1	2	12	45	40	±3	4.2	±0.1	
Air Force Enlisted	99	±1	1	3	14	42	40	±3	4.2	±0.1	
E1 – E4	99	±1	1	3	13	48	36	±6	4.2	±0.1	
Air Force Officers	100	±1	1	4	22	37	35	±6	4.0	±0.1	

Note. Percent responding are active duty members who answered the question.

NR: Not reportable

15. Overall, how well prepared...
b. Is your unit to perform its wartime mission?

1. Very poorly prepared 2. Poorly prepared 3. Neither well nor poorly prepared
 4. Well prepared 5. Very well prepared

	Percent Responding		Percentages					Max ME	Average Preparedness		
			1	2	3	4	5				
TOTAL	100	±1	3	6	24	39	28	±2	3.8	±0.1	
Army	100	±1	5	9	28	36	22	±3	3.6	±0.1	
Navy	100	±1	2	5	24	42	27	±3	3.9	±0.1	
Marine Corps	100	±1	3	5	23	40	31	±2	3.9	±0.1	
Air Force	100	±1	1	4	17	42	36	±3	4.1	±0.1	
Enlisted	100	±1	3	7	24	38	27	±2	3.8	±0.1	
E1 – E4	100	±1	4	7	23	37	29	±3	3.8	±0.1	
E1 – E3	100	±1	2	5	22	39	32	±4	3.9	±0.1	
E4	100	±1	5	9	24	36	25	±3	3.7	±0.1	
E5 – E9	100	±1	3	6	25	40	26	±2	3.8	±0.1	
E5 – E6	100	±1	4	7	26	39	25	±2	3.7	±0.1	
E7 – E9	100	±1	1	4	23	42	30	±4	4.0	±0.1	
Officers	100	±1	1	3	23	44	29	±3	4.0	±0.1	
O1 – O3	99	±1	2	4	24	43	27	±4	3.9	±0.1	
O4 – O6	100	±1	0	3	23	45	29	±4	4.0	±0.1	
Deployed Past 12 Months	100	±1	4	7	22	39	28	±3	3.8	±0.1	
Not Deployed Past 12 Months	100	±1	3	6	25	39	28	±2	3.8	±0.1	
Non-Hispanic White	100	±1	3	6	23	39	29	±2	3.8	±0.1	
Total Minority	100	±1	3	5	26	40	26	±2	3.8	±0.1	
Non-Hispanic Black	100	±1	3	4	28	41	25	±4	3.8	±0.1	
Hispanic	99	±1	3	6	25	38	27	±4	3.8	±0.1	
Experienced USC	100	±1	10	15	29	32	14	±9	3.2	±0.2	
Not Experienced USC	100	±1	3	6	24	40	28	±2	3.8	±0.1	
Experienced SH	100	±1	7	17	30	33	12	±5	3.3	±0.1	
Not Experienced SH	100	±1	3	5	23	40	29	±2	3.9	±0.1	
FEMALES	100	±1	3	6	30	41	20	±2	3.7	±0.1	
Army	100	±1	5	9	35	36	15	±3	3.5	±0.1	
Navy	100	±1	2	6	32	41	20	±3	3.7	±0.1	
Marine Corps	100	±1	2	5	30	42	21	±2	3.8	±0.1	
Air Force	100	±1	1	4	24	46	26	±2	3.9	±0.1	
Enlisted	100	±1	3	7	30	39	20	±2	3.7	±0.1	
E1 – E4	100	±1	4	6	31	39	21	±2	3.7	±0.1	
E5 – E9	100	±1	3	7	30	40	20	±2	3.7	±0.1	
Officers	99	±1	1	5	30	47	17	±3	3.7	±0.1	
O1 – O3	99	±1	2	5	29	47	16	±3	3.7	±0.1	
O4 – O6	100	±1	0	4	30	46	20	±4	3.8	±0.1	
Experienced USC	100	±1	8	12	29	34	17	±5	3.4	±0.2	
Not Experienced USC	100	±1	3	6	30	41	20	±2	3.7	±0.1	
Experienced SH	100	±1	6	13	32	36	13	±3	3.4	±0.1	
Not Experienced SH	100	±1	2	4	30	42	22	±2	3.8	±0.1	
Deployed Past 12 Months	100	±1	3	8	26	42	21	±3	3.7	±0.1	
Not Deployed Past 12 Months	100	±1	3	6	31	40	19	±2	3.7	±0.1	

Note. Percent responding are active duty members who answered the question.

15. Overall, how well prepared...

b. Is your unit to perform its wartime mission?

	Percent Responding		Percentages					Max ME	Average Preparedness		
			1	2	3	4	5				
Army Enlisted	100	±1	6	10	35	34	15	±3	3.4	±0.1	
E1 – E4	100	±1	7	9	35	35	15	±4	3.4	±0.1	
Army Officers	100	±1	2	6	34	44	14	±4	3.6	±0.1	
Navy Enlisted	100	±1	2	6	33	39	20	±3	3.7	±0.1	
E1 – E4	99	±1	3	7	34	38	19	±4	3.7	±0.1	
Navy Officers	99	±1	1	4	26	50	20	±4	3.8	±0.1	
Marine Corps Enlisted	100	±1	2	5	30	42	21	±2	3.8	±0.1	
E1 – E4	100	±1	2	5	29	42	22	±3	3.8	±0.1	
Marine Corps Officers	99	±1	0	3	29	50	17	±4	3.8	±0.1	
Air Force Enlisted	100	±1	1	4	23	45	27	±3	3.9	±0.1	
E1 – E4	100	±1	1	3	21	44	31	±4	4.0	±0.1	
Air Force Officers	99	±1	0	5	26	48	21	±4	3.8	±0.1	
MALES	100	±1	3	6	23	39	29	±2	3.9	±0.1	
Army	100	±1	5	9	27	36	23	±3	3.6	±0.1	
Navy	100	±1	2	4	23	42	29	±4	3.9	±0.1	
Marine Corps	100	±1	3	5	22	39	31	±2	3.9	±0.1	
Air Force	100	±1	1	4	16	41	38	±3	4.1	±0.1	
Enlisted	100	±1	3	7	23	38	29	±2	3.8	±0.1	
E1 – E4	100	±1	4	7	21	37	30	±3	3.8	±0.1	
E5 – E9	100	±1	3	6	24	40	27	±2	3.8	±0.1	
Officers	100	±1	1	3	22	43	31	±3	4.0	±0.1	
O1 – O3	100	±1	2	4	23	42	30	±4	4.0	±0.1	
O4 – O6	99	±1	0	2	22	45	31	±5	4.0	±0.1	
Experienced USC	100	±1	13	18	28	29	11	±16	3.1	±0.4	
Not Experienced USC	100	±1	3	6	23	39	29	±2	3.9	±0.1	
Experienced SH	100	±0	9	21	28	31	11	±8	3.2	±0.2	
Not Experienced SH	100	±1	3	5	22	39	30	±2	3.9	±0.1	
Deployed Past 12 Months	100	±1	4	7	21	39	29	±3	3.8	±0.1	
Not Deployed Past 12 Months	100	±1	3	6	23	39	29	±2	3.9	±0.1	
Army Enlisted	100	±1	6	10	27	35	22	±4	3.6	±0.1	
E1 – E4	100	±1	6	11	25	34	24	±5	3.6	±0.2	
Army Officers	100	±1	1	2	24	43	30	±6	4.0	±0.1	
Navy Enlisted	100	±1	2	5	23	42	28	±4	3.9	±0.1	
E1 – E4	99	±1	3	7	24	38	28	±7	3.8	±0.2	
Navy Officers	99	±1	2	2	20	44	32	±5	4.0	±0.1	
Marine Corps Enlisted	100	±1	3	5	22	39	31	±2	3.9	±0.1	
E1 – E4	100	±1	3	5	22	38	33	±3	3.9	±0.1	
Marine Corps Officers	100	±1	1	3	21	45	29	±3	4.0	±0.1	
Air Force Enlisted	100	±1	1	4	15	41	40	±3	4.1	±0.1	
E1 – E4	100	±1	1	3	10	41	45	±6	4.3	±0.1	
Air Force Officers	99	±1	0	5	21	41	33	±6	4.0	±0.1	

Note. Percent responding are active duty members who answered the question.

16. Overall, how would you rate...

a. Your current level of morale?

1. Very low
4. High

2. Low
5. Very high











































3. Moderate

	Percent Responding		Percentages					Max ME	Average Level of Morale		
			1	2	3	4	5				
TOTAL	99	±1	7	11	31	31	20	±2	3.5	±0.1	
Army	99	±1	8	12	31	31	19	±3	3.4	±0.1	
Navy	99	±1	7	13	32	30	19	±3	3.4	±0.1	
Marine Corps	99	±1	6	11	32	29	22	±2	3.5	±0.1	
Air Force	99	±1	5	10	31	34	20	±3	3.5	±0.1	
Enlisted	99	±1	8	12	32	30	19	±2	3.4	±0.1	
E1 – E4	99	±1	9	13	32	28	19	±3	3.4	±0.1	
E1 – E3	99	±1	6	12	30	29	23	±3	3.5	±0.1	
E4	99	±1	11	14	34	26	14	±4	3.2	±0.1	
E5 – E9	99	±1	7	12	31	32	18	±2	3.4	±0.1	
E5 – E6	99	±1	8	14	32	30	17	±2	3.3	±0.1	
E7 – E9	99	±1	3	7	28	38	25	±4	3.8	±0.1	
Officers	100	±1	2	7	29	38	23	±3	3.7	±0.1	
O1 – O3	100	±1	3	8	30	35	24	±4	3.7	±0.1	
O4 – O6	99	±1	2	7	26	43	23	±4	3.8	±0.1	
Deployed Past 12 Months	100	±1	8	13	33	29	18	±3	3.4	±0.1	
Not Deployed Past 12 Months	99	±1	6	11	30	32	20	±2	3.5	±0.1	
Non-Hispanic White	99	±1	6	11	32	32	19	±2	3.5	±0.1	
Total Minority	99	±1	7	12	30	29	21	±2	3.5	±0.1	
Non-Hispanic Black	99	±1	7	11	32	29	21	±3	3.5	±0.1	
Hispanic	99	±1	8	11	28	31	22	±4	3.5	±0.1	
Experienced USC	100	±1	25	15	27	21	12	±9	2.8	±0.3	
Not Experienced USC	99	±1	6	11	31	31	20	±2	3.5	±0.1	
Experienced SH	100	±1	21	18	32	22	8	±5	2.8	±0.2	
Not Experienced SH	99	±1	6	11	31	32	20	±2	3.5	±0.1	
FEMALES	99	±1	10	13	35	28	14	±2	3.2	±0.1	
Army	99	±1	11	14	34	28	13	±3	3.2	±0.1	
Navy	99	±1	10	14	35	27	14	±3	3.2	±0.1	
Marine Corps	100	±1	9	14	37	26	13	±2	3.2	±0.1	
Air Force	99	±1	8	13	35	30	14	±2	3.3	±0.1	
Enlisted	99	±1	11	14	35	26	14	±2	3.2	±0.1	
E1 – E4	99	±1	11	14	35	26	14	±2	3.2	±0.1	
E5 – E9	99	±1	9	15	36	26	13	±2	3.2	±0.1	
Officers	99	±1	5	10	34	36	14	±2	3.4	±0.1	
O1 – O3	99	±1	6	11	35	36	12	±3	3.4	±0.1	
O4 – O6	99	±1	4	8	32	38	18	±4	3.6	±0.1	
Experienced USC	100	±1	24	18	29	18	10	±5	2.7	±0.2	
Not Experienced USC	99	±1	9	13	35	29	14	±2	3.3	±0.1	
Experienced SH	100	±1	19	20	34	20	7	±3	2.8	±0.1	
Not Experienced SH	99	±1	7	11	35	31	16	±2	3.4	±0.1	
Deployed Past 12 Months	99	±1	13	15	36	25	12	±3	3.1	±0.1	
Not Deployed Past 12 Months	99	±1	9	13	35	29	14	±2	3.3	±0.1	

Note. Percent responding are active duty members who answered the question.

16. Overall, how would you rate...

a. Your current level of morale?

	Percent Responding		Percentages					Max ME	Average Level of Morale		
			1	2	3	4	5				
Army Enlisted	99	±1	12	15	35	25	13	±3	3.1	±0.1	
E1 – E4	100	±1	13	14	34	26	14	±4	3.1	±0.1	
Army Officers	99	±1	6	9	33	37	14	±4	3.4	±0.1	
Navy Enlisted	99	±1	11	15	35	25	14	±3	3.2	±0.1	
E1 – E4	99	±1	13	14	34	26	14	±4	3.2	±0.1	
Navy Officers	99	±1	6	11	33	37	14	±4	3.4	±0.1	
Marine Corps Enlisted	100	±1	10	14	37	26	13	±2	3.2	±0.1	
E1 – E4	100	±1	10	15	37	25	13	±3	3.2	±0.1	
Marine Corps Officers	100	±1	5	11	37	33	13	±4	3.4	±0.1	
Air Force Enlisted	99	±1	8	13	35	29	14	±3	3.3	±0.1	
E1 – E4	99	±1	9	13	36	28	15	±4	3.3	±0.1	
Air Force Officers	99	±1	4	10	35	36	15	±4	3.5	±0.1	
MALES	99	±1	6	11	31	32	21	±2	3.5	±0.1	
Army	99	±1	7	11	30	31	20	±3	3.5	±0.1	
Navy	99	±1	6	12	31	31	20	±4	3.4	±0.1	
Marine Corps	99	±1	6	10	32	29	23	±2	3.5	±0.1	
Air Force	99	±1	4	10	30	35	21	±3	3.6	±0.1	
Enlisted	99	±1	7	12	31	30	20	±2	3.4	±0.1	
E1 – E4	99	±1	8	12	32	28	20	±3	3.4	±0.1	
E5 – E9	99	±1	6	11	31	33	19	±2	3.5	±0.1	
Officers	100	±1	2	7	28	39	25	±3	3.8	±0.1	
O1 – O3	100	±1	2	7	29	35	26	±4	3.8	±0.1	
O4 – O6	99	±1	1	7	25	44	24	±5	3.8	±0.1	
Experienced USC	100	±0	26	12	25	23	14	±16	2.9	±0.5	
Not Experienced USC	99	±1	6	11	31	32	21	±2	3.5	±0.1	
Experienced SH	100	±1	23	16	30	23	8	±9	2.8	±0.3	
Not Experienced SH	99	±1	6	11	31	32	21	±2	3.5	±0.1	
Deployed Past 12 Months	100	±1	7	13	33	29	18	±3	3.4	±0.1	
Not Deployed Past 12 Months	99	±1	6	10	29	33	22	±2	3.5	±0.1	
Army Enlisted	99	±1	9	12	31	30	19	±3	3.4	±0.1	
E1 – E4	99	±1	9	13	32	27	19	±5	3.3	±0.2	
Army Officers	99	±1	1	7	29	39	24	±6	3.8	±0.1	
Navy Enlisted	99	±1	7	14	32	29	19	±4	3.4	±0.1	
E1 – E4	100	±0	9	14	31	29	18	±7	3.3	±0.2	
Navy Officers	99	±1	3	7	27	39	25	±5	3.7	±0.1	
Marine Corps Enlisted	99	±1	7	11	32	28	22	±2	3.5	±0.1	
E1 – E4	99	±1	8	12	33	26	22	±3	3.4	±0.1	
Marine Corps Officers	100	±1	2	7	26	39	26	±3	3.8	±0.1	
Air Force Enlisted	99	±1	5	10	30	34	20	±3	3.5	±0.1	
E1 – E4	98	±3	6	10	29	31	23	±5	3.5	±0.2	
Air Force Officers	100	±0	2	8	27	39	24	±6	3.8	±0.2	

Note. Percent responding are active duty members who answered the question.












































16. Overall, how would you rate...

b. The current level of morale in your unit?

1. Very low
4. High

2. Low
5. Very high

3. Moderate

	Percent Responding		Percentages					Max ME	Average Level of Morale		
			1	2	3	4	5				
TOTAL	99	±1	7	15	39	27	13	±2	3.2	±0.1	
Army	99	±1	9	16	38	25	12	±3	3.1	±0.1	
Navy	100	±1	7	14	40	28	12	±3	3.2	±0.1	
Marine Corps	100	±1	6	14	37	28	14	±2	3.3	±0.1	
Air Force	99	±1	5	14	38	28	15	±3	3.3	±0.1	
Enlisted	99	±1	8	16	39	25	12	±2	3.2	±0.1	
E1 – E4	99	±1	9	16	38	23	14	±3	3.1	±0.1	
E1 – E3	99	±1	7	13	36	27	17	±4	3.4	±0.1	
E4	99	±1	12	20	41	18	9	±4	2.9	±0.1	
E5 – E9	100	±1	7	15	40	27	11	±2	3.2	±0.1	
E5 – E6	99	±1	9	17	41	24	10	±2	3.1	±0.1	
E7 – E9	100	±1	3	9	36	38	13	±4	3.5	±0.1	
Officers	100	±1	2	9	37	36	15	±3	3.5	±0.1	
O1 – O3	100	±1	3	10	37	34	16	±4	3.5	±0.1	
O4 – O6	100	±1	1	7	36	40	16	±4	3.6	±0.1	
Deployed Past 12 Months	100	±1	9	15	41	23	12	±3	3.1	±0.1	
Not Deployed Past 12 Months	99	±1	6	14	37	29	13	±2	3.3	±0.1	
Non-Hispanic White	99	±1	7	15	38	29	12	±2	3.3	±0.1	
Total Minority	99	±1	8	15	40	24	13	±2	3.2	±0.1	
Non-Hispanic Black	99	±1	9	13	43	24	12	±4	3.2	±0.1	
Hispanic	100	±1	7	16	37	26	14	±4	3.2	±0.1	
Experienced USC	100	±0	19	23	39	14	5	±9	2.6	±0.2	
Not Experienced USC	99	±1	7	14	39	27	13	±2	3.2	±0.1	
Experienced SH	100	±1	16	27	39	15	3	±5	2.6	±0.1	
Not Experienced SH	99	±1	7	14	39	28	14	±2	3.3	±0.1	
FEMALES	100	±1	10	18	41	22	8	±2	3.0	±0.1	
Army	100	±1	12	20	40	21	7	±3	2.9	±0.1	
Navy	100	±1	11	18	41	23	8	±3	3.0	±0.1	
Marine Corps	100	±1	8	17	44	23	8	±2	3.1	±0.1	
Air Force	100	±1	7	17	43	24	9	±2	3.1	±0.1	
Enlisted	100	±1	11	19	41	20	8	±2	3.0	±0.1	
E1 – E4	100	±1	12	19	39	20	10	±2	3.0	±0.1	
E5 – E9	100	±1	11	20	43	21	7	±2	2.9	±0.1	
Officers	100	±1	4	13	43	32	7	±3	3.3	±0.1	
O1 – O3	100	±1	5	14	45	30	6	±3	3.2	±0.1	
O4 – O6	99	±1	3	12	40	35	10	±4	3.4	±0.1	
Experienced USC	100	±0	19	25	36	15	5	±5	2.6	±0.2	
Not Experienced USC	100	±1	9	18	42	23	8	±2	3.0	±0.1	
Experienced SH	99	±1	19	26	38	14	3	±3	2.6	±0.1	
Not Experienced SH	100	±1	7	16	42	25	10	±2	3.1	±0.1	
Deployed Past 12 Months	100	±1	13	19	41	20	6	±3	2.9	±0.1	
Not Deployed Past 12 Months	100	±1	9	18	41	23	9	±2	3.1	±0.1	

Note. Percent responding are active duty members who answered the question.

16. Overall, how would you rate...

b. The current level of morale in your unit?

	Percent Responding		Percentages					Max ME	Average Level of Morale		
			1	2	3	4	5				
Army Enlisted	100	±1	14	21	39	19	8	±3	2.8	±0.1	
E1 – E4	100	±1	14	20	38	19	9	±4	2.9	±0.1	
Army Officers	99	±1	3	16	45	30	6	±4	3.2	±0.1	
Navy Enlisted	100	±1	12	19	40	21	8	±3	3.0	±0.1	
E1 – E4	99	±1	13	19	37	21	9	±4	2.9	±0.1	
Navy Officers	100	±1	5	11	43	33	7	±4	3.3	±0.1	
Marine Corps Enlisted	100	±1	8	18	44	21	8	±2	3.0	±0.1	
E1 – E4	100	±1	9	18	43	22	9	±3	3.0	±0.1	
Marine Corps Officers	100	±1	4	12	42	35	8	±4	3.3	±0.1	
Air Force Enlisted	100	±1	8	18	43	22	9	±3	3.1	±0.1	
E1 – E4	100	±1	8	18	42	20	12	±4	3.1	±0.1	
Air Force Officers	100	±1	4	12	42	33	9	±4	3.3	±0.1	
MALES	99	±1	7	14	38	28	14	±2	3.3	±0.1	
Army	99	±1	9	15	38	25	12	±3	3.2	±0.1	
Navy	100	±1	6	13	39	29	13	±4	3.3	±0.1	
Marine Corps	100	±1	6	14	37	29	14	±2	3.3	±0.1	
Air Force	99	±1	5	13	38	30	16	±3	3.4	±0.1	
Enlisted	99	±1	8	15	39	26	13	±2	3.2	±0.1	
E1 – E4	99	±1	9	16	38	23	14	±3	3.2	±0.1	
E5 – E9	99	±1	7	14	39	28	11	±2	3.2	±0.1	
Officers	100	±1	2	8	36	37	17	±3	3.6	±0.1	
O1 – O3	100	±1	3	10	35	34	18	±4	3.6	±0.1	
O4 – O6	100	±1	1	6	35	41	17	±5	3.7	±0.1	
Experienced USC	100	±0	19	21	41	13	5	±15	2.7	±0.3	
Not Experienced USC	99	±1	7	14	38	28	14	±2	3.3	±0.1	
Experienced SH	100	±0	14	28	39	16	2	±9	2.6	±0.2	
Not Experienced SH	99	±1	7	13	38	28	14	±2	3.3	±0.1	
Deployed Past 12 Months	100	±1	9	15	41	23	12	±3	3.1	±0.1	
Not Deployed Past 12 Months	99	±1	6	13	37	30	14	±2	3.3	±0.1	
Army Enlisted	99	±1	10	17	38	23	12	±4	3.1	±0.1	
E1 – E4	99	±1	12	17	40	18	13	±5	3.0	±0.2	
Army Officers	100	±0	2	9	39	36	15	±6	3.5	±0.1	
Navy Enlisted	100	±1	6	14	41	27	12	±4	3.2	±0.1	
E1 – E4	99	±1	7	16	38	27	12	±7	3.2	±0.2	
Navy Officers	100	±1	3	7	31	42	17	±5	3.6	±0.1	
Marine Corps Enlisted	100	±1	7	14	38	27	14	±2	3.3	±0.1	
E1 – E4	99	±1	7	15	36	27	14	±3	3.3	±0.1	
Marine Corps Officers	100	±1	2	7	33	42	16	±3	3.6	±0.1	
Air Force Enlisted	99	±1	5	14	38	29	15	±3	3.3	±0.1	
E1 – E4	99	±2	5	14	35	26	19	±5	3.4	±0.2	
Air Force Officers	100	±1	2	8	36	34	20	±6	3.6	±0.2	

Note. Percent responding are active duty members who answered the question.











































17. Suppose that you have to decide whether to stay on active duty. Assuming you could stay, how likely is it that you would choose to do so?

1. Very unlikely
 2. Unlikely
 3. Neither likely nor unlikely
 4. Likely
 5. Very likely

	Percent Responding		Percentages					Max ME	Average Likelihood		
			1	2	3	4	5				
TOTAL	100	±1	12	10	13	24	42	±2	3.7	±0.1	
Army	100	±1	14	10	12	23	42	±3	3.7	±0.1	
Navy	100	±1	11	9	13	24	44	±3	3.8	±0.1	
Marine Corps	100	±1	16	12	14	21	37	±2	3.5	±0.1	
Air Force	100	±1	8	9	12	26	45	±3	3.9	±0.1	
Enlisted	100	±1	13	10	13	23	41	±2	3.7	±0.1	
E1 – E4	100	±1	18	12	16	24	30	±3	3.4	±0.1	
E1 – E3	100	±1	17	11	17	27	28	±4	3.4	±0.1	
E4	100	±1	19	12	16	21	33	±3	3.4	±0.1	
E5 – E9	100	±1	9	8	9	22	53	±2	4.0	±0.1	
E5 – E6	100	±1	9	7	10	22	51	±2	4.0	±0.1	
E7 – E9	100	±1	6	8	7	23	57	±4	4.2	±0.1	
Officers	100	±1	6	9	11	25	50	±3	4.0	±0.1	
O1 – O3	100	±0	7	10	13	25	45	±4	3.9	±0.1	
O4 – O6	100	±1	5	6	10	26	54	±4	4.2	±0.1	
Deployed Past 12 Months	100	±1	14	10	13	23	40	±3	3.7	±0.1	
Not Deployed Past 12 Months	100	±1	11	9	13	24	43	±2	3.8	±0.1	
Non-Hispanic White	100	±1	13	10	12	23	41	±2	3.7	±0.1	
Total Minority	100	±1	10	9	13	24	44	±2	3.8	±0.1	
Non-Hispanic Black	100	±1	8	9	12	25	45	±4	3.9	±0.1	
Hispanic	100	±1	12	9	13	23	44	±4	3.8	±0.1	
Experienced USC	100	±0	22	13	11	25	29	±9	3.2	±0.3	
Not Experienced USC	100	±1	12	9	13	24	43	±2	3.8	±0.1	
Experienced SH	100	±1	24	15	13	23	25	±5	3.1	±0.2	
Not Experienced SH	100	±1	11	9	12	24	44	±2	3.8	±0.1	
FEMALES	100	±1	14	12	13	25	35	±2	3.6	±0.1	
Army	100	±1	16	12	13	25	33	±2	3.5	±0.1	
Navy	100	±1	15	12	13	24	35	±3	3.5	±0.1	
Marine Corps	100	±1	19	15	13	22	30	±2	3.3	±0.1	
Air Force	100	±1	10	11	13	27	38	±2	3.7	±0.1	
Enlisted	100	±1	15	12	13	25	35	±2	3.5	±0.1	
E1 – E4	100	±1	19	14	16	23	28	±2	3.3	±0.1	
E5 – E9	100	±1	11	10	10	26	42	±2	3.8	±0.1	
Officers	100	±0	8	13	13	29	37	±2	3.7	±0.1	
O1 – O3	100	±0	10	14	17	30	31	±3	3.6	±0.1	
O4 – O6	100	±0	6	11	8	27	49	±4	4.0	±0.1	
Experienced USC	100	±0	23	13	13	27	24	±5	3.2	±0.2	
Not Experienced USC	100	±1	13	12	13	25	36	±2	3.6	±0.1	
Experienced SH	100	±1	23	16	14	24	24	±3	3.1	±0.1	
Not Experienced SH	100	±1	11	11	13	26	38	±2	3.7	±0.1	
Deployed Past 12 Months	100	±1	17	11	14	26	32	±3	3.4	±0.1	
Not Deployed Past 12 Months	100	±1	13	12	13	25	36	±2	3.6	±0.1	

Note. Percent responding are active duty members who answered the question.

17. Suppose that you have to decide whether to stay on active duty. Assuming you could stay, how likely is it that you would choose to do so?

	Percent Responding		Percentages					Max ME	Average Likelihood		
			1	2	3	4	5				
Army Enlisted	100	±1	17	12	13	24	33	±3	3.4	±0.1	
E1 – E4	100	±1	21	13	14	24	27	±4	3.2	±0.2	
Army Officers	100	±0	9	13	14	27	37	±4	3.7	±0.1	
Navy Enlisted	100	±1	16	12	13	23	35	±3	3.5	±0.1	
E1 – E4	100	±1	20	14	15	22	30	±4	3.3	±0.2	
Navy Officers	100	±0	9	11	12	30	38	±4	3.8	±0.1	
Marine Corps Enlisted	100	±1	21	15	13	21	29	±2	3.2	±0.1	
E1 – E4	100	±0	24	17	15	20	24	±2	3.0	±0.1	
Marine Corps Officers	100	±0	7	17	14	25	37	±4	3.7	±0.1	
Air Force Enlisted	100	±1	11	11	13	27	38	±3	3.7	±0.1	
E1 – E4	100	±1	13	13	19	25	30	±4	3.5	±0.1	
Air Force Officers	100	±0	7	12	13	30	37	±4	3.8	±0.1	
MALES	100	±1	12	9	12	23	44	±2	3.8	±0.1	
Army	100	±1	13	9	12	22	43	±3	3.7	±0.1	
Navy	100	±1	10	8	12	24	46	±4	3.9	±0.1	
Marine Corps	100	±1	16	11	14	21	38	±2	3.5	±0.1	
Air Force	100	±1	7	9	12	26	46	±3	4.0	±0.1	
Enlisted	100	±1	13	9	13	23	42	±2	3.7	±0.1	
E1 – E4	100	±1	17	11	17	24	30	±3	3.4	±0.1	
E5 – E9	100	±1	8	7	9	22	54	±2	4.1	±0.1	
Officers	100	±1	5	8	11	24	52	±3	4.1	±0.1	
O1 – O3	100	±0	7	10	12	23	48	±4	4.0	±0.1	
O4 – O6	100	±1	4	5	10	26	54	±5	4.2	±0.1	
Experienced USC	100	±0	21	13	11	23	32	±15	3.3	±0.5	
Not Experienced USC	100	±1	12	9	12	23	44	±2	3.8	±0.1	
Experienced SH	100	±0	25	14	13	21	26	±9	3.1	±0.3	
Not Experienced SH	100	±1	11	9	12	23	44	±2	3.8	±0.1	
Deployed Past 12 Months	100	±1	13	10	12	23	41	±3	3.7	±0.1	
Not Deployed Past 12 Months	100	±1	11	9	12	23	45	±2	3.8	±0.1	
Army Enlisted	100	±0	15	10	13	22	41	±3	3.6	±0.1	
E1 – E4	100	±0	19	11	15	23	32	±5	3.4	±0.2	
Army Officers	100	±1	5	7	10	24	54	±6	4.1	±0.2	
Navy Enlisted	100	±1	11	8	13	24	44	±4	3.8	±0.1	
E1 – E4	100	±0	15	11	17	25	32	±6	3.5	±0.2	
Navy Officers	100	±0	6	8	10	22	53	±5	4.1	±0.2	
Marine Corps Enlisted	100	±1	17	12	14	21	36	±2	3.5	±0.1	
E1 – E4	100	±0	23	14	17	21	25	±2	3.1	±0.1	
Marine Corps Officers	100	±0	6	7	11	26	51	±3	4.1	±0.1	
Air Force Enlisted	100	±1	8	8	12	26	45	±3	3.9	±0.1	
E1 – E4	100	±1	10	10	19	30	32	±6	3.6	±0.2	
Air Force Officers	100	±1	6	9	12	25	49	±6	4.0	±0.2	

Note. Percent responding are active duty members who answered the question.

18. Overall, how satisfied are you with the military way of life?

1. Very dissatisfied
4. Satisfied

2. Dissatisfied
5. Very satisfied

3. Neither satisfied nor dissatisfied

	Percent Responding		Percentages					Max ME	Average Satisfaction		
			1	2	3	4	5				
TOTAL	100	±1	5	10	17	44	24	±2	3.7	±0.1	
Army	100	±1	5	12	16	43	24	±3	3.7	±0.1	
Navy	100	±1	5	9	19	43	24	±3	3.7	±0.1	
Marine Corps	100	±1	6	9	21	41	22	±2	3.6	±0.1	
Air Force	100	±1	3	7	14	49	27	±3	3.9	±0.1	
Enlisted	100	±1	5	10	18	43	23	±2	3.7	±0.1	
E1 – E4	100	±1	7	12	23	41	17	±3	3.5	±0.1	
E1 – E3	100	±1	6	11	23	42	18	±4	3.5	±0.1	
E4	100	±1	8	14	23	39	17	±4	3.4	±0.1	
E5 – E9	100	±1	4	8	13	46	29	±2	3.9	±0.1	
E5 – E6	100	±1	4	9	14	47	26	±3	3.8	±0.1	
E7 – E9	100	±1	2	5	9	44	40	±4	4.2	±0.1	
Officers	100	±1	1	7	11	49	32	±3	4.0	±0.1	
O1 – O3	100	±1	2	9	13	49	28	±4	3.9	±0.1	
O4 – O6	100	±1	0	5	9	49	37	±4	4.2	±0.1	
Deployed Past 12 Months	100	±1	5	11	18	44	21	±3	3.7	±0.1	
Not Deployed Past 12 Months	100	±1	4	9	16	44	26	±2	3.8	±0.1	
Non-Hispanic White	100	±1	5	11	17	45	23	±2	3.7	±0.1	
Total Minority	100	±1	4	8	17	43	27	±2	3.8	±0.1	
Non-Hispanic Black	100	±1	3	9	17	43	27	±4	3.8	±0.1	
Hispanic	100	±1	4	8	16	45	27	±4	3.8	±0.1	
Experienced USC	100	±1	14	22	14	37	13	±9	3.1	±0.3	
Not Experienced USC	100	±1	4	10	17	45	25	±2	3.8	±0.1	
Experienced SH	100	±1	13	19	22	35	10	±4	3.1	±0.2	
Not Experienced SH	100	±1	4	9	16	45	25	±2	3.8	±0.1	
FEMALES	100	±1	6	12	18	45	19	±2	3.6	±0.1	
Army	100	±1	7	14	18	44	17	±3	3.5	±0.1	
Navy	100	±1	6	13	20	44	17	±3	3.5	±0.1	
Marine Corps	100	±1	7	12	24	41	15	±2	3.5	±0.1	
Air Force	100	±1	3	9	16	49	24	±2	3.8	±0.1	
Enlisted	100	±1	6	12	19	44	18	±2	3.6	±0.1	
E1 – E4	100	±1	8	14	23	42	13	±2	3.4	±0.1	
E5 – E9	100	±1	4	9	15	47	25	±2	3.8	±0.1	
Officers	100	±1	3	10	14	52	22	±3	3.8	±0.1	
O1 – O3	100	±1	3	11	15	53	17	±3	3.7	±0.1	
O4 – O6	100	±1	1	7	10	50	32	±4	4.0	±0.1	
Experienced USC	99	±1	12	20	20	37	11	±6	3.1	±0.2	
Not Experienced USC	100	±1	5	11	18	46	20	±2	3.6	±0.1	
Experienced SH	100	±1	11	20	20	38	11	±3	3.2	±0.1	
Not Experienced SH	100	±1	4	9	18	48	22	±2	3.7	±0.1	
Deployed Past 12 Months	100	±1	8	14	19	43	16	±3	3.5	±0.1	
Not Deployed Past 12 Months	100	±1	5	11	18	46	20	±2	3.7	±0.1	

Note. Percent responding are active duty members who answered the question.

18. Overall, how satisfied are you with the military way of life?

	Percent Responding		Percentages					Max ME	Average Satisfaction		
			1	2	3	4	5				
Army Enlisted	100	±1	8	14	19	43	16	±3	3.5	±0.1	
E1 – E4	100	±1	10	16	22	42	11	±4	3.3	±0.1	
Army Officers	100	±1	4	11	14	51	20	±4	3.7	±0.1	
Navy Enlisted	100	±1	7	14	21	42	16	±3	3.5	±0.1	
E1 – E4	99	±1	9	15	24	38	13	±4	3.3	±0.1	
Navy Officers	100	±1	2	8	16	52	22	±4	3.8	±0.1	
Marine Corps Enlisted	100	±1	7	13	25	40	14	±2	3.4	±0.1	
E1 – E4	100	±1	9	15	28	37	11	±3	3.3	±0.1	
Marine Corps Officers	100	±1	2	10	15	50	23	±4	3.8	±0.1	
Air Force Enlisted	100	±1	4	8	17	48	23	±3	3.8	±0.1	
E1 – E4	100	±1	5	10	20	46	19	±4	3.6	±0.1	
Air Force Officers	100	±1	2	9	11	53	24	±4	3.9	±0.1	
MALES	100	±1	4	9	17	44	25	±2	3.8	±0.1	
Army	100	±1	4	12	16	43	25	±3	3.7	±0.1	
Navy	100	±0	5	8	18	43	25	±4	3.7	±0.1	
Marine Corps	100	±1	6	9	21	41	23	±2	3.7	±0.1	
Air Force	100	±1	2	6	14	49	28	±3	3.9	±0.1	
Enlisted	100	±1	5	10	18	43	24	±2	3.7	±0.1	
E1 – E4	100	±1	6	12	23	41	18	±3	3.5	±0.1	
E5 – E9	100	±1	4	8	12	46	30	±2	3.9	±0.1	
Officers	100	±1	1	6	10	48	34	±3	4.1	±0.1	
O1 – O3	100	±0	2	8	13	48	30	±4	4.0	±0.1	
O4 – O6	100	±0	0	4	9	49	38	±5	4.2	±0.1	
Experienced USC	100	±0	16	24	9	37	15	±16	3.1	±0.4	
Not Experienced USC	100	±1	4	9	17	44	25	±2	3.8	±0.1	
Experienced SH	100	±1	15	19	24	33	10	±8	3.0	±0.2	
Not Experienced SH	100	±1	4	9	16	45	26	±2	3.8	±0.1	
Deployed Past 12 Months	100	±1	5	11	18	45	22	±3	3.7	±0.1	
Not Deployed Past 12 Months	100	±1	4	9	16	44	27	±2	3.8	±0.1	
Army Enlisted	100	±1	5	13	17	42	23	±4	3.6	±0.1	
E1 – E4	100	±1	6	16	22	39	17	±5	3.5	±0.2	
Army Officers	100	±0	1	7	10	50	33	±6	4.1	±0.1	
Navy Enlisted	100	±0	6	8	20	42	23	±4	3.7	±0.1	
E1 – E4	100	±0	9	9	25	39	18	±7	3.5	±0.2	
Navy Officers	100	±0	2	6	9	48	34	±5	4.1	±0.1	
Marine Corps Enlisted	100	±1	6	10	23	40	21	±2	3.6	±0.1	
E1 – E4	100	±1	9	12	27	36	16	±3	3.4	±0.1	
Marine Corps Officers	100	±1	2	4	10	50	35	±3	4.1	±0.1	
Air Force Enlisted	100	±1	3	6	14	50	27	±3	3.9	±0.1	
E1 – E4	100	±0	3	7	19	50	22	±5	3.8	±0.1	
Air Force Officers	100	±0	0	7	13	45	35	±6	4.1	±0.1	

Note. Percent responding are active duty members who answered the question.

19. How often during the past 12 months have you experienced any of the following behaviors where coworkers or supervisors...

a. Intentionally interfered with your work performance?

1. Never
 2. Once or twice
 3. Sometimes
 4. Often
 5. Very often

	Percent Responding		Percentages					Max ME	Average Frequency		
			1	2	3	4	5				
TOTAL	100	±1	58	22	14	4	3	±2	1.7	±0.1	
Army	100	±1	53	23	16	5	3	±3	1.8	±0.1	
Navy	100	±1	56	22	15	5	3	±3	1.8	±0.1	
Marine Corps	100	±1	55	23	15	4	3	±2	1.8	±0.1	
Air Force	100	±1	70	18	9	2	2	±2	1.5	±0.1	
Enlisted	100	±1	55	22	15	5	3	±2	1.8	±0.1	
E1 – E4	100	±1	53	23	16	5	3	±3	1.8	±0.1	
E1 – E3	100	±1	58	22	13	4	3	±4	1.7	±0.1	
E4	100	±1	48	25	18	6	3	±4	1.9	±0.1	
E5 – E9	100	±1	58	21	14	4	3	±2	1.7	±0.1	
E5 – E6	100	±1	56	22	15	5	3	±2	1.8	±0.1	
E7 – E9	100	±1	64	18	13	3	2	±3	1.6	±0.1	
Officers	100	±1	69	20	8	2	1	±3	1.5	±0.1	
O1 – O3	100	±1	66	23	8	2	1	±4	1.5	±0.1	
O4 – O6	100	±1	73	15	8	2	1	±4	1.4	±0.1	
Deployed Past 12 Months	100	±1	53	24	15	5	3	±3	1.8	±0.1	
Not Deployed Past 12 Months	100	±1	60	21	13	4	2	±2	1.7	±0.1	
Non-Hispanic White	100	±1	60	21	12	4	2	±2	1.7	±0.1	
Total Minority	100	±1	53	22	17	4	3	±2	1.8	±0.1	
Non-Hispanic Black	100	±1	55	20	17	4	3	±4	1.8	±0.1	
Hispanic	100	±1	55	24	14	4	3	±4	1.8	±0.1	
Experienced USC	100	±1	27	27	22	14	10	±8	2.5	±0.3	
Not Experienced USC	100	±1	58	22	14	4	2	±2	1.7	±0.1	
Experienced SH	100	±1	25	29	24	12	10	±5	2.5	±0.2	
Not Experienced SH	100	±1	60	21	13	4	2	±2	1.7	±0.1	
FEMALES	99	±1	52	22	16	7	4	±2	1.9	±0.1	
Army	100	±1	45	24	17	8	6	±3	2.0	±0.1	
Navy	100	±1	50	23	17	7	3	±3	1.9	±0.1	
Marine Corps	100	±1	47	23	19	7	3	±2	2.0	±0.1	
Air Force	99	±1	61	19	12	4	3	±2	1.7	±0.1	
Enlisted	99	±1	50	22	17	7	4	±2	1.9	±0.1	
E1 – E4	100	±1	49	22	18	7	4	±2	1.9	±0.1	
E5 – E9	99	±1	50	22	16	7	5	±2	1.9	±0.1	
Officers	100	±1	60	22	11	5	3	±3	1.7	±0.1	
O1 – O3	100	±1	58	24	10	5	3	±3	1.7	±0.1	
O4 – O6	100	±1	64	17	11	5	3	±4	1.7	±0.1	
Experienced USC	100	±1	28	24	24	14	10	±5	2.6	±0.2	
Not Experienced USC	99	±1	53	22	15	6	4	±2	1.9	±0.1	
Experienced SH	100	±1	27	26	25	13	9	±3	2.5	±0.1	
Not Experienced SH	99	±1	59	21	13	5	3	±2	1.7	±0.1	
Deployed Past 12 Months	99	±1	44	25	18	7	6	±3	2.0	±0.1	
Not Deployed Past 12 Months	99	±1	54	21	15	6	4	±2	1.8	±0.1	

Note. Percent responding are active duty members who answered the question.

19. How often during the past 12 months have you experienced any of the following behaviors where coworkers or supervisors...
a. Intentionally interfered with your work performance?

	Percent Responding		Percentages					Max ME	Average Frequency		
			1	2	3	4	5				
Army Enlisted	99	±1	43	23	19	8	6	±3	2.1	±0.1	
E1 – E4	100	±1	42	24	19	8	6	±4	2.1	±0.1	
Army Officers	100	±0	53	25	12	7	4	±4	1.8	±0.1	
Navy Enlisted	100	±1	48	23	18	8	3	±3	2.0	±0.1	
E1 – E4	100	±1	48	23	18	7	3	±4	1.9	±0.1	
Navy Officers	100	±1	62	21	11	4	3	±4	1.6	±0.1	
Marine Corps Enlisted	100	±1	46	23	20	8	3	±2	2.0	±0.1	
E1 – E4	100	±1	45	24	21	8	3	±3	2.0	±0.1	
Marine Corps Officers	100	±1	60	21	13	3	3	±4	1.7	±0.1	
Air Force Enlisted	99	±1	60	20	13	4	3	±3	1.7	±0.1	
E1 – E4	100	±1	63	19	13	4	2	±4	1.6	±0.1	
Air Force Officers	99	±1	67	18	9	4	2	±4	1.6	±0.1	
MALES	100	±1	59	22	13	4	2	±2	1.7	±0.1	
Army	100	±1	54	23	15	5	3	±3	1.8	±0.1	
Navy	100	±1	57	22	15	4	3	±4	1.7	±0.1	
Marine Corps	100	±1	56	23	15	4	3	±2	1.7	±0.1	
Air Force	100	±1	72	17	8	2	1	±3	1.4	±0.1	
Enlisted	100	±1	56	22	15	4	2	±2	1.7	±0.1	
E1 – E4	100	±1	54	23	15	5	3	±3	1.8	±0.1	
E5 – E9	100	±1	59	21	14	4	2	±2	1.7	±0.1	
Officers	100	±1	70	19	8	2	1	±3	1.4	±0.1	
O1 – O3	100	±1	68	22	7	2	1	±4	1.5	±0.1	
O4 – O6	100	±1	74	15	8	2	1	±4	1.4	±0.1	
Experienced USC	100	±0	27	30	20	14	9	±16	2.5	±0.4	
Not Experienced USC	100	±1	59	22	13	4	2	±2	1.7	±0.1	
Experienced SH	100	±1	23	32	23	11	11	±8	2.6	±0.3	
Not Experienced SH	100	±1	60	21	13	4	2	±2	1.7	±0.1	
Deployed Past 12 Months	100	±1	54	24	15	5	3	±3	1.8	±0.1	
Not Deployed Past 12 Months	100	±1	61	21	13	3	2	±2	1.6	±0.1	
Army Enlisted	100	±1	51	24	17	5	3	±4	1.9	±0.1	
E1 – E4	100	±1	48	24	19	6	3	±5	1.9	±0.2	
Army Officers	100	±0	68	21	8	2	1	±5	1.5	±0.1	
Navy Enlisted	100	±1	55	22	16	5	2	±4	1.8	±0.1	
E1 – E4	100	±0	54	24	13	6	2	±7	1.8	±0.2	
Navy Officers	100	±1	67	20	8	2	3	±5	1.5	±0.1	
Marine Corps Enlisted	100	±1	54	24	15	4	3	±2	1.8	±0.1	
E1 – E4	100	±1	52	25	17	4	3	±3	1.8	±0.1	
Marine Corps Officers	100	±1	70	17	10	3	1	±3	1.5	±0.1	
Air Force Enlisted	100	±1	71	18	8	2	1	±3	1.5	±0.1	
E1 – E4	99	±1	70	19	7	2	2	±5	1.5	±0.1	
Air Force Officers	100	±0	78	16	6	0	0	±5	1.3	±0.1	

Note. Percent responding are active duty members who answered the question.

19. How often during the past 12 months have you experienced any of the following behaviors where coworkers or supervisors...

b. Did not provide information or assistance when you needed it?

- 1. Never
- 2. Once or twice
- 3. Sometimes
- 4. Often
- 5. Very often

	Percent Responding		Percentages					Max ME	Average Frequency		
			1	2	3	4	5				
TOTAL	99	±1	43	26	18	9	4	±2	2.1	±0.1	
Army	99	±1	35	27	20	11	6	±3	2.3	±0.1	
Navy	99	±1	43	26	19	8	4	±3	2.1	±0.1	
Marine Corps	99	±1	46	25	18	7	3	±2	2.0	±0.1	
Air Force	99	±1	54	24	14	5	2	±3	1.8	±0.1	
Enlisted	99	±1	42	25	19	9	5	±2	2.1	±0.1	
E1 – E4	99	±1	40	24	20	10	5	±3	2.2	±0.1	
E1 – E3	99	±1	45	25	18	8	4	±4	2.0	±0.1	
E4	99	±1	35	24	22	13	6	±3	2.3	±0.1	
E5 – E9	99	±1	44	26	18	8	5	±2	2.0	±0.1	
E5 – E6	99	±1	42	26	19	9	5	±2	2.1	±0.1	
E7 – E9	99	±1	51	25	14	6	4	±4	1.9	±0.1	
Officers	99	±1	48	31	14	5	2	±3	1.8	±0.1	
O1 – O3	99	±1	44	32	15	6	3	±4	1.9	±0.1	
O4 – O6	99	±1	54	28	12	5	2	±4	1.7	±0.1	
Deployed Past 12 Months	99	±1	37	27	20	11	5	±3	2.2	±0.1	
Not Deployed Past 12 Months	99	±1	46	25	17	8	4	±2	2.0	±0.1	
Non-Hispanic White	99	±1	44	27	17	8	4	±2	2.0	±0.1	
Total Minority	99	±1	42	24	19	9	5	±2	2.1	±0.1	
Non-Hispanic Black	99	±1	44	23	20	8	5	±4	2.1	±0.1	
Hispanic	99	±1	41	27	18	8	5	±4	2.1	±0.1	
Experienced USC	98	±4	17	25	19	24	15	±9	2.9	±0.2	
Not Experienced USC	99	±1	44	26	18	8	4	±2	2.0	±0.1	
Experienced SH	99	±1	14	24	25	22	15	±4	3.0	±0.2	
Not Experienced SH	99	±1	45	26	18	8	4	±2	2.0	±0.1	
FEMALES	99	±1	36	26	19	12	7	±2	2.3	±0.1	
Army	99	±1	29	25	21	14	10	±2	2.5	±0.1	
Navy	99	±1	36	27	20	12	5	±3	2.2	±0.1	
Marine Corps	99	±1	37	26	22	11	4	±2	2.2	±0.1	
Air Force	99	±1	45	26	16	9	5	±2	2.0	±0.1	
Enlisted	99	±1	36	25	19	12	7	±2	2.3	±0.1	
E1 – E4	99	±1	35	25	20	12	7	±2	2.3	±0.1	
E5 – E9	99	±1	37	25	19	12	7	±2	2.3	±0.1	
Officers	99	±1	40	30	18	9	4	±2	2.1	±0.1	
O1 – O3	99	±1	37	31	18	9	4	±3	2.1	±0.1	
O4 – O6	99	±1	44	28	16	8	4	±4	2.0	±0.1	
Experienced USC	99	±1	15	24	21	25	15	±5	3.0	±0.2	
Not Experienced USC	99	±1	38	26	19	11	6	±2	2.2	±0.1	
Experienced SH	99	±1	15	24	24	21	15	±3	3.0	±0.1	
Not Experienced SH	99	±1	43	27	18	9	4	±2	2.1	±0.1	
Deployed Past 12 Months	99	±1	30	27	21	14	8	±3	2.4	±0.1	
Not Deployed Past 12 Months	99	±1	38	26	18	11	7	±2	2.2	±0.1	

Note. Percent responding are active duty members who answered the question.

19. How often during the past 12 months have you experienced any of the following behaviors where coworkers or supervisors...

b. Did not provide information or assistance when you needed it?

	Percent Responding		Percentages					Max ME	Average Frequency		
			1	2	3	4	5				
Army Enlisted	99	±1	28	24	21	15	11	±3	2.6	±0.1	
E1 – E4	99	±1	27	24	21	16	12	±4	2.6	±0.1	
Army Officers	100	±1	34	28	21	12	5	±4	2.3	±0.1	
Navy Enlisted	99	±1	35	26	21	13	6	±3	2.3	±0.1	
E1 – E4	99	±1	34	26	21	12	6	±4	2.3	±0.1	
Navy Officers	99	±1	41	31	17	7	4	±4	2.0	±0.1	
Marine Corps Enlisted	99	±1	36	26	22	11	4	±2	2.2	±0.1	
E1 – E4	99	±1	36	26	23	12	4	±3	2.2	±0.1	
Marine Corps Officers	99	±1	43	29	17	7	4	±4	2.0	±0.1	
Air Force Enlisted	99	±1	44	25	16	9	5	±3	2.1	±0.1	
E1 – E4	99	±1	48	24	16	8	4	±4	2.0	±0.1	
Air Force Officers	99	±1	46	30	15	7	2	±4	1.9	±0.1	
MALES	99	±1	44	26	18	8	4	±2	2.0	±0.1	
Army	99	±1	36	27	20	11	6	±3	2.2	±0.1	
Navy	99	±1	44	26	19	8	4	±4	2.0	±0.1	
Marine Corps	99	±1	47	25	18	7	3	±2	1.9	±0.1	
Air Force	99	±1	56	24	14	4	2	±3	1.7	±0.1	
Enlisted	99	±1	43	25	19	9	5	±2	2.1	±0.1	
E1 – E4	99	±1	41	24	20	10	5	±3	2.1	±0.1	
E5 – E9	99	±1	45	26	17	8	4	±2	2.0	±0.1	
Officers	99	±1	49	31	13	5	2	±3	1.8	±0.1	
O1 – O3	99	±1	45	33	15	5	2	±4	1.9	±0.1	
O4 – O6	99	±1	55	28	11	4	2	±5	1.7	±0.1	
Experienced USC	97	±6	19	26	18	23	14	±17	2.9	±0.4	
Not Experienced USC	99	±1	44	26	18	8	4	±2	2.0	±0.1	
Experienced SH	99	±2	13	25	25	22	16	±8	3.0	±0.3	
Not Experienced SH	99	±1	45	26	18	7	4	±2	2.0	±0.1	
Deployed Past 12 Months	99	±1	38	27	20	10	5	±3	2.2	±0.1	
Not Deployed Past 12 Months	99	±1	47	25	17	7	4	±2	1.9	±0.1	
Army Enlisted	99	±1	35	26	21	12	7	±4	2.3	±0.1	
E1 – E4	99	±1	32	25	23	14	6	±5	2.4	±0.2	
Army Officers	99	±1	44	32	15	7	2	±6	1.9	±0.2	
Navy Enlisted	99	±1	42	25	20	9	4	±4	2.1	±0.1	
E1 – E4	99	±2	41	24	19	12	4	±7	2.1	±0.2	
Navy Officers	99	±1	51	32	12	3	3	±5	1.7	±0.1	
Marine Corps Enlisted	99	±1	46	25	18	7	3	±2	2.0	±0.1	
E1 – E4	100	±1	44	26	20	7	4	±3	2.0	±0.1	
Marine Corps Officers	99	±1	52	28	14	4	1	±3	1.7	±0.1	
Air Force Enlisted	99	±1	57	22	14	4	2	±3	1.7	±0.1	
E1 – E4	99	±1	57	22	15	2	3	±6	1.7	±0.2	
Air Force Officers	99	±1	55	31	11	2	1	±6	1.6	±0.1	

Note. Percent responding are active duty members who answered the question.

19. How often during the past 12 months have you experienced any of the following behaviors where coworkers or supervisors...

c. Were excessively harsh in their criticism of your work performance?

1. Never
 2. Once or twice
 3. Sometimes
 4. Often
 5. Very often

	Percent Responding		Percentages					Max ME	Average Frequency		
			1	2	3	4	5				
TOTAL	99	±1	63	19	10	5	3	±2	1.7	±0.1	
Army	99	±1	58	20	12	6	4	±3	1.8	±0.1	
Navy	100	±1	62	19	11	5	3	±3	1.7	±0.1	
Marine Corps	99	±1	61	20	12	4	3	±2	1.7	±0.1	
Air Force	99	±1	72	17	7	3	2	±2	1.5	±0.1	
Enlisted	99	±1	61	19	11	5	4	±2	1.7	±0.1	
E1 – E4	99	±1	57	20	12	7	4	±3	1.8	±0.1	
E1 – E3	99	±1	61	18	12	5	4	±4	1.7	±0.1	
E4	100	±1	53	23	12	8	4	±4	1.9	±0.1	
E5 – E9	99	±1	65	18	10	4	3	±2	1.6	±0.1	
E5 – E6	99	±1	61	20	11	5	4	±2	1.7	±0.1	
E7 – E9	99	±1	75	14	7	2	2	±3	1.4	±0.1	
Officers	99	±1	72	18	7	2	1	±3	1.4	±0.1	
O1 – O3	99	±1	68	21	7	2	2	±3	1.5	±0.1	
O4 – O6	100	±1	77	13	8	2	1	±4	1.4	±0.1	
Deployed Past 12 Months	99	±1	58	20	11	7	4	±3	1.8	±0.1	
Not Deployed Past 12 Months	99	±1	65	18	10	4	3	±2	1.6	±0.1	
Non-Hispanic White	99	±1	63	19	10	5	3	±2	1.7	±0.1	
Total Minority	99	±1	62	19	11	5	4	±2	1.7	±0.1	
Non-Hispanic Black	99	±1	63	19	10	3	4	±4	1.7	±0.1	
Hispanic	100	±1	64	18	10	5	3	±4	1.6	±0.1	
Experienced USC	99	±1	43	19	17	8	14	±9	2.3	±0.3	
Not Experienced USC	99	±1	63	19	10	5	3	±2	1.7	±0.1	
Experienced SH	99	±1	34	24	18	12	12	±5	2.5	±0.2	
Not Experienced SH	99	±1	65	19	10	4	2	±2	1.6	±0.1	
FEMALES	99	±1	58	19	12	6	5	±2	1.8	±0.1	
Army	99	±1	54	19	14	8	7	±3	1.9	±0.1	
Navy	99	±1	57	19	13	6	4	±3	1.8	±0.1	
Marine Corps	99	±1	55	21	14	7	4	±2	1.8	±0.1	
Air Force	99	±1	66	18	8	4	4	±2	1.6	±0.1	
Enlisted	99	±1	57	19	13	6	5	±2	1.8	±0.1	
E1 – E4	99	±1	54	19	14	7	5	±2	1.9	±0.1	
E5 – E9	99	±1	60	18	11	6	6	±2	1.8	±0.1	
Officers	99	±1	64	20	9	4	3	±3	1.6	±0.1	
O1 – O3	99	±1	62	21	9	4	3	±3	1.7	±0.1	
O4 – O6	99	±1	67	17	9	4	2	±4	1.6	±0.1	
Experienced USC	99	±1	33	22	20	10	15	±5	2.5	±0.2	
Not Experienced USC	99	±1	60	19	11	6	4	±2	1.8	±0.1	
Experienced SH	99	±1	36	23	17	12	12	±3	2.4	±0.1	
Not Experienced SH	99	±1	65	18	10	4	3	±2	1.6	±0.1	
Deployed Past 12 Months	99	±1	53	20	12	8	6	±3	1.9	±0.1	
Not Deployed Past 12 Months	99	±1	60	18	12	6	4	±2	1.8	±0.1	

Note. Percent responding are active duty members who answered the question.

19. How often during the past 12 months have you experienced any of the following behaviors where coworkers or supervisors...

c. Were excessively harsh in their criticism of your work performance?

	Percent Responding		Percentages					Max ME	Average Frequency		
			1	2	3	4	5				
Army Enlisted	99	±1	51	19	15	8	7	±3	2.0	±0.1	
E1 – E4	100	±1	48	19	17	9	7	±4	2.1	±0.1	
Army Officers	100	±1	62	19	10	6	4	±4	1.7	±0.1	
Navy Enlisted	99	±1	56	19	14	6	4	±3	1.8	±0.1	
E1 – E4	99	±1	54	20	15	7	4	±4	1.9	±0.1	
Navy Officers	100	±0	64	20	10	3	3	±4	1.6	±0.1	
Marine Corps Enlisted	99	±1	54	22	14	7	4	±2	1.9	±0.1	
E1 – E4	99	±1	52	22	15	7	4	±3	1.9	±0.1	
Marine Corps Officers	100	±1	65	19	9	5	3	±4	1.6	±0.1	
Air Force Enlisted	99	±1	65	17	8	5	4	±3	1.7	±0.1	
E1 – E4	99	±1	65	19	8	5	3	±4	1.6	±0.1	
Air Force Officers	99	±1	67	20	8	3	2	±4	1.5	±0.1	
MALES	99	±1	63	19	10	5	3	±2	1.6	±0.1	
Army	100	±1	59	20	11	6	4	±3	1.7	±0.1	
Navy	100	±1	63	19	10	5	3	±4	1.7	±0.1	
Marine Corps	99	±1	61	20	12	4	3	±2	1.7	±0.1	
Air Force	99	±1	73	16	6	2	2	±3	1.4	±0.1	
Enlisted	99	±1	61	19	11	5	3	±2	1.7	±0.1	
E1 – E4	99	±1	58	20	12	6	4	±3	1.8	±0.1	
E5 – E9	99	±1	65	18	10	4	3	±2	1.6	±0.1	
Officers	99	±1	73	17	6	2	1	±3	1.4	±0.1	
O1 – O3	99	±1	69	21	6	2	2	±4	1.5	±0.1	
O4 – O6	100	±1	78	12	7	2	0	±4	1.3	±0.1	
Experienced USC	99	±2	52	16	14	6	13	±15	2.1	±0.5	
Not Experienced USC	99	±1	63	19	10	5	3	±2	1.6	±0.1	
Experienced SH	99	±2	31	26	18	12	13	±9	2.5	±0.3	
Not Experienced SH	99	±1	65	19	10	4	2	±2	1.6	±0.1	
Deployed Past 12 Months	99	±1	59	20	11	6	3	±3	1.7	±0.1	
Not Deployed Past 12 Months	99	±1	65	18	9	4	3	±2	1.6	±0.1	
Army Enlisted	99	±1	57	21	12	7	4	±4	1.8	±0.1	
E1 – E4	100	±1	53	21	14	8	4	±5	1.9	±0.2	
Army Officers	100	±1	71	18	7	3	1	±5	1.4	±0.1	
Navy Enlisted	100	±1	61	19	11	6	3	±4	1.7	±0.1	
E1 – E4	100	±0	60	17	12	8	3	±7	1.8	±0.2	
Navy Officers	99	±1	71	18	6	3	2	±5	1.5	±0.1	
Marine Corps Enlisted	99	±1	60	20	12	4	3	±2	1.7	±0.1	
E1 – E4	99	±1	56	22	14	5	3	±3	1.8	±0.1	
Marine Corps Officers	100	±1	73	17	7	2	1	±3	1.4	±0.1	
Air Force Enlisted	99	±1	72	17	7	3	2	±3	1.5	±0.1	
E1 – E4	99	±1	68	20	6	3	3	±5	1.5	±0.2	
Air Force Officers	99	±1	79	16	5	0	0	±5	1.3	±0.1	

Note. Percent responding are active duty members who answered the question.

19. How often during the past 12 months have you experienced any of the following behaviors where coworkers or supervisors...

d. Took credit for work or ideas that were yours?

- 1. Never
- 2. Once or twice
- 3. Sometimes
- 4. Often
- 5. Very often

	Percent Responding		Percentages					Max ME	Average Frequency		
			1	2	3	4	5				
TOTAL	100	±1	60	18	12	6	4	±2	1.8	±0.1	█
Army	100	±1	55	19	13	7	6	±3	1.9	±0.1	█
Navy	99	±1	61	18	12	5	4	±3	1.7	±0.1	█
Marine Corps	100	±1	58	19	14	6	4	±2	1.8	±0.1	█
Air Force	100	±1	69	16	8	4	2	±2	1.5	±0.1	█
Enlisted	99	±1	59	18	12	6	5	±2	1.8	±0.1	█
E1 – E4	99	±1	58	18	12	7	5	±3	1.8	±0.1	█
E1 – E3	99	±1	65	16	11	5	3	±4	1.7	±0.1	█
E4	99	±1	51	20	14	9	7	±4	2.0	±0.1	█
E5 – E9	100	±1	60	18	12	6	4	±2	1.8	±0.1	█
E5 – E6	100	±1	58	18	13	6	5	±2	1.8	±0.1	█
E7 – E9	99	±1	66	19	9	4	2	±3	1.6	±0.1	█
Officers	100	±1	67	19	9	3	2	±3	1.5	±0.1	█
O1 – O3	100	±1	66	20	9	3	2	±4	1.6	±0.1	█
O4 – O6	100	±1	70	17	8	4	2	±4	1.5	±0.1	█
Deployed Past 12 Months	99	±1	53	20	14	8	5	±3	1.9	±0.1	█
Not Deployed Past 12 Months	100	±1	64	17	10	5	4	±2	1.7	±0.1	█
Non-Hispanic White	99	±1	61	19	12	6	4	±2	1.7	±0.1	█
Total Minority	100	±1	60	17	12	6	5	±2	1.8	±0.1	█
Non-Hispanic Black	100	±1	61	17	11	5	5	±4	1.8	±0.1	█
Hispanic	100	±1	60	18	12	5	5	±4	1.8	±0.1	█
Experienced USC	98	±3	30	20	24	14	12	±9	2.6	±0.2	█
Not Experienced USC	100	±1	61	18	11	6	4	±2	1.7	±0.1	█
Experienced SH	100	±1	29	22	19	14	16	±4	2.6	±0.2	█
Not Experienced SH	99	±1	63	18	11	5	3	±2	1.7	±0.1	█
FEMALES	99	±1	55	19	13	7	6	±2	1.9	±0.1	█
Army	100	±1	51	19	14	8	8	±3	2.0	±0.1	█
Navy	99	±1	54	20	14	7	5	±3	1.9	±0.1	█
Marine Corps	100	±1	51	20	15	9	5	±2	2.0	±0.1	█
Air Force	100	±1	63	18	11	5	4	±2	1.7	±0.1	█
Enlisted	99	±1	54	19	13	7	6	±2	1.9	±0.1	█
E1 – E4	99	±1	55	18	13	7	6	±2	1.9	±0.1	█
E5 – E9	99	±1	52	19	14	7	7	±2	2.0	±0.1	█
Officers	100	±1	60	20	12	5	3	±3	1.7	±0.1	█
O1 – O3	100	±1	59	20	13	4	3	±3	1.7	±0.1	█
O4 – O6	99	±1	63	19	11	5	3	±4	1.7	±0.1	█
Experienced USC	99	±2	35	18	19	12	16	±5	2.6	±0.2	█
Not Experienced USC	100	±1	57	19	13	6	5	±2	1.8	±0.1	█
Experienced SH	99	±1	33	21	20	13	14	±3	2.5	±0.1	█
Not Experienced SH	100	±1	62	19	11	5	4	±2	1.7	±0.1	█
Deployed Past 12 Months	99	±1	47	21	15	10	8	±3	2.1	±0.1	█
Not Deployed Past 12 Months	100	±1	58	18	12	6	5	±2	1.8	±0.1	█

Note. Percent responding are active duty members who answered the question.

19. How often during the past 12 months have you experienced any of the following behaviors where coworkers or supervisors...

d. Took credit for work or ideas that were yours?

	Percent Responding		Percentages					Max ME	Average Frequency		
			1	2	3	4	5				
Army Enlisted	100	±1	49	19	14	9	9	±3	2.1	±0.1	
E1 – E4	100	±1	50	18	14	9	8	±4	2.1	±0.1	
Army Officers	99	±1	57	20	12	6	5	±4	1.8	±0.1	
Navy Enlisted	99	±1	52	20	15	8	5	±3	1.9	±0.1	
E1 – E4	99	±1	54	20	14	7	5	±4	1.9	±0.1	
Navy Officers	100	±1	61	21	12	3	3	±4	1.7	±0.1	
Marine Corps Enlisted	100	±1	50	20	16	9	6	±2	2.0	±0.1	
E1 – E4	100	±1	50	19	16	9	6	±3	2.0	±0.1	
Marine Corps Officers	100	±1	59	20	12	6	2	±4	1.7	±0.1	
Air Force Enlisted	99	±1	62	17	11	5	5	±3	1.7	±0.1	
E1 – E4	100	±1	67	17	9	4	4	±4	1.6	±0.1	
Air Force Officers	100	±1	63	19	11	4	1	±4	1.6	±0.1	
MALES	100	±1	61	18	11	6	4	±2	1.7	±0.1	
Army	100	±1	56	19	13	7	5	±3	1.9	±0.1	
Navy	99	±1	62	17	12	5	4	±4	1.7	±0.1	
Marine Corps	100	±1	59	19	13	5	4	±2	1.8	±0.1	
Air Force	100	±1	71	16	7	4	2	±3	1.5	±0.1	
Enlisted	99	±1	60	18	12	6	4	±2	1.8	±0.1	
E1 – E4	99	±1	59	18	12	6	5	±3	1.8	±0.1	
E5 – E9	100	±1	61	18	12	6	4	±2	1.7	±0.1	
Officers	100	±1	69	19	8	3	2	±3	1.5	±0.1	
O1 – O3	100	±1	68	19	9	3	2	±4	1.5	±0.1	
O4 – O6	100	±1	71	17	8	3	1	±4	1.5	±0.1	
Experienced USC	97	±6	26	22	28	15	9	±16	2.6	±0.4	
Not Experienced USC	100	±1	62	18	11	5	4	±2	1.7	±0.1	
Experienced SH	100	±0	25	24	19	14	18	±8	2.7	±0.3	
Not Experienced SH	99	±1	63	18	11	5	3	±2	1.7	±0.1	
Deployed Past 12 Months	99	±1	54	20	14	7	5	±3	1.9	±0.1	
Not Deployed Past 12 Months	100	±1	65	17	10	5	4	±2	1.7	±0.1	
Army Enlisted	99	±1	54	19	14	7	6	±4	1.9	±0.1	
E1 – E4	99	±1	53	19	14	8	6	±5	2.0	±0.2	
Army Officers	100	±0	64	20	9	4	2	±6	1.6	±0.1	
Navy Enlisted	99	±1	61	17	13	6	4	±4	1.8	±0.1	
E1 – E4	99	±2	58	17	13	7	5	±7	1.8	±0.2	
Navy Officers	100	±1	68	20	8	3	2	±5	1.5	±0.1	
Marine Corps Enlisted	100	±1	58	19	14	6	4	±2	1.8	±0.1	
E1 – E4	100	±1	57	19	14	6	4	±3	1.8	±0.1	
Marine Corps Officers	100	±1	70	17	9	3	1	±3	1.5	±0.1	
Air Force Enlisted	100	±1	70	16	8	4	2	±3	1.5	±0.1	
E1 – E4	100	±1	73	14	7	3	2	±5	1.5	±0.2	
Air Force Officers	100	±1	76	16	6	2	0	±5	1.3	±0.1	

Note. Percent responding are active duty members who answered the question.

19. How often during the past 12 months have you experienced any of the following behaviors where coworkers or supervisors...
e. Gossiped/talked about you?

1. Never
4. Often

2. Once or twice
5. Very often

3. Sometimes

	Percent Responding		Percentages					Max ME	Average Frequency		
			1	2	3	4	5				
TOTAL	99	±1	51	20	15	8	6	±2	2.0	±0.1	
Army	100	±1	48	20	15	9	8	±3	2.1	±0.1	
Navy	99	±1	48	21	16	8	6	±3	2.0	±0.1	
Marine Corps	99	±1	51	20	16	7	6	±2	1.9	±0.1	
Air Force	99	±1	59	20	12	6	4	±3	1.8	±0.1	
Enlisted	99	±1	49	20	15	9	7	±2	2.0	±0.1	
E1 – E4	100	±1	47	20	16	10	8	±3	2.1	±0.1	
E1 – E3	100	±1	51	19	15	8	6	±4	2.0	±0.1	
E4	99	±1	41	21	17	11	10	±4	2.3	±0.1	
E5 – E9	99	±1	52	20	15	8	6	±2	2.0	±0.1	
E5 – E6	99	±1	49	20	16	9	6	±2	2.0	±0.1	
E7 – E9	99	±1	58	22	12	5	4	±4	1.7	±0.1	
Officers	99	±1	61	21	11	4	3	±3	1.7	±0.1	
O1 – O3	99	±1	58	23	12	4	4	±4	1.7	±0.1	
O4 – O6	99	±1	67	18	10	3	1	±4	1.5	±0.1	
Deployed Past 12 Months	99	±1	45	22	16	10	7	±3	2.1	±0.1	
Not Deployed Past 12 Months	99	±1	54	20	14	7	6	±2	1.9	±0.1	
Non-Hispanic White	99	±1	52	21	14	7	6	±2	1.9	±0.1	
Total Minority	99	±1	50	19	16	8	7	±2	2.0	±0.1	
Non-Hispanic Black	99	±1	48	18	18	8	9	±4	2.1	±0.1	
Hispanic	100	±1	53	19	13	8	5	±4	1.9	±0.1	
Experienced USC	100	±1	24	13	18	19	27	±9	3.1	±0.3	
Not Experienced USC	99	±1	52	20	15	8	6	±2	2.0	±0.1	
Experienced SH	100	±1	19	17	21	16	26	±4	3.1	±0.2	
Not Experienced SH	99	±1	53	21	14	7	5	±2	1.9	±0.1	
FEMALES	99	±1	39	21	18	11	11	±2	2.3	±0.1	
Army	100	±1	37	20	18	11	14	±3	2.5	±0.1	
Navy	100	±1	36	20	20	13	11	±3	2.4	±0.1	
Marine Corps	99	±1	35	22	20	11	12	±2	2.4	±0.1	
Air Force	99	±1	45	22	18	8	7	±2	2.1	±0.1	
Enlisted	99	±1	37	20	19	11	12	±2	2.4	±0.1	
E1 – E4	99	±1	36	20	19	12	14	±2	2.5	±0.1	
E5 – E9	99	±1	38	21	19	11	11	±2	2.3	±0.1	
Officers	100	±1	48	23	16	7	6	±3	2.0	±0.1	
O1 – O3	100	±1	45	23	18	7	6	±3	2.1	±0.1	
O4 – O6	99	±1	55	21	14	6	4	±4	1.8	±0.1	
Experienced USC	100	±1	18	13	20	21	28	±5	3.3	±0.2	
Not Experienced USC	99	±1	41	21	18	10	10	±2	2.3	±0.1	
Experienced SH	100	±1	17	18	22	19	25	±3	3.2	±0.1	
Not Experienced SH	99	±1	46	22	17	8	7	±2	2.1	±0.1	
Deployed Past 12 Months	100	±1	34	21	20	12	13	±3	2.5	±0.1	
Not Deployed Past 12 Months	99	±1	41	21	18	10	10	±2	2.3	±0.1	

Note. Percent responding are active duty members who answered the question.

19. How often during the past 12 months have you experienced any of the following behaviors where coworkers or supervisors...

e. Gossiped/talked about you?

	Percent Responding		Percentages					Max ME	Average Frequency		
			1	2	3	4	5				
Army Enlisted	100	±1	35	19	18	12	16	±3	2.6	±0.1	
E1 – E4	100	±1	34	19	18	12	17	±4	2.6	±0.2	
Army Officers	100	±1	46	22	18	7	7	±4	2.1	±0.1	
Navy Enlisted	99	±1	34	20	20	13	12	±3	2.5	±0.1	
E1 – E4	99	±1	34	18	21	14	14	±4	2.5	±0.1	
Navy Officers	100	±1	46	23	19	8	5	±4	2.0	±0.1	
Marine Corps Enlisted	99	±1	34	21	20	11	13	±2	2.5	±0.1	
E1 – E4	99	±1	33	21	20	11	14	±3	2.5	±0.1	
Marine Corps Officers	99	±1	44	27	15	9	5	±4	2.0	±0.1	
Air Force Enlisted	99	±1	42	21	19	9	8	±3	2.2	±0.1	
E1 – E4	99	±1	41	22	18	10	8	±4	2.2	±0.1	
Air Force Officers	99	±1	54	23	13	6	3	±4	1.8	±0.1	
MALES	99	±1	53	20	14	7	5	±2	1.9	±0.1	
Army	100	±1	50	20	14	9	7	±3	2.0	±0.1	
Navy	99	±1	51	21	15	7	5	±4	2.0	±0.1	
Marine Corps	99	±1	53	20	16	7	5	±2	1.9	±0.1	
Air Force	99	±1	62	19	11	5	3	±3	1.7	±0.1	
Enlisted	99	±1	51	20	15	8	6	±2	2.0	±0.1	
E1 – E4	100	±1	49	20	15	9	7	±3	2.1	±0.1	
E5 – E9	99	±1	54	20	14	7	5	±2	1.9	±0.1	
Officers	99	±1	64	20	10	3	2	±3	1.6	±0.1	
O1 – O3	99	±1	60	22	11	4	3	±4	1.7	±0.1	
O4 – O6	99	±1	69	17	10	3	1	±4	1.5	±0.1	
Experienced USC	100	±1	29	12	16	18	25	±18	3.0	±0.5	
Not Experienced USC	99	±1	53	20	14	7	5	±2	1.9	±0.1	
Experienced SH	100	±1	22	17	20	14	27	±8	3.1	±0.3	
Not Experienced SH	99	±1	54	20	14	7	4	±2	1.9	±0.1	
Deployed Past 12 Months	99	±1	47	22	16	10	6	±3	2.1	±0.1	
Not Deployed Past 12 Months	99	±1	56	19	13	6	5	±2	1.8	±0.1	
Army Enlisted	100	±1	47	20	15	10	8	±4	2.1	±0.1	
E1 – E4	100	±0	44	19	16	11	9	±5	2.2	±0.2	
Army Officers	99	±1	60	21	13	4	2	±6	1.7	±0.2	
Navy Enlisted	99	±1	49	21	16	8	6	±4	2.0	±0.1	
E1 – E4	99	±1	49	19	16	10	6	±7	2.1	±0.2	
Navy Officers	99	±2	62	20	11	4	3	±5	1.7	±0.1	
Marine Corps Enlisted	99	±1	52	20	16	7	5	±2	2.0	±0.1	
E1 – E4	100	±1	50	20	17	7	6	±3	2.0	±0.1	
Marine Corps Officers	100	±1	62	23	11	3	1	±3	1.6	±0.1	
Air Force Enlisted	99	±1	59	20	12	5	4	±3	1.7	±0.1	
E1 – E4	99	±1	55	24	11	5	5	±6	1.8	±0.2	
Air Force Officers	99	±2	72	19	6	2	1	±6	1.4	±0.1	

Note. Percent responding are active duty members who answered the question.

19. How often during the past 12 months have you experienced any of the following behaviors where coworkers or supervisors...
f. Used insults, sarcasm, or gestures to humiliate you?

 1. Never
4. Often

 2. Once or twice
5. Very often

3. Sometimes

	Percent Responding		Percentages					Max ME	Average Frequency		
			1	2	3	4	5				
TOTAL	100	±1	67	15	10	5	4	±2	1.6	±0.1	
Army	100	±1	62	16	11	7	4	±3	1.7	±0.1	
Navy	99	±1	65	17	10	4	4	±3	1.7	±0.1	
Marine Corps	100	±1	65	15	11	4	4	±2	1.7	±0.1	
Air Force	100	±1	77	12	6	2	2	±2	1.4	±0.1	
Enlisted	100	±1	64	16	11	5	4	±2	1.7	±0.1	
E1 – E4	100	±1	58	18	13	7	5	±3	1.8	±0.1	
E1 – E3	100	±1	60	18	13	4	4	±4	1.7	±0.1	
E4	100	±1	54	17	13	9	6	±4	2.0	±0.1	
E5 – E9	100	±1	71	14	8	4	3	±2	1.5	±0.1	
E5 – E6	100	±1	68	15	10	4	4	±2	1.6	±0.1	
E7 – E9	100	±1	81	11	5	2	2	±3	1.3	±0.1	
Officers	100	±1	80	12	5	2	1	±2	1.3	±0.1	
O1 – O3	99	±1	77	13	6	3	1	±3	1.4	±0.1	
O4 – O6	100	±1	85	9	4	2	1	±3	1.2	±0.1	
Deployed Past 12 Months	100	±1	62	17	11	6	4	±3	1.7	±0.1	
Not Deployed Past 12 Months	100	±1	69	14	9	4	3	±2	1.6	±0.1	
Non-Hispanic White	100	±1	68	15	9	5	3	±2	1.6	±0.1	
Total Minority	100	±1	65	15	12	5	4	±2	1.7	±0.1	
Non-Hispanic Black	100	±1	67	14	10	4	5	±4	1.7	±0.1	
Hispanic	100	±1	66	15	11	4	3	±4	1.6	±0.1	
Experienced USC	100	±1	32	18	18	14	17	±8	2.7	±0.3	
Not Experienced USC	100	±1	67	15	10	5	3	±2	1.6	±0.1	
Experienced SH	100	±1	31	19	20	13	16	±4	2.7	±0.2	
Not Experienced SH	100	±1	69	15	9	4	3	±2	1.6	±0.1	
FEMALES	100	±1	63	15	11	6	6	±2	1.8	±0.1	
Army	100	±1	59	16	11	7	8	±3	1.9	±0.1	
Navy	99	±1	60	15	13	7	6	±3	1.8	±0.1	
Marine Corps	100	±1	57	18	13	7	6	±2	1.9	±0.1	
Air Force	100	±1	71	13	8	5	4	±2	1.6	±0.1	
Enlisted	100	±1	60	15	11	7	7	±2	1.8	±0.1	
E1 – E4	100	±1	55	17	13	8	7	±2	2.0	±0.1	
E5 – E9	99	±1	67	13	9	5	6	±2	1.7	±0.1	
Officers	100	±1	73	13	8	4	3	±2	1.5	±0.1	
O1 – O3	100	±1	71	14	9	4	3	±3	1.5	±0.1	
O4 – O6	100	±1	77	11	6	3	2	±3	1.4	±0.1	
Experienced USC	100	±1	31	16	14	20	18	±5	2.8	±0.2	
Not Experienced USC	100	±1	65	15	10	5	5	±2	1.7	±0.1	
Experienced SH	100	±1	35	18	18	13	16	±3	2.6	±0.1	
Not Experienced SH	100	±1	71	14	8	4	3	±2	1.5	±0.1	
Deployed Past 12 Months	99	±1	58	15	12	7	8	±3	1.9	±0.1	
Not Deployed Past 12 Months	100	±1	64	15	10	6	5	±2	1.7	±0.1	

Note. Percent responding are active duty members who answered the question.

19. How often during the past 12 months have you experienced any of the following behaviors where coworkers or supervisors...

f. Used insults, sarcasm, or gestures to humiliate you?

	Percent Responding		Percentages					Max ME	Average Frequency		
			1	2	3	4	5				
Army Enlisted	100	±1	56	16	11	7	9	±3	2.0	±0.1	
E1 – E4	100	±1	51	19	13	8	10	±4	2.1	±0.1	
Army Officers	100	±1	70	13	9	4	4	±4	1.6	±0.1	
Navy Enlisted	99	±1	58	15	14	8	6	±3	1.9	±0.1	
E1 – E4	100	±1	54	16	15	8	7	±4	2.0	±0.1	
Navy Officers	100	±1	72	14	8	4	2	±4	1.5	±0.1	
Marine Corps Enlisted	100	±1	55	18	13	7	6	±2	1.9	±0.1	
E1 – E4	100	±1	51	19	15	8	7	±3	2.0	±0.1	
Marine Corps Officers	100	±0	74	14	6	3	3	±4	1.5	±0.1	
Air Force Enlisted	100	±1	70	13	8	5	4	±3	1.6	±0.1	
E1 – E4	100	±1	64	16	9	7	4	±4	1.7	±0.1	
Air Force Officers	100	±1	78	12	6	3	1	±4	1.4	±0.1	
MALES	100	±1	67	15	10	5	3	±2	1.6	±0.1	
Army	100	±1	63	16	11	7	4	±3	1.7	±0.1	
Navy	99	±1	66	17	10	4	3	±4	1.6	±0.1	
Marine Corps	100	±1	66	15	11	4	4	±2	1.6	±0.1	
Air Force	100	±1	78	12	6	2	2	±3	1.4	±0.1	
Enlisted	100	±1	65	16	11	5	4	±2	1.7	±0.1	
E1 – E4	100	±1	58	18	13	7	5	±3	1.8	±0.1	
E5 – E9	100	±1	72	14	8	4	3	±2	1.5	±0.1	
Officers	100	±1	81	11	5	2	1	±3	1.3	±0.1	
O1 – O3	99	±1	78	13	6	3	1	±4	1.4	±0.1	
O4 – O6	100	±1	86	8	3	1	1	±4	1.2	±0.1	
Experienced USC	100	±0	33	20	22	10	15	±15	2.5	±0.4	
Not Experienced USC	100	±1	68	15	10	5	3	±2	1.6	±0.1	
Experienced SH	100	±1	27	21	22	13	17	±8	2.7	±0.3	
Not Experienced SH	100	±1	69	15	9	4	3	±2	1.6	±0.1	
Deployed Past 12 Months	100	±1	62	17	11	6	4	±3	1.7	±0.1	
Not Deployed Past 12 Months	100	±1	70	14	9	4	3	±2	1.6	±0.1	
Army Enlisted	100	±1	60	17	12	7	4	±4	1.8	±0.1	
E1 – E4	100	±1	51	19	16	10	5	±5	2.0	±0.2	
Army Officers	100	±1	77	14	5	3	0	±5	1.4	±0.1	
Navy Enlisted	100	±1	63	18	11	4	4	±4	1.7	±0.1	
E1 – E4	100	±1	61	18	11	5	4	±7	1.7	±0.2	
Navy Officers	99	±1	79	13	5	2	2	±5	1.3	±0.1	
Marine Corps Enlisted	100	±1	64	16	12	4	4	±2	1.7	±0.1	
E1 – E4	100	±1	59	18	13	5	5	±3	1.8	±0.1	
Marine Corps Officers	100	±1	81	11	5	2	1	±3	1.3	±0.1	
Air Force Enlisted	100	±1	75	13	7	2	3	±3	1.4	±0.1	
E1 – E4	99	±1	70	15	8	2	4	±5	1.6	±0.2	
Air Force Officers	100	±1	90	6	4	1	0	±4	1.2	±0.1	

Note. Percent responding are active duty members who answered the question.

19. How often during the past 12 months have you experienced any of the following behaviors where coworkers or supervisors...**g. Yelled when they were angry with you?**1. Never
4. Often2. Once or twice
5. Very often

3. Sometimes

	Percent Responding		Percentages					Max ME	Average Frequency		
			1	2	3	4	5				
TOTAL	100	±1	64	19	10	4	4	±2	1.7	±0.1	
Army	100	±1	59	20	11	5	5	±3	1.8	±0.1	
Navy	100	±1	61	21	10	5	4	±3	1.7	±0.1	
Marine Corps	100	±1	55	22	14	5	4	±2	1.8	±0.1	
Air Force	99	±1	79	13	5	1	2	±2	1.3	±0.1	
Enlisted	100	±1	61	20	11	5	4	±2	1.7	±0.1	
E1 – E4	100	±1	55	21	13	6	5	±3	1.9	±0.1	
E1 – E3	100	±1	56	21	13	6	4	±4	1.8	±0.1	
E4	100	±1	53	21	13	7	6	±4	1.9	±0.1	
E5 – E9	100	±1	68	18	8	3	3	±2	1.6	±0.1	
E5 – E6	100	±1	64	20	9	4	3	±2	1.6	±0.1	
E7 – E9	100	±1	78	14	6	2	1	±3	1.4	±0.1	
Officers	99	±1	78	14	5	2	2	±2	1.3	±0.1	
O1 – O3	99	±1	74	17	6	2	2	±3	1.4	±0.1	
O4 – O6	100	±1	83	11	3	1	1	±3	1.3	±0.1	
Deployed Past 12 Months	100	±1	57	21	12	6	5	±3	1.8	±0.1	
Not Deployed Past 12 Months	100	±1	67	18	9	4	3	±2	1.6	±0.1	
Non-Hispanic White	100	±1	64	19	9	4	3	±2	1.6	±0.1	
Total Minority	100	±1	63	18	11	5	4	±2	1.7	±0.1	
Non-Hispanic Black	100	±1	66	15	11	3	5	±4	1.7	±0.1	
Hispanic	100	±1	63	19	11	4	3	±4	1.7	±0.1	
Experienced USC	100	±1	41	16	16	10	17	±9	2.5	±0.3	
Not Experienced USC	100	±1	64	19	10	4	3	±2	1.6	±0.1	
Experienced SH	100	±1	37	23	16	10	14	±5	2.4	±0.2	
Not Experienced SH	100	±1	66	18	9	4	3	±2	1.6	±0.1	
FEMALES	100	±1	65	16	10	4	4	±2	1.7	±0.1	
Army	100	±1	60	17	11	6	6	±3	1.8	±0.1	
Navy	100	±1	61	18	11	5	5	±3	1.7	±0.1	
Marine Corps	100	±1	55	22	13	5	5	±2	1.8	±0.1	
Air Force	99	±1	77	13	6	2	2	±2	1.4	±0.1	
Enlisted	99	±1	63	17	11	5	5	±2	1.7	±0.1	
E1 – E4	100	±1	58	18	12	6	6	±2	1.8	±0.1	
E5 – E9	99	±1	69	15	9	4	4	±2	1.6	±0.1	
Officers	100	±1	76	15	5	2	2	±2	1.4	±0.1	
O1 – O3	99	±1	75	15	5	2	2	±3	1.4	±0.1	
O4 – O6	100	±1	78	14	5	2	1	±3	1.4	±0.1	
Experienced USC	100	±1	40	20	18	9	13	±5	2.3	±0.2	
Not Experienced USC	99	±1	67	16	9	4	4	±2	1.6	±0.1	
Experienced SH	100	±1	42	21	17	9	11	±3	2.3	±0.1	
Not Experienced SH	99	±1	72	15	7	3	2	±2	1.5	±0.1	
Deployed Past 12 Months	100	±1	60	18	10	6	7	±3	1.8	±0.1	
Not Deployed Past 12 Months	99	±1	67	16	9	4	4	±2	1.6	±0.1	

Note. Percent responding are active duty members who answered the question.

19. How often during the past 12 months have you experienced any of the following behaviors where coworkers or supervisors...

g. Yelled when they were angry with you?

	Percent Responding		Percentages					Max ME	Average Frequency		
			1	2	3	4	5				
Army Enlisted	100	±1	56	18	12	6	7	±3	1.9	±0.1	
E1 – E4	100	±1	52	19	14	8	8	±4	2.0	±0.1	
Army Officers	100	±1	75	14	5	3	3	±4	1.5	±0.1	
Navy Enlisted	100	±1	59	18	12	6	5	±3	1.8	±0.1	
E1 – E4	99	±1	57	19	12	6	7	±4	1.9	±0.1	
Navy Officers	99	±1	72	18	7	2	2	±4	1.4	±0.1	
Marine Corps Enlisted	100	±1	53	23	14	6	5	±2	1.9	±0.1	
E1 – E4	100	±1	48	24	16	6	6	±3	2.0	±0.1	
Marine Corps Officers	99	±1	73	18	6	2	1	±4	1.4	±0.1	
Air Force Enlisted	99	±1	76	13	7	2	2	±2	1.4	±0.1	
E1 – E4	99	±1	74	14	8	3	1	±4	1.4	±0.1	
Air Force Officers	100	±1	81	13	4	1	1	±3	1.3	±0.1	
MALES	100	±1	64	19	10	4	3	±2	1.6	±0.1	
Army	100	±1	59	20	11	5	4	±3	1.8	±0.1	
Navy	100	±1	61	21	9	5	3	±4	1.7	±0.1	
Marine Corps	100	±1	55	22	14	5	4	±2	1.8	±0.1	
Air Force	99	±1	79	13	5	1	1	±3	1.3	±0.1	
Enlisted	100	±1	61	20	11	5	4	±2	1.7	±0.1	
E1 – E4	100	±1	54	22	13	6	5	±3	1.9	±0.1	
E5 – E9	100	±1	68	19	8	3	3	±2	1.5	±0.1	
Officers	99	±1	78	14	5	1	1	±3	1.3	±0.1	
O1 – O3	99	±1	73	17	7	1	2	±4	1.4	±0.1	
O4 – O6	100	±1	84	11	3	1	1	±4	1.3	±0.1	
Experienced USC	100	±0	42	11	15	11	21	±16	2.6	±0.5	
Not Experienced USC	100	±1	64	19	10	4	3	±2	1.6	±0.1	
Experienced SH	100	±0	32	25	15	12	17	±8	2.6	±0.3	
Not Experienced SH	100	±1	65	19	9	4	3	±2	1.6	±0.1	
Deployed Past 12 Months	100	±1	57	21	12	6	5	±3	1.8	±0.1	
Not Deployed Past 12 Months	100	±1	67	18	9	4	3	±2	1.6	±0.1	
Army Enlisted	100	±1	56	21	12	6	5	±4	1.8	±0.1	
E1 – E4	100	±0	50	22	14	8	6	±5	2.0	±0.2	
Army Officers	99	±1	73	16	7	2	2	±5	1.4	±0.1	
Navy Enlisted	100	±1	58	22	10	6	4	±4	1.7	±0.1	
E1 – E4	100	±0	56	21	12	7	5	±7	1.8	±0.2	
Navy Officers	99	±1	75	17	5	1	3	±5	1.4	±0.1	
Marine Corps Enlisted	100	±1	53	22	15	6	5	±2	1.9	±0.1	
E1 – E4	100	±1	46	24	17	7	5	±3	2.0	±0.1	
Marine Corps Officers	99	±1	74	18	5	2	1	±3	1.4	±0.1	
Air Force Enlisted	99	±1	77	15	5	1	2	±3	1.4	±0.1	
E1 – E4	99	±1	71	18	7	2	3	±5	1.5	±0.1	
Air Force Officers	99	±1	90	7	2	1	0	±4	1.1	±0.1	

Note. Percent responding are active duty members who answered the question.

19. How often during the past 12 months have you experienced any of the following behaviors where coworkers or supervisors...
h. Swore at you in a hostile manner?

 1. Never
 4. Often

 2. Once or twice
 5. Very often

3. Sometimes

	Percent Responding		Percentages					Max ME	Average Frequency		
			1	2	3	4	5				
TOTAL	100	±1	76	12	7	3	3	±2	1.4	±0.1	
Army	100	±1	72	13	8	4	3	±3	1.5	±0.1	
Navy	99	±1	75	12	7	2	3	±3	1.4	±0.1	
Marine Corps	100	±1	71	14	9	3	3	±2	1.5	±0.1	
Air Force	100	±1	88	7	3	1	1	±2	1.2	±0.1	
Enlisted	100	±1	74	13	7	3	3	±2	1.5	±0.1	
E1 – E4	100	±1	69	14	9	4	4	±3	1.6	±0.1	
E1 – E3	100	±1	72	13	9	3	3	±3	1.5	±0.1	
E4	99	±1	67	15	10	5	4	±4	1.7	±0.1	
E5 – E9	100	±1	79	11	5	2	2	±2	1.4	±0.1	
E5 – E6	100	±1	77	12	6	2	3	±2	1.4	±0.1	
E7 – E9	100	±1	86	9	3	1	1	±3	1.2	±0.1	
Officers	100	±1	88	7	3	1	1	±2	1.2	±0.1	
O1 – O3	100	±1	85	9	3	1	1	±3	1.2	±0.1	
O4 – O6	100	±1	91	6	2	1	1	±3	1.1	±0.1	
Deployed Past 12 Months	99	±1	70	14	8	3	4	±3	1.6	±0.1	
Not Deployed Past 12 Months	100	±1	79	11	6	2	2	±2	1.4	±0.1	
Non-Hispanic White	100	±1	77	12	6	3	2	±2	1.4	±0.1	
Total Minority	99	±1	76	11	7	3	3	±2	1.5	±0.1	
Non-Hispanic Black	99	±1	77	10	7	2	4	±3	1.5	±0.1	
Hispanic	100	±1	77	11	7	3	2	±3	1.4	±0.1	
Experienced USC	98	±3	46	18	12	13	10	±9	2.2	±0.3	
Not Experienced USC	100	±1	77	12	6	2	2	±2	1.4	±0.1	
Experienced SH	99	±1	48	18	15	10	10	±5	2.2	±0.2	
Not Experienced SH	100	±1	79	11	6	2	2	±2	1.4	±0.1	
FEMALES	99	±1	78	10	6	3	3	±1	1.4	±0.1	
Army	99	±1	74	11	7	4	4	±2	1.5	±0.1	
Navy	100	±1	75	11	8	3	3	±2	1.5	±0.1	
Marine Corps	100	±1	71	14	9	3	3	±2	1.5	±0.1	
Air Force	99	±1	88	7	3	1	1	±2	1.2	±0.1	
Enlisted	99	±1	76	11	7	3	4	±2	1.5	±0.1	
E1 – E4	99	±1	72	12	8	4	4	±2	1.6	±0.1	
E5 – E9	100	±1	80	10	5	2	2	±2	1.4	±0.1	
Officers	100	±1	89	6	3	1	1	±2	1.2	±0.1	
O1 – O3	99	±1	89	7	3	1	1	±2	1.2	±0.1	
O4 – O6	100	±1	91	4	2	1	1	±3	1.2	±0.1	
Experienced USC	99	±1	52	18	13	8	10	±5	2.1	±0.2	
Not Experienced USC	100	±1	80	9	6	2	3	±1	1.4	±0.1	
Experienced SH	99	±1	57	16	12	7	9	±3	1.9	±0.1	
Not Experienced SH	100	±1	85	8	4	2	1	±1	1.3	±0.1	
Deployed Past 12 Months	99	±1	71	13	8	3	5	±3	1.6	±0.1	
Not Deployed Past 12 Months	100	±1	80	9	5	3	3	±2	1.4	±0.1	

Note. Percent responding are active duty members who answered the question.

19. How often during the past 12 months have you experienced any of the following behaviors where coworkers or supervisors...

h. Swore at you in a hostile manner?

	Percent Responding		Percentages					Max ME	Average Frequency		
			1	2	3	4	5				
Army Enlisted	99	±1	70	12	8	5	5	±3	1.6	±0.1	■
E1 – E4	99	±1	67	13	9	6	6	±4	1.7	±0.1	■
Army Officers	99	±1	88	6	4	2	2	±3	1.2	±0.1	■
Navy Enlisted	99	±1	72	12	9	3	4	±3	1.6	±0.1	■
E1 – E4	99	±1	69	13	9	4	5	±4	1.6	±0.1	■
Navy Officers	100	±1	87	8	3	1	1	±3	1.2	±0.1	■
Marine Corps Enlisted	100	±1	70	14	10	3	3	±2	1.6	±0.1	■
E1 – E4	100	±1	66	15	11	4	4	±3	1.6	±0.1	■
Marine Corps Officers	100	±1	84	12	2	1	1	±4	1.2	±0.1	■
Air Force Enlisted	100	±1	87	8	3	1	1	±2	1.2	±0.1	■
E1 – E4	99	±1	85	9	4	2	1	±3	1.2	±0.1	■
Air Force Officers	99	±1	93	4	2	1	1	±2	1.1	±0.1	■
MALES	100	±1	76	12	7	3	3	±2	1.4	±0.1	■
Army	100	±1	71	14	8	4	3	±3	1.5	±0.1	■
Navy	99	±1	76	13	7	2	3	±3	1.4	±0.1	■
Marine Corps	100	±1	71	14	9	3	3	±2	1.5	±0.1	■
Air Force	100	±1	89	7	3	1	1	±2	1.2	±0.1	■
Enlisted	100	±1	74	13	8	3	3	±2	1.5	±0.1	■
E1 – E4	100	±1	69	14	10	4	4	±3	1.6	±0.1	■
E5 – E9	100	±1	79	11	5	2	2	±2	1.4	±0.1	■
Officers	100	±1	88	8	3	1	1	±2	1.2	±0.1	■
O1 – O3	100	±1	84	10	4	1	1	±4	1.3	±0.1	■
O4 – O6	100	±1	91	6	1	1	1	±3	1.1	±0.1	■
Experienced USC	98	±5	42	19	12	17	11	±16	2.4	±0.5	■
Not Experienced USC	100	±1	77	12	7	2	2	±2	1.4	±0.1	■
Experienced SH	99	±2	39	20	18	12	11	±9	2.4	±0.3	■
Not Experienced SH	100	±1	78	12	6	2	2	±2	1.4	±0.1	■
Deployed Past 12 Months	100	±1	70	14	8	3	4	±3	1.6	±0.1	■
Not Deployed Past 12 Months	100	±1	79	11	6	2	2	±2	1.4	±0.1	■
Army Enlisted	100	±1	69	15	9	4	4	±4	1.6	±0.1	■
E1 – E4	100	±0	64	16	11	5	4	±5	1.7	±0.2	■
Army Officers	100	±0	85	9	3	1	1	±4	1.2	±0.1	■
Navy Enlisted	99	±1	74	13	8	3	3	±4	1.5	±0.1	■
E1 – E4	99	±2	70	13	10	3	3	±7	1.6	±0.2	■
Navy Officers	100	±1	86	9	3	1	2	±4	1.2	±0.1	■
Marine Corps Enlisted	100	±1	69	15	10	3	3	±2	1.6	±0.1	■
E1 – E4	100	±1	65	16	11	4	4	±3	1.6	±0.1	■
Marine Corps Officers	99	±1	87	9	3	1	1	±3	1.2	±0.1	■
Air Force Enlisted	100	±1	87	7	3	1	1	±3	1.2	±0.1	■
E1 – E4	99	±1	83	9	4	1	2	±5	1.3	±0.1	■
Air Force Officers	100	±1	94	4	2	0	0	±4	1.1	±0.1	■

Note. Percent responding are active duty members who answered the question.

19. How often during the past 12 months have you experienced any of the following behaviors where coworkers or supervisors...**i. Damaged or stole your property or equipment?**1. Never
4. Often2. Once or twice
5. Very often

3. Sometimes

	Percent Responding		Percentages					Max ME	Average Frequency		
			1	2	3	4	5				
TOTAL	100	±1	92	5	2	0	1	±1	1.1	±0.1	
Army	100	±1	91	5	3	1	1	±2	1.2	±0.1	
Navy	100	±1	91	6	2	1	1	±2	1.1	±0.1	
Marine Corps	100	±1	90	5	4	0	1	±1	1.2	±0.1	
Air Force	99	±1	96	2	1	0	1	±2	1.1	±0.1	
Enlisted	100	±1	91	5	3	1	1	±1	1.2	±0.1	
E1 – E4	100	±1	88	6	4	1	1	±2	1.2	±0.1	
E1 – E3	100	±1	90	5	3	0	1	±2	1.2	±0.1	
E4	100	±1	86	8	4	1	1	±3	1.2	±0.1	
E5 – E9	99	±1	93	4	2	0	1	±1	1.1	±0.1	
E5 – E6	100	±1	93	4	2	0	1	±2	1.1	±0.1	
E7 – E9	99	±1	96	3	1	0	0	±2	1.1	±0.1	
Officers	99	±1	97	2	1	0	0	±2	1.0	±0.1	
O1 – O3	100	±1	95	3	2	0	0	±2	1.1	±0.1	
O4 – O6	99	±1	99	1	0	0	0	±1	1.0	±0.1	
Deployed Past 12 Months	100	±1	90	6	3	1	1	±2	1.2	±0.1	
Not Deployed Past 12 Months	100	±1	93	4	2	0	1	±1	1.1	±0.1	
Non-Hispanic White	100	±1	92	5	2	0	0	±1	1.1	±0.1	
Total Minority	99	±1	91	4	3	1	1	±2	1.2	±0.1	
Non-Hispanic Black	99	±1	91	5	2	0	1	±3	1.2	±0.1	
Hispanic	100	±1	92	4	4	0	0	±3	1.1	±0.1	
Experienced USC	100	±0	70	12	8	5	5	±9	1.6	±0.3	
Not Experienced USC	100	±1	92	4	2	0	1	±1	1.1	±0.1	
Experienced SH	99	±1	77	12	7	2	1	±5	1.4	±0.1	
Not Experienced SH	100	±1	93	4	2	0	1	±1	1.1	±0.1	
FEMALES	99	±1	93	4	2	1	1	±1	1.1	±0.1	
Army	99	±1	92	5	2	1	1	±2	1.1	±0.1	
Navy	100	±1	91	5	3	1	0	±2	1.1	±0.1	
Marine Corps	100	±1	89	6	4	1	0	±1	1.2	±0.1	
Air Force	99	±1	95	3	1	1	0	±1	1.1	±0.1	
Enlisted	99	±1	92	5	2	1	1	±1	1.1	±0.1	
E1 – E4	99	±1	90	6	3	1	1	±2	1.2	±0.1	
E5 – E9	99	±1	94	4	1	1	1	±1	1.1	±0.1	
Officers	99	±1	97	2	1	0	0	±1	1.0	±0.1	
O1 – O3	99	±1	97	2	1	0	0	±2	1.0	±0.1	
O4 – O6	100	±1	98	1	0	0	0	±2	1.0	±0.1	
Experienced USC	100	±0	78	13	5	2	2	±5	1.4	±0.1	
Not Experienced USC	99	±1	94	4	2	0	0	±1	1.1	±0.1	
Experienced SH	100	±1	86	8	4	1	1	±2	1.3	±0.1	
Not Experienced SH	99	±1	95	3	1	0	0	±1	1.1	±0.1	
Deployed Past 12 Months	100	±1	90	6	2	1	1	±2	1.2	±0.1	
Not Deployed Past 12 Months	99	±1	93	4	2	0	0	±1	1.1	±0.1	

Note. Percent responding are active duty members who answered the question.

19. How often during the past 12 months have you experienced any of the following behaviors where coworkers or supervisors...
i. Damaged or stole your property or equipment?

	Percent Responding		Percentages					Max ME	Average Frequency		
			1	2	3	4	5				
Army Enlisted	99	±1	91	5	2	1	1	±2	1.2	±0.1	
E1 – E4	99	±1	89	6	3	1	1	±3	1.2	±0.1	
Army Officers	100	±1	97	2	1	0	0	±2	1.0	±0.1	
Navy Enlisted	100	±1	90	5	3	1	1	±2	1.2	±0.1	
E1 – E4	100	±1	89	6	4	1	1	±3	1.2	±0.1	
Navy Officers	99	±1	97	2	1	0	0	±2	1.0	±0.1	
Marine Corps Enlisted	100	±1	88	6	4	1	1	±2	1.2	±0.1	
E1 – E4	100	±1	86	8	5	1	1	±2	1.2	±0.1	
Marine Corps Officers	99	±1	97	1	1	1	0	±2	1.1	±0.1	
Air Force Enlisted	99	±1	95	3	1	1	1	±2	1.1	±0.1	
E1 – E4	99	±1	93	4	2	1	1	±2	1.1	±0.1	
Air Force Officers	99	±1	98	2	0	0	0	±2	1.0	±0.1	
MALES	100	±1	92	5	2	0	1	±1	1.1	±0.1	
Army	100	±1	90	5	3	1	1	±2	1.2	±0.1	
Navy	100	±1	91	6	2	1	1	±3	1.1	±0.1	
Marine Corps	100	±1	90	5	4	0	1	±1	1.2	±0.1	
Air Force	99	±1	96	2	1	0	1	±2	1.1	±0.1	
Enlisted	100	±1	91	5	3	1	1	±2	1.2	±0.1	
E1 – E4	100	±1	88	6	4	1	1	±2	1.2	±0.1	
E5 – E9	99	±1	93	4	2	0	1	±2	1.1	±0.1	
Officers	99	±1	97	2	1	0	0	±2	1.1	±0.1	
O1 – O3	100	±1	94	3	2	0	0	±3	1.1	±0.1	
O4 – O6	99	±1	99	0	0	0	0	±2	1.0	±0.1	
Experienced USC	100	±0	63	12	10	7	8	±15	1.8	±0.4	
Not Experienced USC	100	±1	92	5	2	0	1	±1	1.1	±0.1	
Experienced SH	99	±2	69	16	11	3	2	±9	1.5	±0.2	
Not Experienced SH	100	±1	93	4	2	0	1	±1	1.1	±0.1	
Deployed Past 12 Months	100	±1	90	6	3	0	1	±2	1.2	±0.1	
Not Deployed Past 12 Months	100	±1	93	4	2	0	1	±2	1.1	±0.1	
Army Enlisted	100	±1	89	6	3	1	1	±3	1.2	±0.1	
E1 – E4	100	±1	87	7	5	1	1	±4	1.2	±0.1	
Army Officers	100	±1	96	2	2	0	0	±3	1.1	±0.1	
Navy Enlisted	100	±1	90	7	2	1	1	±3	1.2	±0.1	
E1 – E4	100	±0	87	9	3	1	1	±5	1.2	±0.1	
Navy Officers	99	±1	97	2	0	0	1	±3	1.1	±0.1	
Marine Corps Enlisted	100	±1	89	5	4	0	1	±2	1.2	±0.1	
E1 – E4	100	±1	87	7	5	0	1	±2	1.2	±0.1	
Marine Corps Officers	99	±1	98	1	1	0	0	±2	1.0	±0.1	
Air Force Enlisted	99	±1	95	3	1	0	1	±2	1.1	±0.1	
E1 – E4	99	±1	93	4	1	0	1	±4	1.1	±0.1	
Air Force Officers	99	±2	98	1	1	0	0	±3	1.0	±0.1	

Note. Percent responding are active duty members who answered the question.

19. Workplace Hostility scale: Constructed from Q19. Workplace Hostility can be defined as the degree to which people in the workplace act in an angry or hostile manner toward personnel.

	Percent Responding		Mean	Max ME	Workplace Hostility
TOTAL	97	±1	1.7	±0.1	■
Army	97	±1	1.8	±0.1	■
Navy	96	±1	1.7	±0.1	■
Marine Corps	97	±1	1.7	±0.1	■
Air Force	96	±1	1.4	±0.1	■
Enlisted	97	±1	1.7	±0.1	■
E1 – E4	97	±1	1.8	±0.1	■
E1 – E3	97	±1	1.7	±0.1	■
E4	96	±2	1.9	±0.1	■
E5 – E9	97	±1	1.6	±0.1	■
E5 – E6	97	±1	1.7	±0.1	■
E7 – E9	96	±2	1.5	±0.1	■
Officers	97	±1	1.4	±0.1	■
O1 – O3	96	±2	1.5	±0.1	■
O4 – O6	97	±2	1.4	±0.1	■
Deployed Past 12 Months	96	±1	1.8	±0.1	■
Not Deployed Past 12 Months	97	±1	1.6	±0.1	■
Non-Hispanic White	97	±1	1.6	±0.1	■
Total Minority	96	±1	1.7	±0.1	■
Non-Hispanic Black	95	±2	1.7	±0.1	■
Hispanic	97	±1	1.7	±0.1	■
Experienced USC	93	±5	2.5	±0.2	■
Not Experienced USC	97	±1	1.7	±0.1	■
Experienced SH	95	±2	2.5	±0.1	■
Not Experienced SH	97	±1	1.6	±0.1	■
FEMALES	96	±1	1.8	±0.1	■
Army	96	±1	1.9	±0.1	■
Navy	96	±1	1.8	±0.1	■
Marine Corps	96	±1	1.9	±0.1	■
Air Force	95	±1	1.6	±0.1	■
Enlisted	96	±1	1.8	±0.1	■
E1 – E4	96	±1	1.9	±0.1	■
E5 – E9	95	±1	1.8	±0.1	■
Officers	97	±1	1.6	±0.1	■
O1 – O3	97	±1	1.6	±0.1	■
O4 – O6	97	±2	1.5	±0.1	■
Experienced USC	95	±3	2.5	±0.2	■
Not Experienced USC	96	±1	1.7	±0.1	■
Experienced SH	95	±1	2.4	±0.1	■
Not Experienced SH	96	±1	1.6	±0.1	■
Deployed Past 12 Months	95	±2	1.9	±0.1	■
Not Deployed Past 12 Months	96	±1	1.7	±0.1	■

Note. Percent responding are active duty members who answered the question. The scale ranges from 1 to 5. Higher scores indicate greater frequency of hostile workplace behaviors. The overall Cronbach's coefficient alpha = 0.91 (males = 0.91 and females = 0.91).

19. Workplace Hostility scale: Constructed from Q19. Workplace Hostility can be defined as the degree to which people in the workplace act in an angry or hostile manner toward personnel.

	Percent Responding		Mean	Max ME	Workplace Hostility
Army Enlisted	96	±2	2.0	±0.1	
E1 – E4	96	±2	2.0	±0.1	
Army Officers	97	±2	1.7	±0.1	
Navy Enlisted	96	±1	1.9	±0.1	
E1 – E4	96	±2	1.9	±0.1	
Navy Officers	97	±2	1.6	±0.1	
Marine Corps Enlisted	96	±1	1.9	±0.1	
E1 – E4	96	±1	1.9	±0.1	
Marine Corps Officers	97	±1	1.6	±0.1	
Air Force Enlisted	95	±1	1.6	±0.1	
E1 – E4	95	±2	1.6	±0.1	
Air Force Officers	96	±2	1.5	±0.1	
MALES	97	±1	1.6	±0.1	
Army	97	±1	1.8	±0.1	
Navy	96	±2	1.7	±0.1	
Marine Corps	97	±1	1.7	±0.1	
Air Force	97	±1	1.4	±0.1	
Enlisted	97	±1	1.7	±0.1	
E1 – E4	97	±1	1.8	±0.1	
E5 – E9	97	±1	1.6	±0.1	
Officers	97	±1	1.4	±0.1	
O1 – O3	96	±2	1.5	±0.1	
O4 – O6	97	±2	1.3	±0.1	
Experienced USC	91	±9	2.5	±0.4	
Not Experienced USC	97	±1	1.6	±0.1	
Experienced SH	95	±4	2.6	±0.2	
Not Experienced SH	97	±1	1.6	±0.1	
Deployed Past 12 Months	96	±1	1.8	±0.1	
Not Deployed Past 12 Months	97	±1	1.6	±0.1	
Army Enlisted	97	±2	1.8	±0.1	
E1 – E4	97	±2	1.9	±0.1	
Army Officers	97	±2	1.5	±0.1	
Navy Enlisted	96	±2	1.7	±0.1	
E1 – E4	97	±2	1.8	±0.2	
Navy Officers	95	±3	1.4	±0.1	
Marine Corps Enlisted	97	±1	1.7	±0.1	
E1 – E4	97	±1	1.8	±0.1	
Marine Corps Officers	96	±2	1.4	±0.1	
Air Force Enlisted	97	±1	1.4	±0.1	
E1 – E4	96	±2	1.5	±0.1	
Air Force Officers	96	±3	1.3	±0.1	

Note. Percent responding are active duty members who answered the question. The scale ranges from 1 to 5. Higher scores indicate greater frequency of hostile workplace behaviors. The overall Cronbach's coefficient alpha = 0.91 (males = 0.91 and females = 0.91).

20. How true or false is each of the following statements for you?

a. I am as healthy as anybody I know.

1. Definitely false
4. Definitely true

2. Mostly false

3. Mostly true

	Percent Responding		Percentages				Max ME	Degree of Truth		
			1	2	3	4				
TOTAL	100	±1	4	9	53	33	±2	3.2	±0.1	
Army	100	±1	5	11	53	31	±3	3.1	±0.1	
Navy	100	±1	3	9	54	34	±3	3.2	±0.1	
Marine Corps	100	±1	5	9	52	34	±2	3.2	±0.1	
Air Force	100	±1	2	8	54	35	±3	3.2	±0.1	
Enlisted	100	±1	4	10	54	32	±2	3.1	±0.1	
E1 – E4	100	±1	5	9	52	34	±3	3.2	±0.1	
E1 – E3	100	±1	3	9	51	37	±4	3.2	±0.1	
E4	100	±1	6	10	52	32	±4	3.1	±0.1	
E5 – E9	100	±1	4	11	57	28	±2	3.1	±0.1	
E5 – E6	100	±1	4	11	56	28	±3	3.1	±0.1	
E7 – E9	99	±1	4	10	58	28	±4	3.1	±0.1	
Officers	100	±1	2	7	51	41	±3	3.3	±0.1	
O1 – O3	100	±1	2	6	49	44	±4	3.3	±0.1	
O4 – O6	100	±1	2	7	53	38	±4	3.3	±0.1	
Deployed Past 12 Months	100	±1	5	10	53	32	±3	3.1	±0.1	
Not Deployed Past 12 Months	100	±1	4	9	54	34	±2	3.2	±0.1	
Non-Hispanic White	100	±1	4	10	54	33	±2	3.2	±0.1	
Total Minority	100	±1	4	9	53	34	±2	3.2	±0.1	
Non-Hispanic Black	100	±1	4	9	54	33	±4	3.2	±0.1	
Hispanic	100	±1	4	8	53	36	±4	3.2	±0.1	
Experienced USC	100	±0	12	16	49	23	±9	2.8	±0.2	
Not Experienced USC	100	±1	4	9	53	33	±2	3.2	±0.1	
Experienced SH	100	±1	7	19	49	25	±5	2.9	±0.1	
Not Experienced SH	100	±1	4	9	54	34	±2	3.2	±0.1	
FEMALES	100	±1	4	10	56	31	±2	3.1	±0.1	
Army	100	±1	5	10	55	30	±3	3.1	±0.1	
Navy	100	±1	3	9	58	30	±3	3.1	±0.1	
Marine Corps	100	±1	5	12	55	27	±2	3.0	±0.1	
Air Force	99	±1	3	8	55	33	±2	3.2	±0.1	
Enlisted	100	±1	4	10	57	28	±2	3.1	±0.1	
E1 – E4	100	±1	5	10	56	29	±2	3.1	±0.1	
E5 – E9	100	±1	4	10	59	27	±2	3.1	±0.1	
Officers	100	±1	2	6	49	42	±3	3.3	±0.1	
O1 – O3	100	±1	1	5	48	45	±3	3.4	±0.1	
O4 – O6	100	±1	3	8	50	39	±4	3.3	±0.1	
Experienced USC	100	±0	11	13	54	22	±5	2.9	±0.1	
Not Experienced USC	100	±1	3	9	56	31	±2	3.1	±0.1	
Experienced SH	100	±1	7	13	56	24	±3	3.0	±0.1	
Not Experienced SH	100	±1	3	9	56	33	±2	3.2	±0.1	
Deployed Past 12 Months	100	±1	4	10	57	30	±3	3.1	±0.1	
Not Deployed Past 12 Months	100	±1	4	10	56	31	±2	3.1	±0.1	

Note. Percent responding are active duty members who answered the question.

20. How true or false is each of the following statements for you?

a. I am as healthy as anybody I know.

	Percent Responding		Percentages				Max ME	Degree of Truth		
			1	2	3	4				
Army Enlisted	100	±1	6	11	57	26	±3	3.0	±0.1	
E1 – E4	100	±1	7	11	54	28	±4	3.0	±0.1	
Army Officers	100	±1	2	7	50	41	±4	3.3	±0.1	
Navy Enlisted	100	±1	3	10	59	27	±3	3.1	±0.1	
E1 – E4	100	±1	3	9	60	28	±4	3.1	±0.1	
Navy Officers	100	±1	2	6	51	41	±4	3.3	±0.1	
Marine Corps Enlisted	100	±1	6	13	56	25	±2	3.0	±0.1	
E1 – E4	100	±1	5	14	57	23	±3	3.0	±0.1	
Marine Corps Officers	100	±1	2	6	44	48	±4	3.4	±0.1	
Air Force Enlisted	99	±1	3	9	57	31	±3	3.2	±0.1	
E1 – E4	99	±1	3	9	55	33	±4	3.2	±0.1	
Air Force Officers	100	±1	2	6	48	44	±4	3.3	±0.1	
MALES	100	±1	4	9	53	34	±2	3.2	±0.1	
Army	100	±1	5	11	52	32	±3	3.1	±0.1	
Navy	100	±1	3	8	54	35	±4	3.2	±0.1	
Marine Corps	100	±1	5	9	52	34	±2	3.2	±0.1	
Air Force	100	±1	2	8	54	35	±3	3.2	±0.1	
Enlisted	100	±1	4	10	53	32	±2	3.1	±0.1	
E1 – E4	100	±1	5	9	51	36	±3	3.2	±0.1	
E5 – E9	100	±1	4	11	56	29	±2	3.1	±0.1	
Officers	100	±1	2	7	51	40	±3	3.3	±0.1	
O1 – O3	100	±1	2	6	49	44	±4	3.3	±0.1	
O4 – O6	100	±1	2	7	54	38	±5	3.3	±0.1	
Experienced USC	100	±0	12	18	45	24	±15	2.8	±0.3	
Not Experienced USC	100	±1	4	9	53	34	±2	3.2	±0.1	
Experienced SH	100	±0	7	25	42	25	±9	2.9	±0.2	
Not Experienced SH	100	±1	4	9	53	34	±2	3.2	±0.1	
Deployed Past 12 Months	100	±1	5	10	52	33	±3	3.1	±0.1	
Not Deployed Past 12 Months	100	±1	4	9	53	34	±2	3.2	±0.1	
Army Enlisted	100	±1	6	12	52	30	±4	3.1	±0.1	
E1 – E4	100	±0	6	11	49	33	±5	3.1	±0.1	
Army Officers	100	±0	3	6	52	40	±6	3.3	±0.1	
Navy Enlisted	100	±1	3	9	54	34	±4	3.2	±0.1	
E1 – E4	100	±0	4	9	50	38	±7	3.2	±0.1	
Navy Officers	100	±1	1	8	53	38	±5	3.3	±0.1	
Marine Corps Enlisted	100	±1	5	9	53	33	±2	3.1	±0.1	
E1 – E4	100	±1	5	9	53	34	±3	3.2	±0.1	
Marine Corps Officers	100	±1	2	5	48	44	±3	3.3	±0.1	
Air Force Enlisted	100	±1	2	9	55	34	±3	3.2	±0.1	
E1 – E4	100	±1	1	7	52	39	±5	3.3	±0.1	
Air Force Officers	100	±1	2	7	49	42	±6	3.3	±0.1	

Note. Percent responding are active duty members who answered the question.

20. How true or false is each of the following statements for you?

b. I seem to get sick a little easier than other people.

- 1. Definitely false
- 4. Definitely true

2. Mostly false

3. Mostly true

	Percent Responding		Percentages				Max ME	Degree of Truth		
			1	2	3	4				
TOTAL	99	±1	62	29	7	2	±2	1.5	±0.1	■
Army	98	±1	62	30	7	1	±3	1.5	±0.1	■
Navy	99	±1	61	30	7	2	±3	1.5	±0.1	■
Marine Corps	99	±1	62	29	7	2	±2	1.5	±0.1	■
Air Force	99	±1	64	29	6	1	±3	1.4	±0.1	■
Enlisted	99	±1	61	30	7	2	±2	1.5	±0.1	■
E1 – E4	99	±1	61	29	8	2	±3	1.5	±0.1	■
E1 – E3	99	±1	63	28	7	2	±4	1.5	±0.1	■
E4	99	±1	58	31	9	2	±4	1.5	±0.1	■
E5 – E9	99	±1	61	30	7	2	±2	1.5	±0.1	■
E5 – E6	99	±1	60	31	7	2	±2	1.5	±0.1	■
E7 – E9	99	±1	64	28	6	2	±3	1.4	±0.1	■
Officers	99	±1	67	28	4	1	±3	1.4	±0.1	■
O1 – O3	99	±1	67	28	4	1	±3	1.4	±0.1	■
O4 – O6	99	±1	68	28	3	0	±4	1.4	±0.1	■
Deployed Past 12 Months	99	±1	62	30	7	1	±3	1.5	±0.1	■
Not Deployed Past 12 Months	99	±1	62	29	7	2	±2	1.5	±0.1	■
Non-Hispanic White	99	±1	63	30	6	1	±2	1.5	±0.1	■
Total Minority	99	±1	60	29	8	2	±2	1.5	±0.1	■
Non-Hispanic Black	98	±1	62	28	7	3	±4	1.5	±0.1	■
Hispanic	98	±1	64	27	8	1	±4	1.5	±0.1	■
Experienced USC	99	±1	51	32	12	4	±9	1.7	±0.2	■
Not Experienced USC	99	±1	62	29	7	1	±2	1.5	±0.1	■
Experienced SH	99	±1	48	37	13	3	±5	1.7	±0.1	■
Not Experienced SH	99	±1	63	29	6	1	±2	1.5	±0.1	■
FEMALES	99	±1	49	35	13	3	±2	1.7	±0.1	■
Army	99	±1	50	35	13	3	±3	1.7	±0.1	■
Navy	99	±1	47	36	14	3	±3	1.7	±0.1	■
Marine Corps	99	±1	42	37	16	5	±2	1.8	±0.1	■
Air Force	99	±1	51	34	11	3	±2	1.7	±0.1	■
Enlisted	99	±1	47	36	14	3	±2	1.7	±0.1	■
E1 – E4	99	±1	45	36	15	4	±2	1.8	±0.1	■
E5 – E9	99	±1	49	35	12	3	±2	1.7	±0.1	■
Officers	99	±1	58	33	8	1	±3	1.5	±0.1	■
O1 – O3	98	±1	56	34	9	2	±3	1.6	±0.1	■
O4 – O6	99	±1	60	32	6	1	±4	1.5	±0.1	■
Experienced USC	98	±2	40	37	19	3	±6	1.9	±0.1	■
Not Experienced USC	99	±1	50	35	12	3	±2	1.7	±0.1	■
Experienced SH	99	±1	44	36	16	4	±3	1.8	±0.1	■
Not Experienced SH	99	±1	50	35	12	3	±2	1.7	±0.1	■
Deployed Past 12 Months	99	±1	49	35	12	3	±3	1.7	±0.1	■
Not Deployed Past 12 Months	99	±1	49	35	13	3	±2	1.7	±0.1	■

Note. Percent responding are active duty members who answered the question.

20. How true or false is each of the following statements for you?

b. I seem to get sick a little easier than other people.

	Percent Responding		Percentages				Max ME	Degree of Truth		
			1	2	3	4				
Army Enlisted	99	±1	47	36	14	3	±3	1.7	±0.1	
E1 – E4	99	±1	46	36	15	3	±4	1.8	±0.1	
Army Officers	98	±1	60	32	8	1	±4	1.5	±0.1	
Navy Enlisted	98	±1	46	37	15	3	±3	1.7	±0.1	
E1 – E4	99	±1	46	36	15	3	±4	1.8	±0.1	
Navy Officers	99	±1	55	35	8	2	±4	1.6	±0.1	
Marine Corps Enlisted	99	±1	40	38	17	5	±2	1.9	±0.1	
E1 – E4	99	±1	37	39	18	6	±3	1.9	±0.1	
Marine Corps Officers	99	±1	61	28	9	1	±4	1.5	±0.1	
Air Force Enlisted	99	±1	50	35	12	4	±3	1.7	±0.1	
E1 – E4	99	±1	47	35	13	4	±4	1.8	±0.1	
Air Force Officers	99	±1	56	34	8	2	±4	1.6	±0.1	
MALES	99	±1	64	28	6	1	±2	1.4	±0.1	
Army	98	±1	64	29	7	1	±3	1.5	±0.1	
Navy	99	±1	64	29	5	2	±4	1.4	±0.1	
Marine Corps	99	±1	64	29	6	2	±2	1.5	±0.1	
Air Force	99	±1	67	28	5	1	±3	1.4	±0.1	
Enlisted	99	±1	64	29	6	1	±2	1.5	±0.1	
E1 – E4	99	±1	64	28	7	1	±3	1.5	±0.1	
E5 – E9	99	±1	63	29	6	2	±2	1.5	±0.1	
Officers	99	±1	69	27	3	0	±3	1.3	±0.1	
O1 – O3	99	±1	70	26	3	1	±4	1.3	±0.1	
O4 – O6	99	±1	69	28	3	0	±4	1.3	±0.1	
Experienced USC	100	±1	60	28	7	5	±15	1.6	±0.3	
Not Experienced USC	99	±1	65	28	6	1	±2	1.4	±0.1	
Experienced SH	100	±1	51	37	11	1	±9	1.6	±0.2	
Not Experienced SH	99	±1	65	28	6	1	±2	1.4	±0.1	
Deployed Past 12 Months	99	±1	63	30	6	1	±3	1.4	±0.1	
Not Deployed Past 12 Months	99	±1	65	28	6	1	±2	1.4	±0.1	
Army Enlisted	98	±1	62	29	7	1	±4	1.5	±0.1	
E1 – E4	98	±2	63	28	8	1	±5	1.5	±0.1	
Army Officers	99	±2	71	26	3	0	±5	1.3	±0.1	
Navy Enlisted	99	±1	64	29	5	2	±4	1.5	±0.1	
E1 – E4	98	±2	68	25	6	2	±7	1.4	±0.1	
Navy Officers	99	±1	65	31	4	1	±5	1.4	±0.1	
Marine Corps Enlisted	99	±1	63	29	7	2	±2	1.5	±0.1	
E1 – E4	99	±1	62	29	7	2	±3	1.5	±0.1	
Marine Corps Officers	99	±1	69	26	4	1	±3	1.4	±0.1	
Air Force Enlisted	99	±1	66	28	5	1	±3	1.4	±0.1	
E1 – E4	99	±1	64	30	5	1	±5	1.4	±0.1	
Air Force Officers	99	±2	70	27	2	0	±6	1.3	±0.1	

Note. Percent responding are active duty members who answered the question.

20. How true or false is each of the following statements for you?

c. I expect my health to get worse.

- 1. Definitely false
- 4. Definitely true

2. Mostly false

3. Mostly true

	Percent Responding		Percentages				Max ME	Degree of Truth		
			1	2	3	4				
TOTAL	100	±1	59	27	11	3	±2	1.6	±0.1	
Army	100	±1	57	27	13	4	±3	1.6	±0.1	
Navy	100	±1	59	27	11	4	±3	1.6	±0.1	
Marine Corps	100	±1	54	29	14	4	±2	1.7	±0.1	
Air Force	99	±1	64	26	8	2	±3	1.5	±0.1	
Enlisted	100	±1	59	26	11	3	±2	1.6	±0.1	
E1 – E4	100	±1	63	24	9	4	±3	1.5	±0.1	
E1 – E3	100	±1	66	23	8	3	±4	1.5	±0.1	
E4	100	±1	59	26	10	5	±4	1.6	±0.1	
E5 – E9	100	±1	55	28	14	3	±2	1.6	±0.1	
E5 – E6	100	±1	56	27	14	3	±2	1.6	±0.1	
E7 – E9	100	±1	54	29	14	3	±4	1.7	±0.1	
Officers	99	±1	56	31	10	2	±3	1.6	±0.1	
O1 – O3	99	±1	61	29	8	2	±4	1.5	±0.1	
O4 – O6	100	±1	52	33	13	2	±4	1.6	±0.1	
Deployed Past 12 Months	100	±1	54	30	12	4	±3	1.7	±0.1	
Not Deployed Past 12 Months	100	±1	61	25	11	3	±2	1.6	±0.1	
Non-Hispanic White	100	±1	57	28	12	3	±2	1.6	±0.1	
Total Minority	100	±1	61	24	11	3	±2	1.6	±0.1	
Non-Hispanic Black	99	±1	64	24	9	3	±4	1.5	±0.1	
Hispanic	100	±1	65	22	11	2	±4	1.5	±0.1	
Experienced USC	100	±1	46	27	13	14	±9	1.9	±0.3	
Not Experienced USC	100	±1	59	27	11	3	±2	1.6	±0.1	
Experienced SH	100	±1	46	32	15	8	±5	1.8	±0.1	
Not Experienced SH	100	±1	60	26	11	3	±2	1.6	±0.1	
FEMALES	99	±1	59	29	10	2	±2	1.6	±0.1	
Army	100	±1	58	29	11	3	±3	1.6	±0.1	
Navy	100	±1	58	30	10	2	±3	1.6	±0.1	
Marine Corps	100	±1	50	32	14	4	±2	1.7	±0.1	
Air Force	99	±1	64	27	8	2	±2	1.5	±0.1	
Enlisted	99	±1	59	29	10	2	±2	1.6	±0.1	
E1 – E4	100	±1	60	28	10	2	±2	1.5	±0.1	
E5 – E9	99	±1	57	30	11	3	±2	1.6	±0.1	
Officers	99	±1	61	29	8	2	±2	1.5	±0.1	
O1 – O3	100	±1	65	26	7	1	±3	1.5	±0.1	
O4 – O6	99	±1	54	33	11	2	±4	1.6	±0.1	
Experienced USC	99	±1	52	30	14	5	±5	1.7	±0.1	
Not Experienced USC	99	±1	60	29	9	2	±2	1.5	±0.1	
Experienced SH	100	±1	51	32	13	4	±3	1.7	±0.1	
Not Experienced SH	99	±1	62	28	9	2	±2	1.5	±0.1	
Deployed Past 12 Months	100	±1	56	29	11	3	±3	1.6	±0.1	
Not Deployed Past 12 Months	99	±1	60	29	9	2	±2	1.5	±0.1	

Note. Percent responding are active duty members who answered the question.

20. How true or false is each of the following statements for you?

c. I expect my health to get worse.

	Percent Responding		Percentages				Max ME	Degree of Truth		
			1	2	3	4				
Army Enlisted	100	±1	57	29	12	3	±3	1.6	±0.1	■
E1 – E4	100	±1	58	28	11	3	±4	1.6	±0.1	■
Army Officers	100	±1	62	28	8	1	±4	1.5	±0.1	■
Navy Enlisted	100	±1	58	30	10	2	±3	1.6	±0.1	■
E1 – E4	100	±1	61	29	9	2	±4	1.5	±0.1	■
Navy Officers	100	±1	58	31	10	1	±4	1.5	±0.1	■
Marine Corps Enlisted	99	±1	49	33	14	4	±2	1.7	±0.1	■
E1 – E4	100	±1	48	34	14	4	±3	1.7	±0.1	■
Marine Corps Officers	100	±1	58	29	10	3	±5	1.6	±0.1	■
Air Force Enlisted	99	±1	64	26	7	2	±3	1.5	±0.1	■
E1 – E4	99	±1	67	25	7	1	±3	1.4	±0.1	■
Air Force Officers	99	±1	62	27	8	2	±4	1.5	±0.1	■
MALES	100	±1	59	26	12	3	±2	1.6	±0.1	■
Army	100	±1	57	26	13	4	±3	1.6	±0.1	■
Navy	100	±1	59	26	11	4	±4	1.6	±0.1	■
Marine Corps	100	±1	54	28	14	4	±2	1.7	±0.1	■
Air Force	99	±1	64	25	8	2	±3	1.5	±0.1	■
Enlisted	100	±1	59	25	12	4	±2	1.6	±0.1	■
E1 – E4	100	±1	63	24	9	4	±3	1.5	±0.1	■
E5 – E9	100	±1	55	27	14	3	±2	1.7	±0.1	■
Officers	99	±1	55	32	11	3	±3	1.6	±0.1	■
O1 – O3	99	±1	60	30	8	3	±4	1.5	±0.1	■
O4 – O6	100	±1	51	34	14	1	±5	1.7	±0.1	■
Experienced USC	100	±0	42	25	11	21	±16	2.1	±0.4	■
Not Experienced USC	100	±1	59	26	12	3	±2	1.6	±0.1	■
Experienced SH	100	±1	41	31	17	11	±9	2.0	±0.2	■
Not Experienced SH	100	±1	59	26	11	3	±2	1.6	±0.1	■
Deployed Past 12 Months	100	±1	54	30	12	4	±3	1.7	±0.1	■
Not Deployed Past 12 Months	100	±1	61	25	11	3	±2	1.6	±0.1	■
Army Enlisted	100	±1	57	25	14	4	±4	1.6	±0.1	■
E1 – E4	100	±1	62	23	10	4	±5	1.6	±0.1	■
Army Officers	99	±1	53	34	9	4	±6	1.6	±0.1	■
Navy Enlisted	100	±1	60	25	11	4	±4	1.6	±0.1	■
E1 – E4	100	±0	65	22	8	5	±7	1.5	±0.2	■
Navy Officers	99	±2	55	32	12	2	±5	1.6	±0.1	■
Marine Corps Enlisted	100	±1	54	28	14	5	±2	1.7	±0.1	■
E1 – E4	100	±1	56	28	11	4	±3	1.6	±0.1	■
Marine Corps Officers	100	±1	53	31	13	2	±3	1.6	±0.1	■
Air Force Enlisted	99	±1	66	25	8	2	±3	1.5	±0.1	■
E1 – E4	99	±1	71	22	5	2	±5	1.4	±0.1	■
Air Force Officers	100	±1	59	28	11	1	±6	1.5	±0.1	■

Note. Percent responding are active duty members who answered the question.

20. How true or false is each of the following statements for you?

d. My health is excellent.

- 1. Definitely false
- 4. Definitely true

2. Mostly false

3. Mostly true

	Percent Responding		Percentages				Max ME	Degree of Truth		
			1	2	3	4				
TOTAL	100	±1	5	10	54	31	±2	3.1	±0.1	
Army	100	±1	7	11	54	29	±3	3.0	±0.1	
Navy	100	±1	4	9	53	34	±3	3.2	±0.1	
Marine Corps	100	±1	5	10	53	33	±2	3.1	±0.1	
Air Force	100	±1	3	8	56	33	±3	3.2	±0.1	
Enlisted	100	±1	5	10	54	30	±2	3.1	±0.1	
E1 – E4	100	±1	5	9	53	33	±3	3.1	±0.1	
E1 – E3	100	±1	3	8	53	36	±4	3.2	±0.1	
E4	100	±1	7	10	53	30	±4	3.1	±0.1	
E5 – E9	100	±1	6	12	56	26	±2	3.0	±0.1	
E5 – E6	100	±1	6	13	55	26	±3	3.0	±0.1	
E7 – E9	100	±1	5	10	60	25	±4	3.0	±0.1	
Officers	100	±1	2	6	52	40	±3	3.3	±0.1	
O1 – O3	100	±1	2	5	50	43	±4	3.3	±0.1	
O4 – O6	100	±1	2	7	55	37	±4	3.3	±0.1	
Deployed Past 12 Months	100	±1	6	10	54	30	±3	3.1	±0.1	
Not Deployed Past 12 Months	100	±1	4	9	54	32	±2	3.1	±0.1	
Non-Hispanic White	100	±1	5	10	54	32	±2	3.1	±0.1	
Total Minority	100	±1	5	10	54	31	±2	3.1	±0.1	
Non-Hispanic Black	99	±1	6	10	55	29	±4	3.1	±0.1	
Hispanic	100	±1	5	9	53	34	±4	3.2	±0.1	
Experienced USC	100	±1	12	17	45	26	±9	2.8	±0.2	
Not Experienced USC	100	±1	5	9	54	32	±2	3.1	±0.1	
Experienced SH	100	±1	12	16	50	23	±5	2.8	±0.1	
Not Experienced SH	100	±1	4	9	54	32	±2	3.1	±0.1	
FEMALES	100	±1	6	10	57	27	±2	3.0	±0.1	
Army	100	±1	8	11	57	25	±3	3.0	±0.1	
Navy	100	±1	5	10	59	27	±3	3.1	±0.1	
Marine Corps	100	±1	8	13	55	24	±2	3.0	±0.1	
Air Force	100	±1	4	10	57	29	±2	3.1	±0.1	
Enlisted	100	±1	6	11	58	24	±2	3.0	±0.1	
E1 – E4	100	±1	6	11	56	26	±2	3.0	±0.1	
E5 – E9	100	±1	7	12	60	22	±2	3.0	±0.1	
Officers	100	±1	2	6	54	37	±3	3.3	±0.1	
O1 – O3	100	±1	2	5	54	40	±3	3.3	±0.1	
O4 – O6	100	±1	3	8	53	35	±4	3.2	±0.1	
Experienced USC	100	±1	11	14	55	20	±5	2.8	±0.1	
Not Experienced USC	100	±1	5	10	57	27	±2	3.1	±0.1	
Experienced SH	100	±1	10	13	56	21	±3	2.9	±0.1	
Not Experienced SH	100	±1	4	10	58	28	±2	3.1	±0.1	
Deployed Past 12 Months	99	±1	6	11	58	26	±3	3.0	±0.1	
Not Deployed Past 12 Months	100	±1	6	10	57	27	±2	3.1	±0.1	

Note. Percent responding are active duty members who answered the question.

20. How true or false is each of the following statements for you?

d. My health is excellent.

	Percent Responding		Percentages				Max ME	Degree of Truth		
			1	2	3	4				
Army Enlisted	100	±1	9	12	57	22	±3	2.9	±0.1	
E1 – E4	100	±1	8	13	54	25	±4	3.0	±0.1	
Army Officers	100	±0	2	6	57	34	±4	3.2	±0.1	
Navy Enlisted	100	±1	5	11	59	25	±3	3.0	±0.1	
E1 – E4	100	±1	5	10	60	25	±4	3.0	±0.1	
Navy Officers	100	±1	2	6	54	38	±4	3.3	±0.1	
Marine Corps Enlisted	100	±1	8	14	56	21	±2	2.9	±0.1	
E1 – E4	100	±1	8	15	57	20	±3	2.9	±0.1	
Marine Corps Officers	100	±0	2	7	46	45	±4	3.3	±0.1	
Air Force Enlisted	99	±1	4	10	59	27	±3	3.1	±0.1	
E1 – E4	100	±1	3	9	56	31	±4	3.2	±0.1	
Air Force Officers	100	±1	3	6	52	40	±4	3.3	±0.1	
MALES	100	±1	5	9	54	32	±2	3.1	±0.1	
Army	100	±1	6	11	54	29	±3	3.1	±0.1	
Navy	100	±1	4	9	52	35	±4	3.2	±0.1	
Marine Corps	100	±1	5	9	53	33	±2	3.1	±0.1	
Air Force	100	±1	3	7	55	34	±3	3.2	±0.1	
Enlisted	100	±1	5	10	54	31	±2	3.1	±0.1	
E1 – E4	100	±1	5	8	53	35	±3	3.2	±0.1	
E5 – E9	100	±1	6	12	55	27	±2	3.0	±0.1	
Officers	100	±1	2	6	52	40	±3	3.3	±0.1	
O1 – O3	100	±1	2	5	49	44	±4	3.4	±0.1	
O4 – O6	100	±0	1	6	55	37	±5	3.3	±0.1	
Experienced USC	100	±0	14	20	36	30	±16	2.8	±0.3	
Not Experienced USC	100	±1	5	9	54	32	±2	3.1	±0.1	
Experienced SH	100	±0	13	18	43	25	±9	2.8	±0.2	
Not Experienced SH	100	±1	4	9	54	33	±2	3.1	±0.1	
Deployed Past 12 Months	100	±1	6	10	54	30	±3	3.1	±0.1	
Not Deployed Past 12 Months	100	±1	4	9	53	33	±2	3.2	±0.1	
Army Enlisted	100	±1	7	12	54	28	±4	3.0	±0.1	
E1 – E4	100	±0	6	10	53	31	±5	3.1	±0.1	
Army Officers	100	±0	4	6	53	37	±6	3.2	±0.1	
Navy Enlisted	100	±1	4	10	51	34	±4	3.2	±0.1	
E1 – E4	100	±1	3	9	47	40	±7	3.2	±0.1	
Navy Officers	100	±1	1	4	56	38	±5	3.3	±0.1	
Marine Corps Enlisted	100	±1	5	10	53	32	±2	3.1	±0.1	
E1 – E4	100	±1	5	9	53	33	±3	3.1	±0.1	
Marine Corps Officers	100	±1	1	5	48	45	±3	3.4	±0.1	
Air Force Enlisted	100	±1	3	8	57	32	±3	3.2	±0.1	
E1 – E4	100	±1	2	4	57	38	±5	3.3	±0.1	
Air Force Officers	100	±0	2	7	47	44	±6	3.3	±0.1	

Note. Percent responding are active duty members who answered the question.

20. General Health scale: Constructed from Q20. The General Health scale is designed to provide a self-assessment of overall physical well-being.

	Percent Responding		Mean	Max ME	General Health
TOTAL	98	±1	3.3	±0.1	
Army	98	±1	3.3	±0.1	
Navy	98	±1	3.3	±0.1	
Marine Corps	98	±1	3.3	±0.1	
Air Force	98	±1	3.4	±0.1	
Enlisted	98	±1	3.3	±0.1	
E1 – E4	98	±1	3.3	±0.1	
E1 – E3	98	±1	3.4	±0.1	
E4	98	±1	3.3	±0.1	
E5 – E9	98	±1	3.2	±0.1	
E5 – E6	98	±1	3.2	±0.1	
E7 – E9	98	±1	3.3	±0.1	
Officers	98	±1	3.4	±0.1	
O1 – O3	98	±1	3.5	±0.1	
O4 – O6	98	±1	3.4	±0.1	
Deployed Past 12 Months	98	±1	3.3	±0.1	
Not Deployed Past 12 Months	98	±1	3.3	±0.1	
Non-Hispanic White	98	±1	3.3	±0.1	
Total Minority	98	±1	3.3	±0.1	
Non-Hispanic Black	97	±1	3.3	±0.1	
Hispanic	98	±1	3.4	±0.1	
Experienced USC	99	±1	3.0	±0.2	
Not Experienced USC	98	±1	3.3	±0.1	
Experienced SH	99	±1	3.1	±0.1	
Not Experienced SH	98	±1	3.3	±0.1	
FEMALES	98	±1	3.2	±0.1	
Army	99	±1	3.2	±0.1	
Navy	98	±1	3.2	±0.1	
Marine Corps	98	±1	3.1	±0.1	
Air Force	97	±1	3.3	±0.1	
Enlisted	98	±1	3.2	±0.1	
E1 – E4	98	±1	3.2	±0.1	
E5 – E9	98	±1	3.2	±0.1	
Officers	98	±1	3.4	±0.1	
O1 – O3	98	±1	3.4	±0.1	
O4 – O6	98	±1	3.3	±0.1	
Experienced USC	98	±2	3.0	±0.1	
Not Experienced USC	98	±1	3.2	±0.1	
Experienced SH	99	±1	3.1	±0.1	
Not Experienced SH	98	±1	3.3	±0.1	
Deployed Past 12 Months	98	±1	3.2	±0.1	
Not Deployed Past 12 Months	98	±1	3.2	±0.1	

Note. Percent responding are active duty members who answered the question. The scale ranges from 1 to 4. Higher scores indicate more positive perceptions of health. The overall Cronbach's coefficient alpha = 0.79 (males = 0.77 and females = 0.80).

20. General Health scale: Constructed from Q20. The General Health scale is designed to provide a self-assessment of overall physical well-being.

	Percent Responding		Mean	Max ME	General Health
Army Enlisted	99	±1	3.2	±0.1	
E1 – E4	99	±1	3.2	±0.1	
Army Officers	98	±2	3.4	±0.1	
Navy Enlisted	98	±1	3.2	±0.1	
E1 – E4	99	±1	3.2	±0.1	
Navy Officers	98	±1	3.4	±0.1	
Marine Corps Enlisted	98	±1	3.1	±0.1	
E1 – E4	98	±1	3.1	±0.1	
Marine Corps Officers	99	±1	3.4	±0.1	
Air Force Enlisted	97	±1	3.3	±0.1	
E1 – E4	98	±1	3.3	±0.1	
Air Force Officers	98	±2	3.4	±0.1	
MALES	98	±1	3.3	±0.1	
Army	98	±1	3.3	±0.1	
Navy	98	±1	3.3	±0.1	
Marine Corps	98	±1	3.3	±0.1	
Air Force	98	±1	3.4	±0.1	
Enlisted	98	±1	3.3	±0.1	
E1 – E4	98	±1	3.3	±0.1	
E5 – E9	98	±1	3.3	±0.1	
Officers	98	±1	3.4	±0.1	
O1 – O3	98	±2	3.5	±0.1	
O4 – O6	98	±1	3.4	±0.1	
Experienced USC	100	±1	3.0	±0.3	
Not Experienced USC	98	±1	3.3	±0.1	
Experienced SH	100	±1	3.0	±0.2	
Not Experienced SH	98	±1	3.3	±0.1	
Deployed Past 12 Months	98	±1	3.3	±0.1	
Not Deployed Past 12 Months	98	±1	3.3	±0.1	
Army Enlisted	98	±1	3.2	±0.1	
E1 – E4	98	±2	3.3	±0.1	
Army Officers	98	±2	3.4	±0.1	
Navy Enlisted	98	±1	3.3	±0.1	
E1 – E4	98	±2	3.4	±0.1	
Navy Officers	98	±2	3.4	±0.1	
Marine Corps Enlisted	98	±1	3.3	±0.1	
E1 – E4	99	±1	3.3	±0.1	
Marine Corps Officers	98	±1	3.4	±0.1	
Air Force Enlisted	98	±1	3.4	±0.1	
E1 – E4	98	±2	3.5	±0.1	
Air Force Officers	98	±2	3.4	±0.1	

Note. Percent responding are active duty members who answered the question. The scale ranges from 1 to 4. Higher scores indicate more positive perceptions of health. The overall Cronbach's coefficient alpha = 0.79 (males = 0.77 and females = 0.80).

21. Overall, how would you rate the current level of stress in your...

a. Work life?

1. Much less than usual
4. More than usual

2. Less than usual
5. Much more than usual

3. About the same as usual

	Percent Responding		Percentages					Max ME	Average Level of Stress		
			1	2	3	4	5				
TOTAL	100	±1	9	12	43	26	11	±2	3.2	±0.1	
Army	100	±1	9	11	41	26	13	±3	3.2	±0.1	
Navy	100	±1	8	14	38	28	12	±3	3.2	±0.1	
Marine Corps	100	±1	8	11	45	24	11	±2	3.2	±0.1	
Air Force	100	±1	9	11	48	24	8	±3	3.1	±0.1	
Enlisted	100	±1	9	12	42	25	12	±2	3.2	±0.1	
E1 – E4	100	±1	9	12	42	24	12	±3	3.2	±0.1	
E1 – E3	100	±1	11	12	43	23	11	±4	3.1	±0.1	
E4	100	±1	8	11	41	26	13	±4	3.3	±0.1	
E5 – E9	100	±1	8	11	42	26	12	±2	3.2	±0.1	
E5 – E6	100	±1	8	12	40	27	13	±2	3.2	±0.1	
E7 – E9	99	±1	9	11	46	25	9	±4	3.1	±0.1	
Officers	100	±1	7	13	45	27	8	±3	3.2	±0.1	
O1 – O3	100	±1	7	14	43	27	8	±4	3.2	±0.1	
O4 – O6	100	±1	7	13	46	26	8	±4	3.1	±0.1	
Deployed Past 12 Months	100	±1	8	11	42	26	12	±3	3.2	±0.1	
Not Deployed Past 12 Months	100	±1	9	12	43	25	11	±2	3.2	±0.1	
Non-Hispanic White	100	±1	8	11	44	26	11	±2	3.2	±0.1	
Total Minority	100	±1	10	13	40	25	12	±2	3.1	±0.1	
Non-Hispanic Black	100	±1	11	15	41	22	11	±4	3.1	±0.1	
Hispanic	100	±1	11	13	39	26	12	±4	3.1	±0.1	
Experienced USC	100	±1	11	9	28	27	26	±10	3.5	±0.3	
Not Experienced USC	100	±1	9	12	43	26	11	±2	3.2	±0.1	
Experienced SH	100	±1	4	9	27	34	25	±5	3.7	±0.1	
Not Experienced SH	100	±1	9	12	44	25	10	±2	3.2	±0.1	
FEMALES	100	±1	7	11	40	28	15	±2	3.3	±0.1	
Army	100	±1	6	11	39	27	17	±3	3.4	±0.1	
Navy	100	±1	6	11	39	29	15	±3	3.3	±0.1	
Marine Corps	100	±1	6	10	41	27	15	±2	3.4	±0.1	
Air Force	99	±1	7	10	42	28	12	±2	3.3	±0.1	
Enlisted	100	±1	7	11	39	28	16	±2	3.3	±0.1	
E1 – E4	100	±1	7	11	40	26	16	±2	3.3	±0.1	
E5 – E9	100	±1	7	10	39	29	15	±2	3.4	±0.1	
Officers	100	±1	5	10	43	29	12	±2	3.3	±0.1	
O1 – O3	100	±1	5	11	44	29	12	±3	3.3	±0.1	
O4 – O6	100	±1	6	10	42	30	11	±4	3.3	±0.1	
Experienced USC	100	±1	4	9	26	32	29	±5	3.7	±0.2	
Not Experienced USC	100	±1	7	11	41	28	14	±2	3.3	±0.1	
Experienced SH	100	±1	4	8	31	32	25	±3	3.7	±0.1	
Not Experienced SH	100	±1	7	11	43	27	12	±2	3.2	±0.1	
Deployed Past 12 Months	100	±1	7	10	37	28	17	±3	3.4	±0.1	
Not Deployed Past 12 Months	100	±1	7	11	41	28	14	±2	3.3	±0.1	

Note. Percent responding are active duty members who answered the question.

21. Overall, how would you rate the current level of stress in your...

a. Work life?

	Percent Responding		Percentages					Max ME	Average Level of Stress		
			1	2	3	4	5				
Army Enlisted	100	±1	6	11	38	27	18	±3	3.4	±0.1	
E1 – E4	100	±1	6	11	38	26	18	±4	3.4	±0.1	
Army Officers	99	±1	6	10	42	29	12	±4	3.3	±0.1	
Navy Enlisted	100	±1	7	11	38	29	15	±3	3.3	±0.1	
E1 – E4	100	±1	6	11	39	28	16	±4	3.3	±0.1	
Navy Officers	100	±1	5	10	45	28	12	±4	3.3	±0.1	
Marine Corps Enlisted	100	±1	6	10	41	27	15	±2	3.4	±0.1	
E1 – E4	100	±1	5	11	41	28	15	±3	3.4	±0.1	
Marine Corps Officers	100	±1	4	12	42	27	15	±4	3.4	±0.1	
Air Force Enlisted	99	±1	8	10	42	27	13	±3	3.3	±0.1	
E1 – E4	99	±1	9	12	43	24	12	±4	3.2	±0.1	
Air Force Officers	100	±1	5	11	44	31	10	±4	3.3	±0.1	
MALES	100	±1	9	12	43	25	11	±2	3.2	±0.1	
Army	100	±1	9	11	42	26	12	±3	3.2	±0.1	
Navy	99	±1	9	15	37	28	12	±4	3.2	±0.1	
Marine Corps	100	±1	9	11	46	24	11	±2	3.2	±0.1	
Air Force	100	±1	9	11	49	23	8	±3	3.1	±0.1	
Enlisted	100	±1	9	12	43	25	12	±2	3.2	±0.1	
E1 – E4	100	±1	10	12	43	24	12	±3	3.2	±0.1	
E5 – E9	100	±1	9	12	42	26	11	±2	3.2	±0.1	
Officers	100	±1	7	14	45	26	8	±3	3.1	±0.1	
O1 – O3	100	±1	7	15	43	27	7	±4	3.1	±0.1	
O4 – O6	100	±1	8	13	46	25	8	±5	3.1	±0.1	
Experienced USC	100	±0	NR	8	29	23	24	±15	3.3	±0.5	
Not Experienced USC	100	±1	9	12	43	25	11	±2	3.2	±0.1	
Experienced SH	100	±0	4	10	24	37	26	±9	3.7	±0.2	
Not Experienced SH	100	±1	9	12	44	25	10	±2	3.1	±0.1	
Deployed Past 12 Months	100	±1	8	11	43	26	12	±3	3.2	±0.1	
Not Deployed Past 12 Months	100	±1	9	12	43	25	10	±2	3.1	±0.1	
Army Enlisted	100	±1	9	11	41	26	13	±4	3.2	±0.1	
E1 – E4	100	±0	9	10	42	26	13	±5	3.2	±0.2	
Army Officers	100	±0	9	14	44	25	8	±6	3.1	±0.2	
Navy Enlisted	99	±1	9	15	36	28	12	±4	3.2	±0.1	
E1 – E4	99	±2	11	13	35	26	14	±7	3.2	±0.2	
Navy Officers	100	±1	7	15	43	26	9	±5	3.1	±0.1	
Marine Corps Enlisted	100	±1	9	11	46	23	11	±2	3.2	±0.1	
E1 – E4	100	±1	9	11	47	23	11	±3	3.2	±0.1	
Marine Corps Officers	100	±1	7	12	45	27	8	±3	3.2	±0.1	
Air Force Enlisted	100	±1	10	11	49	22	8	±3	3.1	±0.1	
E1 – E4	100	±1	12	13	49	19	7	±5	3.0	±0.1	
Air Force Officers	100	±0	5	12	48	29	6	±6	3.2	±0.1	

Note. Percent responding are active duty members who answered the question.

NR: Not reportable

21. Overall, how would you rate the current level of stress in your...

b. Personal life?

1. Much less than usual
4. More than usual

2. Less than usual
5. Much more than usual

3. About the same as usual

	Percent Responding		Percentages					Max ME	Average Level of Stress		
			1	2	3	4	5				
TOTAL	100	±1	11	16	43	21	8	±2	3.0	±0.1	
Army	100	±1	12	16	43	21	8	±3	3.0	±0.1	
Navy	100	±1	10	19	43	21	8	±3	3.0	±0.1	
Marine Corps	100	±1	11	15	42	22	9	±2	3.0	±0.1	
Air Force	100	±1	12	15	46	21	6	±3	2.9	±0.1	
Enlisted	100	±1	12	17	43	20	8	±2	3.0	±0.1	
E1 – E4	100	±1	14	18	40	20	8	±3	2.9	±0.1	
E1 – E3	100	±1	15	20	39	19	7	±4	2.8	±0.1	
E4	100	±1	13	15	42	22	8	±4	3.0	±0.1	
E5 – E9	100	±1	10	15	45	21	9	±2	3.0	±0.1	
E5 – E6	100	±1	10	15	44	20	10	±3	3.0	±0.1	
E7 – E9	100	±1	10	16	47	22	6	±4	3.0	±0.1	
Officers	100	±1	8	15	48	25	5	±3	3.0	±0.1	
O1 – O3	100	±1	8	18	46	24	4	±4	3.0	±0.1	
O4 – O6	100	±1	7	13	48	26	6	±4	3.1	±0.1	
Deployed Past 12 Months	100	±1	11	15	44	21	8	±3	3.0	±0.1	
Not Deployed Past 12 Months	100	±1	11	17	43	21	7	±2	3.0	±0.1	
Non-Hispanic White	100	±1	9	16	45	23	7	±2	3.0	±0.1	
Total Minority	100	±1	15	18	42	18	8	±2	2.9	±0.1	
Non-Hispanic Black	100	±1	16	19	40	18	7	±4	2.8	±0.1	
Hispanic	100	±1	15	16	42	18	9	±4	2.9	±0.1	
Experienced USC	100	±0	6	15	40	24	15	±9	3.3	±0.2	
Not Experienced USC	100	±1	11	16	44	21	7	±2	3.0	±0.1	
Experienced SH	100	±1	7	17	36	25	15	±5	3.2	±0.1	
Not Experienced SH	100	±1	12	16	44	21	7	±2	3.0	±0.1	
FEMALES	100	±1	11	15	41	23	9	±2	3.1	±0.1	
Army	100	±1	12	16	40	23	9	±3	3.0	±0.1	
Navy	100	±1	9	16	38	25	11	±3	3.1	±0.1	
Marine Corps	100	±1	8	13	40	26	13	±2	3.2	±0.1	
Air Force	100	±1	12	14	44	22	8	±2	3.0	±0.1	
Enlisted	100	±1	12	15	40	23	10	±2	3.0	±0.1	
E1 – E4	100	±1	12	15	39	24	10	±2	3.0	±0.1	
E5 – E9	100	±1	12	15	41	22	10	±2	3.0	±0.1	
Officers	100	±1	7	15	46	25	7	±3	3.1	±0.1	
O1 – O3	100	±1	7	17	44	25	7	±3	3.1	±0.1	
O4 – O6	100	±1	7	11	50	25	7	±4	3.1	±0.1	
Experienced USC	100	±0	7	12	33	28	19	±5	3.4	±0.2	
Not Experienced USC	100	±1	11	15	41	23	9	±2	3.0	±0.1	
Experienced SH	100	±1	9	14	37	27	14	±3	3.2	±0.1	
Not Experienced SH	100	±1	12	16	42	22	8	±2	3.0	±0.1	
Deployed Past 12 Months	100	±1	12	15	41	22	10	±3	3.0	±0.1	
Not Deployed Past 12 Months	100	±1	11	15	41	24	9	±2	3.1	±0.1	

Note. Percent responding are active duty members who answered the question.

21. Overall, how would you rate the current level of stress in your...

b. Personal life?

	Percent Responding		Percentages					Max ME	Average Level of Stress		
			1	2	3	4	5				
Army Enlisted	100	±1	13	16	39	23	10	±3	3.0	±0.1	
E1 – E4	100	±1	12	15	39	23	11	±4	3.1	±0.1	
Army Officers	99	±1	8	15	47	23	7	±4	3.1	±0.1	
Navy Enlisted	100	±1	10	16	37	26	11	±3	3.1	±0.1	
E1 – E4	100	±1	11	17	36	24	12	±4	3.1	±0.1	
Navy Officers	100	±0	6	16	46	25	7	±4	3.1	±0.1	
Marine Corps Enlisted	100	±1	8	13	39	26	13	±2	3.2	±0.1	
E1 – E4	100	±1	7	14	39	27	13	±3	3.2	±0.1	
Marine Corps Officers	100	±0	6	13	44	28	9	±4	3.2	±0.1	
Air Force Enlisted	100	±1	13	14	43	21	8	±3	3.0	±0.1	
E1 – E4	100	±1	15	15	41	22	7	±4	2.9	±0.1	
Air Force Officers	100	±1	7	13	47	26	7	±4	3.1	±0.1	
MALES	100	±1	11	17	44	21	7	±2	3.0	±0.1	
Army	100	±1	12	16	43	21	7	±3	2.9	±0.1	
Navy	100	±1	10	19	43	20	8	±4	3.0	±0.1	
Marine Corps	100	±1	11	15	43	22	9	±2	3.0	±0.1	
Air Force	100	±1	12	16	47	20	5	±3	2.9	±0.1	
Enlisted	100	±1	12	17	43	20	8	±2	2.9	±0.1	
E1 – E4	100	±1	14	18	41	20	7	±3	2.9	±0.1	
E5 – E9	100	±1	10	15	46	20	9	±2	3.0	±0.1	
Officers	100	±1	8	15	48	25	4	±3	3.0	±0.1	
O1 – O3	100	±0	8	18	47	23	3	±4	3.0	±0.1	
O4 – O6	100	±1	7	13	48	26	6	±5	3.1	±0.1	
Experienced USC	100	±0	5	18	46	20	11	±17	3.1	±0.3	
Not Experienced USC	100	±1	11	17	44	21	7	±2	3.0	±0.1	
Experienced SH	100	±0	6	19	35	23	16	±8	3.2	±0.2	
Not Experienced SH	100	±1	12	17	44	21	7	±2	2.9	±0.1	
Deployed Past 12 Months	100	±1	11	15	45	21	8	±3	3.0	±0.1	
Not Deployed Past 12 Months	100	±1	11	18	43	21	7	±2	2.9	±0.1	
Army Enlisted	100	±1	13	16	43	20	8	±4	2.9	±0.1	
E1 – E4	100	±1	15	17	41	20	7	±5	2.9	±0.2	
Army Officers	100	±1	10	17	45	23	4	±6	2.9	±0.1	
Navy Enlisted	100	±1	10	20	42	19	9	±4	3.0	±0.1	
E1 – E4	100	±1	11	23	40	18	8	±7	2.9	±0.2	
Navy Officers	100	±0	7	14	50	24	4	±5	3.0	±0.1	
Marine Corps Enlisted	100	±1	12	15	42	22	9	±2	3.0	±0.1	
E1 – E4	100	±1	13	17	41	21	9	±3	3.0	±0.1	
Marine Corps Officers	100	±1	5	14	50	24	7	±3	3.1	±0.1	
Air Force Enlisted	100	±1	13	16	46	19	6	±3	2.9	±0.1	
E1 – E4	100	±1	17	19	41	19	4	±5	2.8	±0.1	
Air Force Officers	100	±0	6	14	49	27	4	±6	3.1	±0.1	

Note. Percent responding are active duty members who answered the question.

22. In the past month, how often have you...**a. Been upset because of something that happened unexpectedly?**1. Never
4. Fairly often2. Almost never
5. Very often











































3. Sometimes

	Percent Responding		Percentages					Max ME	Degree of Occurrence		
			1	2	3	4	5				
TOTAL	100	±1	18	28	38	11	4	±2	2.5	±0.1	
Army	100	±1	17	27	39	11	5	±3	2.6	±0.1	
Navy	100	±1	12	28	42	12	6	±3	2.7	±0.1	
Marine Corps	100	±1	17	25	39	13	5	±2	2.6	±0.1	
Air Force	100	±1	27	33	32	7	2	±3	2.2	±0.1	
Enlisted	100	±1	19	26	39	11	5	±2	2.6	±0.1	
E1 – E4	100	±1	19	26	38	11	5	±3	2.6	±0.1	
E1 – E3	100	±1	21	25	39	9	5	±4	2.5	±0.1	
E4	100	±1	17	27	37	13	5	±4	2.6	±0.1	
E5 – E9	100	±1	18	26	39	12	5	±2	2.6	±0.1	
E5 – E6	100	±1	18	26	39	12	5	±2	2.6	±0.1	
E7 – E9	100	±1	19	29	39	11	3	±3	2.5	±0.1	
Officers	100	±1	17	38	35	7	2	±3	2.4	±0.1	
O1 – O3	100	±1	17	37	37	7	2	±4	2.4	±0.1	
O4 – O6	100	±1	18	39	33	9	1	±4	2.4	±0.1	
Deployed Past 12 Months	100	±1	17	26	40	11	6	±3	2.6	±0.1	
Not Deployed Past 12 Months	100	±1	19	29	37	11	4	±2	2.5	±0.1	
Non-Hispanic White	100	±1	20	30	37	10	4	±2	2.5	±0.1	
Total Minority	100	±1	16	26	41	12	6	±2	2.7	±0.1	
Non-Hispanic Black	100	±1	14	26	42	11	6	±4	2.7	±0.1	
Hispanic	100	±1	19	25	39	12	5	±4	2.6	±0.1	
Experienced USC	100	±1	10	22	38	15	14	±9	3.0	±0.2	
Not Experienced USC	100	±1	19	28	38	11	4	±2	2.5	±0.1	
Experienced SH	100	±1	7	19	43	19	12	±5	3.1	±0.1	
Not Experienced SH	100	±1	19	29	38	10	4	±2	2.5	±0.1	
FEMALES	100	±1	12	26	41	14	6	±2	2.8	±0.1	
Army	100	±1	11	25	41	16	7	±3	2.8	±0.1	
Navy	100	±1	8	23	46	16	7	±3	2.9	±0.1	
Marine Corps	100	±1	10	20	44	18	8	±2	2.9	±0.1	
Air Force	100	±1	18	31	37	9	4	±2	2.5	±0.1	
Enlisted	100	±1	12	24	42	15	7	±2	2.8	±0.1	
E1 – E4	100	±1	11	23	41	17	7	±2	2.9	±0.1	
E5 – E9	100	±1	14	26	42	13	6	±2	2.7	±0.1	
Officers	99	±1	13	35	39	10	3	±3	2.6	±0.1	
O1 – O3	100	±1	12	33	41	11	3	±3	2.6	±0.1	
O4 – O6	99	±1	15	38	35	9	3	±4	2.5	±0.1	
Experienced USC	100	±1	5	17	40	23	15	±5	3.3	±0.2	
Not Experienced USC	100	±1	13	27	41	13	6	±2	2.7	±0.1	
Experienced SH	100	±1	6	19	43	21	11	±3	3.1	±0.1	
Not Experienced SH	100	±1	14	29	41	12	5	±2	2.6	±0.1	
Deployed Past 12 Months	100	±1	13	24	41	15	8	±3	2.8	±0.1	
Not Deployed Past 12 Months	100	±1	12	27	41	14	6	±2	2.7	±0.1	

Note. Percent responding are active duty members who answered the question.

22. In the past month, how often have you...

a. Been upset because of something that happened unexpectedly?

	Percent Responding		Percentages					Max ME	Degree of Occurrence		
			1	2	3	4	5				
Army Enlisted	100	±1	11	22	41	17	8	±3	2.9	±0.1	
E1 – E4	100	±0	12	22	39	19	9	±4	2.9	±0.1	
Army Officers	99	±1	11	35	40	11	3	±4	2.6	±0.1	
Navy Enlisted	100	±1	8	21	47	17	7	±3	2.9	±0.1	
E1 – E4	100	±1	7	21	47	17	7	±4	3.0	±0.1	
Navy Officers	100	±1	9	33	43	12	4	±4	2.7	±0.1	
Marine Corps Enlisted	100	±1	9	19	45	18	8	±2	3.0	±0.1	
E1 – E4	100	±1	8	18	46	19	8	±3	3.0	±0.1	
Marine Corps Officers	100	±1	15	32	36	13	5	±4	2.6	±0.1	
Air Force Enlisted	100	±1	18	30	37	10	5	±3	2.5	±0.1	
E1 – E4	99	±1	17	30	37	11	5	±4	2.6	±0.1	
Air Force Officers	99	±1	17	37	37	7	2	±4	2.4	±0.1	
MALES	100	±1	19	29	38	10	4	±2	2.5	±0.1	
Army	100	±1	18	27	39	10	5	±3	2.6	±0.1	
Navy	100	±1	13	29	41	11	6	±4	2.7	±0.1	
Marine Corps	100	±1	18	25	39	13	5	±2	2.6	±0.1	
Air Force	100	±1	29	33	31	6	1	±3	2.2	±0.1	
Enlisted	100	±1	20	27	38	11	5	±2	2.5	±0.1	
E1 – E4	100	±1	21	27	38	10	5	±3	2.5	±0.1	
E5 – E9	100	±1	19	27	39	11	5	±2	2.6	±0.1	
Officers	100	±1	18	39	35	7	1	±3	2.3	±0.1	
O1 – O3	100	±1	18	38	36	6	2	±4	2.3	±0.1	
O4 – O6	100	±1	18	40	32	9	1	±4	2.3	±0.1	
Experienced USC	100	±0	15	26	37	9	14	±16	2.8	±0.4	
Not Experienced USC	100	±1	19	29	38	10	4	±2	2.5	±0.1	
Experienced SH	100	±1	7	20	43	17	12	±9	3.1	±0.2	
Not Experienced SH	100	±1	20	29	37	10	4	±2	2.5	±0.1	
Deployed Past 12 Months	100	±1	18	26	40	10	5	±3	2.6	±0.1	
Not Deployed Past 12 Months	100	±1	20	30	37	10	4	±2	2.5	±0.1	
Army Enlisted	100	±1	19	25	40	11	5	±4	2.6	±0.1	
E1 – E4	100	±0	20	25	40	10	5	±5	2.5	±0.2	
Army Officers	100	±0	18	39	34	8	2	±6	2.4	±0.1	
Navy Enlisted	100	±1	13	27	42	12	6	±4	2.7	±0.1	
E1 – E4	100	±0	14	29	38	10	8	±7	2.7	±0.2	
Navy Officers	99	±1	15	38	39	6	2	±5	2.4	±0.1	
Marine Corps Enlisted	100	±1	18	24	39	13	5	±2	2.6	±0.1	
E1 – E4	100	±1	19	25	37	13	6	±3	2.6	±0.1	
Marine Corps Officers	100	±1	15	34	40	10	2	±3	2.5	±0.1	
Air Force Enlisted	100	±1	30	32	31	6	1	±3	2.2	±0.1	
E1 – E4	99	±1	30	30	34	6	1	±5	2.2	±0.1	
Air Force Officers	100	±0	25	40	30	5	0	±6	2.2	±0.1	

Note. Percent responding are active duty members who answered the question.

22. In the past month, how often have you...

b. Felt that you were unable to control the important things in your life?











































1. Never
 2. Almost never
 3. Sometimes
 4. Fairly often
 5. Very often

	Percent Responding		Percentages					Max ME	Degree of Occurrence		
			1	2	3	4	5				
TOTAL	99	±1	30	28	27	10	5	±2	2.3	±0.1	
Army	99	±1	28	28	27	10	6	±3	2.4	±0.1	
Navy	99	±1	23	28	30	12	7	±3	2.5	±0.1	
Marine Corps	99	±1	26	27	30	11	6	±2	2.5	±0.1	
Air Force	99	±1	41	29	21	7	2	±3	2.0	±0.1	
Enlisted	99	±1	30	27	27	10	6	±2	2.4	±0.1	
E1 – E4	99	±1	29	25	28	12	7	±3	2.4	±0.1	
E1 – E3	99	±1	31	25	26	11	6	±4	2.4	±0.1	
E4	99	±1	27	25	29	12	8	±3	2.5	±0.1	
E5 – E9	99	±1	30	29	27	9	5	±2	2.3	±0.1	
E5 – E6	99	±1	30	27	28	10	6	±2	2.3	±0.1	
E7 – E9	99	±1	32	33	25	7	3	±3	2.2	±0.1	
Officers	99	±1	30	36	24	7	3	±3	2.2	±0.1	
O1 – O3	99	±1	29	38	24	6	3	±4	2.2	±0.1	
O4 – O6	99	±1	31	33	25	8	3	±4	2.2	±0.1	
Deployed Past 12 Months	99	±1	28	27	28	11	6	±3	2.4	±0.1	
Not Deployed Past 12 Months	99	±1	30	29	26	9	5	±2	2.3	±0.1	
Non-Hispanic White	99	±1	30	29	25	10	5	±2	2.3	±0.1	
Total Minority	99	±1	29	27	29	9	6	±2	2.4	±0.1	
Non-Hispanic Black	99	±1	27	29	32	7	5	±4	2.3	±0.1	
Hispanic	99	±1	33	24	27	10	6	±4	2.3	±0.1	
Experienced USC	98	±3	16	18	29	21	17	±10	3.1	±0.3	
Not Experienced USC	99	±1	30	29	27	10	5	±2	2.3	±0.1	
Experienced SH	99	±1	12	22	30	21	15	±5	3.0	±0.2	
Not Experienced SH	99	±1	31	29	27	9	5	±2	2.3	±0.1	
FEMALES	99	±1	23	29	29	13	7	±2	2.5	±0.1	
Army	99	±1	19	29	30	13	8	±2	2.6	±0.1	
Navy	100	±1	16	28	31	16	8	±3	2.7	±0.1	
Marine Corps	99	±1	16	23	33	18	10	±2	2.8	±0.1	
Air Force	99	±1	33	30	23	9	5	±2	2.2	±0.1	
Enlisted	99	±1	22	27	29	13	8	±2	2.6	±0.1	
E1 – E4	99	±1	20	25	30	15	10	±2	2.7	±0.1	
E5 – E9	99	±1	26	29	28	11	6	±2	2.4	±0.1	
Officers	99	±1	23	36	26	10	4	±3	2.4	±0.1	
O1 – O3	100	±1	22	37	26	10	5	±3	2.4	±0.1	
O4 – O6	99	±1	25	35	26	11	3	±4	2.3	±0.1	
Experienced USC	99	±1	7	19	31	25	17	±5	3.3	±0.2	
Not Experienced USC	99	±1	24	29	28	12	7	±2	2.5	±0.1	
Experienced SH	99	±1	11	25	31	19	14	±3	3.0	±0.1	
Not Experienced SH	99	±1	26	30	28	11	5	±2	2.4	±0.1	
Deployed Past 12 Months	99	±1	21	26	29	15	9	±3	2.6	±0.1	
Not Deployed Past 12 Months	99	±1	23	30	29	12	7	±2	2.5	±0.1	

Note. Percent responding are active duty members who answered the question.

22. In the past month, how often have you...

b. Felt that you were unable to control the important things in your life?

	Percent Responding		Percentages					Max ME	Degree of Occurrence		
			1	2	3	4	5				
Army Enlisted	99	±1	19	27	31	13	9	±3	2.7	±0.1	
E1 – E4	99	±1	18	26	30	15	11	±4	2.8	±0.1	
Army Officers	99	±1	22	36	27	10	4	±4	2.4	±0.1	
Navy Enlisted	100	±1	16	27	31	17	9	±3	2.8	±0.1	
E1 – E4	100	±1	15	26	30	18	10	±4	2.8	±0.1	
Navy Officers	100	±1	18	33	31	13	5	±4	2.5	±0.1	
Marine Corps Enlisted	99	±1	16	22	33	18	11	±2	2.9	±0.1	
E1 – E4	99	±1	14	21	34	20	12	±3	2.9	±0.1	
Marine Corps Officers	100	±1	20	30	30	14	6	±4	2.6	±0.1	
Air Force Enlisted	99	±1	34	28	24	9	5	±3	2.2	±0.1	
E1 – E4	99	±1	31	24	28	10	6	±3	2.4	±0.1	
Air Force Officers	99	±1	29	38	21	9	4	±4	2.2	±0.1	
MALES	99	±1	31	28	27	9	5	±2	2.3	±0.1	
Army	99	±1	29	28	27	10	6	±3	2.3	±0.1	
Navy	99	±1	25	28	30	11	6	±3	2.5	±0.1	
Marine Corps	99	±1	26	27	30	11	6	±2	2.4	±0.1	
Air Force	99	±1	43	29	20	6	2	±3	2.0	±0.1	
Enlisted	99	±1	31	27	27	10	5	±2	2.3	±0.1	
E1 – E4	99	±1	31	25	27	11	6	±3	2.4	±0.1	
E5 – E9	99	±1	31	29	27	9	5	±2	2.3	±0.1	
Officers	99	±1	31	36	24	6	3	±3	2.1	±0.1	
O1 – O3	99	±1	30	38	23	6	3	±4	2.1	±0.1	
O4 – O6	100	±1	32	33	25	8	3	±4	2.2	±0.1	
Experienced USC	97	±5	23	16	26	18	16	±16	2.9	±0.5	
Not Experienced USC	99	±1	31	28	27	9	5	±2	2.3	±0.1	
Experienced SH	99	±2	13	20	29	23	15	±9	3.1	±0.3	
Not Experienced SH	99	±1	32	29	26	9	5	±2	2.3	±0.1	
Deployed Past 12 Months	99	±1	29	27	28	10	6	±3	2.4	±0.1	
Not Deployed Past 12 Months	99	±1	32	29	26	9	5	±2	2.3	±0.1	
Army Enlisted	99	±1	29	26	28	11	6	±3	2.4	±0.1	
E1 – E4	99	±1	30	24	28	12	7	±5	2.4	±0.2	
Army Officers	99	±2	29	39	22	6	3	±6	2.2	±0.2	
Navy Enlisted	99	±1	24	28	31	11	7	±4	2.5	±0.1	
E1 – E4	99	±1	27	25	28	12	8	±7	2.5	±0.2	
Navy Officers	100	±1	29	32	28	7	4	±5	2.3	±0.2	
Marine Corps Enlisted	99	±1	26	26	31	11	6	±2	2.5	±0.1	
E1 – E4	99	±1	26	24	31	11	7	±3	2.5	±0.1	
Marine Corps Officers	99	±1	27	37	26	7	3	±3	2.2	±0.1	
Air Force Enlisted	99	±1	44	28	20	6	2	±3	2.0	±0.1	
E1 – E4	100	±1	42	28	21	6	2	±5	2.0	±0.1	
Air Force Officers	100	±1	38	35	21	6	0	±6	2.0	±0.1	

Note. Percent responding are active duty members who answered the question.

22. In the past month, how often have you...

c. Felt nervous and stressed?

1. Never
4. Fairly often

2. Almost never
5. Very often

3. Sometimes

	Percent Responding		Percentages					Max ME	Degree of Occurrence		
			1	2	3	4	5				
TOTAL	99	±1	15	24	39	15	7	±2	2.8	±0.1	
Army	99	±1	16	23	37	16	8	±3	2.8	±0.1	
Navy	99	±1	9	21	42	18	9	±3	3.0	±0.1	
Marine Corps	99	±1	14	21	40	17	9	±2	2.9	±0.1	
Air Force	99	±1	20	27	37	11	4	±3	2.5	±0.1	
Enlisted	99	±1	15	22	38	16	8	±2	2.8	±0.1	
E1 – E4	100	±1	15	22	37	17	9	±3	2.8	±0.1	
E1 – E3	100	±1	16	23	37	16	8	±4	2.8	±0.1	
E4	100	±1	13	20	38	19	9	±4	2.9	±0.1	
E5 – E9	99	±1	15	23	39	15	7	±2	2.8	±0.1	
E5 – E6	99	±1	15	21	40	15	8	±2	2.8	±0.1	
E7 – E9	99	±1	16	29	37	13	4	±3	2.6	±0.1	
Officers	100	±1	14	29	41	12	4	±3	2.6	±0.1	
O1 – O3	100	±1	13	27	43	13	4	±4	2.7	±0.1	
O4 – O6	99	±1	15	31	38	12	4	±4	2.6	±0.1	
Deployed Past 12 Months	100	±1	15	22	38	16	8	±3	2.8	±0.1	
Not Deployed Past 12 Months	99	±1	15	24	39	15	7	±2	2.8	±0.1	
Non-Hispanic White	99	±1	15	23	38	17	7	±2	2.8	±0.1	
Total Minority	99	±1	15	24	39	14	8	±2	2.7	±0.1	
Non-Hispanic Black	99	±1	14	26	42	11	7	±4	2.7	±0.1	
Hispanic	100	±1	17	25	36	15	7	±4	2.7	±0.1	
Experienced USC	100	±1	6	16	28	27	23	±9	3.5	±0.3	
Not Experienced USC	99	±1	15	24	39	15	7	±2	2.8	±0.1	
Experienced SH	99	±1	2	13	36	30	19	±5	3.5	±0.1	
Not Experienced SH	99	±1	16	24	39	14	6	±2	2.7	±0.1	
FEMALES	99	±1	9	18	41	20	11	±2	3.1	±0.1	
Army	99	±1	8	19	40	21	12	±3	3.1	±0.1	
Navy	99	±1	6	14	43	24	13	±3	3.2	±0.1	
Marine Corps	99	±1	7	14	40	24	15	±2	3.3	±0.1	
Air Force	99	±1	13	21	41	16	8	±2	2.9	±0.1	
Enlisted	99	±1	9	17	40	21	12	±2	3.1	±0.1	
E1 – E4	99	±1	8	15	39	23	14	±2	3.2	±0.1	
E5 – E9	99	±1	10	19	42	18	11	±2	3.0	±0.1	
Officers	99	±1	8	23	45	17	7	±3	2.9	±0.1	
O1 – O3	99	±1	8	21	45	19	8	±3	3.0	±0.1	
O4 – O6	99	±1	10	27	44	15	5	±4	2.8	±0.1	
Experienced USC	99	±1	2	10	32	28	28	±5	3.7	±0.2	
Not Experienced USC	99	±1	9	18	42	20	10	±2	3.0	±0.1	
Experienced SH	99	±1	4	11	37	26	21	±3	3.5	±0.1	
Not Experienced SH	99	±1	11	20	42	19	8	±2	2.9	±0.1	
Deployed Past 12 Months	99	±1	9	16	41	21	13	±3	3.1	±0.1	
Not Deployed Past 12 Months	99	±1	9	18	41	20	11	±2	3.1	±0.1	

Note. Percent responding are active duty members who answered the question.

22. In the past month, how often have you...
c. Felt nervous and stressed?

	Percent Responding		Percentages					Max ME	Degree of Occurrence		
			1	2	3	4	5				
Army Enlisted	99	±1	8	18	39	22	13	±3	3.1	±0.1	
E1 – E4	99	±1	8	17	36	24	15	±4	3.2	±0.1	
Army Officers	99	±1	8	23	45	15	8	±4	2.9	±0.1	
Navy Enlisted	99	±1	6	13	42	25	14	±3	3.3	±0.1	
E1 – E4	99	±1	7	11	41	27	15	±4	3.3	±0.1	
Navy Officers	99	±1	4	20	49	20	7	±4	3.1	±0.1	
Marine Corps Enlisted	99	±1	6	13	40	25	16	±2	3.3	±0.1	
E1 – E4	99	±1	5	12	40	26	17	±3	3.4	±0.1	
Marine Corps Officers	99	±1	9	18	41	22	10	±4	3.1	±0.1	
Air Force Enlisted	99	±1	13	20	41	16	9	±3	2.9	±0.1	
E1 – E4	99	±1	12	20	41	17	10	±4	2.9	±0.1	
Air Force Officers	99	±1	12	25	42	17	5	±4	2.8	±0.1	
MALES	99	±1	16	24	38	15	7	±2	2.7	±0.1	
Army	99	±1	17	24	37	15	7	±3	2.7	±0.1	
Navy	99	±1	10	23	42	17	8	±4	2.9	±0.1	
Marine Corps	99	±1	14	22	40	16	8	±2	2.8	±0.1	
Air Force	100	±1	22	29	36	10	3	±3	2.4	±0.1	
Enlisted	99	±1	16	23	38	15	7	±2	2.7	±0.1	
E1 – E4	100	±1	16	23	37	16	8	±3	2.8	±0.1	
E5 – E9	99	±1	16	24	39	14	7	±2	2.7	±0.1	
Officers	100	±1	15	30	40	12	3	±3	2.6	±0.1	
O1 – O3	100	±1	14	28	43	12	3	±4	2.6	±0.1	
O4 – O6	100	±1	16	32	37	11	3	±4	2.5	±0.1	
Experienced USC	100	±1	9	21	25	27	18	±16	3.2	±0.4	
Not Experienced USC	99	±1	16	25	38	14	7	±2	2.7	±0.1	
Experienced SH	100	±1	1	15	35	33	16	±9	3.5	±0.2	
Not Experienced SH	99	±1	17	25	38	14	6	±2	2.7	±0.1	
Deployed Past 12 Months	100	±1	16	23	38	15	8	±3	2.8	±0.1	
Not Deployed Past 12 Months	99	±1	16	25	38	14	6	±2	2.7	±0.1	
Army Enlisted	99	±1	17	23	37	16	8	±4	2.8	±0.1	
E1 – E4	100	±1	17	23	36	16	8	±5	2.8	±0.2	
Army Officers	100	±0	18	29	38	12	4	±6	2.5	±0.2	
Navy Enlisted	100	±1	10	21	42	18	9	±4	3.0	±0.1	
E1 – E4	100	±0	11	21	38	19	10	±7	3.0	±0.2	
Navy Officers	99	±2	12	31	41	12	4	±5	2.7	±0.1	
Marine Corps Enlisted	100	±1	14	21	39	17	9	±2	2.8	±0.1	
E1 – E4	100	±1	15	20	39	17	9	±3	2.9	±0.1	
Marine Corps Officers	99	±1	11	29	43	14	4	±3	2.7	±0.1	
Air Force Enlisted	99	±1	23	28	35	11	3	±3	2.4	±0.1	
E1 – E4	100	±1	21	28	36	12	3	±6	2.5	±0.1	
Air Force Officers	100	±0	17	30	41	10	2	±6	2.5	±0.1	

Note. Percent responding are active duty members who answered the question.

22. In the past month, how often have you...**d. Felt confident about your ability to handle your personal problems?**1. Never
4. Fairly often2. Almost never
5. Very often

3. Sometimes

	Percent Responding		Percentages					Max ME	Degree of Occurrence		
			1	2	3	4	5				
TOTAL	100	±1	6	5	19	34	36	±2	3.9	±0.1	
Army	99	±1	6	5	21	34	34	±3	3.8	±0.1	
Navy	100	±1	4	6	20	35	35	±3	3.9	±0.1	
Marine Corps	100	±1	6	5	22	34	34	±2	3.8	±0.1	
Air Force	100	±1	7	5	14	33	40	±3	4.0	±0.1	
Enlisted	100	±1	6	6	21	34	34	±2	3.8	±0.1	
E1 – E4	100	±1	6	5	23	34	31	±3	3.8	±0.1	
E1 – E3	100	±1	6	5	22	35	32	±4	3.8	±0.1	
E4	100	±1	6	6	24	33	30	±3	3.7	±0.1	
E5 – E9	99	±1	6	6	19	33	37	±2	3.9	±0.1	
E5 – E6	100	±1	6	6	21	32	35	±2	3.9	±0.1	
E7 – E9	99	±1	5	5	13	35	41	±4	4.0	±0.1	
Officers	99	±1	3	4	11	38	44	±3	4.2	±0.1	
O1 – O3	99	±1	3	5	11	37	43	±4	4.1	±0.1	
O4 – O6	99	±1	3	3	10	36	47	±4	4.2	±0.1	
Deployed Past 12 Months	99	±1	7	6	20	33	34	±3	3.8	±0.1	
Not Deployed Past 12 Months	100	±1	5	5	19	35	36	±2	3.9	±0.1	
Non-Hispanic White	100	±1	6	5	18	35	36	±2	3.9	±0.1	
Total Minority	99	±1	6	6	21	32	36	±2	3.9	±0.1	
Non-Hispanic Black	99	±1	4	5	20	31	39	±4	4.0	±0.1	
Hispanic	99	±1	7	5	20	32	36	±4	3.9	±0.1	
Experienced USC	100	±1	5	6	31	29	28	±9	3.7	±0.2	
Not Experienced USC	99	±1	6	5	19	34	36	±2	3.9	±0.1	
Experienced SH	100	±1	2	8	29	36	25	±5	3.7	±0.1	
Not Experienced SH	99	±1	6	5	19	34	36	±2	3.9	±0.1	
FEMALES	100	±1	3	5	23	36	33	±2	3.9	±0.1	
Army	100	±1	3	6	24	36	30	±3	3.8	±0.1	
Navy	100	±1	2	5	27	36	29	±3	3.9	±0.1	
Marine Corps	100	±1	3	7	30	33	27	±2	3.8	±0.1	
Air Force	99	±1	4	4	17	36	40	±2	4.0	±0.1	
Enlisted	100	±1	3	6	25	35	31	±2	3.8	±0.1	
E1 – E4	100	±1	3	6	28	35	27	±2	3.8	±0.1	
E5 – E9	99	±1	3	5	21	35	36	±2	4.0	±0.1	
Officers	99	±1	2	4	15	39	41	±3	4.1	±0.1	
O1 – O3	99	±1	2	3	15	40	39	±3	4.1	±0.1	
O4 – O6	99	±1	2	4	14	37	43	±4	4.1	±0.1	
Experienced USC	100	±1	3	10	35	34	19	±6	3.6	±0.1	
Not Experienced USC	99	±1	3	5	23	36	34	±2	3.9	±0.1	
Experienced SH	100	±1	2	7	30	36	26	±3	3.8	±0.1	
Not Experienced SH	100	±1	3	5	21	36	35	±2	3.9	±0.1	
Deployed Past 12 Months	99	±1	3	5	25	35	32	±3	3.9	±0.1	
Not Deployed Past 12 Months	100	±1	3	5	23	36	33	±2	3.9	±0.1	

Note. Percent responding are active duty members who answered the question.

22. In the past month, how often have you...

d. Felt confident about your ability to handle your personal problems?

	Percent Responding		Percentages					Max ME	Degree of Occurrence		
			1	2	3	4	5				
Army Enlisted	100	±1	4	6	27	35	28	±3	3.8	±0.1	
E1 – E4	100	±1	4	7	29	35	25	±4	3.7	±0.1	
Army Officers	100	±1	2	4	15	41	38	±4	4.1	±0.1	
Navy Enlisted	100	±1	2	6	29	35	28	±3	3.8	±0.1	
E1 – E4	100	±1	2	7	30	35	26	±4	3.8	±0.1	
Navy Officers	99	±1	1	2	18	39	39	±4	4.1	±0.1	
Marine Corps Enlisted	100	±1	3	8	31	33	26	±2	3.7	±0.1	
E1 – E4	100	±1	2	8	33	33	23	±3	3.7	±0.1	
Marine Corps Officers	100	±1	2	3	19	37	39	±4	4.1	±0.1	
Air Force Enlisted	99	±1	4	4	18	35	38	±3	4.0	±0.1	
E1 – E4	99	±1	4	4	22	36	33	±4	3.9	±0.1	
Air Force Officers	99	±1	2	3	12	36	45	±4	4.2	±0.1	
MALES	100	±1	6	5	19	34	36	±2	3.9	±0.1	
Army	99	±1	6	5	21	34	34	±3	3.8	±0.1	
Navy	100	±1	4	6	18	35	37	±4	3.9	±0.1	
Marine Corps	100	±1	6	5	21	34	34	±2	3.9	±0.1	
Air Force	100	±1	8	5	14	33	41	±3	3.9	±0.1	
Enlisted	100	±1	7	6	20	33	34	±2	3.8	±0.1	
E1 – E4	100	±1	7	5	22	34	32	±3	3.8	±0.1	
E5 – E9	99	±1	6	6	18	33	37	±2	3.9	±0.1	
Officers	99	±1	3	4	10	37	45	±3	4.2	±0.1	
O1 – O3	99	±1	3	5	11	37	44	±4	4.1	±0.1	
O4 – O6	99	±1	3	3	10	36	48	±5	4.2	±0.1	
Experienced USC	100	±0	7	3	29	25	36	±16	3.8	±0.4	
Not Experienced USC	99	±1	6	5	18	34	36	±2	3.9	±0.1	
Experienced SH	100	±1	2	9	29	36	24	±9	3.7	±0.2	
Not Experienced SH	99	±1	6	5	18	34	37	±2	3.9	±0.1	
Deployed Past 12 Months	99	±1	7	6	20	33	35	±3	3.8	±0.1	
Not Deployed Past 12 Months	100	±1	5	5	18	35	37	±2	3.9	±0.1	
Army Enlisted	99	±1	7	5	23	33	32	±4	3.8	±0.1	
E1 – E4	100	±1	7	5	25	35	28	±5	3.7	±0.2	
Army Officers	99	±1	4	4	10	38	44	±6	4.1	±0.2	
Navy Enlisted	99	±1	4	7	20	35	35	±4	3.9	±0.1	
E1 – E4	99	±1	5	5	18	37	35	±7	3.9	±0.2	
Navy Officers	100	±0	3	4	11	37	45	±5	4.2	±0.1	
Marine Corps Enlisted	100	±1	6	6	22	33	33	±2	3.8	±0.1	
E1 – E4	100	±1	7	6	24	33	30	±3	3.7	±0.1	
Marine Corps Officers	99	±1	2	3	12	37	45	±3	4.2	±0.1	
Air Force Enlisted	100	±1	9	5	15	32	39	±3	3.9	±0.1	
E1 – E4	100	±1	8	6	16	31	39	±5	3.9	±0.2	
Air Force Officers	99	±2	4	4	8	37	47	±6	4.2	±0.2	

Note. Percent responding are active duty members who answered the question.

22. In the past month, how often have you...

e. Felt that things were going your way?

- 1. Never
- 4. Fairly often











































- 2. Almost never
- 5. Very often

- 3. Sometimes

	Percent Responding		Percentages					Max ME	Degree of Occurrence		
			1	2	3	4	5				
TOTAL	99	±1	6	12	36	34	12	±2	3.4	±0.1	
Army	99	±1	6	13	36	33	12	±3	3.3	±0.1	
Navy	99	±1	4	13	38	34	11	±3	3.4	±0.1	
Marine Corps	99	±1	7	13	41	30	10	±2	3.2	±0.1	
Air Force	99	±1	6	9	33	38	13	±3	3.4	±0.1	
Enlisted	99	±1	6	13	38	32	11	±2	3.3	±0.1	
E1 – E4	100	±1	7	14	39	29	10	±3	3.2	±0.1	
E1 – E3	100	±1	7	14	40	28	12	±4	3.2	±0.1	
E4	99	±1	7	15	39	30	9	±4	3.2	±0.1	
E5 – E9	99	±1	5	12	37	34	12	±2	3.3	±0.1	
E5 – E6	99	±1	6	13	39	32	10	±2	3.3	±0.1	
E7 – E9	98	±1	4	8	30	41	18	±4	3.6	±0.1	
Officers	99	±1	3	6	28	46	17	±3	3.7	±0.1	
O1 – O3	99	±1	3	7	28	46	15	±4	3.6	±0.1	
O4 – O6	99	±1	2	5	28	45	20	±4	3.8	±0.1	
Deployed Past 12 Months	99	±1	6	13	36	33	11	±3	3.3	±0.1	
Not Deployed Past 12 Months	99	±1	5	11	37	34	13	±2	3.4	±0.1	
Non-Hispanic White	99	±1	5	12	35	35	12	±2	3.4	±0.1	
Total Minority	99	±1	6	12	38	32	12	±2	3.3	±0.1	
Non-Hispanic Black	99	±1	6	10	38	31	15	±4	3.4	±0.1	
Hispanic	99	±1	6	13	37	33	11	±4	3.3	±0.1	
Experienced USC	99	±1	11	17	39	26	7	±9	3.0	±0.2	
Not Experienced USC	99	±1	5	12	36	34	12	±2	3.4	±0.1	
Experienced SH	99	±1	8	22	41	24	6	±5	3.0	±0.1	
Not Experienced SH	99	±1	5	11	36	35	12	±2	3.4	±0.1	
FEMALES	99	±1	4	13	39	32	12	±2	3.3	±0.1	
Army	99	±1	4	14	41	29	12	±3	3.3	±0.1	
Navy	99	±1	3	15	42	31	10	±3	3.3	±0.1	
Marine Corps	99	±1	5	17	44	25	8	±2	3.1	±0.1	
Air Force	99	±1	4	11	34	38	14	±2	3.5	±0.1	
Enlisted	99	±1	4	15	41	29	11	±2	3.3	±0.1	
E1 – E4	99	±1	5	17	43	27	9	±2	3.2	±0.1	
E5 – E9	99	±1	4	13	38	33	13	±2	3.4	±0.1	
Officers	99	±1	2	7	31	44	16	±3	3.7	±0.1	
O1 – O3	99	±1	2	7	33	43	15	±3	3.6	±0.1	
O4 – O6	99	±1	2	6	29	45	18	±4	3.7	±0.1	
Experienced USC	99	±1	7	24	41	20	7	±5	3.0	±0.2	
Not Experienced USC	99	±1	4	13	39	33	12	±2	3.4	±0.1	
Experienced SH	99	±1	5	20	42	25	8	±3	3.1	±0.1	
Not Experienced SH	99	±1	3	11	38	34	13	±2	3.4	±0.1	
Deployed Past 12 Months	99	±1	4	14	40	31	10	±3	3.3	±0.1	
Not Deployed Past 12 Months	99	±1	4	13	39	32	12	±2	3.4	±0.1	

Note. Percent responding are active duty members who answered the question.

22. In the past month, how often have you...
e. Felt that things were going your way?

	Percent Responding		Percentages					Max ME	Degree of Occurrence		
			1	2	3	4	5				
Army Enlisted	99	±1	5	16	43	26	10	±3	3.2	±0.1	
E1 – E4	99	±1	5	18	44	25	9	±4	3.2	±0.1	
Army Officers	99	±1	2	7	32	42	17	±4	3.6	±0.1	
Navy Enlisted	99	±1	3	16	43	29	9	±3	3.3	±0.1	
E1 – E4	99	±1	3	18	43	27	9	±4	3.2	±0.1	
Navy Officers	99	±1	1	7	33	44	15	±4	3.6	±0.1	
Marine Corps Enlisted	99	±1	6	18	45	24	7	±2	3.1	±0.1	
E1 – E4	99	±1	6	20	45	23	6	±3	3.0	±0.1	
Marine Corps Officers	99	±1	1	11	36	39	13	±4	3.5	±0.1	
Air Force Enlisted	99	±1	4	12	35	35	13	±3	3.4	±0.1	
E1 – E4	99	±1	6	13	38	32	11	±4	3.3	±0.1	
Air Force Officers	99	±1	2	6	29	47	17	±4	3.7	±0.1	
MALES	99	±1	6	12	36	34	12	±2	3.4	±0.1	
Army	99	±1	6	13	35	33	12	±3	3.3	±0.1	
Navy	99	±1	4	12	37	35	11	±4	3.4	±0.1	
Marine Corps	99	±1	7	12	40	30	10	±2	3.2	±0.1	
Air Force	99	±1	7	8	33	39	13	±3	3.4	±0.1	
Enlisted	99	±1	6	13	38	32	11	±2	3.3	±0.1	
E1 – E4	100	±1	7	14	39	30	10	±3	3.2	±0.1	
E5 – E9	99	±1	6	12	37	35	11	±2	3.3	±0.1	
Officers	99	±1	3	6	28	46	18	±3	3.7	±0.1	
O1 – O3	99	±1	3	7	28	47	15	±4	3.6	±0.1	
O4 – O6	99	±1	2	5	27	45	20	±5	3.8	±0.1	
Experienced USC	100	±1	14	11	37	31	6	±16	3.0	±0.4	
Not Experienced USC	99	±1	6	12	36	34	12	±2	3.4	±0.1	
Experienced SH	99	±1	10	23	40	23	4	±9	2.9	±0.2	
Not Experienced SH	99	±1	6	11	36	35	12	±2	3.4	±0.1	
Deployed Past 12 Months	99	±1	7	13	36	34	11	±3	3.3	±0.1	
Not Deployed Past 12 Months	99	±1	5	11	36	35	13	±2	3.4	±0.1	
Army Enlisted	99	±1	7	14	37	31	11	±4	3.3	±0.1	
E1 – E4	100	±1	7	14	40	29	10	±5	3.2	±0.2	
Army Officers	99	±1	2	6	27	46	19	±6	3.7	±0.1	
Navy Enlisted	99	±1	5	14	39	33	10	±4	3.3	±0.1	
E1 – E4	99	±1	6	16	36	31	11	±7	3.3	±0.2	
Navy Officers	99	±1	3	5	27	47	19	±5	3.7	±0.1	
Marine Corps Enlisted	99	±1	8	13	42	28	10	±2	3.2	±0.1	
E1 – E4	100	±1	9	14	43	25	9	±3	3.1	±0.1	
Marine Corps Officers	99	±1	3	6	29	45	16	±3	3.7	±0.1	
Air Force Enlisted	99	±1	7	9	34	37	13	±3	3.4	±0.1	
E1 – E4	100	±1	6	11	35	36	12	±6	3.4	±0.2	
Air Force Officers	100	±1	4	5	30	46	15	±6	3.6	±0.2	

Note. Percent responding are active duty members who answered the question.

22. In the past month, how often have you...**f. Found that you could not cope with all of the things you had to do?**1. Never
4. Fairly often2. Almost never
5. Very often











































3. Sometimes

	Percent Responding		Percentages					Max ME	Degree of Occurrence		
			1	2	3	4	5				
TOTAL	99	±1	38	32	22	6	2	±2	2.0	±0.1	
Army	99	±1	36	32	23	6	2	±3	2.1	±0.1	
Navy	100	±1	33	33	25	7	3	±3	2.1	±0.1	
Marine Corps	100	±1	35	32	24	5	3	±2	2.1	±0.1	
Air Force	100	±1	48	32	15	4	1	±3	1.8	±0.1	
Enlisted	99	±1	37	31	23	6	2	±2	2.1	±0.1	
E1 – E4	100	±1	35	31	25	6	3	±3	2.1	±0.1	
E1 – E3	100	±1	37	31	25	5	2	±4	2.1	±0.1	
E4	99	±1	34	32	25	7	3	±3	2.1	±0.1	
E5 – E9	99	±1	39	32	21	6	2	±2	2.0	±0.1	
E5 – E6	99	±1	38	31	23	6	2	±2	2.1	±0.1	
E7 – E9	99	±1	42	35	16	6	2	±4	1.9	±0.1	
Officers	100	±1	44	36	15	4	2	±3	1.8	±0.1	
O1 – O3	100	±1	41	39	15	4	2	±4	1.9	±0.1	
O4 – O6	100	±1	46	36	14	3	1	±4	1.8	±0.1	
Deployed Past 12 Months	100	±1	37	31	23	6	3	±3	2.1	±0.1	
Not Deployed Past 12 Months	99	±1	39	33	21	6	2	±2	2.0	±0.1	
Non-Hispanic White	100	±1	40	33	20	6	2	±2	2.0	±0.1	
Total Minority	99	±1	35	32	24	6	3	±2	2.1	±0.1	
Non-Hispanic Black	99	±1	34	34	23	6	3	±4	2.1	±0.1	
Hispanic	99	±1	38	29	23	7	3	±4	2.1	±0.1	
Experienced USC	100	±1	24	20	31	16	10	±9	2.7	±0.3	
Not Experienced USC	99	±1	38	32	21	6	2	±2	2.0	±0.1	
Experienced SH	99	±1	20	28	33	13	6	±5	2.6	±0.1	
Not Experienced SH	100	±1	39	33	21	5	2	±2	2.0	±0.1	
FEMALES	100	±1	30	35	25	8	3	±2	2.2	±0.1	
Army	99	±1	27	35	25	8	3	±2	2.2	±0.1	
Navy	100	±1	23	34	31	8	3	±3	2.3	±0.1	
Marine Corps	100	±1	24	31	30	11	4	±2	2.4	±0.1	
Air Force	100	±1	38	34	19	6	2	±2	2.0	±0.1	
Enlisted	100	±1	29	34	26	8	3	±2	2.2	±0.1	
E1 – E4	100	±1	27	33	28	9	3	±2	2.3	±0.1	
E5 – E9	99	±1	31	34	25	7	3	±2	2.2	±0.1	
Officers	99	±1	33	39	20	6	2	±2	2.0	±0.1	
O1 – O3	100	±1	33	40	19	6	2	±3	2.0	±0.1	
O4 – O6	99	±1	34	38	20	6	2	±4	2.0	±0.1	
Experienced USC	99	±2	17	28	33	14	7	±6	2.7	±0.2	
Not Experienced USC	100	±1	30	35	25	7	3	±2	2.2	±0.1	
Experienced SH	100	±1	19	32	31	12	6	±3	2.5	±0.1	
Not Experienced SH	100	±1	33	35	24	6	2	±2	2.1	±0.1	
Deployed Past 12 Months	100	±1	28	35	25	9	3	±3	2.2	±0.1	
Not Deployed Past 12 Months	100	±1	30	35	25	7	3	±2	2.2	±0.1	

Note. Percent responding are active duty members who answered the question.

22. In the past month, how often have you...

f. Found that you could not cope with all of the things you had to do?

	Percent Responding		Percentages					Max ME	Degree of Occurrence		
			1	2	3	4	5				
Army Enlisted	99	±1	26	34	27	9	4	±3	2.3	±0.1	
E1 – E4	100	±1	26	33	28	10	3	±4	2.3	±0.1	
Army Officers	99	±1	31	43	18	6	2	±4	2.0	±0.1	
Navy Enlisted	100	±1	22	34	32	9	3	±3	2.4	±0.1	
E1 – E4	100	±1	22	33	32	9	3	±4	2.4	±0.1	
Navy Officers	99	±1	29	38	24	7	2	±4	2.2	±0.1	
Marine Corps Enlisted	100	±1	23	31	31	11	4	±2	2.4	±0.1	
E1 – E4	100	±1	21	32	32	12	4	±3	2.4	±0.1	
Marine Corps Officers	100	±0	33	33	22	10	2	±4	2.1	±0.1	
Air Force Enlisted	100	±1	38	34	20	6	2	±3	2.0	±0.1	
E1 – E4	100	±0	37	35	21	6	2	±4	2.0	±0.1	
Air Force Officers	100	±1	39	36	18	5	2	±4	1.9	±0.1	
MALES	99	±1	39	32	21	5	2	±2	2.0	±0.1	
Army	99	±1	38	31	23	6	2	±3	2.0	±0.1	
Navy	100	±1	35	33	23	7	3	±4	2.1	±0.1	
Marine Corps	100	±1	36	32	24	5	3	±2	2.1	±0.1	
Air Force	100	±1	50	32	14	3	1	±3	1.7	±0.1	
Enlisted	99	±1	38	31	23	6	2	±2	2.0	±0.1	
E1 – E4	99	±1	37	31	24	6	2	±3	2.1	±0.1	
E5 – E9	99	±1	40	31	21	6	2	±2	2.0	±0.1	
Officers	100	±1	46	36	14	3	1	±3	1.8	±0.1	
O1 – O3	100	±1	43	38	14	4	1	±4	1.8	±0.1	
O4 – O6	100	±1	47	35	13	3	1	±5	1.8	±0.1	
Experienced USC	100	±0	30	13	28	17	12	±16	2.7	±0.5	
Not Experienced USC	99	±1	40	32	21	5	2	±2	2.0	±0.1	
Experienced SH	99	±2	20	24	35	13	7	±9	2.6	±0.2	
Not Experienced SH	100	±1	40	32	20	5	2	±2	2.0	±0.1	
Deployed Past 12 Months	100	±1	38	31	23	6	3	±3	2.1	±0.1	
Not Deployed Past 12 Months	99	±1	40	32	20	5	2	±2	2.0	±0.1	
Army Enlisted	99	±1	36	31	24	7	2	±4	2.1	±0.1	
E1 – E4	99	±1	34	30	27	7	2	±5	2.1	±0.2	
Army Officers	99	±1	45	34	15	4	2	±6	1.8	±0.1	
Navy Enlisted	100	±1	33	31	25	8	3	±4	2.2	±0.1	
E1 – E4	100	±1	33	31	25	6	4	±7	2.2	±0.2	
Navy Officers	99	±1	41	41	12	4	2	±5	1.8	±0.1	
Marine Corps Enlisted	100	±1	35	31	25	5	3	±2	2.1	±0.1	
E1 – E4	100	±1	34	30	27	5	3	±3	2.1	±0.1	
Marine Corps Officers	100	±1	43	37	15	3	1	±3	1.8	±0.1	
Air Force Enlisted	100	±1	49	31	14	3	1	±3	1.8	±0.1	
E1 – E4	99	±1	49	33	13	4	1	±5	1.7	±0.1	
Air Force Officers	100	±0	51	33	13	2	1	±6	1.7	±0.1	

Note. Percent responding are active duty members who answered the question.

22. In the past month, how often have you...

g. Been able to control irritations in your life?

1. Never
 2. Almost never
 3. Sometimes
 4. Fairly often
 5. Very often

	Percent Responding		Percentages					Max ME	Degree of Occurrence		
			1	2	3	4	5				
TOTAL	99	±1	5	9	29	37	19	±2	3.6	±0.1	
Army	99	±1	5	11	29	38	17	±3	3.5	±0.1	
Navy	99	±1	4	9	31	36	19	±3	3.6	±0.1	
Marine Corps	100	±1	6	9	33	34	18	±2	3.5	±0.1	
Air Force	100	±1	6	7	24	39	24	±3	3.7	±0.1	
Enlisted	99	±1	6	10	31	36	18	±2	3.5	±0.1	
E1 – E4	99	±1	6	11	31	36	17	±3	3.5	±0.1	
E1 – E3	99	±1	6	10	30	36	18	±4	3.5	±0.1	
E4	100	±1	6	12	31	36	15	±4	3.4	±0.1	
E5 – E9	100	±1	5	9	30	36	20	±2	3.6	±0.1	
E5 – E6	100	±1	5	10	32	34	19	±2	3.5	±0.1	
E7 – E9	99	±1	4	7	25	40	23	±4	3.7	±0.1	
Officers	99	±1	4	6	21	44	26	±3	3.8	±0.1	
O1 – O3	100	±1	4	6	22	43	25	±4	3.8	±0.1	
O4 – O6	99	±1	3	5	19	45	27	±4	3.9	±0.1	
Deployed Past 12 Months	99	±1	6	11	31	35	18	±3	3.5	±0.1	
Not Deployed Past 12 Months	99	±1	5	9	28	38	20	±2	3.6	±0.1	
Non-Hispanic White	100	±1	5	9	28	38	20	±2	3.6	±0.1	
Total Minority	99	±1	6	9	31	35	19	±2	3.5	±0.1	
Non-Hispanic Black	99	±1	5	10	31	34	20	±4	3.6	±0.1	
Hispanic	100	±1	7	9	29	35	20	±4	3.5	±0.1	
Experienced USC	100	±1	9	16	33	34	8	±9	3.2	±0.2	
Not Experienced USC	99	±1	5	9	29	37	20	±2	3.6	±0.1	
Experienced SH	100	±1	5	16	36	34	10	±5	3.3	±0.1	
Not Experienced SH	99	±1	5	9	28	37	20	±2	3.6	±0.1	
FEMALES	99	±1	3	9	34	36	17	±2	3.6	±0.1	
Army	99	±1	3	11	35	35	16	±3	3.5	±0.1	
Navy	100	±1	3	8	38	35	15	±3	3.5	±0.1	
Marine Corps	99	±1	3	12	40	32	13	±2	3.4	±0.1	
Air Force	99	±1	4	7	27	40	22	±2	3.7	±0.1	
Enlisted	99	±1	4	10	36	34	16	±2	3.5	±0.1	
E1 – E4	100	±1	4	11	38	32	15	±2	3.4	±0.1	
E5 – E9	99	±1	3	8	33	37	18	±2	3.6	±0.1	
Officers	99	±1	2	7	25	44	22	±3	3.8	±0.1	
O1 – O3	99	±1	3	7	25	44	22	±3	3.8	±0.1	
O4 – O6	99	±1	2	6	23	45	23	±4	3.8	±0.1	
Experienced USC	100	±1	4	17	39	31	10	±6	3.3	±0.1	
Not Experienced USC	99	±1	3	9	33	37	18	±2	3.6	±0.1	
Experienced SH	100	±1	3	14	39	32	12	±3	3.4	±0.1	
Not Experienced SH	99	±1	4	8	32	38	19	±2	3.6	±0.1	
Deployed Past 12 Months	100	±1	4	10	35	35	16	±3	3.5	±0.1	
Not Deployed Past 12 Months	99	±1	3	9	33	37	18	±2	3.6	±0.1	

Note. Percent responding are active duty members who answered the question.

22. In the past month, how often have you...

g. Been able to control irritations in your life?

	Percent Responding		Percentages					Max ME	Degree of Occurrence		
			1	2	3	4	5				
Army Enlisted	99	±1	4	12	37	33	15	±3	3.4	±0.1	
E1 – E4	100	±1	4	14	37	31	14	±4	3.4	±0.1	
Army Officers	99	±1	2	7	28	43	20	±4	3.7	±0.1	
Navy Enlisted	100	±1	3	9	41	33	14	±3	3.5	±0.1	
E1 – E4	100	±1	4	9	42	31	14	±4	3.4	±0.1	
Navy Officers	99	±1	2	6	25	47	21	±4	3.8	±0.1	
Marine Corps Enlisted	99	±1	3	13	41	30	12	±2	3.4	±0.1	
E1 – E4	99	±1	3	13	44	29	11	±3	3.3	±0.1	
Marine Corps Officers	99	±1	2	7	28	42	20	±4	3.7	±0.1	
Air Force Enlisted	99	±1	4	8	28	38	21	±3	3.7	±0.1	
E1 – E4	99	±1	5	9	31	36	19	±4	3.6	±0.1	
Air Force Officers	99	±1	3	6	21	44	26	±4	3.8	±0.1	
MALES	99	±1	6	9	28	37	20	±2	3.6	±0.1	
Army	99	±1	5	11	28	38	18	±3	3.5	±0.1	
Navy	99	±1	4	9	30	37	20	±4	3.6	±0.1	
Marine Corps	100	±1	6	9	33	34	18	±2	3.5	±0.1	
Air Force	100	±1	7	7	23	39	24	±3	3.7	±0.1	
Enlisted	99	±1	6	10	30	36	18	±2	3.5	±0.1	
E1 – E4	99	±1	6	11	29	36	17	±3	3.5	±0.1	
E5 – E9	100	±1	5	9	30	36	20	±2	3.6	±0.1	
Officers	99	±1	4	6	20	44	27	±3	3.8	±0.1	
O1 – O3	100	±1	5	6	21	43	25	±4	3.8	±0.1	
O4 – O6	99	±1	3	5	19	45	28	±5	3.9	±0.1	
Experienced USC	100	±1	13	15	28	36	7	±16	3.1	±0.4	
Not Experienced USC	99	±1	5	9	28	37	20	±2	3.6	±0.1	
Experienced SH	100	±1	6	17	32	36	8	±9	3.2	±0.2	
Not Experienced SH	99	±1	6	9	28	37	20	±2	3.6	±0.1	
Deployed Past 12 Months	99	±1	6	11	30	35	18	±3	3.5	±0.1	
Not Deployed Past 12 Months	99	±1	5	8	27	39	21	±2	3.6	±0.1	
Army Enlisted	99	±1	6	12	29	37	16	±4	3.5	±0.1	
E1 – E4	99	±1	6	13	28	39	14	±5	3.4	±0.2	
Army Officers	100	±1	4	6	22	43	25	±6	3.8	±0.2	
Navy Enlisted	100	±1	4	10	32	35	18	±4	3.5	±0.1	
E1 – E4	100	±1	5	10	29	37	19	±7	3.6	±0.2	
Navy Officers	98	±2	3	9	18	43	27	±5	3.8	±0.1	
Marine Corps Enlisted	100	±1	7	10	34	32	17	±2	3.4	±0.1	
E1 – E4	100	±1	7	10	36	30	16	±3	3.4	±0.1	
Marine Corps Officers	99	±1	3	5	25	44	23	±3	3.8	±0.1	
Air Force Enlisted	100	±1	7	8	24	38	23	±3	3.6	±0.1	
E1 – E4	100	±1	7	9	26	37	22	±5	3.6	±0.2	
Air Force Officers	100	±0	5	3	17	46	29	±6	3.9	±0.2	

Note. Percent responding are active duty members who answered the question.

22. In the past month, how often have you...











































h. Felt that you were on top of things?

1. Never
 2. Almost never
 3. Sometimes
 4. Fairly often
 5. Very often

	Percent Responding		Percentages					Max ME	Degree of Occurrence		
			1	2	3	4	5				
TOTAL	99	±1	4	7	29	41	19	±2	3.7	±0.1	
Army	100	±1	4	8	29	40	19	±3	3.6	±0.1	
Navy	99	±1	2	7	32	41	17	±3	3.6	±0.1	
Marine Corps	99	±1	4	7	31	40	18	±2	3.6	±0.1	
Air Force	99	±1	4	5	25	44	22	±3	3.8	±0.1	
Enlisted	99	±1	4	8	31	40	18	±2	3.6	±0.1	
E1 – E4	99	±1	4	8	33	38	17	±3	3.6	±0.1	
E1 – E3	99	±1	5	7	31	40	18	±4	3.6	±0.1	
E4	99	±1	4	9	34	36	16	±4	3.5	±0.1	
E5 – E9	99	±1	3	7	28	42	20	±2	3.7	±0.1	
E5 – E6	99	±1	4	8	30	40	18	±2	3.6	±0.1	
E7 – E9	99	±1	2	4	22	47	25	±4	3.9	±0.1	
Officers	99	±1	2	4	21	49	24	±3	3.9	±0.1	
O1 – O3	99	±1	2	5	22	48	22	±4	3.8	±0.1	
O4 – O6	99	±1	2	4	18	49	27	±4	4.0	±0.1	
Deployed Past 12 Months	99	±1	4	8	30	39	18	±3	3.6	±0.1	
Not Deployed Past 12 Months	99	±1	3	6	28	42	20	±2	3.7	±0.1	
Non-Hispanic White	99	±1	3	7	27	43	19	±2	3.7	±0.1	
Total Minority	99	±1	4	7	31	39	19	±2	3.6	±0.1	
Non-Hispanic Black	99	±1	3	7	30	39	22	±4	3.7	±0.1	
Hispanic	100	±1	4	7	30	39	20	±4	3.6	±0.1	
Experienced USC	99	±1	5	14	38	28	15	±9	3.3	±0.2	
Not Experienced USC	99	±1	4	7	29	42	19	±2	3.7	±0.1	
Experienced SH	100	±1	3	14	40	33	10	±5	3.3	±0.1	
Not Experienced SH	99	±1	4	7	28	42	20	±2	3.7	±0.1	
FEMALES	99	±1	3	8	32	41	17	±2	3.6	±0.1	
Army	99	±1	3	9	33	40	15	±3	3.6	±0.1	
Navy	99	±1	2	8	36	40	15	±3	3.6	±0.1	
Marine Corps	99	±1	3	11	37	36	13	±2	3.5	±0.1	
Air Force	99	±1	3	7	27	44	20	±2	3.7	±0.1	
Enlisted	99	±1	3	8	34	39	16	±2	3.6	±0.1	
E1 – E4	99	±1	3	9	36	37	14	±2	3.5	±0.1	
E5 – E9	99	±1	2	8	30	42	18	±2	3.7	±0.1	
Officers	99	±1	2	6	24	49	19	±3	3.8	±0.1	
O1 – O3	99	±1	2	6	25	49	18	±3	3.7	±0.1	
O4 – O6	99	±1	2	6	22	50	20	±4	3.8	±0.1	
Experienced USC	99	±1	5	13	42	30	10	±6	3.3	±0.1	
Not Experienced USC	99	±1	2	8	31	42	17	±2	3.6	±0.1	
Experienced SH	99	±1	3	12	38	35	11	±3	3.4	±0.1	
Not Experienced SH	99	±1	2	7	30	43	18	±2	3.7	±0.1	
Deployed Past 12 Months	99	±1	3	9	32	42	14	±3	3.6	±0.1	
Not Deployed Past 12 Months	99	±1	2	8	32	41	17	±2	3.6	±0.1	

Note. Percent responding are active duty members who answered the question.

22. In the past month, how often have you...
h. Felt that you were on top of things?

	Percent Responding		Percentages					Max ME	Degree of Occurrence		
			1	2	3	4	5				
Army Enlisted	99	±1	3	9	35	38	15	±3	3.5	±0.1	
E1 – E4	99	±1	4	10	36	37	13	±4	3.4	±0.1	
Army Officers	99	±1	2	6	24	50	18	±4	3.8	±0.1	
Navy Enlisted	99	±1	2	8	37	38	14	±3	3.5	±0.1	
E1 – E4	99	±1	3	8	39	36	14	±4	3.5	±0.1	
Navy Officers	98	±1	1	6	28	48	18	±4	3.8	±0.1	
Marine Corps Enlisted	99	±1	3	11	39	35	13	±2	3.4	±0.1	
E1 – E4	99	±1	3	11	41	34	11	±3	3.4	±0.1	
Marine Corps Officers	98	±1	2	9	27	45	16	±4	3.6	±0.1	
Air Force Enlisted	99	±1	3	7	28	43	19	±3	3.7	±0.1	
E1 – E4	99	±1	3	8	31	40	18	±4	3.6	±0.1	
Air Force Officers	98	±1	2	6	22	48	21	±4	3.8	±0.1	
MALES	99	±1	4	7	28	41	20	±2	3.7	±0.1	
Army	100	±1	4	8	28	40	19	±3	3.6	±0.1	
Navy	99	±1	2	7	32	41	18	±4	3.7	±0.1	
Marine Corps	99	±1	4	7	30	40	18	±2	3.6	±0.1	
Air Force	99	±1	5	4	24	44	23	±3	3.8	±0.1	
Enlisted	99	±1	4	7	30	40	19	±2	3.6	±0.1	
E1 – E4	99	±1	5	8	32	38	17	±3	3.6	±0.1	
E5 – E9	99	±1	4	7	28	42	20	±2	3.7	±0.1	
Officers	99	±1	2	4	20	49	25	±3	3.9	±0.1	
O1 – O3	100	±1	2	4	22	48	23	±4	3.9	±0.1	
O4 – O6	99	±1	2	4	17	49	28	±5	4.0	±0.1	
Experienced USC	99	±2	5	15	35	25	19	±16	3.4	±0.4	
Not Experienced USC	99	±1	4	7	28	42	20	±2	3.7	±0.1	
Experienced SH	100	±1	3	15	42	31	8	±9	3.3	±0.2	
Not Experienced SH	99	±1	4	7	28	42	20	±2	3.7	±0.1	
Deployed Past 12 Months	99	±1	4	8	30	39	19	±3	3.6	±0.1	
Not Deployed Past 12 Months	99	±1	3	6	28	43	20	±2	3.7	±0.1	
Army Enlisted	100	±1	4	9	30	38	18	±4	3.6	±0.1	
E1 – E4	100	±1	4	9	32	37	17	±5	3.5	±0.2	
Army Officers	100	±1	2	4	20	50	24	±6	3.9	±0.1	
Navy Enlisted	99	±1	2	7	34	40	16	±4	3.6	±0.1	
E1 – E4	99	±1	3	8	35	38	18	±7	3.6	±0.2	
Navy Officers	99	±2	2	5	19	46	28	±5	3.9	±0.1	
Marine Corps Enlisted	99	±1	5	7	32	39	17	±2	3.6	±0.1	
E1 – E4	99	±1	6	8	34	37	16	±3	3.5	±0.1	
Marine Corps Officers	99	±1	2	5	18	52	23	±3	3.9	±0.1	
Air Force Enlisted	99	±1	5	4	25	43	22	±3	3.7	±0.1	
E1 – E4	98	±3	6	4	28	42	21	±5	3.7	±0.2	
Air Force Officers	99	±1	2	3	21	47	26	±6	3.9	±0.1	

Note. Percent responding are active duty members who answered the question.

22. In the past month, how often have you...

i. Been angered because of things that were outside of your control?

1. Never
 2. Almost never
 3. Sometimes
 4. Fairly often
 5. Very often

	Percent Responding		Percentages					Max ME	Degree of Occurrence		
			1	2	3	4	5				
TOTAL	100	±1	15	25	37	15	8	±2	2.8	±0.1	
Army	99	±1	15	26	34	16	9	±3	2.8	±0.1	
Navy	100	±1	11	24	40	17	8	±3	2.9	±0.1	
Marine Corps	100	±1	13	19	40	18	11	±2	3.0	±0.1	
Air Force	100	±1	21	29	35	11	4	±3	2.5	±0.1	
Enlisted	100	±1	15	24	36	16	9	±2	2.8	±0.1	
E1 – E4	100	±1	16	24	34	17	10	±3	2.8	±0.1	
E1 – E3	100	±1	18	24	34	14	10	±4	2.7	±0.1	
E4	100	±1	13	23	34	19	10	±3	2.9	±0.1	
E5 – E9	100	±1	14	24	39	15	8	±2	2.8	±0.1	
E5 – E6	100	±1	14	22	40	15	9	±2	2.8	±0.1	
E7 – E9	100	±1	15	29	38	12	5	±4	2.6	±0.1	
Officers	99	±1	14	33	38	11	3	±3	2.6	±0.1	
O1 – O3	99	±1	13	32	38	13	4	±4	2.6	±0.1	
O4 – O6	99	±1	15	34	39	10	2	±4	2.5	±0.1	
Deployed Past 12 Months	100	±1	13	24	37	16	9	±3	2.8	±0.1	
Not Deployed Past 12 Months	99	±1	16	26	36	14	7	±2	2.7	±0.1	
Non-Hispanic White	100	±1	15	26	35	16	8	±2	2.8	±0.1	
Total Minority	99	±1	15	25	39	13	8	±2	2.7	±0.1	
Non-Hispanic Black	99	±1	15	25	42	11	7	±4	2.7	±0.1	
Hispanic	99	±1	16	26	35	13	9	±4	2.7	±0.1	
Experienced USC	100	±1	8	14	35	29	15	±8	3.3	±0.2	
Not Experienced USC	100	±1	15	26	37	15	8	±2	2.7	±0.1	
Experienced SH	100	±1	5	17	35	26	18	±5	3.3	±0.1	
Not Experienced SH	100	±1	16	26	37	14	7	±2	2.7	±0.1	
FEMALES	99	±1	11	25	39	16	8	±2	2.9	±0.1	
Army	100	±1	10	26	38	17	10	±3	2.9	±0.1	
Navy	99	±1	8	23	42	19	9	±3	3.0	±0.1	
Marine Corps	100	±1	7	17	41	23	12	±2	3.2	±0.1	
Air Force	99	±1	15	30	38	11	6	±2	2.6	±0.1	
Enlisted	99	±1	11	24	39	17	9	±2	2.9	±0.1	
E1 – E4	100	±1	10	23	38	19	10	±2	3.0	±0.1	
E5 – E9	99	±1	11	26	41	15	8	±2	2.8	±0.1	
Officers	99	±1	11	32	40	12	5	±3	2.7	±0.1	
O1 – O3	100	±1	11	31	40	13	6	±3	2.7	±0.1	
O4 – O6	99	±1	11	37	39	9	3	±4	2.6	±0.1	
Experienced USC	100	±1	5	15	37	28	15	±5	3.3	±0.2	
Not Experienced USC	99	±1	11	26	40	15	8	±2	2.8	±0.1	
Experienced SH	100	±1	6	18	39	23	15	±3	3.2	±0.1	
Not Experienced SH	99	±1	12	28	40	14	7	±2	2.7	±0.1	
Deployed Past 12 Months	99	±1	9	23	40	18	10	±3	3.0	±0.1	
Not Deployed Past 12 Months	99	±1	11	26	39	15	8	±2	2.8	±0.1	

Note. Percent responding are active duty members who answered the question.

22. In the past month, how often have you...

i. Been angered because of things that were outside of your control?

	Percent Responding		Percentages					Max ME	Degree of Occurrence		
			1	2	3	4	5				
Army Enlisted	100	±1	10	23	39	17	10	±3	3.0	±0.1	
E1 – E4	100	±1	10	22	37	18	12	±4	3.0	±0.1	
Army Officers	100	±1	9	34	37	13	7	±4	2.7	±0.1	
Navy Enlisted	99	±1	8	21	41	20	10	±3	3.0	±0.1	
E1 – E4	99	±1	8	21	39	21	11	±4	3.0	±0.1	
Navy Officers	100	±1	8	29	46	13	4	±4	2.8	±0.1	
Marine Corps Enlisted	100	±1	7	16	41	24	13	±2	3.2	±0.1	
E1 – E4	100	±1	6	15	39	26	13	±3	3.2	±0.1	
Marine Corps Officers	99	±1	8	25	42	17	8	±4	2.9	±0.1	
Air Force Enlisted	99	±1	15	29	38	12	6	±3	2.7	±0.1	
E1 – E4	99	±1	15	27	38	14	6	±4	2.7	±0.1	
Air Force Officers	99	±1	15	34	39	8	3	±4	2.5	±0.1	
MALES	100	±1	16	25	36	15	8	±2	2.7	±0.1	
Army	99	±1	16	26	34	15	9	±3	2.8	±0.1	
Navy	100	±1	11	25	40	16	8	±4	2.8	±0.1	
Marine Corps	100	±1	13	19	40	17	11	±2	3.0	±0.1	
Air Force	100	±1	22	29	35	10	4	±3	2.4	±0.1	
Enlisted	100	±1	16	24	36	16	9	±2	2.8	±0.1	
E1 – E4	100	±1	17	24	33	16	10	±3	2.8	±0.1	
E5 – E9	100	±1	15	24	39	15	8	±2	2.8	±0.1	
Officers	99	±1	15	33	38	11	3	±3	2.5	±0.1	
O1 – O3	99	±1	14	32	38	13	4	±4	2.6	±0.1	
O4 – O6	99	±1	15	34	39	10	2	±5	2.5	±0.1	
Experienced USC	100	±0	10	13	32	30	16	±15	3.3	±0.4	
Not Experienced USC	100	±1	16	25	36	15	8	±2	2.7	±0.1	
Experienced SH	100	±1	5	16	31	29	20	±8	3.4	±0.2	
Not Experienced SH	100	±1	16	26	36	14	7	±2	2.7	±0.1	
Deployed Past 12 Months	100	±1	14	24	37	16	9	±3	2.8	±0.1	
Not Deployed Past 12 Months	99	±1	17	26	36	14	7	±2	2.7	±0.1	
Army Enlisted	100	±1	16	25	33	16	10	±3	2.8	±0.1	
E1 – E4	99	±1	17	26	30	16	11	±5	2.8	±0.2	
Army Officers	99	±1	15	33	37	12	3	±5	2.6	±0.2	
Navy Enlisted	100	±1	11	23	40	17	8	±4	2.9	±0.1	
E1 – E4	100	±1	12	26	35	18	9	±7	2.9	±0.2	
Navy Officers	100	±1	14	32	39	11	4	±5	2.6	±0.1	
Marine Corps Enlisted	100	±1	13	17	40	18	12	±2	3.0	±0.1	
E1 – E4	100	±1	14	16	39	19	13	±3	3.0	±0.1	
Marine Corps Officers	99	±1	11	31	38	14	6	±3	2.7	±0.1	
Air Force Enlisted	100	±1	23	27	34	11	4	±3	2.5	±0.1	
E1 – E4	100	±1	24	24	33	13	6	±5	2.5	±0.2	
Air Force Officers	99	±2	18	37	36	8	1	±6	2.4	±0.1	

Note. Percent responding are active duty members who answered the question.

22. In the past month, how often have you...

j. Felt difficulties were piling up so high that you could not overcome them?











































1. Never
 2. Almost never
 3. Sometimes
 4. Fairly often
 5. Very often

	Percent Responding		Percentages					Max ME	Degree of Occurrence		
			1	2	3	4	5				
TOTAL	100	±1	38	32	22	6	3	±2	2.1	±0.1	
Army	100	±1	36	32	22	7	4	±3	2.1	±0.1	
Navy	100	±1	33	32	25	6	4	±3	2.2	±0.1	
Marine Corps	100	±1	34	32	25	6	3	±2	2.1	±0.1	
Air Force	100	±1	47	31	17	4	1	±3	1.8	±0.1	
Enlisted	100	±1	36	31	23	6	3	±2	2.1	±0.1	
E1 – E4	100	±1	36	30	24	7	4	±3	2.1	±0.1	
E1 – E3	100	±1	39	29	23	6	3	±4	2.1	±0.1	
E4	100	±1	32	31	25	8	4	±3	2.2	±0.1	
E5 – E9	100	±1	37	32	22	6	3	±2	2.1	±0.1	
E5 – E6	100	±1	36	31	24	6	4	±2	2.1	±0.1	
E7 – E9	100	±1	41	34	19	5	2	±4	1.9	±0.1	
Officers	100	±1	43	36	16	3	1	±3	1.8	±0.1	
O1 – O3	100	±1	42	38	15	3	1	±4	1.8	±0.1	
O4 – O6	100	±1	44	35	17	3	1	±4	1.8	±0.1	
Deployed Past 12 Months	100	±1	36	31	23	6	3	±3	2.1	±0.1	
Not Deployed Past 12 Months	100	±1	38	32	21	6	3	±2	2.0	±0.1	
Non-Hispanic White	100	±1	39	32	21	6	3	±2	2.0	±0.1	
Total Minority	100	±1	35	32	24	6	3	±2	2.1	±0.1	
Non-Hispanic Black	100	±1	36	33	22	6	3	±4	2.1	±0.1	
Hispanic	100	±1	37	31	23	6	4	±4	2.1	±0.1	
Experienced USC	99	±2	21	25	27	15	12	±9	2.7	±0.3	
Not Experienced USC	100	±1	38	32	22	6	3	±2	2.0	±0.1	
Experienced SH	100	±1	20	26	30	13	11	±5	2.7	±0.2	
Not Experienced SH	100	±1	39	32	21	5	2	±2	2.0	±0.1	
FEMALES	100	±1	31	33	24	7	4	±2	2.2	±0.1	
Army	100	±1	29	33	26	8	5	±2	2.3	±0.1	
Navy	100	±1	25	33	29	9	4	±3	2.3	±0.1	
Marine Corps	100	±1	25	30	29	11	6	±2	2.4	±0.1	
Air Force	100	±1	40	33	18	5	3	±2	2.0	±0.1	
Enlisted	100	±1	30	32	26	8	5	±2	2.3	±0.1	
E1 – E4	100	±1	27	31	27	9	6	±2	2.4	±0.1	
E5 – E9	100	±1	32	33	25	7	3	±2	2.2	±0.1	
Officers	100	±1	37	38	18	5	2	±3	2.0	±0.1	
O1 – O3	100	±1	36	39	17	5	2	±3	2.0	±0.1	
O4 – O6	100	±1	39	38	18	4	2	±4	1.9	±0.1	
Experienced USC	100	±1	16	26	29	17	13	±5	2.8	±0.2	
Not Experienced USC	100	±1	32	33	24	7	4	±2	2.2	±0.1	
Experienced SH	100	±1	20	29	29	12	9	±3	2.6	±0.1	
Not Experienced SH	100	±1	34	34	23	6	3	±2	2.1	±0.1	
Deployed Past 12 Months	100	±1	29	32	25	9	5	±3	2.3	±0.1	
Not Deployed Past 12 Months	100	±1	32	33	24	7	4	±2	2.2	±0.1	

Note. Percent responding are active duty members who answered the question.

22. In the past month, how often have you...

j. Felt difficulties were piling up so high that you could not overcome them?

	Percent Responding		Percentages					Max ME	Degree of Occurrence		
			1	2	3	4	5				
Army Enlisted	100	±1	27	31	27	9	6	±3	2.3	±0.1	
E1 – E4	100	±1	26	30	28	10	7	±4	2.4	±0.1	
Army Officers	100	±1	35	39	18	4	3	±4	2.0	±0.1	
Navy Enlisted	100	±1	24	32	30	9	5	±3	2.4	±0.1	
E1 – E4	100	±1	24	31	30	10	6	±4	2.4	±0.1	
Navy Officers	100	±1	31	39	22	6	2	±4	2.1	±0.1	
Marine Corps Enlisted	100	±1	23	30	29	11	6	±2	2.5	±0.1	
E1 – E4	100	±1	21	29	31	13	6	±3	2.5	±0.1	
Marine Corps Officers	100	±0	37	32	23	5	2	±4	2.0	±0.1	
Air Force Enlisted	100	±1	39	32	20	5	3	±3	2.0	±0.1	
E1 – E4	100	±1	37	32	20	6	4	±4	2.1	±0.1	
Air Force Officers	100	±1	44	37	13	4	2	±4	1.8	±0.1	
MALES	100	±1	39	31	21	6	3	±2	2.0	±0.1	
Army	100	±1	37	31	21	7	3	±3	2.1	±0.1	
Navy	100	±1	34	32	24	6	4	±4	2.1	±0.1	
Marine Corps	100	±1	34	32	25	6	3	±2	2.1	±0.1	
Air Force	100	±1	49	31	17	3	1	±3	1.8	±0.1	
Enlisted	100	±1	37	31	23	6	3	±2	2.1	±0.1	
E1 – E4	100	±1	37	29	23	7	3	±3	2.1	±0.1	
E5 – E9	100	±1	38	32	22	5	3	±2	2.0	±0.1	
Officers	100	±1	45	36	16	3	1	±3	1.8	±0.1	
O1 – O3	100	±1	44	37	15	3	1	±4	1.8	±0.1	
O4 – O6	100	±1	45	35	17	3	1	±4	1.8	±0.1	
Experienced USC	98	±4	25	24	26	14	12	±16	2.6	±0.4	
Not Experienced USC	100	±1	39	32	21	5	3	±2	2.0	±0.1	
Experienced SH	100	±1	20	23	31	13	13	±9	2.8	±0.3	
Not Experienced SH	100	±1	39	32	21	5	2	±2	2.0	±0.1	
Deployed Past 12 Months	100	±1	37	30	23	6	3	±3	2.1	±0.1	
Not Deployed Past 12 Months	100	±1	39	32	21	5	3	±2	2.0	±0.1	
Army Enlisted	100	±1	36	30	23	7	4	±4	2.1	±0.1	
E1 – E4	100	±0	36	30	23	8	4	±5	2.1	±0.2	
Army Officers	100	±1	42	38	15	4	1	±6	1.8	±0.1	
Navy Enlisted	100	±1	33	31	26	6	4	±4	2.2	±0.1	
E1 – E4	99	±1	36	28	25	7	4	±7	2.2	±0.2	
Navy Officers	99	±1	42	37	17	3	2	±5	1.8	±0.1	
Marine Corps Enlisted	100	±1	33	31	25	6	4	±2	2.2	±0.1	
E1 – E4	99	±1	33	30	27	7	4	±3	2.2	±0.1	
Marine Corps Officers	100	±1	41	37	17	4	1	±3	1.9	±0.1	
Air Force Enlisted	100	±1	48	31	17	4	1	±3	1.8	±0.1	
E1 – E4	100	±1	47	30	18	4	1	±5	1.8	±0.1	
Air Force Officers	100	±1	52	31	16	1	0	±6	1.7	±0.1	

Note. Percent responding are active duty members who answered the question.

22. Perceived Stress scale: Constructed from Q22. Perceived Stress can be defined as Service members' stress levels, measured by their emotional experiences/reactions in the month prior to taking the survey.

	Percent Responding		Mean	Max ME	Perceived Stress
TOTAL	96	±1	14.0	±0.2	
Army	95	±2	14.4	±0.4	
Navy	96	±1	14.9	±0.4	
Marine Corps	96	±1	15.0	±0.2	
Air Force	96	±1	12.0	±0.3	
Enlisted	96	±1	14.5	±0.3	
E1 – E4	96	±1	14.8	±0.4	
E1 – E3	96	±2	14.3	±0.5	
E4	96	±2	15.4	±0.5	
E5 – E9	95	±1	14.1	±0.3	
E5 – E6	96	±1	14.6	±0.3	
E7 – E9	94	±2	12.6	±0.5	
Officers	95	±1	11.8	±0.4	
O1 – O3	95	±2	12.2	±0.5	
O4 – O6	95	±2	11.4	±0.5	
Deployed Past 12 Months	96	±1	14.7	±0.4	
Not Deployed Past 12 Months	96	±1	13.7	±0.3	
Non-Hispanic White	96	±1	13.8	±0.3	
Total Minority	95	±1	14.4	±0.3	
Non-Hispanic Black	94	±2	14.0	±0.5	
Hispanic	96	±2	14.2	±0.5	
Experienced USC	95	±4	19.3	±1.5	
Not Experienced USC	96	±1	13.9	±0.2	
Experienced SH	96	±2	19.0	±0.7	
Not Experienced SH	96	±1	13.7	±0.2	
FEMALES	95	±1	15.3	±0.2	
Army	95	±1	15.8	±0.4	
Navy	96	±1	16.3	±0.4	
Marine Corps	95	±1	17.3	±0.3	
Air Force	95	±1	13.3	±0.3	
Enlisted	95	±1	15.7	±0.2	
E1 – E4	96	±1	16.5	±0.3	
E5 – E9	95	±1	14.8	±0.3	
Officers	95	±1	13.2	±0.3	
O1 – O3	95	±2	13.5	±0.4	
O4 – O6	95	±2	12.6	±0.5	
Experienced USC	96	±2	20.1	±0.8	
Not Experienced USC	95	±1	15.0	±0.2	
Experienced SH	96	±1	18.5	±0.4	
Not Experienced SH	95	±1	14.3	±0.2	
Deployed Past 12 Months	95	±1	15.9	±0.4	
Not Deployed Past 12 Months	95	±1	15.1	±0.2	

Note. Percent responding are active duty members who answered the question. The scale ranges from 0 to 40. Higher scores indicate greater perceived stress. The overall Cronbach's coefficient alpha = 0.88 (males = 0.86 and females = 0.89).

22. Perceived Stress scale: Constructed from Q22. Perceived Stress can be defined as Service members' stress levels, measured by their emotional experiences/reactions in the month prior to taking the survey.

	Percent Responding		Mean	Max ME	Perceived Stress
Army Enlisted	95	±2	16.5	±0.4	
E1 – E4	96	±2	17.0	±0.6	
Army Officers	96	±2	13.6	±0.5	
Navy Enlisted	96	±1	16.7	±0.4	
E1 – E4	97	±2	17.1	±0.5	
Navy Officers	94	±2	14.1	±0.5	
Marine Corps Enlisted	95	±1	17.6	±0.3	
E1 – E4	95	±1	18.2	±0.4	
Marine Corps Officers	95	±2	14.4	±0.7	
Air Force Enlisted	95	±1	13.6	±0.4	
E1 – E4	95	±2	14.4	±0.6	
Air Force Officers	95	±2	12.1	±0.5	
MALES	96	±1	13.8	±0.3	
Army	95	±2	14.2	±0.5	
Navy	96	±2	14.6	±0.5	
Marine Corps	96	±1	14.8	±0.3	
Air Force	96	±2	11.6	±0.4	
Enlisted	96	±1	14.3	±0.3	
E1 – E4	96	±2	14.5	±0.4	
E5 – E9	96	±1	14.0	±0.3	
Officers	95	±2	11.5	±0.4	
O1 – O3	96	±2	11.9	±0.5	
O4 – O6	95	±2	11.2	±0.6	
Experienced USC	94	±6	18.7	±2.7	
Not Experienced USC	96	±1	13.7	±0.3	
Experienced SH	96	±3	19.4	±1.3	
Not Experienced SH	96	±1	13.6	±0.3	
Deployed Past 12 Months	96	±1	14.5	±0.4	
Not Deployed Past 12 Months	96	±1	13.5	±0.3	
Army Enlisted	95	±2	14.7	±0.5	
E1 – E4	96	±3	14.8	±0.8	
Army Officers	95	±3	11.8	±0.7	
Navy Enlisted	97	±2	15.1	±0.6	
E1 – E4	97	±2	15.0	±1.0	
Navy Officers	94	±3	11.9	±0.7	
Marine Corps Enlisted	96	±1	15.2	±0.3	
E1 – E4	97	±1	15.6	±0.4	
Marine Corps Officers	95	±2	12.3	±0.4	
Air Force Enlisted	96	±2	11.9	±0.4	
E1 – E4	96	±3	12.1	±0.7	
Air Force Officers	97	±2	10.6	±0.7	

Note. Percent responding are active duty members who answered the question. The scale ranges from 0 to 40. Higher scores indicate greater perceived stress. The overall Cronbach's coefficient alpha = 0.88 (males = 0.86 and females = 0.89).

23. Below is a list of problems that people sometimes have in response to stressful experiences. Please indicate how much you have been bothered by the following in the past month.

a. Having repeated, disturbing memories, thoughts, or images of a stressful experience?

- 1. Not at all
- 2. A little bit
- 3. Moderately
- 4. Quite a bit
- 5. Extremely

	Percent Responding		Percentages					Max ME	Average Amount		
			1	2	3	4	5				
TOTAL	100	±1	62	22	10	5	2	±2	1.6	±0.1	
Army	100	±1	57	24	11	6	2	±3	1.7	±0.1	
Navy	100	±1	58	23	12	6	2	±3	1.7	±0.1	
Marine Corps	99	±1	57	22	13	6	2	±2	1.7	±0.1	
Air Force	99	±1	76	16	4	3	1	±2	1.4	±0.1	
Enlisted	100	±1	60	21	11	6	2	±2	1.7	±0.1	
E1 – E4	100	±1	61	20	11	5	2	±3	1.7	±0.1	
E1 – E3	99	±1	62	20	11	4	2	±4	1.6	±0.1	
E4	100	±1	59	20	12	7	2	±4	1.7	±0.1	
E5 – E9	100	±1	60	23	10	6	2	±2	1.7	±0.1	
E5 – E6	100	±1	60	22	10	6	2	±2	1.7	±0.1	
E7 – E9	100	±1	60	24	10	5	1	±3	1.6	±0.1	
Officers	99	±1	69	22	5	3	1	±3	1.4	±0.1	
O1 – O3	99	±1	71	20	5	3	1	±3	1.4	±0.1	
O4 – O6	99	±1	68	23	6	3	0	±4	1.4	±0.1	
Deployed Past 12 Months	100	±1	57	25	10	6	2	±3	1.7	±0.1	
Not Deployed Past 12 Months	99	±1	64	20	10	5	2	±2	1.6	±0.1	
Non-Hispanic White	100	±1	64	20	9	5	1	±2	1.6	±0.1	
Total Minority	99	±1	58	23	11	6	3	±2	1.7	±0.1	
Non-Hispanic Black	99	±1	57	23	11	7	2	±4	1.7	±0.1	
Hispanic	100	±1	60	22	10	5	3	±4	1.7	±0.1	
Experienced USC	99	±2	33	24	16	15	12	±9	2.5	±0.3	
Not Experienced USC	100	±1	62	22	10	5	2	±2	1.6	±0.1	
Experienced SH	100	±1	35	30	15	14	6	±5	2.3	±0.2	
Not Experienced SH	100	±1	64	21	9	4	1	±2	1.6	±0.1	
FEMALES	99	±1	57	23	10	7	2	±2	1.7	±0.1	
Army	99	±1	53	26	11	8	3	±3	1.8	±0.1	
Navy	100	±1	52	26	12	8	3	±3	1.8	±0.1	
Marine Corps	100	±1	48	23	15	10	4	±2	2.0	±0.1	
Air Force	99	±1	70	18	6	5	1	±2	1.5	±0.1	
Enlisted	99	±1	56	23	11	8	3	±2	1.8	±0.1	
E1 – E4	99	±1	55	23	12	8	3	±2	1.8	±0.1	
E5 – E9	100	±1	57	24	9	7	3	±2	1.7	±0.1	
Officers	99	±1	64	23	7	4	1	±2	1.6	±0.1	
O1 – O3	100	±1	65	22	8	4	1	±3	1.6	±0.1	
O4 – O6	99	±1	64	25	6	5	1	±4	1.5	±0.1	
Experienced USC	100	±1	25	27	16	20	12	±5	2.7	±0.2	
Not Experienced USC	99	±1	60	23	10	6	2	±2	1.7	±0.1	
Experienced SH	100	±1	37	28	14	14	6	±3	2.2	±0.1	
Not Experienced SH	99	±1	64	22	9	5	1	±2	1.6	±0.1	
Deployed Past 12 Months	100	±1	53	24	12	8	3	±3	1.8	±0.1	
Not Deployed Past 12 Months	99	±1	59	23	9	7	2	±2	1.7	±0.1	

Note. Percent responding are active duty members who answered the question.

23. Below is a list of problems that people sometimes have in response to stressful experiences. Please indicate how much you have been bothered by the following in the past month.

a. Having repeated, disturbing memories, thoughts, or images of a stressful experience?

	Percent Responding		Percentages					Max ME	Average Amount		
			1	2	3	4	5				
Army Enlisted	99	±1	51	26	11	9	3	±3	1.9	±0.1	
E1 – E4	99	±1	51	24	13	9	3	±4	1.9	±0.1	
Army Officers	100	±1	60	25	9	5	2	±4	1.6	±0.1	
Navy Enlisted	100	±1	50	26	12	9	3	±3	1.9	±0.1	
E1 – E4	100	±1	50	26	12	9	3	±4	1.9	±0.1	
Navy Officers	100	±1	61	25	8	4	1	±4	1.6	±0.1	
Marine Corps Enlisted	100	±1	47	23	16	10	4	±2	2.0	±0.1	
E1 – E4	100	±1	46	23	17	10	4	±3	2.0	±0.1	
Marine Corps Officers	100	±1	57	24	10	7	2	±4	1.7	±0.1	
Air Force Enlisted	99	±1	69	18	7	5	2	±3	1.5	±0.1	
E1 – E4	99	±1	69	17	8	5	1	±4	1.5	±0.1	
Air Force Officers	99	±1	72	19	5	3	1	±4	1.4	±0.1	
MALES	100	±1	63	21	10	5	2	±2	1.6	±0.1	
Army	100	±1	58	24	11	5	2	±3	1.7	±0.1	
Navy	99	±1	59	22	12	6	2	±4	1.7	±0.1	
Marine Corps	99	±1	58	22	13	5	2	±2	1.7	±0.1	
Air Force	99	±1	78	16	4	2	0	±3	1.3	±0.1	
Enlisted	100	±1	61	21	11	5	2	±2	1.7	±0.1	
E1 – E4	100	±1	62	20	11	5	2	±3	1.6	±0.1	
E5 – E9	100	±1	60	23	10	5	2	±2	1.7	±0.1	
Officers	99	±1	70	22	5	3	0	±3	1.4	±0.1	
O1 – O3	99	±1	73	20	4	2	1	±4	1.4	±0.1	
O4 – O6	99	±1	69	22	6	3	0	±4	1.4	±0.1	
Experienced USC	98	±4	39	22	17	11	12	±16	2.3	±0.5	
Not Experienced USC	100	±1	63	21	10	5	2	±2	1.6	±0.1	
Experienced SH	100	±1	33	31	17	13	6	±9	2.3	±0.3	
Not Experienced SH	100	±1	64	21	9	4	1	±2	1.6	±0.1	
Deployed Past 12 Months	100	±1	57	25	10	6	2	±3	1.7	±0.1	
Not Deployed Past 12 Months	100	±1	65	19	10	4	1	±2	1.6	±0.1	
Army Enlisted	100	±1	56	24	12	6	2	±4	1.8	±0.1	
E1 – E4	100	±0	60	21	12	5	2	±5	1.7	±0.1	
Army Officers	99	±1	67	24	6	3	0	±5	1.5	±0.1	
Navy Enlisted	100	±1	56	22	13	6	2	±4	1.8	±0.1	
E1 – E4	100	±1	56	21	16	6	2	±7	1.8	±0.2	
Navy Officers	99	±1	70	22	4	2	1	±5	1.4	±0.1	
Marine Corps Enlisted	99	±1	57	22	13	6	2	±2	1.7	±0.1	
E1 – E4	99	±1	58	21	13	5	2	±3	1.7	±0.1	
Marine Corps Officers	99	±1	63	24	9	3	1	±3	1.5	±0.1	
Air Force Enlisted	99	±1	78	15	4	3	1	±3	1.3	±0.1	
E1 – E4	99	±1	77	16	4	3	1	±5	1.3	±0.1	
Air Force Officers	99	±1	78	18	2	2	0	±5	1.3	±0.1	

Note. Percent responding are active duty members who answered the question.

23. Below is a list of problems that people sometimes have in response to stressful experiences. Please indicate how much you have been bothered by the following in the past month.

b. Having repeated, disturbing dreams of a stressful experience?

- 1. Not at all
- 2. A little bit
- 3. Moderately
- 4. Quite a bit
- 5. Extremely

	Percent Responding		Percentages					Max ME	Average Amount		
			1	2	3	4	5				
TOTAL	99	±1	69	17	9	4	2	±2	1.5	±0.1	
Army	99	±1	65	19	10	5	2	±3	1.6	±0.1	
Navy	99	±1	66	18	10	4	2	±3	1.6	±0.1	
Marine Corps	99	±1	64	18	11	4	2	±2	1.6	±0.1	
Air Force	99	±1	81	12	4	2	1	±2	1.3	±0.1	
Enlisted	99	±1	68	17	9	4	2	±2	1.6	±0.1	
E1 – E4	99	±1	68	15	10	4	2	±3	1.6	±0.1	
E1 – E3	99	±1	71	14	10	4	2	±3	1.5	±0.1	
E4	100	±1	65	17	11	5	2	±3	1.6	±0.1	
E5 – E9	99	±1	67	18	9	4	2	±2	1.6	±0.1	
E5 – E6	99	±1	67	18	9	5	2	±2	1.6	±0.1	
E7 – E9	99	±1	68	19	8	3	1	±3	1.5	±0.1	
Officers	99	±1	75	17	4	2	1	±3	1.4	±0.1	
O1 – O3	99	±1	76	16	4	2	1	±3	1.3	±0.1	
O4 – O6	99	±1	76	17	4	3	0	±4	1.3	±0.1	
Deployed Past 12 Months	99	±1	64	20	9	6	2	±3	1.6	±0.1	
Not Deployed Past 12 Months	99	±1	71	16	8	3	1	±2	1.5	±0.1	
Non-Hispanic White	99	±1	71	16	8	4	1	±2	1.5	±0.1	
Total Minority	99	±1	66	18	9	5	2	±2	1.6	±0.1	
Non-Hispanic Black	99	±1	68	17	9	4	1	±4	1.5	±0.1	
Hispanic	99	±1	67	17	9	4	3	±4	1.6	±0.1	
Experienced USC	99	±2	39	20	19	10	12	±9	2.4	±0.3	
Not Experienced USC	99	±1	70	17	8	4	1	±2	1.5	±0.1	
Experienced SH	99	±1	45	24	13	12	6	±5	2.1	±0.2	
Not Experienced SH	99	±1	71	16	8	3	1	±2	1.5	±0.1	
FEMALES	99	±1	65	18	8	6	2	±2	1.6	±0.1	
Army	99	±1	62	21	9	6	3	±3	1.7	±0.1	
Navy	99	±1	61	20	10	7	3	±3	1.7	±0.1	
Marine Corps	99	±1	56	18	14	8	3	±2	1.8	±0.1	
Air Force	99	±1	76	15	5	3	2	±2	1.4	±0.1	
Enlisted	99	±1	64	18	9	6	3	±2	1.6	±0.1	
E1 – E4	99	±1	63	18	9	7	3	±2	1.7	±0.1	
E5 – E9	99	±1	66	19	8	6	2	±2	1.6	±0.1	
Officers	99	±1	72	19	5	3	1	±2	1.4	±0.1	
O1 – O3	99	±1	73	17	5	4	1	±3	1.4	±0.1	
O4 – O6	98	±1	71	21	5	2	1	±4	1.4	±0.1	
Experienced USC	100	±1	36	21	15	16	12	±5	2.5	±0.2	
Not Experienced USC	99	±1	67	18	8	5	2	±2	1.6	±0.1	
Experienced SH	99	±1	47	23	12	11	6	±3	2.1	±0.1	
Not Experienced SH	99	±1	71	17	7	4	1	±2	1.5	±0.1	
Deployed Past 12 Months	99	±1	60	21	10	7	3	±3	1.7	±0.1	
Not Deployed Past 12 Months	99	±1	67	18	8	5	2	±2	1.6	±0.1	

Note. Percent responding are active duty members who answered the question.

23. Below is a list of problems that people sometimes have in response to stressful experiences. Please indicate how much you have been bothered by the following in the past month.

b. Having repeated, disturbing dreams of a stressful experience?

	Percent Responding		Percentages					Max ME	Average Amount		
			1	2	3	4	5				
Army Enlisted	99	±1	60	21	9	7	3	±3	1.7	±0.1	■
E1 – E4	99	±1	60	21	10	7	3	±4	1.7	±0.1	■
Army Officers	99	±1	69	20	6	4	2	±4	1.5	±0.1	■
Navy Enlisted	99	±1	59	20	11	8	3	±3	1.8	±0.1	■
E1 – E4	100	±1	59	19	10	8	3	±4	1.8	±0.1	■
Navy Officers	99	±1	69	21	6	3	1	±4	1.5	±0.1	■
Marine Corps Enlisted	99	±1	55	19	15	8	4	±2	1.9	±0.1	■
E1 – E4	99	±1	53	18	17	8	4	±3	1.9	±0.1	■
Marine Corps Officers	98	±1	69	18	7	6	1	±4	1.5	±0.1	■
Air Force Enlisted	99	±1	75	14	5	4	2	±2	1.4	±0.1	■
E1 – E4	99	±1	74	14	5	4	2	±4	1.5	±0.1	■
Air Force Officers	99	±1	78	15	3	2	1	±3	1.3	±0.1	■
MALES	99	±1	70	17	9	4	1	±2	1.5	±0.1	■
Army	99	±1	65	18	10	5	2	±3	1.6	±0.1	■
Navy	99	±1	67	17	10	4	1	±4	1.6	±0.1	■
Marine Corps	99	±1	65	18	11	4	2	±2	1.6	±0.1	■
Air Force	99	±1	83	12	3	2	1	±3	1.3	±0.1	■
Enlisted	99	±1	68	16	9	4	2	±2	1.5	±0.1	■
E1 – E4	99	±1	69	15	10	4	2	±3	1.5	±0.1	■
E5 – E9	99	±1	67	18	9	4	2	±2	1.5	±0.1	■
Officers	99	±1	76	17	4	2	1	±3	1.3	±0.1	■
O1 – O3	99	±1	77	16	4	2	1	±4	1.3	±0.1	■
O4 – O6	99	±1	77	16	4	3	0	±4	1.3	±0.1	■
Experienced USC	98	±4	42	19	22	5	12	±15	2.3	±0.4	■
Not Experienced USC	99	±1	70	17	8	4	1	±2	1.5	±0.1	■
Experienced SH	98	±2	43	25	13	13	6	±9	2.1	±0.3	■
Not Experienced SH	99	±1	71	16	8	3	1	±2	1.5	±0.1	■
Deployed Past 12 Months	99	±1	65	19	8	5	2	±3	1.6	±0.1	■
Not Deployed Past 12 Months	99	±1	72	15	9	3	1	±2	1.5	±0.1	■
Army Enlisted	99	±1	64	18	11	5	2	±3	1.6	±0.1	■
E1 – E4	99	±1	67	15	11	5	2	±5	1.6	±0.1	■
Army Officers	99	±1	73	19	4	3	1	±5	1.4	±0.1	■
Navy Enlisted	99	±1	65	18	11	4	2	±4	1.6	±0.1	■
E1 – E4	99	±1	65	16	12	4	2	±7	1.6	±0.2	■
Navy Officers	99	±2	78	16	4	1	1	±5	1.3	±0.1	■
Marine Corps Enlisted	99	±1	64	18	12	4	2	±2	1.6	±0.1	■
E1 – E4	99	±1	65	17	12	4	2	±3	1.6	±0.1	■
Marine Corps Officers	98	±1	72	19	6	2	0	±3	1.4	±0.1	■
Air Force Enlisted	99	±1	83	11	3	2	1	±3	1.3	±0.1	■
E1 – E4	99	±1	83	10	4	2	1	±4	1.3	±0.1	■
Air Force Officers	99	±1	81	14	3	2	0	±5	1.3	±0.1	■

Note. Percent responding are active duty members who answered the question.

23. Below is a list of problems that people sometimes have in response to stressful experiences. Please indicate how much you have been bothered by the following in the past month.

c. Suddenly acting or feeling as if a stressful experience were happening again (as if you were reliving it)?

- 1. Not at all
- 2. A little bit
- 3. Moderately
- 4. Quite a bit
- 5. Extremely

	Percent Responding		Percentages					Max ME	Average Amount		
			1	2	3	4	5				
TOTAL	99	±1	73	15	8	3	1	±2	1.5	±0.1	
Army	99	±1	70	16	9	4	2	±3	1.5	±0.1	
Navy	99	±1	68	17	9	4	2	±3	1.5	±0.1	
Marine Corps	99	±1	68	16	11	4	2	±2	1.6	±0.1	
Air Force	99	±1	85	10	3	1	0	±2	1.2	±0.1	
Enlisted	99	±1	71	15	9	4	2	±2	1.5	±0.1	
E1 – E4	99	±1	70	15	9	4	2	±3	1.5	±0.1	
E1 – E3	99	±1	73	14	9	3	2	±3	1.5	±0.1	
E4	99	±1	68	16	10	5	2	±3	1.6	±0.1	
E5 – E9	99	±1	71	16	8	3	1	±2	1.5	±0.1	
E5 – E6	99	±1	71	16	8	4	1	±2	1.5	±0.1	
E7 – E9	99	±1	72	16	8	3	1	±3	1.4	±0.1	
Officers	99	±1	83	12	3	2	0	±2	1.2	±0.1	
O1 – O3	99	±1	83	12	3	2	0	±3	1.2	±0.1	
O4 – O6	99	±1	82	14	2	2	0	±3	1.2	±0.1	
Deployed Past 12 Months	99	±1	68	17	9	4	2	±3	1.5	±0.1	
Not Deployed Past 12 Months	99	±1	75	14	7	3	1	±2	1.4	±0.1	
Non-Hispanic White	99	±1	75	14	7	3	1	±2	1.4	±0.1	
Total Minority	99	±1	69	16	8	4	2	±2	1.5	±0.1	
Non-Hispanic Black	98	±1	70	16	8	3	2	±4	1.5	±0.1	
Hispanic	99	±1	71	15	9	4	2	±4	1.5	±0.1	
Experienced USC	99	±2	39	24	11	14	12	±9	2.4	±0.3	
Not Experienced USC	99	±1	73	15	8	3	1	±2	1.4	±0.1	
Experienced SH	99	±2	48	24	12	10	6	±5	2.0	±0.2	
Not Experienced SH	99	±1	74	14	7	3	1	±2	1.4	±0.1	
FEMALES	99	±1	70	16	7	4	2	±2	1.5	±0.1	
Army	99	±1	66	18	8	5	2	±2	1.6	±0.1	
Navy	99	±1	65	18	9	6	2	±3	1.6	±0.1	
Marine Corps	99	±1	60	19	13	6	2	±2	1.7	±0.1	
Air Force	99	±1	82	11	4	2	1	±2	1.3	±0.1	
Enlisted	99	±1	68	17	8	5	2	±2	1.6	±0.1	
E1 – E4	99	±1	66	17	10	5	2	±2	1.6	±0.1	
E5 – E9	99	±1	70	17	7	5	2	±2	1.5	±0.1	
Officers	99	±1	81	12	4	2	1	±2	1.3	±0.1	
O1 – O3	99	±1	82	12	4	2	1	±3	1.3	±0.1	
O4 – O6	99	±1	83	11	3	3	0	±3	1.3	±0.1	
Experienced USC	99	±1	40	22	15	12	11	±5	2.3	±0.2	
Not Experienced USC	99	±1	72	16	7	4	1	±2	1.5	±0.1	
Experienced SH	99	±1	52	21	12	9	6	±3	2.0	±0.1	
Not Experienced SH	99	±1	76	15	6	3	1	±2	1.4	±0.1	
Deployed Past 12 Months	99	±1	65	18	9	6	3	±3	1.6	±0.1	
Not Deployed Past 12 Months	99	±1	72	15	7	4	2	±2	1.5	±0.1	

Note. Percent responding are active duty members who answered the question.

23. Below is a list of problems that people sometimes have in response to stressful experiences. Please indicate how much you have been bothered by the following in the past month.

c. Suddenly acting or feeling as if a stressful experience were happening again (as if you were reliving it)?

	Percent Responding		Percentages					Max ME	Average Amount		
			1	2	3	4	5				
Army Enlisted	99	±1	63	20	9	6	3	±3	1.6	±0.1	■
E1 – E4	99	±1	63	19	10	5	2	±4	1.6	±0.1	■
Army Officers	99	±1	78	14	6	2	1	±4	1.4	±0.1	■
Navy Enlisted	99	±1	62	19	10	6	2	±3	1.7	±0.1	■
E1 – E4	99	±1	62	19	10	6	2	±4	1.7	±0.1	■
Navy Officers	99	±1	79	14	3	3	1	±3	1.3	±0.1	■
Marine Corps Enlisted	99	±1	58	19	14	6	3	±2	1.8	±0.1	■
E1 – E4	98	±1	56	19	16	6	3	±3	1.8	±0.1	■
Marine Corps Officers	99	±1	77	13	5	4	1	±4	1.4	±0.1	■
Air Force Enlisted	99	±1	80	12	4	2	1	±2	1.3	±0.1	■
E1 – E4	99	±1	79	12	5	2	2	±3	1.4	±0.1	■
Air Force Officers	99	±1	88	8	2	2	0	±3	1.2	±0.1	■
MALES	99	±1	73	15	8	3	1	±2	1.5	±0.1	■
Army	99	±1	71	15	9	4	2	±3	1.5	±0.1	■
Navy	99	±1	68	17	9	4	2	±4	1.5	±0.1	■
Marine Corps	99	±1	68	16	11	4	1	±2	1.5	±0.1	■
Air Force	99	±1	85	10	3	1	0	±2	1.2	±0.1	■
Enlisted	99	±1	71	15	9	3	2	±2	1.5	±0.1	■
E1 – E4	99	±1	71	14	9	3	2	±3	1.5	±0.1	■
E5 – E9	99	±1	71	16	8	3	1	±2	1.5	±0.1	■
Officers	99	±1	83	12	3	2	0	±3	1.2	±0.1	■
O1 – O3	99	±1	83	12	3	2	0	±3	1.2	±0.1	■
O4 – O6	99	±1	82	14	2	2	0	±4	1.2	±0.1	■
Experienced USC	98	±4	37	26	8	15	13	±16	2.4	±0.5	■
Not Experienced USC	99	±1	73	15	8	3	1	±2	1.4	±0.1	■
Experienced SH	98	±3	45	26	12	11	6	±9	2.1	±0.3	■
Not Experienced SH	99	±1	74	14	8	3	1	±2	1.4	±0.1	■
Deployed Past 12 Months	99	±1	69	17	9	3	2	±3	1.5	±0.1	■
Not Deployed Past 12 Months	99	±1	75	13	7	3	1	±2	1.4	±0.1	■
Army Enlisted	99	±1	68	16	10	4	2	±3	1.6	±0.1	■
E1 – E4	99	±1	69	14	10	4	2	±5	1.6	±0.1	■
Army Officers	100	±1	83	11	4	2	0	±5	1.3	±0.1	■
Navy Enlisted	99	±1	66	18	11	4	2	±4	1.6	±0.1	■
E1 – E4	99	±2	65	17	12	4	3	±7	1.6	±0.2	■
Navy Officers	99	±1	82	13	2	2	0	±4	1.2	±0.1	■
Marine Corps Enlisted	99	±1	67	16	11	4	2	±2	1.6	±0.1	■
E1 – E4	99	±1	67	16	12	4	1	±3	1.6	±0.1	■
Marine Corps Officers	99	±1	79	15	5	1	1	±3	1.3	±0.1	■
Air Force Enlisted	99	±1	85	9	4	1	0	±3	1.2	±0.1	■
E1 – E4	99	±1	85	9	4	0	1	±4	1.2	±0.1	■
Air Force Officers	99	±1	85	13	1	1	0	±5	1.2	±0.1	■

Note. Percent responding are active duty members who answered the question.

23. Below is a list of problems that people sometimes have in response to stressful experiences. Please indicate how much you have been bothered by the following in the past month.

d. Feeling very upset when something reminded you of a stressful experience?

- 1. Not at all
- 2. A little bit
- 3. Moderately
- 4. Quite a bit
- 5. Extremely

	Percent Responding		Percentages					Max ME	Average Amount		
			1	2	3	4	5				
TOTAL	99	±1	63	20	10	4	2	±2	1.6	±0.1	
Army	98	±1	60	22	11	5	3	±3	1.7	±0.1	
Navy	99	±1	59	22	11	6	2	±3	1.7	±0.1	
Marine Corps	99	±1	59	21	12	5	3	±2	1.7	±0.1	
Air Force	99	±1	76	17	5	2	1	±2	1.3	±0.1	
Enlisted	99	±1	61	21	11	5	2	±2	1.7	±0.1	
E1 – E4	99	±1	61	20	11	5	3	±3	1.7	±0.1	
E1 – E3	98	±1	62	20	12	3	3	±4	1.6	±0.1	
E4	99	±1	59	20	11	7	3	±4	1.7	±0.1	
E5 – E9	99	±1	62	22	10	5	2	±2	1.6	±0.1	
E5 – E6	99	±1	60	22	10	5	2	±2	1.7	±0.1	
E7 – E9	99	±1	65	20	8	4	2	±3	1.6	±0.1	
Officers	99	±1	74	19	5	2	1	±3	1.4	±0.1	
O1 – O3	99	±1	75	17	4	2	1	±3	1.4	±0.1	
O4 – O6	99	±1	74	20	4	2	0	±4	1.3	±0.1	
Deployed Past 12 Months	99	±1	58	23	11	5	2	±3	1.7	±0.1	
Not Deployed Past 12 Months	99	±1	66	19	9	4	2	±2	1.6	±0.1	
Non-Hispanic White	99	±1	66	19	9	4	2	±2	1.6	±0.1	
Total Minority	99	±1	59	23	11	5	3	±2	1.7	±0.1	
Non-Hispanic Black	98	±1	61	22	10	5	2	±4	1.7	±0.1	
Hispanic	99	±1	60	22	11	5	2	±4	1.7	±0.1	
Experienced USC	97	±4	31	26	15	14	14	±9	2.5	±0.3	
Not Experienced USC	99	±1	64	20	10	4	2	±2	1.6	±0.1	
Experienced SH	99	±1	35	29	15	14	7	±5	2.3	±0.2	
Not Experienced SH	99	±1	65	20	9	4	2	±2	1.6	±0.1	
FEMALES	99	±1	57	24	10	6	3	±2	1.7	±0.1	
Army	99	±1	53	25	11	7	4	±3	1.8	±0.1	
Navy	99	±1	51	27	11	8	3	±3	1.8	±0.1	
Marine Corps	99	±1	46	26	15	9	4	±2	2.0	±0.1	
Air Force	99	±1	69	19	6	4	2	±2	1.5	±0.1	
Enlisted	99	±1	55	24	11	7	3	±2	1.8	±0.1	
E1 – E4	99	±1	53	24	12	7	4	±2	1.8	±0.1	
E5 – E9	99	±1	57	24	9	7	3	±2	1.7	±0.1	
Officers	99	±1	67	22	6	3	1	±2	1.5	±0.1	
O1 – O3	99	±1	67	22	6	3	1	±3	1.5	±0.1	
O4 – O6	98	±1	70	21	5	3	1	±4	1.4	±0.1	
Experienced USC	99	±2	27	27	16	17	14	±5	2.6	±0.2	
Not Experienced USC	99	±1	59	24	9	6	2	±2	1.7	±0.1	
Experienced SH	99	±1	37	29	14	13	8	±3	2.3	±0.1	
Not Experienced SH	99	±1	63	22	9	4	2	±2	1.6	±0.1	
Deployed Past 12 Months	99	±1	52	25	12	7	4	±3	1.9	±0.1	
Not Deployed Past 12 Months	99	±1	59	23	9	6	3	±2	1.7	±0.1	

Note. Percent responding are active duty members who answered the question.

23. Below is a list of problems that people sometimes have in response to stressful experiences. Please indicate how much you have been bothered by the following in the past month.

d. Feeling very upset when something reminded you of a stressful experience?

	Percent Responding		Percentages					Max ME	Average Amount		
			1	2	3	4	5				
Army Enlisted	99	±1	50	25	12	8	4	±3	1.9	±0.1	
E1 – E4	98	±1	51	24	13	7	4	±4	1.9	±0.1	
Army Officers	99	±1	63	25	8	4	1	±4	1.6	±0.1	
Navy Enlisted	99	±1	49	27	12	9	4	±3	1.9	±0.1	
E1 – E4	98	±1	49	27	12	8	4	±4	1.9	±0.1	
Navy Officers	99	±1	64	26	6	3	1	±4	1.5	±0.1	
Marine Corps Enlisted	99	±1	44	26	16	9	5	±2	2.0	±0.1	
E1 – E4	99	±1	43	24	18	10	5	±3	2.1	±0.1	
Marine Corps Officers	98	±1	58	28	10	3	2	±4	1.6	±0.1	
Air Force Enlisted	99	±1	67	20	7	4	2	±3	1.5	±0.1	
E1 – E4	99	±1	65	21	7	5	2	±4	1.6	±0.1	
Air Force Officers	99	±1	77	16	4	3	1	±4	1.3	±0.1	
MALES	99	±1	64	20	10	4	2	±2	1.6	±0.1	
Army	98	±1	61	21	11	5	3	±3	1.7	±0.1	
Navy	99	±1	60	21	11	5	2	±4	1.7	±0.1	
Marine Corps	99	±1	60	21	12	5	2	±2	1.7	±0.1	
Air Force	99	±1	78	16	5	1	0	±3	1.3	±0.1	
Enlisted	99	±1	62	20	11	5	2	±2	1.6	±0.1	
E1 – E4	99	±1	62	19	11	4	3	±3	1.7	±0.1	
E5 – E9	99	±1	62	21	10	5	2	±2	1.6	±0.1	
Officers	99	±1	75	18	4	2	0	±3	1.3	±0.1	
O1 – O3	99	±2	77	16	4	2	1	±4	1.3	±0.1	
O4 – O6	99	±1	75	19	4	2	0	±4	1.3	±0.1	
Experienced USC	94	±7	34	25	15	12	14	±16	2.5	±0.5	
Not Experienced USC	99	±1	65	20	10	4	2	±2	1.6	±0.1	
Experienced SH	99	±2	34	29	16	14	6	±9	2.3	±0.3	
Not Experienced SH	99	±1	66	19	9	4	2	±2	1.6	±0.1	
Deployed Past 12 Months	99	±1	59	23	11	4	2	±3	1.7	±0.1	
Not Deployed Past 12 Months	99	±1	67	19	9	4	2	±2	1.5	±0.1	
Army Enlisted	99	±1	59	21	12	5	3	±4	1.7	±0.1	
E1 – E4	99	±2	61	18	12	5	4	±5	1.7	±0.2	
Army Officers	98	±2	71	21	5	3	1	±5	1.4	±0.1	
Navy Enlisted	99	±1	57	22	13	6	2	±4	1.7	±0.1	
E1 – E4	98	±2	56	22	14	5	3	±7	1.8	±0.2	
Navy Officers	99	±1	79	16	3	2	0	±5	1.3	±0.1	
Marine Corps Enlisted	99	±1	58	21	13	5	3	±2	1.7	±0.1	
E1 – E4	99	±1	59	20	13	5	3	±3	1.7	±0.1	
Marine Corps Officers	99	±1	72	20	6	2	1	±3	1.4	±0.1	
Air Force Enlisted	99	±1	77	16	5	2	0	±3	1.3	±0.1	
E1 – E4	99	±1	75	18	5	1	0	±5	1.3	±0.1	
Air Force Officers	99	±1	81	15	4	0	0	±5	1.2	±0.1	

Note. Percent responding are active duty members who answered the question.

23. Below is a list of problems that people sometimes have in response to stressful experiences. Please indicate how much you have been bothered by the following in the past month.
e. Having physical reactions (e.g., heart pounding, trouble breathing, or sweating) when something reminded you of a stressful experience?

- 1. Not at all
- 2. A little bit
- 3. Moderately
- 4. Quite a bit
- 5. Extremely

	Percent Responding		Percentages					Max ME	Average Amount		
			1	2	3	4	5				
TOTAL	99	±1	70	16	8	4	2	±2	1.5	±0.1	
Army	99	±1	66	17	9	5	2	±3	1.6	±0.1	
Navy	99	±1	69	17	9	3	2	±3	1.5	±0.1	
Marine Corps	98	±1	68	16	10	4	2	±2	1.6	±0.1	
Air Force	99	±1	81	13	3	2	1	±2	1.3	±0.1	
Enlisted	99	±1	69	16	9	4	2	±2	1.5	±0.1	
E1 – E4	99	±1	70	14	9	4	2	±3	1.5	±0.1	
E1 – E3	99	±1	74	13	8	2	2	±3	1.5	±0.1	
E4	99	±1	66	16	9	6	2	±3	1.6	±0.1	
E5 – E9	99	±1	68	18	9	4	2	±2	1.6	±0.1	
E5 – E6	99	±1	67	18	9	4	2	±2	1.6	±0.1	
E7 – E9	99	±1	69	17	9	4	2	±3	1.5	±0.1	
Officers	99	±1	78	16	4	2	1	±3	1.3	±0.1	
O1 – O3	99	±1	79	15	3	1	1	±3	1.3	±0.1	
O4 – O6	99	±1	77	17	4	1	0	±4	1.3	±0.1	
Deployed Past 12 Months	99	±1	66	18	9	5	2	±3	1.6	±0.1	
Not Deployed Past 12 Months	99	±1	73	15	8	3	2	±2	1.5	±0.1	
Non-Hispanic White	99	±1	72	16	8	3	2	±2	1.5	±0.1	
Total Minority	98	±1	69	17	8	4	2	±2	1.5	±0.1	
Non-Hispanic Black	98	±1	69	17	8	4	2	±4	1.5	±0.1	
Hispanic	99	±1	70	15	8	4	3	±3	1.5	±0.1	
Experienced USC	99	±2	43	17	10	15	16	±9	2.4	±0.3	
Not Experienced USC	99	±1	71	16	8	4	2	±2	1.5	±0.1	
Experienced SH	100	±1	46	22	13	12	7	±5	2.1	±0.2	
Not Experienced SH	99	±1	72	16	8	3	1	±2	1.5	±0.1	
FEMALES	98	±1	67	18	7	5	3	±2	1.6	±0.1	
Army	98	±1	62	20	8	7	4	±3	1.7	±0.1	
Navy	99	±1	64	19	8	6	3	±3	1.7	±0.1	
Marine Corps	99	±1	59	18	12	7	4	±2	1.8	±0.1	
Air Force	98	±1	76	14	5	3	2	±2	1.4	±0.1	
Enlisted	98	±1	65	18	8	6	3	±2	1.7	±0.1	
E1 – E4	98	±1	65	17	8	7	4	±2	1.7	±0.1	
E5 – E9	99	±1	65	18	8	5	3	±2	1.6	±0.1	
Officers	99	±1	75	16	5	3	1	±2	1.4	±0.1	
O1 – O3	99	±1	76	16	5	3	1	±3	1.4	±0.1	
O4 – O6	98	±1	75	17	5	2	1	±4	1.4	±0.1	
Experienced USC	100	±1	36	21	12	17	13	±5	2.5	±0.2	
Not Experienced USC	98	±1	69	17	7	5	2	±2	1.5	±0.1	
Experienced SH	99	±1	47	22	11	11	8	±3	2.1	±0.1	
Not Experienced SH	98	±1	73	16	6	4	1	±2	1.5	±0.1	
Deployed Past 12 Months	99	±1	61	19	9	7	4	±3	1.7	±0.1	
Not Deployed Past 12 Months	98	±1	68	17	7	5	3	±2	1.6	±0.1	

Note. Percent responding are active duty members who answered the question.

23. Below is a list of problems that people sometimes have in response to stressful experiences. Please indicate how much you have been bothered by the following in the past month.

e. Having physical reactions (e.g., heart pounding, trouble breathing, or sweating) when something reminded you of a stressful experience?

	Percent Responding		Percentages					Max ME	Average Amount		
			1	2	3	4	5				
Army Enlisted	98	±1	60	20	9	8	4	±3	1.8	±0.1	
E1 – E4	98	±2	60	19	9	8	4	±4	1.8	±0.1	
Army Officers	99	±1	70	19	6	3	2	±4	1.5	±0.1	
Navy Enlisted	99	±1	62	19	9	7	3	±3	1.7	±0.1	
E1 – E4	99	±1	64	18	7	7	4	±4	1.7	±0.1	
Navy Officers	99	±1	73	18	5	3	1	±4	1.4	±0.1	
Marine Corps Enlisted	99	±1	58	18	13	7	4	±2	1.8	±0.1	
E1 – E4	99	±1	57	17	14	8	4	±3	1.8	±0.1	
Marine Corps Officers	98	±1	70	19	6	4	1	±4	1.5	±0.1	
Air Force Enlisted	98	±1	75	15	5	3	2	±2	1.4	±0.1	
E1 – E4	98	±1	75	14	4	4	3	±4	1.4	±0.1	
Air Force Officers	98	±1	82	11	4	3	0	±3	1.3	±0.1	
MALES	99	±1	71	16	8	3	2	±2	1.5	±0.1	
Army	99	±1	67	17	9	5	2	±3	1.6	±0.1	
Navy	99	±1	70	16	10	3	2	±4	1.5	±0.1	
Marine Corps	98	±1	68	16	10	4	2	±2	1.6	±0.1	
Air Force	99	±1	82	13	3	1	0	±3	1.2	±0.1	
Enlisted	99	±1	70	16	9	4	2	±2	1.5	±0.1	
E1 – E4	99	±1	71	14	9	4	2	±3	1.5	±0.1	
E5 – E9	99	±1	68	17	9	4	2	±2	1.5	±0.1	
Officers	99	±1	78	16	4	1	1	±3	1.3	±0.1	
O1 – O3	99	±1	80	15	3	1	1	±4	1.3	±0.1	
O4 – O6	99	±1	78	17	4	1	0	±4	1.3	±0.1	
Experienced USC	98	±4	48	13	8	12	18	±15	2.4	±0.5	
Not Experienced USC	99	±1	71	16	8	3	1	±2	1.5	±0.1	
Experienced SH	100	±1	44	22	15	12	7	±9	2.2	±0.3	
Not Experienced SH	99	±1	72	15	8	3	1	±2	1.5	±0.1	
Deployed Past 12 Months	99	±1	67	18	9	5	2	±3	1.6	±0.1	
Not Deployed Past 12 Months	99	±1	73	15	8	3	1	±2	1.4	±0.1	
Army Enlisted	99	±1	65	17	10	6	2	±3	1.6	±0.1	
E1 – E4	99	±1	68	14	9	6	2	±5	1.6	±0.1	
Army Officers	99	±1	74	19	4	2	1	±5	1.4	±0.1	
Navy Enlisted	99	±1	67	17	11	3	2	±4	1.6	±0.1	
E1 – E4	99	±1	69	14	12	2	3	±6	1.5	±0.2	
Navy Officers	98	±2	82	13	4	1	1	±4	1.3	±0.1	
Marine Corps Enlisted	98	±1	67	15	11	4	2	±2	1.6	±0.1	
E1 – E4	98	±1	68	15	11	4	2	±3	1.6	±0.1	
Marine Corps Officers	98	±1	76	17	5	1	0	±3	1.3	±0.1	
Air Force Enlisted	99	±1	82	13	3	1	0	±3	1.2	±0.1	
E1 – E4	99	±1	84	11	4	1	0	±5	1.2	±0.1	
Air Force Officers	99	±2	82	15	2	1	0	±5	1.2	±0.1	

Note. Percent responding are active duty members who answered the question.

23. Below is a list of problems that people sometimes have in response to stressful experiences. Please indicate how much you have been bothered by the following in the past month.

f. Avoiding thoughts about or talking about a stressful experience or avoiding having feelings related to it?

- 1. Not at all
- 2. A little bit
- 3. Moderately

- 4. Quite a bit
- 5. Extremely

	Percent Responding		Percentages					Max ME	Average Amount		
			1	2	3	4	5				
TOTAL	99	±1	62	21	10	5	2	±2	1.7	±0.1	
Army	100	±1	58	22	11	6	3	±3	1.7	±0.1	
Navy	99	±1	56	24	11	6	2	±3	1.7	±0.1	
Marine Corps	99	±1	59	19	12	7	3	±2	1.8	±0.1	
Air Force	99	±1	74	17	5	3	1	±2	1.4	±0.1	
Enlisted	100	±1	60	21	11	6	3	±2	1.7	±0.1	
E1 – E4	100	±1	58	21	12	6	3	±3	1.8	±0.1	
E1 – E3	99	±1	60	19	12	6	3	±4	1.7	±0.1	
E4	100	±1	55	23	12	7	3	±4	1.8	±0.1	
E5 – E9	100	±1	62	21	10	6	2	±2	1.7	±0.1	
E5 – E6	99	±1	61	21	10	6	2	±2	1.7	±0.1	
E7 – E9	100	±1	64	21	9	4	2	±3	1.6	±0.1	
Officers	99	±1	71	20	5	2	1	±3	1.4	±0.1	
O1 – O3	99	±1	73	19	5	3	1	±3	1.4	±0.1	
O4 – O6	99	±1	71	21	5	2	1	±4	1.4	±0.1	
Deployed Past 12 Months	99	±1	58	22	11	6	2	±3	1.7	±0.1	
Not Deployed Past 12 Months	99	±1	63	20	10	5	2	±2	1.6	±0.1	
Non-Hispanic White	99	±1	63	20	9	5	2	±2	1.6	±0.1	
Total Minority	99	±1	59	21	11	6	3	±2	1.7	±0.1	
Non-Hispanic Black	99	±1	57	22	12	6	2	±4	1.8	±0.1	
Hispanic	99	±1	64	19	8	6	3	±4	1.7	±0.1	
Experienced USC	98	±2	29	27	17	14	13	±9	2.5	±0.3	
Not Experienced USC	99	±1	62	21	10	5	2	±2	1.6	±0.1	
Experienced SH	100	±1	35	30	14	15	6	±5	2.2	±0.2	
Not Experienced SH	99	±1	64	20	10	5	2	±2	1.6	±0.1	
FEMALES	99	±1	56	23	11	7	3	±2	1.8	±0.1	
Army	99	±1	52	25	11	8	4	±3	1.9	±0.1	
Navy	99	±1	50	24	12	9	4	±3	1.9	±0.1	
Marine Corps	100	±1	46	23	15	11	5	±2	2.1	±0.1	
Air Force	99	±1	68	19	7	4	2	±2	1.5	±0.1	
Enlisted	99	±1	54	22	11	8	4	±2	1.9	±0.1	
E1 – E4	99	±1	51	23	12	9	4	±2	1.9	±0.1	
E5 – E9	99	±1	59	21	10	7	3	±2	1.7	±0.1	
Officers	99	±1	64	24	7	4	1	±2	1.5	±0.1	
O1 – O3	100	±1	64	24	7	4	1	±3	1.5	±0.1	
O4 – O6	99	±1	66	23	6	3	1	±4	1.5	±0.1	
Experienced USC	99	±2	28	22	21	17	11	±5	2.6	±0.2	
Not Experienced USC	99	±1	58	23	10	7	3	±2	1.7	±0.1	
Experienced SH	99	±1	36	28	15	14	7	±3	2.3	±0.1	
Not Experienced SH	99	±1	62	21	9	6	2	±2	1.6	±0.1	
Deployed Past 12 Months	99	±1	52	24	11	9	3	±3	1.9	±0.1	
Not Deployed Past 12 Months	99	±1	57	22	10	7	3	±2	1.8	±0.1	

Note. Percent responding are active duty members who answered the question.

23. Below is a list of problems that people sometimes have in response to stressful experiences. Please indicate how much you have been bothered by the following in the past month.

f. Avoiding thoughts about or talking about a stressful experience or avoiding having feelings related to it?

	Percent Responding		Percentages					Max ME	Average Amount		
			1	2	3	4	5				
Army Enlisted	99	±1	50	24	12	9	4	±3	1.9	±0.1	
E1 – E4	99	±1	49	24	12	10	5	±4	2.0	±0.1	
Army Officers	100	±1	61	26	8	4	1	±4	1.6	±0.1	
Navy Enlisted	99	±1	48	24	13	11	5	±3	2.0	±0.1	
E1 – E4	99	±1	46	26	12	11	5	±4	2.0	±0.1	
Navy Officers	99	±1	60	27	8	3	1	±4	1.6	±0.1	
Marine Corps Enlisted	100	±1	44	23	16	11	6	±2	2.1	±0.1	
E1 – E4	100	±1	42	22	18	12	6	±3	2.2	±0.1	
Marine Corps Officers	99	±1	59	24	9	6	2	±4	1.7	±0.1	
Air Force Enlisted	99	±1	67	19	8	5	2	±3	1.6	±0.1	
E1 – E4	100	±1	63	19	11	5	2	±4	1.6	±0.1	
Air Force Officers	100	±1	73	20	4	2	1	±4	1.4	±0.1	
MALES	99	±1	63	20	10	5	2	±2	1.6	±0.1	
Army	100	±1	59	21	11	6	3	±3	1.7	±0.1	
Navy	99	±1	58	24	11	5	2	±4	1.7	±0.1	
Marine Corps	99	±1	60	19	12	7	3	±2	1.7	±0.1	
Air Force	99	±1	76	16	4	3	1	±3	1.4	±0.1	
Enlisted	100	±1	61	21	11	6	2	±2	1.7	±0.1	
E1 – E4	100	±1	59	20	12	6	3	±3	1.7	±0.1	
E5 – E9	100	±1	62	21	10	5	2	±2	1.6	±0.1	
Officers	99	±1	73	20	5	2	1	±3	1.4	±0.1	
O1 – O3	99	±1	75	18	4	2	1	±4	1.4	±0.1	
O4 – O6	99	±1	72	20	5	2	0	±4	1.4	±0.1	
Experienced USC	98	±4	31	30	13	11	15	±16	2.5	±0.5	
Not Experienced USC	99	±1	63	20	10	5	2	±2	1.6	±0.1	
Experienced SH	100	±1	35	33	13	15	5	±9	2.2	±0.2	
Not Experienced SH	99	±1	64	20	10	5	2	±2	1.6	±0.1	
Deployed Past 12 Months	99	±1	59	22	11	6	2	±3	1.7	±0.1	
Not Deployed Past 12 Months	100	±1	65	19	9	5	2	±2	1.6	±0.1	
Army Enlisted	100	±1	57	22	12	6	3	±4	1.8	±0.1	
E1 – E4	100	±1	58	20	13	6	4	±5	1.8	±0.2	
Army Officers	100	±1	71	19	5	3	1	±5	1.4	±0.1	
Navy Enlisted	100	±1	55	24	12	6	3	±4	1.8	±0.1	
E1 – E4	100	±1	53	25	15	5	3	±7	1.8	±0.2	
Navy Officers	99	±1	72	21	5	1	1	±5	1.4	±0.1	
Marine Corps Enlisted	100	±1	58	19	13	7	3	±2	1.8	±0.1	
E1 – E4	99	±1	58	18	13	7	3	±3	1.8	±0.1	
Marine Corps Officers	99	±1	70	19	7	3	1	±3	1.4	±0.1	
Air Force Enlisted	100	±1	75	16	5	3	1	±3	1.4	±0.1	
E1 – E4	99	±1	71	19	6	4	1	±5	1.5	±0.1	
Air Force Officers	99	±2	77	19	2	2	0	±5	1.3	±0.1	

Note. Percent responding are active duty members who answered the question.

23. Below is a list of problems that people sometimes have in response to stressful experiences. Please indicate how much you have been bothered by the following in the past month.

g. Avoiding activities or situations because they remind you of a stressful experience?

1. Not at all 2. A little bit 3. Moderately
 4. Quite a bit 5. Extremely

	Percent Responding		Percentages					Max ME	Average Amount		
			1	2	3	4	5				
TOTAL	99	±1	69	16	9	5	2	±2	1.5	±0.1	
Army	100	±1	66	17	10	6	2	±3	1.6	±0.1	
Navy	99	±1	64	18	11	5	2	±3	1.6	±0.1	
Marine Corps	99	±1	67	15	11	5	2	±2	1.6	±0.1	
Air Force	99	±1	80	12	5	2	1	±2	1.3	±0.1	
Enlisted	99	±1	67	16	10	5	2	±2	1.6	±0.1	
E1 – E4	99	±1	66	15	11	5	2	±3	1.6	±0.1	
E1 – E3	99	±1	68	14	11	5	2	±4	1.6	±0.1	
E4	100	±1	64	17	12	5	2	±4	1.7	±0.1	
E5 – E9	99	±1	68	17	8	5	2	±2	1.6	±0.1	
E5 – E6	99	±1	67	17	9	5	2	±2	1.6	±0.1	
E7 – E9	99	±1	70	16	8	5	1	±3	1.5	±0.1	
Officers	99	±1	79	15	4	2	0	±2	1.3	±0.1	
O1 – O3	99	±1	79	15	4	1	1	±3	1.3	±0.1	
O4 – O6	99	±1	78	15	5	2	0	±4	1.3	±0.1	
Deployed Past 12 Months	99	±1	66	17	10	5	2	±3	1.6	±0.1	
Not Deployed Past 12 Months	99	±1	70	15	8	4	2	±2	1.5	±0.1	
Non-Hispanic White	99	±1	71	15	9	4	1	±2	1.5	±0.1	
Total Minority	99	±1	66	17	10	5	2	±2	1.6	±0.1	
Non-Hispanic Black	99	±1	65	18	10	5	2	±4	1.6	±0.1	
Hispanic	100	±1	69	15	8	5	2	±4	1.6	±0.1	
Experienced USC	99	±2	38	20	16	15	12	±9	2.4	±0.3	
Not Experienced USC	99	±1	69	16	9	4	2	±2	1.5	±0.1	
Experienced SH	100	±1	41	23	17	12	7	±5	2.2	±0.2	
Not Experienced SH	99	±1	71	15	8	4	1	±2	1.5	±0.1	
FEMALES	99	±1	65	17	9	6	3	±2	1.6	±0.1	
Army	99	±1	62	19	10	7	3	±3	1.7	±0.1	
Navy	99	±1	59	19	11	8	3	±3	1.8	±0.1	
Marine Corps	99	±1	56	18	13	9	4	±2	1.9	±0.1	
Air Force	99	±1	76	14	5	4	1	±2	1.4	±0.1	
Enlisted	99	±1	63	17	10	7	3	±2	1.7	±0.1	
E1 – E4	99	±1	61	18	11	7	3	±2	1.7	±0.1	
E5 – E9	99	±1	66	17	8	7	3	±2	1.6	±0.1	
Officers	99	±1	73	18	5	3	1	±2	1.4	±0.1	
O1 – O3	99	±1	73	18	5	3	1	±3	1.4	±0.1	
O4 – O6	99	±1	75	16	5	3	1	±3	1.4	±0.1	
Experienced USC	99	±1	35	22	19	16	9	±5	2.4	±0.2	
Not Experienced USC	99	±1	67	17	8	6	2	±2	1.6	±0.1	
Experienced SH	100	±1	45	23	13	12	7	±3	2.1	±0.1	
Not Experienced SH	99	±1	71	16	8	4	1	±2	1.5	±0.1	
Deployed Past 12 Months	100	±1	60	19	10	8	3	±3	1.8	±0.1	
Not Deployed Past 12 Months	99	±1	67	17	8	6	2	±2	1.6	±0.1	

Note. Percent responding are active duty members who answered the question.

23. Below is a list of problems that people sometimes have in response to stressful experiences. Please indicate how much you have been bothered by the following in the past month.

g. Avoiding activities or situations because they remind you of a stressful experience?

	Percent Responding		Percentages					Max ME	Average Amount		
			1	2	3	4	5				
Army Enlisted	99	±1	59	19	10	8	3	±3	1.8	±0.1	■
E1 – E4	99	±1	59	18	11	8	3	±4	1.8	±0.1	■
Army Officers	100	±1	70	19	7	4	1	±4	1.5	±0.1	■
Navy Enlisted	99	±1	57	19	12	8	4	±3	1.8	±0.1	■
E1 – E4	99	±1	56	19	12	8	4	±4	1.8	±0.1	■
Navy Officers	99	±1	69	21	5	4	1	±4	1.5	±0.1	■
Marine Corps Enlisted	99	±1	54	19	14	9	4	±2	1.9	±0.1	■
E1 – E4	99	±1	52	18	16	10	4	±3	2.0	±0.1	■
Marine Corps Officers	99	±1	71	16	8	4	2	±4	1.5	±0.1	■
Air Force Enlisted	99	±1	75	14	6	4	2	±3	1.4	±0.1	■
E1 – E4	99	±1	72	15	8	4	2	±4	1.5	±0.1	■
Air Force Officers	99	±1	81	14	2	2	0	±3	1.3	±0.1	■
MALES	99	±1	70	16	9	4	2	±2	1.5	±0.1	■
Army	100	±1	66	17	10	5	2	±3	1.6	±0.1	■
Navy	99	±1	65	18	11	4	2	±4	1.6	±0.1	■
Marine Corps	99	±1	68	15	11	4	2	±2	1.6	±0.1	■
Air Force	99	±1	81	12	4	2	1	±3	1.3	±0.1	■
Enlisted	99	±1	68	16	10	5	2	±2	1.6	±0.1	■
E1 – E4	99	±1	67	15	11	5	2	±3	1.6	±0.1	■
E5 – E9	99	±1	68	17	8	5	2	±2	1.5	±0.1	■
Officers	99	±1	80	14	4	2	0	±3	1.3	±0.1	■
O1 – O3	99	±1	81	15	3	1	1	±4	1.3	±0.1	■
O4 – O6	99	±1	78	15	5	2	0	±4	1.3	±0.1	■
Experienced USC	98	±4	40	18	15	13	14	±16	2.4	±0.5	■
Not Experienced USC	99	±1	70	16	9	4	2	±2	1.5	±0.1	■
Experienced SH	100	±1	38	23	21	11	7	±9	2.3	±0.3	■
Not Experienced SH	99	±1	71	15	8	4	1	±2	1.5	±0.1	■
Deployed Past 12 Months	99	±1	66	17	10	5	2	±3	1.6	±0.1	■
Not Deployed Past 12 Months	99	±1	71	15	9	4	2	±2	1.5	±0.1	■
Army Enlisted	100	±1	64	17	11	6	2	±4	1.7	±0.1	■
E1 – E4	100	±1	65	16	11	5	3	±5	1.7	±0.2	■
Army Officers	99	±1	78	15	5	2	0	±5	1.3	±0.1	■
Navy Enlisted	99	±1	62	19	12	5	3	±4	1.7	±0.1	■
E1 – E4	100	±1	62	17	14	4	3	±7	1.7	±0.2	■
Navy Officers	99	±1	79	14	4	1	1	±5	1.3	±0.1	■
Marine Corps Enlisted	99	±1	66	15	12	5	2	±2	1.6	±0.1	■
E1 – E4	99	±1	66	15	12	5	2	±3	1.6	±0.1	■
Marine Corps Officers	99	±1	79	12	6	2	1	±3	1.3	±0.1	■
Air Force Enlisted	99	±1	80	11	5	2	1	±3	1.3	±0.1	■
E1 – E4	99	±1	78	11	7	3	1	±5	1.4	±0.1	■
Air Force Officers	99	±2	83	14	2	1	0	±5	1.2	±0.1	■

Note. Percent responding are active duty members who answered the question.

23. Below is a list of problems that people sometimes have in response to stressful experiences. Please indicate how much you have been bothered by the following in the past month.

h. Trouble remembering important parts of a stressful experience?

1. Not at all
4. Quite a bit

2. A little bit
5. Extremely

3. Moderately

	Percent Responding		Percentages					Max ME	Average Amount		
			1	2	3	4	5				
TOTAL	99	±1	76	12	8	3	1	±2	1.4	±0.1	■
Army	100	±1	73	14	8	4	2	±3	1.5	±0.1	■
Navy	99	±1	72	14	10	3	1	±3	1.5	±0.1	■
Marine Corps	99	±1	72	13	10	3	2	±2	1.5	±0.1	■
Air Force	99	±1	87	8	3	1	0	±2	1.2	±0.1	■
Enlisted	99	±1	74	13	8	3	2	±2	1.5	±0.1	■
E1 – E4	100	±1	73	12	9	4	2	±2	1.5	±0.1	■
E1 – E3	100	±1	76	11	8	3	2	±3	1.4	±0.1	■
E4	100	±1	71	14	9	4	2	±3	1.5	±0.1	■
E5 – E9	99	±1	74	14	8	3	1	±2	1.4	±0.1	■
E5 – E6	99	±1	74	14	8	3	1	±2	1.4	±0.1	■
E7 – E9	99	±1	76	13	6	2	1	±3	1.4	±0.1	■
Officers	99	±1	86	10	3	1	0	±2	1.2	±0.1	■
O1 – O3	99	±1	87	8	4	1	0	±3	1.2	±0.1	■
O4 – O6	99	±1	86	9	3	1	0	±3	1.2	±0.1	■
Deployed Past 12 Months	99	±1	73	13	9	3	2	±3	1.5	±0.1	■
Not Deployed Past 12 Months	99	±1	77	12	7	3	1	±2	1.4	±0.1	■
Non-Hispanic White	99	±1	77	12	7	3	1	±2	1.4	±0.1	■
Total Minority	99	±1	74	14	8	3	2	±2	1.5	±0.1	■
Non-Hispanic Black	99	±1	75	13	8	2	1	±3	1.4	±0.1	■
Hispanic	100	±1	74	14	7	3	2	±3	1.4	±0.1	■
Experienced USC	99	±2	45	19	14	10	11	±9	2.2	±0.3	■
Not Experienced USC	99	±1	77	12	7	3	1	±2	1.4	±0.1	■
Experienced SH	100	±1	54	20	12	10	4	±5	1.9	±0.2	■
Not Experienced SH	99	±1	78	12	7	2	1	±2	1.4	±0.1	■
FEMALES	99	±1	74	13	7	4	2	±1	1.5	±0.1	■
Army	99	±1	72	14	8	4	2	±2	1.5	±0.1	■
Navy	99	±1	70	14	9	5	2	±2	1.6	±0.1	■
Marine Corps	99	±1	65	14	13	5	3	±2	1.7	±0.1	■
Air Force	99	±1	83	10	4	2	1	±2	1.3	±0.1	■
Enlisted	99	±1	72	13	8	4	2	±2	1.5	±0.1	■
E1 – E4	99	±1	70	14	9	4	3	±2	1.6	±0.1	■
E5 – E9	99	±1	75	13	7	4	2	±2	1.4	±0.1	■
Officers	99	±1	84	10	4	2	1	±2	1.2	±0.1	■
O1 – O3	99	±1	85	9	4	2	1	±2	1.2	±0.1	■
O4 – O6	99	±1	85	10	3	2	0	±3	1.2	±0.1	■
Experienced USC	100	±1	45	22	12	10	10	±6	2.2	±0.2	■
Not Experienced USC	99	±1	76	12	7	3	1	±1	1.4	±0.1	■
Experienced SH	99	±1	58	17	12	8	5	±3	1.8	±0.1	■
Not Experienced SH	99	±1	80	11	6	2	1	±2	1.3	±0.1	■
Deployed Past 12 Months	100	±1	70	14	9	5	2	±3	1.5	±0.1	■
Not Deployed Past 12 Months	99	±1	76	12	7	3	2	±2	1.4	±0.1	■

Note. Percent responding are active duty members who answered the question.

23. Below is a list of problems that people sometimes have in response to stressful experiences. Please indicate how much you have been bothered by the following in the past month.

h. Trouble remembering important parts of a stressful experience?

	Percent Responding		Percentages					Max ME	Average Amount		
			1	2	3	4	5				
Army Enlisted	99	±1	69	15	9	4	2	±3	1.5	±0.1	■
E1 – E4	99	±1	68	16	10	4	3	±4	1.6	±0.1	■
Army Officers	99	±1	81	11	5	3	1	±3	1.3	±0.1	■
Navy Enlisted	99	±1	68	14	10	6	2	±3	1.6	±0.1	■
E1 – E4	99	±1	67	14	10	6	3	±4	1.6	±0.1	■
Navy Officers	99	±1	83	12	4	1	1	±3	1.3	±0.1	■
Marine Corps Enlisted	99	±1	63	15	13	5	3	±2	1.7	±0.1	■
E1 – E4	99	±1	61	15	15	6	4	±3	1.8	±0.1	■
Marine Corps Officers	100	±1	80	11	6	2	2	±4	1.3	±0.1	■
Air Force Enlisted	99	±1	82	10	5	2	1	±2	1.3	±0.1	■
E1 – E4	99	±1	81	10	5	3	1	±3	1.3	±0.1	■
Air Force Officers	100	±1	90	7	2	1	0	±3	1.1	±0.1	■
MALES	99	±1	76	12	8	3	1	±2	1.4	±0.1	■
Army	100	±1	73	14	8	3	2	±3	1.5	±0.1	■
Navy	99	±1	73	14	10	3	1	±3	1.5	±0.1	■
Marine Corps	99	±1	72	13	10	3	2	±2	1.5	±0.1	■
Air Force	99	±1	88	8	3	1	0	±2	1.2	±0.1	■
Enlisted	99	±1	74	13	8	3	1	±2	1.4	±0.1	■
E1 – E4	100	±1	74	12	9	3	2	±3	1.5	±0.1	■
E5 – E9	99	±1	74	14	8	3	1	±2	1.4	±0.1	■
Officers	99	±1	86	10	3	1	0	±3	1.2	±0.1	■
O1 – O3	99	±1	87	8	4	0	0	±3	1.2	±0.1	■
O4 – O6	99	±1	86	9	3	1	0	±4	1.2	±0.1	■
Experienced USC	98	±4	45	16	16	NR	13	±15	2.3	±0.5	■
Not Experienced USC	99	±1	77	12	7	3	1	±2	1.4	±0.1	■
Experienced SH	100	±1	50	23	12	11	4	±9	2.0	±0.2	■
Not Experienced SH	99	±1	77	12	7	2	1	±2	1.4	±0.1	■
Deployed Past 12 Months	99	±1	74	13	9	3	2	±3	1.5	±0.1	■
Not Deployed Past 12 Months	99	±1	78	12	7	3	1	±2	1.4	±0.1	■
Army Enlisted	100	±1	71	14	9	4	2	±3	1.5	±0.1	■
E1 – E4	100	±0	74	12	9	4	2	±5	1.5	±0.1	■
Army Officers	99	±1	83	11	5	1	0	±5	1.3	±0.1	■
Navy Enlisted	99	±1	70	15	11	3	2	±4	1.5	±0.1	■
E1 – E4	99	±1	68	14	11	3	3	±6	1.6	±0.2	■
Navy Officers	99	±1	88	9	3	0	0	±4	1.2	±0.1	■
Marine Corps Enlisted	99	±1	71	13	10	4	2	±2	1.5	±0.1	■
E1 – E4	99	±1	71	13	11	4	2	±3	1.5	±0.1	■
Marine Corps Officers	99	±1	83	11	5	1	0	±3	1.2	±0.1	■
Air Force Enlisted	99	±1	87	8	3	1	0	±3	1.2	±0.1	■
E1 – E4	99	±1	85	11	3	1	0	±5	1.2	±0.1	■
Air Force Officers	99	±2	91	7	2	0	0	±4	1.1	±0.1	■

Note. Percent responding are active duty members who answered the question.

NR: Not reportable

23. Below is a list of problems that people sometimes have in response to stressful experiences. Please indicate how much you have been bothered by the following in the past month.

i. Loss of interest in things that you used to enjoy?

1. Not at all
4. Quite a bit

2. A little bit
5. Extremely

3. Moderately

	Percent Responding		Percentages					Max ME	Average Amount		
			1	2	3	4	5				
TOTAL	99	±1	64	19	9	5	3	±2	1.7	±0.1	
Army	99	±1	61	20	10	6	3	±3	1.7	±0.1	
Navy	99	±1	59	19	11	7	4	±3	1.8	±0.1	
Marine Corps	99	±1	57	20	13	6	3	±2	1.8	±0.1	
Air Force	99	±1	76	16	5	2	1	±2	1.4	±0.1	
Enlisted	99	±1	61	19	10	6	3	±2	1.7	±0.1	
E1 – E4	99	±1	61	18	11	6	4	±3	1.7	±0.1	
E1 – E3	99	±1	62	19	10	6	3	±4	1.7	±0.1	
E4	99	±1	59	18	11	7	4	±4	1.8	±0.1	
E5 – E9	99	±1	62	20	10	6	3	±2	1.7	±0.1	
E5 – E6	99	±1	61	19	10	6	3	±2	1.7	±0.1	
E7 – E9	99	±1	64	21	8	5	2	±4	1.6	±0.1	
Officers	99	±1	73	17	6	2	1	±3	1.4	±0.1	
O1 – O3	99	±1	76	14	6	2	1	±3	1.4	±0.1	
O4 – O6	99	±1	71	21	5	3	1	±4	1.4	±0.1	
Deployed Past 12 Months	99	±1	60	21	10	6	3	±3	1.7	±0.1	
Not Deployed Past 12 Months	99	±1	65	18	9	5	3	±2	1.6	±0.1	
Non-Hispanic White	99	±1	64	19	9	5	3	±2	1.6	±0.1	
Total Minority	99	±1	62	18	10	6	3	±2	1.7	±0.1	
Non-Hispanic Black	99	±1	63	17	11	5	3	±4	1.7	±0.1	
Hispanic	99	±1	64	18	9	5	3	±4	1.7	±0.1	
Experienced USC	99	±2	33	23	15	13	16	±9	2.6	±0.3	
Not Experienced USC	99	±1	64	19	9	5	3	±2	1.6	±0.1	
Experienced SH	100	±1	39	24	12	15	9	±5	2.3	±0.2	
Not Experienced SH	99	±1	65	18	9	5	2	±2	1.6	±0.1	
FEMALES	99	±1	64	19	8	5	4	±2	1.7	±0.1	
Army	99	±1	60	21	9	6	4	±3	1.7	±0.1	
Navy	99	±1	58	21	11	7	4	±3	1.8	±0.1	
Marine Corps	99	±1	52	20	14	8	5	±2	1.9	±0.1	
Air Force	99	±1	76	15	4	3	2	±2	1.4	±0.1	
Enlisted	99	±1	62	19	9	6	4	±2	1.7	±0.1	
E1 – E4	99	±1	60	19	10	6	5	±2	1.8	±0.1	
E5 – E9	99	±1	64	19	7	6	3	±2	1.6	±0.1	
Officers	99	±1	72	17	6	3	2	±2	1.4	±0.1	
O1 – O3	99	±1	73	17	6	3	2	±3	1.4	±0.1	
O4 – O6	99	±1	74	18	4	3	2	±4	1.4	±0.1	
Experienced USC	99	±1	38	18	16	16	12	±5	2.5	±0.2	
Not Experienced USC	99	±1	66	19	8	5	3	±2	1.6	±0.1	
Experienced SH	99	±1	45	24	12	11	9	±3	2.2	±0.1	
Not Experienced SH	99	±1	70	17	7	4	2	±2	1.5	±0.1	
Deployed Past 12 Months	99	±1	59	21	9	7	5	±3	1.8	±0.1	
Not Deployed Past 12 Months	99	±1	66	18	8	5	3	±2	1.6	±0.1	

Note. Percent responding are active duty members who answered the question.

23. Below is a list of problems that people sometimes have in response to stressful experiences. Please indicate how much you have been bothered by the following in the past month.

i. Loss of interest in things that you used to enjoy?

	Percent Responding		Percentages					Max ME	Average Amount		
			1	2	3	4	5				
Army Enlisted	99	±1	58	21	9	7	5	±3	1.8	±0.1	
E1 – E4	99	±1	57	21	10	6	5	±4	1.8	±0.1	
Army Officers	99	±1	69	19	7	3	2	±4	1.5	±0.1	
Navy Enlisted	99	±1	56	21	11	7	5	±3	1.8	±0.1	
E1 – E4	99	±1	56	20	12	7	5	±4	1.8	±0.1	
Navy Officers	99	±1	68	21	7	3	2	±4	1.5	±0.1	
Marine Corps Enlisted	99	±1	50	21	15	9	5	±2	2.0	±0.1	
E1 – E4	99	±1	49	20	16	9	6	±3	2.0	±0.1	
Marine Corps Officers	99	±1	66	18	9	4	3	±5	1.6	±0.2	
Air Force Enlisted	99	±1	75	15	5	3	2	±3	1.4	±0.1	
E1 – E4	99	±1	74	14	6	4	2	±4	1.5	±0.1	
Air Force Officers	98	±1	81	13	3	2	1	±3	1.3	±0.1	
MALES	99	±1	63	19	10	5	3	±2	1.7	±0.1	
Army	99	±1	61	20	10	7	3	±3	1.7	±0.1	
Navy	99	±1	59	19	11	7	4	±4	1.8	±0.1	
Marine Corps	99	±1	58	20	13	6	3	±2	1.8	±0.1	
Air Force	99	±1	76	16	5	2	1	±3	1.4	±0.1	
Enlisted	99	±1	61	19	10	6	3	±2	1.7	±0.1	
E1 – E4	99	±1	61	18	11	6	3	±3	1.7	±0.1	
E5 – E9	99	±1	62	20	10	6	3	±2	1.7	±0.1	
Officers	99	±1	74	18	6	2	1	±3	1.4	±0.1	
O1 – O3	99	±1	77	14	6	2	1	±4	1.4	±0.1	
O4 – O6	99	±1	71	21	5	3	1	±4	1.4	±0.1	
Experienced USC	98	±4	29	27	15	10	20	±16	2.7	±0.5	
Not Experienced USC	99	±1	64	19	10	5	3	±2	1.6	±0.1	
Experienced SH	100	±1	34	24	13	19	10	±8	2.5	±0.3	
Not Experienced SH	99	±1	65	18	10	5	2	±2	1.6	±0.1	
Deployed Past 12 Months	99	±1	60	21	10	6	3	±3	1.7	±0.1	
Not Deployed Past 12 Months	99	±1	65	18	9	5	3	±2	1.6	±0.1	
Army Enlisted	99	±1	58	20	11	7	4	±4	1.8	±0.1	
E1 – E4	99	±1	60	18	11	7	3	±5	1.8	±0.2	
Army Officers	99	±1	72	18	6	3	1	±5	1.4	±0.1	
Navy Enlisted	99	±1	57	19	13	8	4	±4	1.8	±0.1	
E1 – E4	99	±2	56	18	12	9	5	±7	1.9	±0.2	
Navy Officers	99	±1	72	19	5	2	1	±5	1.4	±0.1	
Marine Corps Enlisted	99	±1	56	21	14	6	3	±2	1.8	±0.1	
E1 – E4	99	±1	55	21	14	6	3	±3	1.8	±0.1	
Marine Corps Officers	99	±1	70	18	8	3	2	±3	1.5	±0.1	
Air Force Enlisted	99	±1	76	16	5	2	2	±3	1.4	±0.1	
E1 – E4	99	±1	75	16	5	2	2	±5	1.4	±0.1	
Air Force Officers	99	±1	78	16	4	2	1	±5	1.3	±0.1	

Note. Percent responding are active duty members who answered the question.

23. Below is a list of problems that people sometimes have in response to stressful experiences. Please indicate how much you have been bothered by the following in the past month.

j. Feeling distant or cut off from other people?

- 1. Not at all
- 2. A little bit
- 3. Moderately
- 4. Quite a bit
- 5. Extremely

	Percent Responding		Percentages					Max ME	Average Amount		
			1	2	3	4	5				
TOTAL	99	±1	59	21	10	6	4	±2	1.7	±0.1	
Army	99	±1	56	22	11	7	4	±3	1.8	±0.1	
Navy	99	±1	55	22	11	8	4	±3	1.9	±0.1	
Marine Corps	99	±1	53	22	13	8	4	±2	1.9	±0.1	
Air Force	99	±1	72	19	5	3	1	±2	1.4	±0.1	
Enlisted	99	±1	57	21	11	7	4	±2	1.8	±0.1	
E1 – E4	99	±1	55	21	11	8	5	±3	1.9	±0.1	
E1 – E3	99	±1	57	21	11	8	4	±4	1.8	±0.1	
E4	100	±1	54	21	12	8	5	±4	1.9	±0.1	
E5 – E9	99	±1	59	21	10	6	3	±2	1.7	±0.1	
E5 – E6	99	±1	58	21	10	7	4	±2	1.8	±0.1	
E7 – E9	98	±1	62	22	8	5	3	±4	1.6	±0.1	
Officers	99	±1	67	22	7	3	1	±3	1.5	±0.1	
O1 – O3	99	±1	68	20	7	3	1	±3	1.5	±0.1	
O4 – O6	99	±1	65	25	6	4	1	±4	1.5	±0.1	
Deployed Past 12 Months	99	±1	54	23	12	7	4	±3	1.8	±0.1	
Not Deployed Past 12 Months	99	±1	61	20	9	6	3	±2	1.7	±0.1	
Non-Hispanic White	99	±1	59	22	10	6	3	±2	1.7	±0.1	
Total Minority	99	±1	58	21	11	6	4	±2	1.8	±0.1	
Non-Hispanic Black	99	±1	60	19	11	6	4	±4	1.8	±0.1	
Hispanic	99	±1	59	22	9	6	4	±4	1.7	±0.1	
Experienced USC	98	±3	26	24	16	12	22	±9	2.8	±0.3	
Not Experienced USC	99	±1	60	21	10	6	3	±2	1.7	±0.1	
Experienced SH	99	±1	31	27	13	17	12	±5	2.5	±0.2	
Not Experienced SH	99	±1	61	21	10	6	3	±2	1.7	±0.1	
FEMALES	99	±1	56	23	9	7	5	±2	1.8	±0.1	
Army	99	±1	53	24	10	7	6	±3	1.9	±0.1	
Navy	99	±1	49	25	11	9	6	±3	2.0	±0.1	
Marine Corps	99	±1	45	22	14	11	8	±2	2.1	±0.1	
Air Force	99	±1	69	20	5	4	2	±2	1.5	±0.1	
Enlisted	99	±1	55	23	9	8	6	±2	1.9	±0.1	
E1 – E4	99	±1	52	23	11	8	6	±2	1.9	±0.1	
E5 – E9	99	±1	58	23	8	7	4	±2	1.8	±0.1	
Officers	99	±1	64	23	7	4	2	±2	1.6	±0.1	
O1 – O3	99	±1	64	22	7	5	2	±3	1.6	±0.1	
O4 – O6	98	±1	66	24	5	4	2	±4	1.5	±0.1	
Experienced USC	99	±2	26	24	16	15	19	±5	2.8	±0.2	
Not Experienced USC	99	±1	58	23	8	6	4	±2	1.8	±0.1	
Experienced SH	99	±1	35	27	13	13	12	±3	2.4	±0.1	
Not Experienced SH	99	±1	63	22	8	5	3	±2	1.6	±0.1	
Deployed Past 12 Months	99	±1	52	24	11	8	6	±3	1.9	±0.1	
Not Deployed Past 12 Months	99	±1	58	23	8	7	5	±2	1.8	±0.1	

Note. Percent responding are active duty members who answered the question.

23. Below is a list of problems that people sometimes have in response to stressful experiences. Please indicate how much you have been bothered by the following in the past month.

j. Feeling distant or cut off from other people?

	Percent Responding		Percentages					Max ME	Average Amount		
			1	2	3	4	5				
Army Enlisted	99	±1	51	24	11	8	7	±3	2.0	±0.1	
E1 – E4	98	±1	50	24	11	8	7	±4	2.0	±0.1	
Army Officers	99	±1	61	25	7	4	2	±4	1.6	±0.1	
Navy Enlisted	99	±1	47	25	12	9	6	±3	2.0	±0.1	
E1 – E4	99	±1	46	25	13	9	7	±4	2.1	±0.1	
Navy Officers	99	±1	59	26	7	6	2	±4	1.7	±0.1	
Marine Corps Enlisted	99	±1	44	23	15	11	8	±2	2.2	±0.1	
E1 – E4	99	±1	42	22	16	12	8	±3	2.2	±0.1	
Marine Corps Officers	99	±1	57	22	11	6	4	±4	1.8	±0.2	
Air Force Enlisted	99	±1	68	20	5	5	3	±3	1.5	±0.1	
E1 – E4	99	±1	65	20	7	5	3	±4	1.6	±0.1	
Air Force Officers	99	±1	73	18	5	3	1	±4	1.4	±0.1	
MALES	99	±1	59	21	10	6	3	±2	1.7	±0.1	
Army	99	±1	56	22	11	7	4	±3	1.8	±0.1	
Navy	99	±1	56	22	11	8	4	±4	1.8	±0.1	
Marine Corps	99	±1	54	22	13	7	4	±2	1.9	±0.1	
Air Force	99	±1	72	18	6	3	1	±3	1.4	±0.1	
Enlisted	99	±1	58	21	11	7	4	±2	1.8	±0.1	
E1 – E4	99	±1	56	21	11	8	4	±3	1.8	±0.1	
E5 – E9	99	±1	60	21	10	6	3	±2	1.7	±0.1	
Officers	99	±1	67	22	7	3	1	±3	1.5	±0.1	
O1 – O3	99	±1	69	20	7	3	1	±4	1.5	±0.1	
O4 – O6	99	±1	65	25	6	4	1	±4	1.5	±0.1	
Experienced USC	97	±5	26	23	16	9	26	±16	2.8	±0.5	
Not Experienced USC	99	±1	60	21	10	6	3	±2	1.7	±0.1	
Experienced SH	99	±1	27	28	13	20	12	±9	2.6	±0.3	
Not Experienced SH	99	±1	61	21	10	6	3	±2	1.7	±0.1	
Deployed Past 12 Months	99	±1	54	23	12	7	4	±3	1.8	±0.1	
Not Deployed Past 12 Months	99	±1	62	20	9	6	3	±2	1.7	±0.1	
Army Enlisted	99	±1	54	22	12	7	4	±4	1.9	±0.1	
E1 – E4	100	±1	54	21	11	8	5	±5	1.9	±0.2	
Army Officers	98	±2	66	21	9	3	1	±5	1.5	±0.1	
Navy Enlisted	99	±1	53	22	12	9	5	±4	1.9	±0.1	
E1 – E4	99	±2	51	21	12	11	5	±7	2.0	±0.2	
Navy Officers	100	±1	69	21	6	2	1	±5	1.5	±0.1	
Marine Corps Enlisted	99	±1	52	22	13	8	4	±2	1.9	±0.1	
E1 – E4	99	±1	50	23	14	8	5	±3	1.9	±0.1	
Marine Corps Officers	99	±1	65	21	9	4	1	±3	1.6	±0.1	
Air Force Enlisted	99	±1	73	17	6	3	1	±3	1.4	±0.1	
E1 – E4	100	±1	70	18	7	4	1	±5	1.5	±0.1	
Air Force Officers	99	±2	69	23	4	2	1	±6	1.4	±0.1	

Note. Percent responding are active duty members who answered the question.

23. Below is a list of problems that people sometimes have in response to stressful experiences. Please indicate how much you have been bothered by the following in the past month.

k. Feeling emotionally numb or being unable to have loving feelings for those close to you?

- 1. Not at all
- 2. A little bit
- 3. Moderately
- 4. Quite a bit
- 5. Extremely

	Percent Responding		Percentages					Max ME	Average Amount		
			1	2	3	4	5				
TOTAL	98	±1	68	15	8	5	3	±2	1.6	±0.1	
Army	98	±1	64	16	8	6	5	±3	1.7	±0.1	
Navy	99	±1	65	15	11	6	3	±3	1.7	±0.1	
Marine Corps	99	±1	59	17	12	7	4	±2	1.8	±0.1	
Air Force	98	±1	80	13	4	2	1	±2	1.3	±0.1	
Enlisted	98	±1	66	15	9	6	4	±2	1.7	±0.1	
E1 – E4	98	±1	65	14	10	6	4	±3	1.7	±0.1	
E1 – E3	98	±1	67	13	11	6	3	±3	1.7	±0.1	
E4	99	±1	63	15	10	7	6	±4	1.8	±0.1	
E5 – E9	98	±1	66	16	8	6	3	±2	1.6	±0.1	
E5 – E6	98	±1	65	16	9	6	4	±2	1.7	±0.1	
E7 – E9	98	±1	70	17	6	4	3	±3	1.5	±0.1	
Officers	99	±1	76	16	5	2	1	±3	1.4	±0.1	
O1 – O3	99	±1	77	15	5	2	1	±3	1.3	±0.1	
O4 – O6	98	±1	76	16	4	3	1	±4	1.4	±0.1	
Deployed Past 12 Months	98	±1	62	17	10	6	4	±3	1.7	±0.1	
Not Deployed Past 12 Months	99	±1	70	14	8	5	3	±2	1.6	±0.1	
Non-Hispanic White	99	±1	68	15	8	5	3	±2	1.6	±0.1	
Total Minority	98	±1	67	15	8	6	4	±2	1.7	±0.1	
Non-Hispanic Black	98	±1	69	13	9	5	3	±4	1.6	±0.1	
Hispanic	98	±1	68	14	8	5	5	±3	1.7	±0.1	
Experienced USC	98	±2	38	18	14	12	18	±9	2.5	±0.3	
Not Experienced USC	98	±1	68	15	8	5	3	±2	1.6	±0.1	
Experienced SH	99	±1	43	23	11	12	11	±5	2.3	±0.2	
Not Experienced SH	98	±1	69	15	8	5	3	±2	1.6	±0.1	
FEMALES	98	±1	69	15	7	5	3	±2	1.6	±0.1	
Army	98	±1	65	17	8	6	4	±3	1.7	±0.1	
Navy	99	±1	65	16	9	6	4	±3	1.7	±0.1	
Marine Corps	99	±1	56	18	12	9	5	±2	1.9	±0.1	
Air Force	98	±1	81	11	4	3	1	±2	1.3	±0.1	
Enlisted	98	±1	67	15	8	6	4	±2	1.6	±0.1	
E1 – E4	98	±1	65	16	9	6	4	±2	1.7	±0.1	
E5 – E9	98	±1	70	15	6	5	3	±2	1.6	±0.1	
Officers	98	±1	76	14	6	3	1	±2	1.4	±0.1	
O1 – O3	99	±1	77	14	5	3	1	±3	1.4	±0.1	
O4 – O6	98	±2	77	15	5	2	1	±3	1.4	±0.1	
Experienced USC	98	±2	43	17	14	12	14	±5	2.4	±0.2	
Not Experienced USC	98	±1	71	15	7	5	3	±2	1.5	±0.1	
Experienced SH	99	±1	51	20	12	9	9	±3	2.1	±0.1	
Not Experienced SH	98	±1	75	14	6	4	2	±2	1.4	±0.1	
Deployed Past 12 Months	98	±1	64	16	8	6	5	±3	1.7	±0.1	
Not Deployed Past 12 Months	98	±1	71	15	7	5	3	±2	1.5	±0.1	

Note. Percent responding are active duty members who answered the question.

23. Below is a list of problems that people sometimes have in response to stressful experiences. Please indicate how much you have been bothered by the following in the past month.

k. Feeling emotionally numb or being unable to have loving feelings for those close to you?

	Percent Responding		Percentages					Max ME	Average Amount		
			1	2	3	4	5				
Army Enlisted	98	±1	63	17	8	6	5	±3	1.7	±0.1	
E1 – E4	98	±2	63	17	9	6	5	±4	1.7	±0.1	
Army Officers	98	±1	71	17	7	3	2	±4	1.5	±0.1	
Navy Enlisted	99	±1	63	16	10	6	4	±3	1.7	±0.1	
E1 – E4	99	±1	63	16	10	6	5	±4	1.7	±0.1	
Navy Officers	98	±1	75	15	6	3	1	±3	1.4	±0.1	
Marine Corps Enlisted	99	±1	55	18	12	9	6	±2	1.9	±0.1	
E1 – E4	99	±1	54	18	13	10	6	±3	2.0	±0.1	
Marine Corps Officers	99	±1	67	18	7	6	3	±5	1.6	±0.2	
Air Force Enlisted	98	±1	79	12	4	3	2	±2	1.4	±0.1	
E1 – E4	98	±1	76	13	6	3	2	±3	1.4	±0.1	
Air Force Officers	99	±1	85	9	3	2	1	±3	1.2	±0.1	
MALES	98	±1	67	15	9	6	3	±2	1.6	±0.1	
Army	98	±1	64	16	9	6	5	±3	1.7	±0.1	
Navy	99	±1	65	14	11	6	3	±4	1.7	±0.1	
Marine Corps	99	±1	59	17	12	7	4	±2	1.8	±0.1	
Air Force	98	±1	80	13	4	2	1	±3	1.3	±0.1	
Enlisted	98	±1	65	15	9	6	4	±2	1.7	±0.1	
E1 – E4	98	±1	65	14	10	6	4	±3	1.7	±0.1	
E5 – E9	98	±1	66	17	8	6	4	±2	1.7	±0.1	
Officers	99	±1	76	16	5	2	1	±3	1.4	±0.1	
O1 – O3	99	±1	77	16	5	2	1	±4	1.3	±0.1	
O4 – O6	98	±1	76	16	4	3	0	±4	1.4	±0.1	
Experienced USC	98	±4	34	18	14	12	22	±16	2.7	±0.5	
Not Experienced USC	98	±1	68	15	9	5	3	±2	1.6	±0.1	
Experienced SH	99	±2	35	26	11	15	13	±9	2.5	±0.3	
Not Experienced SH	98	±1	69	15	9	5	3	±2	1.6	±0.1	
Deployed Past 12 Months	98	±1	62	17	11	6	4	±3	1.7	±0.1	
Not Deployed Past 12 Months	99	±1	70	14	8	5	3	±2	1.6	±0.1	
Army Enlisted	98	±1	62	16	9	7	5	±4	1.8	±0.1	
E1 – E4	98	±2	65	13	10	7	5	±5	1.8	±0.2	
Army Officers	99	±1	75	17	5	2	1	±5	1.4	±0.1	
Navy Enlisted	99	±1	62	14	13	7	4	±4	1.8	±0.1	
E1 – E4	99	±2	63	11	13	7	5	±7	1.8	±0.2	
Navy Officers	99	±2	76	16	4	3	1	±5	1.4	±0.1	
Marine Corps Enlisted	99	±1	58	17	13	7	5	±2	1.8	±0.1	
E1 – E4	99	±1	56	17	14	8	5	±3	1.9	±0.1	
Marine Corps Officers	99	±1	70	18	7	3	1	±3	1.5	±0.1	
Air Force Enlisted	98	±1	80	13	4	2	1	±3	1.3	±0.1	
E1 – E4	98	±2	79	13	4	3	1	±5	1.3	±0.1	
Air Force Officers	98	±2	81	14	3	2	0	±5	1.3	±0.1	

Note. Percent responding are active duty members who answered the question.

23. Below is a list of problems that people sometimes have in response to stressful experiences. Please indicate how much you have been bothered by the following in the past month.

I. Feeling as if your future will somehow be cut short?

- 1. Not at all
- 2. A little bit
- 3. Moderately
- 4. Quite a bit
- 5. Extremely

	Percent Responding		Percentages					Max ME	Average Amount		
			1	2	3	4	5				
TOTAL	100	±1	76	12	7	3	2	±2	1.4	±0.1	
Army	100	±1	73	13	8	3	2	±3	1.5	±0.1	
Navy	100	±1	72	14	8	3	3	±3	1.5	±0.1	
Marine Corps	100	±1	71	14	9	3	3	±2	1.5	±0.1	
Air Force	100	±1	86	9	3	2	0	±2	1.2	±0.1	
Enlisted	100	±1	75	12	8	3	2	±2	1.5	±0.1	
E1 – E4	100	±1	74	12	8	4	2	±2	1.5	±0.1	
E1 – E3	100	±1	76	12	8	3	2	±3	1.5	±0.1	
E4	100	±1	72	13	9	4	2	±3	1.5	±0.1	
E5 – E9	100	±1	75	13	7	3	2	±2	1.4	±0.1	
E5 – E6	100	±1	75	12	7	3	2	±2	1.5	±0.1	
E7 – E9	100	±1	76	13	7	2	1	±3	1.4	±0.1	
Officers	99	±1	81	12	5	2	1	±2	1.3	±0.1	
O1 – O3	99	±1	83	10	5	2	1	±3	1.3	±0.1	
O4 – O6	99	±1	80	14	4	2	0	±4	1.3	±0.1	
Deployed Past 12 Months	100	±1	73	14	8	3	2	±3	1.5	±0.1	
Not Deployed Past 12 Months	100	±1	77	12	7	3	2	±2	1.4	±0.1	
Non-Hispanic White	100	±1	77	12	7	3	2	±2	1.4	±0.1	
Total Minority	100	±1	73	13	8	4	2	±2	1.5	±0.1	
Non-Hispanic Black	99	±1	73	13	8	4	2	±4	1.5	±0.1	
Hispanic	100	±1	76	11	8	3	2	±3	1.4	±0.1	
Experienced USC	99	±2	53	15	12	8	11	±9	2.1	±0.3	
Not Experienced USC	100	±1	76	12	7	3	2	±2	1.4	±0.1	
Experienced SH	100	±1	58	18	11	8	5	±5	1.9	±0.2	
Not Experienced SH	100	±1	77	12	7	3	2	±2	1.4	±0.1	
FEMALES	100	±1	79	11	6	3	2	±1	1.4	±0.1	
Army	99	±1	77	12	6	3	2	±2	1.4	±0.1	
Navy	100	±1	75	12	7	4	2	±2	1.5	±0.1	
Marine Corps	99	±1	71	13	9	4	3	±2	1.5	±0.1	
Air Force	100	±1	87	8	3	2	1	±2	1.2	±0.1	
Enlisted	100	±1	78	11	6	3	2	±2	1.4	±0.1	
E1 – E4	99	±1	76	11	7	3	2	±2	1.4	±0.1	
E5 – E9	100	±1	80	10	5	3	2	±2	1.4	±0.1	
Officers	99	±1	84	10	3	2	1	±2	1.3	±0.1	
O1 – O3	99	±1	84	10	3	2	1	±2	1.2	±0.1	
O4 – O6	99	±1	83	11	3	2	1	±3	1.3	±0.1	
Experienced USC	100	±1	57	17	11	6	8	±6	1.9	±0.2	
Not Experienced USC	100	±1	81	10	5	3	1	±1	1.3	±0.1	
Experienced SH	100	±1	65	15	9	6	5	±3	1.7	±0.1	
Not Experienced SH	100	±1	83	9	4	2	1	±1	1.3	±0.1	
Deployed Past 12 Months	99	±1	75	11	7	4	2	±3	1.5	±0.1	
Not Deployed Past 12 Months	100	±1	80	11	5	3	2	±2	1.3	±0.1	

Note. Percent responding are active duty members who answered the question.

23. Below is a list of problems that people sometimes have in response to stressful experiences. Please indicate how much you have been bothered by the following in the past month.

I. Feeling as if your future will somehow be cut short?

	Percent Responding		Percentages					Max ME	Average Amount		
			1	2	3	4	5				
Army Enlisted	99	±1	77	12	7	3	2	±3	1.4	±0.1	■
E1 – E4	99	±1	77	12	7	3	2	±4	1.4	±0.1	■
Army Officers	99	±1	81	11	4	3	1	±3	1.3	±0.1	■
Navy Enlisted	100	±1	73	12	8	4	3	±3	1.5	±0.1	■
E1 – E4	100	±1	71	13	8	5	3	±4	1.5	±0.1	■
Navy Officers	99	±1	83	11	3	2	1	±3	1.3	±0.1	■
Marine Corps Enlisted	99	±1	70	14	9	4	3	±2	1.6	±0.1	■
E1 – E4	99	±1	69	14	10	5	3	±3	1.6	±0.1	■
Marine Corps Officers	99	±1	78	11	5	4	1	±4	1.4	±0.1	■
Air Force Enlisted	100	±1	86	8	3	2	2	±2	1.3	±0.1	■
E1 – E4	100	±1	85	7	3	3	2	±3	1.3	±0.1	■
Air Force Officers	99	±1	88	8	2	1	1	±3	1.2	±0.1	■
MALES	100	±1	75	13	7	3	2	±2	1.4	±0.1	■
Army	100	±1	73	13	9	4	2	±3	1.5	±0.1	■
Navy	100	±1	71	14	9	3	3	±3	1.5	±0.1	■
Marine Corps	100	±1	71	14	9	3	3	±2	1.5	±0.1	■
Air Force	100	±1	86	9	3	2	0	±2	1.2	±0.1	■
Enlisted	100	±1	74	13	8	3	2	±2	1.5	±0.1	■
E1 – E4	100	±1	73	12	8	4	2	±3	1.5	±0.1	■
E5 – E9	100	±1	74	13	7	3	2	±2	1.5	±0.1	■
Officers	99	±1	81	12	5	2	0	±3	1.3	±0.1	■
O1 – O3	99	±1	82	10	5	2	1	±4	1.3	±0.1	■
O4 – O6	99	±1	79	15	4	2	0	±4	1.3	±0.1	■
Experienced USC	98	±4	49	14	12	10	14	±15	2.2	±0.5	■
Not Experienced USC	100	±1	75	13	7	3	2	±2	1.4	±0.1	■
Experienced SH	99	±1	50	21	12	11	6	±9	2.0	±0.3	■
Not Experienced SH	100	±1	76	12	7	3	2	±2	1.4	±0.1	■
Deployed Past 12 Months	100	±1	73	14	8	3	2	±3	1.5	±0.1	■
Not Deployed Past 12 Months	100	±1	76	12	7	3	2	±2	1.4	±0.1	■
Army Enlisted	100	±1	71	13	9	4	3	±3	1.5	±0.1	■
E1 – E4	100	±0	72	13	9	4	3	±5	1.5	±0.1	■
Army Officers	99	±2	82	11	5	2	0	±5	1.3	±0.1	■
Navy Enlisted	100	±1	69	15	9	4	3	±4	1.6	±0.1	■
E1 – E4	100	±1	69	13	10	5	3	±6	1.6	±0.2	■
Navy Officers	100	±1	78	14	6	2	0	±5	1.3	±0.1	■
Marine Corps Enlisted	100	±1	70	14	9	4	3	±2	1.5	±0.1	■
E1 – E4	100	±1	69	14	10	4	3	±3	1.6	±0.1	■
Marine Corps Officers	99	±1	77	15	5	2	1	±3	1.4	±0.1	■
Air Force Enlisted	100	±1	87	8	3	2	0	±3	1.2	±0.1	■
E1 – E4	100	±1	87	7	3	2	0	±4	1.2	±0.1	■
Air Force Officers	99	±1	83	13	4	1	0	±5	1.2	±0.1	■

Note. Percent responding are active duty members who answered the question.

23. Below is a list of problems that people sometimes have in response to stressful experiences. Please indicate how much you have been bothered by the following in the past month.

m. Trouble falling or staying asleep?

1. Not at all
4. Quite a bit

2. A little bit
5. Extremely

3. Moderately

	Percent Responding		Percentages					Max ME	Average Amount		
			1	2	3	4	5				
TOTAL	99	±1	49	21	12	10	7	±2	2.1	±0.1	
Army	99	±1	44	21	14	12	9	±3	2.2	±0.1	
Navy	100	±1	47	22	13	10	8	±3	2.1	±0.1	
Marine Corps	99	±1	46	19	15	11	8	±2	2.2	±0.1	
Air Force	99	±1	60	20	9	7	4	±3	1.7	±0.1	
Enlisted	99	±1	48	20	13	11	8	±2	2.1	±0.1	
E1 – E4	100	±1	48	19	13	11	9	±3	2.1	±0.1	
E1 – E3	99	±1	51	20	12	9	8	±4	2.0	±0.1	
E4	100	±1	43	19	15	13	10	±3	2.3	±0.1	
E5 – E9	99	±1	48	21	13	11	7	±2	2.1	±0.1	
E5 – E6	99	±1	49	20	13	11	7	±2	2.1	±0.1	
E7 – E9	99	±1	47	22	12	12	7	±4	2.1	±0.1	
Officers	99	±1	55	25	10	7	4	±3	1.8	±0.1	
O1 – O3	99	±1	60	23	10	5	3	±4	1.7	±0.1	
O4 – O6	99	±1	53	28	9	7	4	±4	1.8	±0.1	
Deployed Past 12 Months	100	±1	44	22	14	11	8	±3	2.2	±0.1	
Not Deployed Past 12 Months	99	±1	52	20	12	10	7	±2	2.0	±0.1	
Non-Hispanic White	100	±1	49	21	12	11	7	±2	2.0	±0.1	
Total Minority	99	±1	49	20	13	10	8	±2	2.1	±0.1	
Non-Hispanic Black	99	±1	50	19	12	12	9	±4	2.1	±0.1	
Hispanic	99	±1	51	20	14	8	8	±4	2.0	±0.1	
Experienced USC	99	±2	26	21	14	19	20	±9	2.8	±0.3	
Not Experienced USC	99	±1	50	21	12	10	7	±2	2.0	±0.1	
Experienced SH	100	±1	28	18	16	21	17	±5	2.8	±0.2	
Not Experienced SH	99	±1	51	21	12	10	7	±2	2.0	±0.1	
FEMALES	99	±1	44	23	13	11	9	±2	2.2	±0.1	
Army	99	±1	40	23	14	13	11	±3	2.3	±0.1	
Navy	100	±1	40	24	14	12	10	±3	2.3	±0.1	
Marine Corps	99	±1	38	22	14	13	13	±2	2.4	±0.1	
Air Force	99	±1	52	23	10	9	5	±2	1.9	±0.1	
Enlisted	99	±1	42	23	13	12	10	±2	2.2	±0.1	
E1 – E4	99	±1	42	22	14	12	11	±2	2.3	±0.1	
E5 – E9	99	±1	43	23	12	12	9	±2	2.2	±0.1	
Officers	99	±1	49	26	11	8	5	±3	1.9	±0.1	
O1 – O3	99	±1	50	26	11	8	5	±3	1.9	±0.1	
O4 – O6	99	±1	49	27	10	8	5	±4	1.9	±0.1	
Experienced USC	100	±1	25	18	17	16	25	±5	3.0	±0.2	
Not Experienced USC	99	±1	45	24	13	11	8	±2	2.1	±0.1	
Experienced SH	100	±1	27	23	15	17	18	±3	2.8	±0.1	
Not Experienced SH	99	±1	48	23	12	10	6	±2	2.0	±0.1	
Deployed Past 12 Months	99	±1	37	22	16	13	11	±3	2.4	±0.1	
Not Deployed Past 12 Months	99	±1	46	24	12	11	8	±2	2.1	±0.1	

Note. Percent responding are active duty members who answered the question.

23. Below is a list of problems that people sometimes have in response to stressful experiences. Please indicate how much you have been bothered by the following in the past month.











































m. Trouble falling or staying asleep?

	Percent Responding		Percentages					Max ME	Average Amount		
			1	2	3	4	5				
Army Enlisted	99	±1	38	22	14	13	12	±3	2.4	±0.1	
E1 – E4	99	±1	39	21	16	12	13	±4	2.4	±0.1	
Army Officers	99	±1	45	26	12	10	6	±4	2.1	±0.1	
Navy Enlisted	100	±1	39	24	14	12	11	±3	2.3	±0.1	
E1 – E4	99	±1	38	24	14	12	11	±4	2.3	±0.1	
Navy Officers	99	±1	50	26	12	7	6	±4	1.9	±0.1	
Marine Corps Enlisted	100	±1	37	22	14	13	13	±2	2.4	±0.1	
E1 – E4	99	±1	36	23	15	13	14	±3	2.5	±0.1	
Marine Corps Officers	99	±1	51	23	12	8	6	±4	2.0	±0.2	
Air Force Enlisted	99	±1	51	23	11	9	6	±3	2.0	±0.1	
E1 – E4	99	±1	52	22	11	9	6	±4	2.0	±0.1	
Air Force Officers	99	±1	54	27	9	6	3	±4	1.8	±0.1	
MALES	99	±1	50	20	12	10	7	±2	2.0	±0.1	
Army	99	±1	45	20	14	12	9	±3	2.2	±0.1	
Navy	100	±1	49	22	13	10	7	±4	2.0	±0.1	
Marine Corps	99	±1	47	19	15	11	8	±2	2.1	±0.1	
Air Force	99	±1	62	20	8	6	3	±3	1.7	±0.1	
Enlisted	99	±1	49	19	13	11	8	±2	2.1	±0.1	
E1 – E4	100	±1	49	19	13	11	9	±3	2.1	±0.1	
E5 – E9	99	±1	49	20	13	11	7	±2	2.1	±0.1	
Officers	99	±1	57	24	9	6	3	±3	1.8	±0.1	
O1 – O3	99	±1	62	22	9	5	2	±4	1.6	±0.1	
O4 – O6	99	±1	53	28	9	6	3	±5	1.8	±0.1	
Experienced USC	98	±4	27	24	12	21	15	±16	2.7	±0.5	
Not Experienced USC	99	±1	50	20	12	10	7	±2	2.0	±0.1	
Experienced SH	100	±1	28	14	17	26	16	±9	2.9	±0.3	
Not Experienced SH	99	±1	51	21	12	9	7	±2	2.0	±0.1	
Deployed Past 12 Months	100	±1	45	22	14	11	8	±3	2.2	±0.1	
Not Deployed Past 12 Months	99	±1	53	20	11	10	6	±2	2.0	±0.1	
Army Enlisted	99	±1	44	19	15	13	10	±4	2.3	±0.1	
E1 – E4	100	±1	46	18	14	12	11	±5	2.2	±0.2	
Army Officers	99	±1	53	26	10	8	4	±6	1.8	±0.2	
Navy Enlisted	100	±1	47	21	13	11	8	±4	2.1	±0.1	
E1 – E4	100	±1	44	21	15	12	8	±7	2.2	±0.2	
Navy Officers	99	±1	57	27	9	5	3	±5	1.7	±0.1	
Marine Corps Enlisted	99	±1	46	19	15	11	9	±2	2.2	±0.1	
E1 – E4	99	±1	46	17	15	12	10	±3	2.2	±0.1	
Marine Corps Officers	99	±1	55	23	11	8	3	±3	1.8	±0.1	
Air Force Enlisted	99	±1	62	20	8	7	3	±3	1.7	±0.1	
E1 – E4	99	±1	63	18	9	6	4	±5	1.7	±0.2	
Air Force Officers	99	±1	63	21	8	5	3	±6	1.6	±0.2	

Note. Percent responding are active duty members who answered the question.

23. Below is a list of problems that people sometimes have in response to stressful experiences. Please indicate how much you have been bothered by the following in the past month.
n. Feeling irritable or having angry outbursts?

1. Not at all 2. A little bit 3. Moderately
-
4. Quite a bit 5. Extremely

	Percent Responding		Percentages					Max ME	Average Amount		
			1	2	3	4	5				
TOTAL	99	±1	55	24	11	7	3	±2	1.8	±0.1	
Army	99	±1	51	24	13	8	4	±3	1.9	±0.1	
Navy	99	±1	51	26	13	6	4	±3	1.8	±0.1	
Marine Corps	99	±1	50	23	15	7	4	±2	1.9	±0.1	
Air Force	100	±1	70	20	6	3	1	±2	1.4	±0.1	
Enlisted	99	±1	54	23	12	7	4	±2	1.8	±0.1	
E1 – E4	99	±1	55	21	13	7	4	±3	1.8	±0.1	
E1 – E3	99	±1	59	21	12	6	3	±4	1.7	±0.1	
E4	100	±1	51	21	14	9	5	±4	2.0	±0.1	
E5 – E9	99	±1	53	25	12	7	3	±2	1.8	±0.1	
E5 – E6	99	±1	52	24	13	7	4	±2	1.9	±0.1	
E7 – E9	99	±1	56	26	10	6	2	±4	1.7	±0.1	
Officers	99	±1	61	28	7	3	1	±3	1.6	±0.1	
O1 – O3	99	±1	64	25	6	3	1	±4	1.5	±0.1	
O4 – O6	99	±1	57	31	7	4	1	±4	1.6	±0.1	
Deployed Past 12 Months	99	±1	50	25	13	8	4	±3	1.9	±0.1	
Not Deployed Past 12 Months	100	±1	58	23	11	6	3	±2	1.7	±0.1	
Non-Hispanic White	99	±1	54	25	11	6	3	±2	1.8	±0.1	
Total Minority	100	±1	57	21	12	7	3	±2	1.8	±0.1	
Non-Hispanic Black	99	±1	62	18	11	6	3	±4	1.7	±0.1	
Hispanic	99	±1	57	22	11	7	3	±4	1.8	±0.1	
Experienced USC	99	±2	27	22	25	8	18	±9	2.7	±0.3	
Not Experienced USC	99	±1	56	24	11	7	3	±2	1.8	±0.1	
Experienced SH	100	±1	28	29	20	11	11	±5	2.5	±0.2	
Not Experienced SH	99	±1	57	23	11	6	3	±2	1.7	±0.1	
FEMALES	99	±1	53	24	11	7	4	±2	1.8	±0.1	
Army	99	±1	49	24	13	8	5	±3	2.0	±0.1	
Navy	99	±1	48	27	12	9	4	±3	1.9	±0.1	
Marine Corps	99	±1	42	25	16	11	6	±2	2.1	±0.1	
Air Force	100	±1	66	21	7	4	2	±2	1.6	±0.1	
Enlisted	99	±1	52	23	12	8	5	±2	1.9	±0.1	
E1 – E4	99	±1	51	22	13	9	5	±2	2.0	±0.1	
E5 – E9	100	±1	54	25	11	7	4	±2	1.8	±0.1	
Officers	99	±1	59	27	8	4	2	±2	1.6	±0.1	
O1 – O3	99	±1	62	25	7	4	2	±3	1.6	±0.1	
O4 – O6	99	±1	56	32	8	3	2	±4	1.6	±0.1	
Experienced USC	100	±1	30	22	18	16	14	±5	2.6	±0.2	
Not Experienced USC	99	±1	55	24	11	7	3	±2	1.8	±0.1	
Experienced SH	100	±1	32	29	16	13	10	±3	2.4	±0.1	
Not Experienced SH	99	±1	60	23	10	5	2	±2	1.7	±0.1	
Deployed Past 12 Months	100	±1	46	25	13	9	6	±3	2.0	±0.1	
Not Deployed Past 12 Months	99	±1	56	24	10	7	3	±2	1.8	±0.1	

Note. Percent responding are active duty members who answered the question.

23. Below is a list of problems that people sometimes have in response to stressful experiences. Please indicate how much you have been bothered by the following in the past month.

n. Feeling irritable or having angry outbursts?

	Percent Responding		Percentages					Max ME	Average Amount		
			1	2	3	4	5				
Army Enlisted	99	±1	48	23	14	9	6	±3	2.0	±0.1	
E1 – E4	99	±1	49	21	14	10	7	±4	2.1	±0.1	
Army Officers	99	±1	55	28	9	5	2	±4	1.7	±0.1	
Navy Enlisted	99	±1	46	27	13	10	4	±3	2.0	±0.1	
E1 – E4	99	±1	46	27	12	11	4	±4	2.0	±0.1	
Navy Officers	99	±1	57	28	8	4	2	±4	1.7	±0.1	
Marine Corps Enlisted	99	±1	41	24	16	11	7	±2	2.2	±0.1	
E1 – E4	99	±1	40	23	17	13	7	±3	2.2	±0.1	
Marine Corps Officers	99	±1	52	29	11	5	3	±5	1.8	±0.2	
Air Force Enlisted	100	±1	65	21	8	4	2	±3	1.6	±0.1	
E1 – E4	100	±1	64	19	9	5	3	±4	1.6	±0.1	
Air Force Officers	99	±1	67	25	5	2	1	±4	1.5	±0.1	
MALES	99	±1	56	23	11	6	3	±2	1.8	±0.1	
Army	99	±1	51	24	13	9	4	±3	1.9	±0.1	
Navy	100	±1	52	26	13	5	4	±4	1.8	±0.1	
Marine Corps	99	±1	51	23	15	7	4	±2	1.9	±0.1	
Air Force	100	±1	71	20	5	3	0	±3	1.4	±0.1	
Enlisted	99	±1	55	23	12	7	3	±2	1.8	±0.1	
E1 – E4	99	±1	56	21	13	7	4	±3	1.8	±0.1	
E5 – E9	99	±1	53	25	12	7	3	±2	1.8	±0.1	
Officers	99	±1	62	28	6	3	1	±3	1.5	±0.1	
O1 – O3	99	±1	65	26	6	3	1	±4	1.5	±0.1	
O4 – O6	99	±1	58	31	6	4	1	±5	1.6	±0.1	
Experienced USC	98	±4	25	21	31	1	23	±16	2.8	±0.5	
Not Experienced USC	99	±1	56	23	11	6	3	±2	1.8	±0.1	
Experienced SH	100	±1	25	29	24	10	13	±8	2.6	±0.3	
Not Experienced SH	99	±1	57	23	11	6	3	±2	1.7	±0.1	
Deployed Past 12 Months	99	±1	50	25	13	8	4	±3	1.9	±0.1	
Not Deployed Past 12 Months	100	±1	59	22	11	6	3	±2	1.7	±0.1	
Army Enlisted	99	±1	49	24	14	9	4	±4	2.0	±0.1	
E1 – E4	99	±1	54	19	13	10	4	±5	1.9	±0.2	
Army Officers	100	±1	61	27	7	5	1	±6	1.6	±0.1	
Navy Enlisted	99	±1	50	25	14	6	4	±4	1.9	±0.1	
E1 – E4	99	±1	48	27	15	5	5	±7	1.9	±0.2	
Navy Officers	100	±1	61	28	7	2	1	±5	1.5	±0.1	
Marine Corps Enlisted	99	±1	50	22	16	8	4	±2	1.9	±0.1	
E1 – E4	99	±1	51	21	16	8	4	±3	1.9	±0.1	
Marine Corps Officers	99	±1	54	31	10	4	1	±3	1.7	±0.1	
Air Force Enlisted	100	±1	72	18	6	4	0	±3	1.4	±0.1	
E1 – E4	100	±1	74	16	6	3	0	±5	1.4	±0.1	
Air Force Officers	99	±2	67	27	3	2	1	±6	1.4	±0.1	

Note. Percent responding are active duty members who answered the question.

23. Below is a list of problems that people sometimes have in response to stressful experiences. Please indicate how much you have been bothered by the following in the past month.

o. Having difficulty concentrating?

1. Not at all 2. A little bit 3. Moderately
 4. Quite a bit 5. Extremely

	Percent Responding		Percentages					Max ME	Average Amount		
			1	2	3	4	5				
TOTAL	99	±1	53	25	11	7	4	±2	1.8	±0.1	
Army	99	±1	49	26	12	8	5	±3	1.9	±0.1	
Navy	99	±1	50	25	13	8	5	±3	1.9	±0.1	
Marine Corps	99	±1	49	25	14	8	5	±2	1.9	±0.1	
Air Force	99	±1	65	24	7	3	2	±3	1.5	±0.1	
Enlisted	99	±1	52	25	12	7	5	±2	1.9	±0.1	
E1 – E4	99	±1	51	24	12	7	5	±3	1.9	±0.1	
E1 – E3	99	±1	54	25	11	6	4	±4	1.8	±0.1	
E4	99	±1	49	24	13	9	6	±4	2.0	±0.1	
E5 – E9	99	±1	52	25	12	7	4	±2	1.9	±0.1	
E5 – E6	99	±1	52	25	12	7	5	±2	1.9	±0.1	
E7 – E9	99	±1	52	27	11	7	3	±4	1.8	±0.1	
Officers	99	±1	59	27	8	4	1	±3	1.6	±0.1	
O1 – O3	99	±1	61	26	8	4	1	±4	1.6	±0.1	
O4 – O6	99	±1	57	30	7	5	1	±4	1.6	±0.1	
Deployed Past 12 Months	99	±1	50	25	12	8	5	±3	1.9	±0.1	
Not Deployed Past 12 Months	99	±1	54	25	11	6	4	±2	1.8	±0.1	
Non-Hispanic White	99	±1	53	26	11	7	4	±2	1.8	±0.1	
Total Minority	99	±1	53	24	11	7	4	±2	1.8	±0.1	
Non-Hispanic Black	99	±1	57	22	11	6	4	±4	1.8	±0.1	
Hispanic	99	±1	55	24	11	6	4	±4	1.8	±0.1	
Experienced USC	99	±2	25	24	18	13	20	±9	2.8	±0.3	
Not Experienced USC	99	±1	53	25	11	7	4	±2	1.8	±0.1	
Experienced SH	100	±1	26	29	19	15	11	±5	2.6	±0.2	
Not Experienced SH	99	±1	55	25	11	6	4	±2	1.8	±0.1	
FEMALES	99	±1	49	27	11	7	5	±2	1.9	±0.1	
Army	99	±1	46	27	12	8	7	±3	2.0	±0.1	
Navy	99	±1	44	28	13	10	6	±3	2.1	±0.1	
Marine Corps	99	±1	40	27	16	11	7	±2	2.2	±0.1	
Air Force	99	±1	60	25	8	4	3	±2	1.7	±0.1	
Enlisted	99	±1	48	26	12	8	6	±2	2.0	±0.1	
E1 – E4	99	±1	48	25	13	9	6	±2	2.0	±0.1	
E5 – E9	99	±1	49	28	11	7	5	±2	1.9	±0.1	
Officers	99	±1	55	29	9	5	2	±3	1.7	±0.1	
O1 – O3	99	±1	56	27	10	4	2	±3	1.7	±0.1	
O4 – O6	99	±1	53	33	7	5	2	±4	1.7	±0.1	
Experienced USC	100	±1	24	27	19	12	18	±5	2.7	±0.2	
Not Experienced USC	99	±1	51	27	11	7	4	±2	1.9	±0.1	
Experienced SH	100	±1	30	30	16	12	12	±3	2.5	±0.1	
Not Experienced SH	99	±1	55	26	10	6	3	±2	1.8	±0.1	
Deployed Past 12 Months	99	±1	44	28	13	9	6	±3	2.1	±0.1	
Not Deployed Past 12 Months	99	±1	51	26	11	7	5	±2	1.9	±0.1	

Note. Percent responding are active duty members who answered the question.

23. Below is a list of problems that people sometimes have in response to stressful experiences. Please indicate how much you have been bothered by the following in the past month.

o. Having difficulty concentrating?

	Percent Responding		Percentages					Max ME	Average Amount		
			1	2	3	4	5				
Army Enlisted	99	±1	45	27	12	9	8	±3	2.1	±0.1	
E1 – E4	99	±1	44	26	13	9	8	±4	2.1	±0.1	
Army Officers	99	±1	51	30	11	5	3	±4	1.8	±0.1	
Navy Enlisted	99	±1	42	27	14	10	6	±3	2.1	±0.1	
E1 – E4	99	±1	44	26	14	10	7	±4	2.1	±0.1	
Navy Officers	99	±1	51	32	9	5	3	±4	1.8	±0.1	
Marine Corps Enlisted	99	±1	39	27	17	11	7	±2	2.2	±0.1	
E1 – E4	99	±1	38	26	17	12	7	±3	2.2	±0.1	
Marine Corps Officers	99	±1	49	27	13	7	4	±4	1.9	±0.2	
Air Force Enlisted	99	±1	59	25	9	4	3	±3	1.7	±0.1	
E1 – E4	99	±1	61	21	10	5	3	±4	1.7	±0.1	
Air Force Officers	99	±1	62	26	7	4	1	±4	1.6	±0.1	
MALES	99	±1	53	25	11	7	4	±2	1.8	±0.1	
Army	99	±1	49	26	12	8	4	±3	1.9	±0.1	
Navy	99	±1	51	24	13	7	5	±4	1.9	±0.1	
Marine Corps	99	±1	49	24	14	8	4	±2	1.9	±0.1	
Air Force	99	±1	66	24	7	3	1	±3	1.5	±0.1	
Enlisted	99	±1	52	24	12	7	4	±2	1.9	±0.1	
E1 – E4	99	±1	52	24	12	7	5	±3	1.9	±0.1	
E5 – E9	99	±1	52	25	12	7	4	±2	1.9	±0.1	
Officers	99	±1	60	27	8	4	1	±3	1.6	±0.1	
O1 – O3	99	±1	62	26	7	4	1	±4	1.6	±0.1	
O4 – O6	99	±1	57	29	8	5	1	±5	1.6	±0.1	
Experienced USC	98	±4	27	20	17	14	22	±16	2.8	±0.5	
Not Experienced USC	99	±1	54	25	11	7	4	±2	1.8	±0.1	
Experienced SH	100	±1	21	28	22	18	10	±8	2.7	±0.3	
Not Experienced SH	99	±1	55	25	11	6	4	±2	1.8	±0.1	
Deployed Past 12 Months	99	±1	51	25	12	8	5	±3	1.9	±0.1	
Not Deployed Past 12 Months	99	±1	55	25	11	6	3	±2	1.8	±0.1	
Army Enlisted	99	±1	48	26	12	9	5	±4	2.0	±0.1	
E1 – E4	100	±1	49	26	12	8	5	±5	1.9	±0.2	
Army Officers	99	±1	58	26	9	6	1	±6	1.7	±0.1	
Navy Enlisted	99	±1	49	23	14	8	6	±4	2.0	±0.1	
E1 – E4	100	±1	49	22	14	9	7	±7	2.0	±0.2	
Navy Officers	99	±1	61	28	6	5	1	±5	1.6	±0.1	
Marine Corps Enlisted	99	±1	49	24	15	8	5	±2	2.0	±0.1	
E1 – E4	100	±1	49	23	15	8	5	±3	2.0	±0.1	
Marine Corps Officers	99	±1	55	29	10	5	2	±3	1.7	±0.1	
Air Force Enlisted	99	±1	66	23	7	3	1	±3	1.5	±0.1	
E1 – E4	98	±3	65	25	6	3	1	±5	1.5	±0.1	
Air Force Officers	99	±1	64	27	6	2	1	±6	1.5	±0.1	

Note. Percent responding are active duty members who answered the question.

23. Below is a list of problems that people sometimes have in response to stressful experiences. Please indicate how much you have been bothered by the following in the past month.

p. Being "super alert" or "on guard"?

1. Not at all
 2. A little bit
 3. Moderately
 4. Quite a bit
 5. Extremely

	Percent Responding		Percentages					Max ME	Average Amount		
			1	2	3	4	5				
TOTAL	99	±1	60	19	12	6	4	±2	1.8	±0.1	
Army	99	±1	56	20	13	8	4	±3	1.9	±0.1	
Navy	99	±1	55	21	13	7	4	±3	1.8	±0.1	
Marine Corps	99	±1	52	21	16	7	5	±2	1.9	±0.1	
Air Force	99	±1	76	14	6	3	1	±2	1.4	±0.1	
Enlisted	99	±1	57	19	13	7	4	±2	1.8	±0.1	
E1 – E4	99	±1	56	19	13	7	4	±3	1.8	±0.1	
E1 – E3	99	±1	58	20	13	5	4	±4	1.8	±0.1	
E4	99	±1	55	18	13	9	5	±4	1.9	±0.1	
E5 – E9	99	±1	58	20	12	7	4	±2	1.8	±0.1	
E5 – E6	99	±1	58	20	12	7	4	±2	1.8	±0.1	
E7 – E9	100	±1	59	21	11	7	3	±3	1.8	±0.1	
Officers	99	±1	73	16	7	3	1	±3	1.4	±0.1	
O1 – O3	100	±1	74	15	8	3	1	±3	1.4	±0.1	
O4 – O6	99	±1	75	17	4	2	1	±4	1.4	±0.1	
Deployed Past 12 Months	99	±1	55	20	13	7	4	±3	1.9	±0.1	
Not Deployed Past 12 Months	99	±1	62	18	11	6	3	±2	1.7	±0.1	
Non-Hispanic White	99	±1	62	18	11	6	3	±2	1.7	±0.1	
Total Minority	99	±1	56	20	13	7	5	±2	1.8	±0.1	
Non-Hispanic Black	99	±1	54	19	13	8	6	±4	1.9	±0.1	
Hispanic	100	±1	60	18	12	7	4	±4	1.8	±0.1	
Experienced USC	99	±2	31	25	14	16	14	±8	2.6	±0.3	
Not Experienced USC	99	±1	60	19	12	6	3	±2	1.7	±0.1	
Experienced SH	100	±1	38	25	16	14	7	±5	2.3	±0.2	
Not Experienced SH	99	±1	61	18	11	6	3	±2	1.7	±0.1	
FEMALES	99	±1	64	17	10	5	3	±2	1.7	±0.1	
Army	99	±1	60	19	11	6	4	±3	1.8	±0.1	
Navy	99	±1	59	19	12	6	4	±3	1.8	±0.1	
Marine Corps	99	±1	53	20	14	8	5	±2	1.9	±0.1	
Air Force	99	±1	76	13	6	3	2	±2	1.4	±0.1	
Enlisted	99	±1	61	18	11	6	4	±2	1.7	±0.1	
E1 – E4	99	±1	58	19	12	6	4	±2	1.8	±0.1	
E5 – E9	99	±1	64	17	10	6	3	±2	1.7	±0.1	
Officers	99	±1	77	13	5	3	1	±2	1.4	±0.1	
O1 – O3	99	±1	77	14	5	3	1	±3	1.4	±0.1	
O4 – O6	98	±1	82	10	5	3	1	±3	1.3	±0.1	
Experienced USC	100	±1	34	25	15	13	13	±5	2.5	±0.2	
Not Experienced USC	99	±1	66	16	10	5	3	±2	1.6	±0.1	
Experienced SH	100	±1	46	23	14	10	7	±3	2.1	±0.1	
Not Experienced SH	99	±1	70	15	9	4	2	±2	1.5	±0.1	
Deployed Past 12 Months	99	±1	56	18	14	7	5	±3	1.9	±0.1	
Not Deployed Past 12 Months	99	±1	67	17	9	5	3	±2	1.6	±0.1	

Note. Percent responding are active duty members who answered the question.

23. Below is a list of problems that people sometimes have in response to stressful experiences. Please indicate how much you have been bothered by the following in the past month.

p. Being "super alert" or "on guard"?

	Percent Responding		Percentages					Max ME	Average Amount		
			1	2	3	4	5				
Army Enlisted	99	±1	56	20	13	7	4	±3	1.8	±0.1	
E1 – E4	99	±1	57	19	14	7	4	±4	1.8	±0.1	
Army Officers	99	±1	73	15	7	4	2	±4	1.5	±0.1	
Navy Enlisted	99	±1	56	20	13	7	5	±3	1.9	±0.1	
E1 – E4	99	±1	54	21	13	7	5	±4	1.9	±0.1	
Navy Officers	99	±1	75	16	5	3	2	±3	1.4	±0.1	
Marine Corps Enlisted	99	±1	51	21	15	8	5	±2	2.0	±0.1	
E1 – E4	99	±1	49	22	16	8	5	±3	2.0	±0.1	
Marine Corps Officers	100	±1	73	15	7	3	2	±4	1.5	±0.1	
Air Force Enlisted	99	±1	73	14	7	4	2	±3	1.5	±0.1	
E1 – E4	100	±1	70	16	7	4	3	±4	1.5	±0.1	
Air Force Officers	99	±1	85	9	3	2	1	±3	1.2	±0.1	
MALES	99	±1	59	19	12	6	4	±2	1.8	±0.1	
Army	99	±1	55	20	13	8	4	±3	1.9	±0.1	
Navy	99	±1	55	21	13	7	4	±4	1.8	±0.1	
Marine Corps	99	±1	52	21	16	7	5	±2	1.9	±0.1	
Air Force	100	±1	76	14	6	3	1	±3	1.4	±0.1	
Enlisted	99	±1	56	20	13	7	4	±2	1.8	±0.1	
E1 – E4	99	±1	56	19	14	7	4	±3	1.9	±0.1	
E5 – E9	99	±1	57	21	12	7	4	±2	1.8	±0.1	
Officers	100	±1	72	16	7	3	1	±3	1.4	±0.1	
O1 – O3	100	±1	73	15	8	3	1	±4	1.5	±0.1	
O4 – O6	99	±1	74	18	4	2	2	±4	1.4	±0.1	
Experienced USC	98	±4	28	24	14	19	15	±15	2.7	±0.5	
Not Experienced USC	99	±1	59	19	12	6	3	±2	1.8	±0.1	
Experienced SH	100	±1	30	28	18	17	7	±8	2.4	±0.3	
Not Experienced SH	99	±1	60	19	12	6	3	±2	1.7	±0.1	
Deployed Past 12 Months	99	±1	55	21	13	7	4	±3	1.9	±0.1	
Not Deployed Past 12 Months	99	±1	61	18	11	6	3	±2	1.7	±0.1	
Army Enlisted	99	±1	52	21	13	9	5	±4	1.9	±0.1	
E1 – E4	99	±1	54	19	12	10	6	±5	1.9	±0.2	
Army Officers	100	±1	68	17	10	3	2	±5	1.5	±0.1	
Navy Enlisted	99	±1	51	22	15	7	5	±4	1.9	±0.1	
E1 – E4	99	±2	52	20	18	6	5	±7	1.9	±0.2	
Navy Officers	100	±1	72	18	6	2	1	±5	1.4	±0.1	
Marine Corps Enlisted	99	±1	50	21	17	8	5	±2	2.0	±0.1	
E1 – E4	99	±1	49	21	17	7	5	±3	2.0	±0.1	
Marine Corps Officers	99	±1	66	20	9	3	1	±3	1.5	±0.1	
Air Force Enlisted	100	±1	74	15	6	3	1	±3	1.4	±0.1	
E1 – E4	100	±1	72	16	8	3	1	±5	1.5	±0.1	
Air Force Officers	99	±1	82	12	4	2	0	±5	1.3	±0.1	

Note. Percent responding are active duty members who answered the question.

23. Below is a list of problems that people sometimes have in response to stressful experiences. Please indicate how much you have been bothered by the following in the past month.

q. Feeling jumpy or easily startled?

- 1. Not at all
- 2. A little bit
- 3. Moderately
- 4. Quite a bit
- 5. Extremely

	Percent Responding		Percentages					Max ME	Average Amount		
			1	2	3	4	5				
TOTAL	99	±1	69	16	8	4	2	±2	1.5	±0.1	<div style="width: 1.5em; height: 10px; background-color: blue;"></div>
Army	99	±1	63	18	9	7	3	±3	1.7	±0.1	<div style="width: 1.7em; height: 10px; background-color: blue;"></div>
Navy	99	±1	68	17	8	4	3	±3	1.6	±0.1	<div style="width: 1.6em; height: 10px; background-color: blue;"></div>
Marine Corps	99	±1	64	17	11	5	3	±2	1.6	±0.1	<div style="width: 1.6em; height: 10px; background-color: blue;"></div>
Air Force	99	±1	84	10	4	1	1	±2	1.3	±0.1	<div style="width: 1.3em; height: 10px; background-color: blue;"></div>
Enlisted	99	±1	67	16	9	5	3	±2	1.6	±0.1	<div style="width: 1.6em; height: 10px; background-color: blue;"></div>
E1 – E4	99	±1	66	16	9	5	3	±3	1.6	±0.1	<div style="width: 1.6em; height: 10px; background-color: blue;"></div>
E1 – E3	99	±1	69	14	10	4	3	±3	1.6	±0.1	<div style="width: 1.6em; height: 10px; background-color: blue;"></div>
E4	100	±1	63	18	9	7	3	±4	1.7	±0.1	<div style="width: 1.7em; height: 10px; background-color: blue;"></div>
E5 – E9	99	±1	68	16	8	5	3	±2	1.6	±0.1	<div style="width: 1.6em; height: 10px; background-color: blue;"></div>
E5 – E6	99	±1	68	16	9	5	3	±2	1.6	±0.1	<div style="width: 1.6em; height: 10px; background-color: blue;"></div>
E7 – E9	99	±1	68	19	7	4	2	±3	1.5	±0.1	<div style="width: 1.5em; height: 10px; background-color: blue;"></div>
Officers	99	±1	80	14	4	1	1	±2	1.3	±0.1	<div style="width: 1.3em; height: 10px; background-color: blue;"></div>
O1 – O3	99	±1	82	13	3	1	1	±3	1.3	±0.1	<div style="width: 1.3em; height: 10px; background-color: blue;"></div>
O4 – O6	99	±1	81	12	4	2	0	±3	1.3	±0.1	<div style="width: 1.3em; height: 10px; background-color: blue;"></div>
Deployed Past 12 Months	99	±1	63	18	10	6	3	±3	1.7	±0.1	<div style="width: 1.7em; height: 10px; background-color: blue;"></div>
Not Deployed Past 12 Months	99	±1	72	15	7	4	2	±2	1.5	±0.1	<div style="width: 1.5em; height: 10px; background-color: blue;"></div>
Non-Hispanic White	99	±1	70	15	8	4	2	±2	1.5	±0.1	<div style="width: 1.5em; height: 10px; background-color: blue;"></div>
Total Minority	99	±1	68	16	8	5	3	±2	1.6	±0.1	<div style="width: 1.6em; height: 10px; background-color: blue;"></div>
Non-Hispanic Black	99	±1	71	14	7	5	3	±4	1.6	±0.1	<div style="width: 1.6em; height: 10px; background-color: blue;"></div>
Hispanic	99	±1	69	16	8	4	3	±4	1.6	±0.1	<div style="width: 1.6em; height: 10px; background-color: blue;"></div>
Experienced USC	99	±2	41	23	10	12	13	±9	2.3	±0.3	<div style="width: 2.3em; height: 10px; background-color: blue;"></div>
Not Experienced USC	99	±1	70	16	8	4	2	±2	1.5	±0.1	<div style="width: 1.5em; height: 10px; background-color: blue;"></div>
Experienced SH	100	±1	45	21	15	11	7	±5	2.1	±0.2	<div style="width: 2.1em; height: 10px; background-color: blue;"></div>
Not Experienced SH	99	±1	71	15	8	4	2	±2	1.5	±0.1	<div style="width: 1.5em; height: 10px; background-color: blue;"></div>
FEMALES	99	±1	68	16	8	5	3	±2	1.6	±0.1	<div style="width: 1.6em; height: 10px; background-color: blue;"></div>
Army	99	±1	64	18	8	6	4	±2	1.7	±0.1	<div style="width: 1.7em; height: 10px; background-color: blue;"></div>
Navy	99	±1	65	17	10	5	3	±3	1.6	±0.1	<div style="width: 1.6em; height: 10px; background-color: blue;"></div>
Marine Corps	99	±1	59	18	12	7	4	±2	1.8	±0.1	<div style="width: 1.8em; height: 10px; background-color: blue;"></div>
Air Force	99	±1	79	13	4	3	1	±2	1.4	±0.1	<div style="width: 1.4em; height: 10px; background-color: blue;"></div>
Enlisted	99	±1	66	17	8	5	3	±2	1.6	±0.1	<div style="width: 1.6em; height: 10px; background-color: blue;"></div>
E1 – E4	99	±1	65	17	9	6	4	±2	1.7	±0.1	<div style="width: 1.7em; height: 10px; background-color: blue;"></div>
E5 – E9	99	±1	68	17	7	5	3	±2	1.6	±0.1	<div style="width: 1.6em; height: 10px; background-color: blue;"></div>
Officers	99	±1	79	14	4	2	1	±2	1.3	±0.1	<div style="width: 1.3em; height: 10px; background-color: blue;"></div>
O1 – O3	99	±1	79	14	4	2	1	±3	1.3	±0.1	<div style="width: 1.3em; height: 10px; background-color: blue;"></div>
O4 – O6	99	±1	81	11	4	2	1	±3	1.3	±0.1	<div style="width: 1.3em; height: 10px; background-color: blue;"></div>
Experienced USC	100	±1	39	23	13	13	12	±5	2.4	±0.2	<div style="width: 2.4em; height: 10px; background-color: blue;"></div>
Not Experienced USC	99	±1	70	16	7	4	2	±2	1.5	±0.1	<div style="width: 1.5em; height: 10px; background-color: blue;"></div>
Experienced SH	99	±1	49	22	12	10	7	±3	2.1	±0.1	<div style="width: 2.1em; height: 10px; background-color: blue;"></div>
Not Experienced SH	99	±1	74	14	6	3	2	±2	1.4	±0.1	<div style="width: 1.4em; height: 10px; background-color: blue;"></div>
Deployed Past 12 Months	99	±1	60	19	10	7	4	±3	1.8	±0.1	<div style="width: 1.8em; height: 10px; background-color: blue;"></div>
Not Deployed Past 12 Months	99	±1	71	15	7	4	3	±2	1.5	±0.1	<div style="width: 1.5em; height: 10px; background-color: blue;"></div>

Note. Percent responding are active duty members who answered the question.

23. Below is a list of problems that people sometimes have in response to stressful experiences. Please indicate how much you have been bothered by the following in the past month.

q. Feeling jumpy or easily startled?

	Percent Responding		Percentages					Max ME	Average Amount		
			1	2	3	4	5				
Army Enlisted	99	±1	61	19	8	7	5	±3	1.8	±0.1	■
E1 – E4	99	±1	62	17	9	7	4	±4	1.7	±0.1	■
Army Officers	100	±1	74	16	5	3	2	±4	1.4	±0.1	■
Navy Enlisted	99	±1	63	17	11	5	4	±3	1.7	±0.1	■
E1 – E4	99	±1	62	18	11	5	4	±4	1.7	±0.1	■
Navy Officers	99	±1	76	15	4	4	1	±3	1.4	±0.1	■
Marine Corps Enlisted	99	±1	57	19	13	7	4	±2	1.8	±0.1	■
E1 – E4	99	±1	56	19	13	7	5	±3	1.9	±0.1	■
Marine Corps Officers	99	±1	77	14	5	2	2	±4	1.4	±0.1	■
Air Force Enlisted	99	±1	77	13	5	3	2	±2	1.4	±0.1	■
E1 – E4	99	±1	75	14	5	3	3	±3	1.4	±0.1	■
Air Force Officers	99	±1	86	9	3	2	0	±3	1.2	±0.1	■
MALES	99	±1	70	16	8	4	2	±2	1.5	±0.1	■
Army	99	±1	63	18	10	7	2	±3	1.7	±0.1	■
Navy	99	±1	68	17	8	4	3	±4	1.6	±0.1	■
Marine Corps	99	±1	65	17	11	4	3	±2	1.6	±0.1	■
Air Force	99	±1	85	9	4	1	1	±2	1.2	±0.1	■
Enlisted	99	±1	67	16	9	5	3	±2	1.6	±0.1	■
E1 – E4	99	±1	67	16	9	5	3	±3	1.6	±0.1	■
E5 – E9	99	±1	68	16	9	5	2	±2	1.6	±0.1	■
Officers	99	±1	81	14	4	1	0	±3	1.3	±0.1	■
O1 – O3	99	±1	82	13	3	1	1	±4	1.2	±0.1	■
O4 – O6	99	±1	82	12	4	2	0	±4	1.3	±0.1	■
Experienced USC	98	±4	44	24	8	10	14	±15	2.3	±0.5	■
Not Experienced USC	99	±1	70	16	8	4	2	±2	1.5	±0.1	■
Experienced SH	100	±1	42	21	18	13	7	±9	2.2	±0.3	■
Not Experienced SH	99	±1	71	15	8	4	2	±2	1.5	±0.1	■
Deployed Past 12 Months	99	±1	64	18	10	5	3	±3	1.7	±0.1	■
Not Deployed Past 12 Months	99	±1	73	15	7	4	2	±2	1.5	±0.1	■
Army Enlisted	99	±1	61	18	11	8	3	±4	1.7	±0.1	■
E1 – E4	100	±1	62	17	10	9	2	±5	1.7	±0.2	■
Army Officers	99	±2	74	18	6	1	1	±5	1.4	±0.1	■
Navy Enlisted	99	±1	65	18	9	4	4	±4	1.6	±0.1	■
E1 – E4	100	±1	64	18	10	4	4	±7	1.7	±0.2	■
Navy Officers	99	±1	84	12	2	2	0	±4	1.2	±0.1	■
Marine Corps Enlisted	99	±1	63	17	12	5	3	±2	1.7	±0.1	■
E1 – E4	99	±1	63	17	12	5	3	±3	1.7	±0.1	■
Marine Corps Officers	99	±1	77	15	6	2	0	±3	1.3	±0.1	■
Air Force Enlisted	99	±1	84	9	4	1	1	±3	1.2	±0.1	■
E1 – E4	98	±3	83	9	5	1	1	±4	1.3	±0.1	■
Air Force Officers	99	±2	90	7	2	1	0	±4	1.1	±0.1	■

Note. Percent responding are active duty members who answered the question.

23. Posttraumatic Stress Disorder (PTSD) score: Constructed from Q23. PTSD is a type of trauma and stress-related disorder that can be triggered by experiencing or witnessing a traumatic event that causes fear, helplessness, or horror and is characterized by persistent frightening thoughts and memories, emotional detachment or numbness, sleep problems, and a tendency to be easily startled.

	Percent Responding		Mean	Max ME	PTSD Score
TOTAL	99	±1	27.8	±0.4	■
Army	99	±1	29.2	±0.7	■
Navy	99	±1	29.0	±0.8	■
Marine Corps	99	±1	29.6	±0.4	■
Air Force	99	±1	23.0	±0.4	■
Enlisted	99	±1	28.6	±0.4	■
E1 – E4	99	±1	29.0	±0.7	■
E1 – E3	99	±1	28.1	±0.9	■
E4	99	±1	30.0	±1.0	■
E5 – E9	99	±1	28.1	±0.5	■
E5 – E6	99	±1	28.4	±0.6	■
E7 – E9	98	±1	27.3	±0.8	■
Officers	99	±1	23.8	±0.5	■
O1 – O3	99	±1	23.5	±0.7	■
O4 – O6	98	±1	23.9	±0.7	■
Deployed Past 12 Months	99	±1	29.2	±0.7	■
Not Deployed Past 12 Months	99	±1	27.1	±0.4	■
Non-Hispanic White	99	±1	27.2	±0.5	■
Total Minority	99	±1	28.7	±0.6	■
Non-Hispanic Black	98	±1	28.3	±0.9	■
Hispanic	99	±1	28.1	±1.0	■
Experienced USC	98	±2	42.5	±3.7	■
Not Experienced USC	99	±1	27.5	±0.4	■
Experienced SH	99	±1	38.2	±1.6	■
Not Experienced SH	99	±1	27.0	±0.4	■
FEMALES	98	±1	28.7	±0.4	■
Army	98	±1	30.1	±0.7	■
Navy	99	±1	30.5	±0.7	■
Marine Corps	99	±1	32.8	±0.5	■
Air Force	98	±1	24.6	±0.5	■
Enlisted	98	±1	29.5	±0.4	■
E1 – E4	99	±1	30.4	±0.6	■
E5 – E9	98	±1	28.5	±0.5	■
Officers	99	±1	25.0	±0.5	■
O1 – O3	99	±1	24.8	±0.6	■
O4 – O6	98	±1	24.5	±0.8	■
Experienced USC	99	±2	42.3	±2.0	■
Not Experienced USC	98	±1	27.8	±0.4	■
Experienced SH	99	±1	36.9	±0.9	■
Not Experienced SH	98	±1	26.2	±0.4	■
Deployed Past 12 Months	99	±1	30.9	±0.8	■
Not Deployed Past 12 Months	98	±1	28.0	±0.4	■

Note. Percent responding are active duty members who answered the question. The scale ranges from 17 to 85. A score of 50 or higher on the PTSD Checklist is considered indicative of probable PTSD diagnosis. The overall Cronbach's coefficient alpha = 0.96 (males = 0.96 and females = 0.96).

23. Posttraumatic Stress Disorder (PTSD) score: Constructed from Q23. PTSD is a type of trauma and stress-related disorder that can be triggered by experiencing or witnessing a traumatic event that causes fear, helplessness, or horror and is characterized by persistent frightening thoughts and memories, emotional detachment or numbness, sleep problems, and a tendency to be easily startled.

	Percent Responding		Mean	Max ME	PTSD Score
Army Enlisted	98	±1	31.1	±0.8	
E1 – E4	98	±1	31.3	±1.1	
Army Officers	99	±1	26.3	±0.9	
Navy Enlisted	99	±1	31.4	±0.8	
E1 – E4	99	±1	31.7	±1.1	
Navy Officers	98	±1	25.6	±0.8	
Marine Corps Enlisted	99	±1	33.4	±0.6	
E1 – E4	99	±1	34.1	±0.8	
Marine Corps Officers	99	±1	27.2	±1.4	
Air Force Enlisted	98	±1	25.1	±0.6	
E1 – E4	98	±1	25.9	±1.1	
Air Force Officers	98	±1	22.6	±0.7	
MALES	99	±1	27.6	±0.4	
Army	99	±1	29.1	±0.8	
Navy	99	±1	28.7	±1.0	
Marine Corps	99	±1	29.3	±0.5	
Air Force	99	±1	22.7	±0.5	
Enlisted	99	±1	28.4	±0.5	
E1 – E4	99	±1	28.7	±0.8	
E5 – E9	99	±1	28.1	±0.6	
Officers	99	±1	23.6	±0.6	
O1 – O3	99	±1	23.2	±0.8	
O4 – O6	98	±1	23.8	±0.8	
Experienced USC	98	±4	42.7	±6.6	
Not Experienced USC	99	±1	27.4	±0.4	
Experienced SH	100	±1	39.5	±2.9	
Not Experienced SH	99	±1	27.1	±0.4	
Deployed Past 12 Months	99	±1	29.0	±0.8	
Not Deployed Past 12 Months	99	±1	26.9	±0.5	
Army Enlisted	99	±1	30.1	±1.0	
E1 – E4	99	±1	29.7	±1.5	
Army Officers	99	±2	24.5	±1.1	
Navy Enlisted	99	±1	29.8	±1.1	
E1 – E4	99	±1	30.4	±1.9	
Navy Officers	99	±2	23.2	±0.9	
Marine Corps Enlisted	99	±1	29.9	±0.5	
E1 – E4	99	±1	30.1	±0.7	
Marine Corps Officers	98	±1	24.8	±0.6	
Air Force Enlisted	99	±1	22.8	±0.6	
E1 – E4	98	±3	23.2	±1.0	
Air Force Officers	99	±2	21.9	±0.8	

Note. Percent responding are active duty members who answered the question. The scale ranges from 17 to 85. A score of 50 or higher on the PTSD Checklist is considered indicative of probable PTSD diagnosis. The overall Cronbach's coefficient alpha = 0.96 (males = 0.96 and females = 0.96).

24. Over the past month, have you been bothered by the following problems?**a. Little interest or pleasure in doing things**

1. Not at all

2. Several days

3. More than half the days

4. Nearly every day

	Percent Responding		Percentages				Max ME	Average Frequency		
			1	2	3	4				
TOTAL	99	±1	70	22	5	3	±2	1.4	±0.1	
Army	99	±1	67	23	6	4	±3	1.5	±0.1	
Navy	100	±1	65	25	6	4	±3	1.5	±0.1	
Marine Corps	100	±1	64	25	7	4	±2	1.5	±0.1	
Air Force	99	±1	83	14	2	1	±2	1.2	±0.1	
Enlisted	99	±1	68	22	6	4	±2	1.4	±0.1	
E1 – E4	99	±1	68	22	6	4	±3	1.5	±0.1	
E1 – E3	99	±1	70	22	5	3	±3	1.4	±0.1	
E4	100	±1	65	23	7	5	±3	1.5	±0.1	
E5 – E9	99	±1	69	22	6	3	±2	1.4	±0.1	
E5 – E6	99	±1	67	23	6	4	±2	1.5	±0.1	
E7 – E9	99	±1	72	21	4	2	±3	1.4	±0.1	
Officers	99	±1	79	18	3	1	±2	1.3	±0.1	
O1 – O3	99	±1	80	16	3	1	±3	1.2	±0.1	
O4 – O6	100	±1	78	19	2	1	±4	1.3	±0.1	
Deployed Past 12 Months	99	±1	67	23	5	4	±3	1.5	±0.1	
Not Deployed Past 12 Months	99	±1	71	21	5	3	±2	1.4	±0.1	
Non-Hispanic White	99	±1	71	21	5	3	±2	1.4	±0.1	
Total Minority	99	±1	68	22	6	4	±2	1.5	±0.1	
Non-Hispanic Black	99	±1	71	20	6	4	±3	1.4	±0.1	
Hispanic	100	±1	69	22	5	4	±3	1.4	±0.1	
Experienced USC	99	±2	40	29	17	14	±9	2.1	±0.2	
Not Experienced USC	99	±1	71	21	5	3	±2	1.4	±0.1	
Experienced SH	100	±1	45	34	12	9	±5	1.9	±0.1	
Not Experienced SH	99	±1	72	21	5	3	±2	1.4	±0.1	
FEMALES	99	±1	69	22	6	4	±2	1.4	±0.1	
Army	99	±1	66	23	7	5	±3	1.5	±0.1	
Navy	100	±1	63	26	7	4	±3	1.5	±0.1	
Marine Corps	99	±1	58	28	10	5	±2	1.6	±0.1	
Air Force	99	±1	80	15	4	2	±2	1.3	±0.1	
Enlisted	99	±1	67	22	6	4	±2	1.5	±0.1	
E1 – E4	99	±1	65	23	7	5	±2	1.5	±0.1	
E5 – E9	99	±1	69	21	6	4	±2	1.4	±0.1	
Officers	100	±1	77	18	4	2	±2	1.3	±0.1	
O1 – O3	100	±1	77	18	4	1	±3	1.3	±0.1	
O4 – O6	100	±1	77	17	3	3	±3	1.3	±0.1	
Experienced USC	100	±1	45	28	15	11	±5	1.9	±0.2	
Not Experienced USC	99	±1	70	21	5	3	±2	1.4	±0.1	
Experienced SH	100	±1	50	30	11	9	±3	1.8	±0.1	
Not Experienced SH	99	±1	75	19	4	2	±2	1.3	±0.1	
Deployed Past 12 Months	99	±1	65	23	7	5	±3	1.5	±0.1	
Not Deployed Past 12 Months	99	±1	70	21	6	3	±2	1.4	±0.1	

Note. Percent responding are active duty members who answered the question.

24. Over the past month, have you been bothered by the following problems?

a. Little interest or pleasure in doing things

	Percent Responding		Percentages				Max ME	Average Frequency		
			1	2	3	4				
Army Enlisted	99	±1	63	24	7	5	±3	1.5	±0.1	
E1 – E4	99	±1	63	24	7	6	±4	1.5	±0.1	
Army Officers	100	±1	75	20	4	2	±4	1.3	±0.1	
Navy Enlisted	100	±1	61	27	7	5	±3	1.6	±0.1	
E1 – E4	100	±1	61	26	7	5	±4	1.6	±0.1	
Navy Officers	100	±1	72	22	4	2	±4	1.4	±0.1	
Marine Corps Enlisted	99	±1	56	28	10	5	±2	1.6	±0.1	
E1 – E4	99	±1	55	29	11	5	±3	1.7	±0.1	
Marine Corps Officers	99	±1	69	22	6	3	±5	1.4	±0.1	
Air Force Enlisted	99	±1	79	15	4	2	±2	1.3	±0.1	
E1 – E4	99	±1	78	16	4	2	±3	1.3	±0.1	
Air Force Officers	99	±1	83	12	3	1	±3	1.2	±0.1	
MALES	99	±1	70	22	5	3	±2	1.4	±0.1	
Army	99	±1	68	23	6	4	±3	1.5	±0.1	
Navy	100	±1	66	25	6	3	±4	1.5	±0.1	
Marine Corps	100	±1	64	25	7	4	±2	1.5	±0.1	
Air Force	99	±1	83	14	2	1	±3	1.2	±0.1	
Enlisted	99	±1	68	22	6	4	±2	1.4	±0.1	
E1 – E4	99	±1	68	22	6	4	±3	1.4	±0.1	
E5 – E9	99	±1	68	23	6	3	±2	1.4	±0.1	
Officers	99	±1	79	17	2	1	±3	1.3	±0.1	
O1 – O3	99	±1	81	16	3	1	±4	1.2	±0.1	
O4 – O6	100	±1	78	19	2	1	±4	1.3	±0.1	
Experienced USC	98	±4	35	29	18	17	±16	2.2	±0.4	
Not Experienced USC	99	±1	71	21	5	3	±2	1.4	±0.1	
Experienced SH	100	±1	39	38	14	9	±9	1.9	±0.2	
Not Experienced SH	99	±1	72	21	5	3	±2	1.4	±0.1	
Deployed Past 12 Months	99	±1	67	23	5	4	±3	1.5	±0.1	
Not Deployed Past 12 Months	99	±1	72	21	5	3	±2	1.4	±0.1	
Army Enlisted	99	±1	66	23	7	4	±4	1.5	±0.1	
E1 – E4	99	±2	67	22	7	4	±5	1.5	±0.1	
Army Officers	99	±1	77	19	2	2	±5	1.3	±0.1	
Navy Enlisted	100	±1	63	26	6	4	±4	1.5	±0.1	
E1 – E4	100	±0	66	24	6	5	±7	1.5	±0.2	
Navy Officers	99	±1	80	17	3	1	±5	1.2	±0.1	
Marine Corps Enlisted	100	±1	63	26	7	4	±2	1.5	±0.1	
E1 – E4	100	±1	61	27	7	5	±3	1.6	±0.1	
Marine Corps Officers	99	±1	74	21	3	2	±3	1.3	±0.1	
Air Force Enlisted	99	±1	83	14	2	1	±3	1.2	±0.1	
E1 – E4	99	±1	82	16	2	0	±5	1.2	±0.1	
Air Force Officers	99	±1	84	15	2	0	±5	1.2	±0.1	

Note. Percent responding are active duty members who answered the question.

24. Over the past month, have you been bothered by the following problems?

b. Feeling down, depressed, or hopeless

1. Not at all

2. Several days

3. More than half the days

4. Nearly every day

	Percent Responding		Percentages				Max ME	Average Frequency		
			1	2	3	4				
TOTAL	98	±1	72	20	5	3	±2	1.4	±0.1	
Army	98	±1	71	21	5	3	±3	1.4	±0.1	
Navy	99	±1	67	23	5	4	±3	1.5	±0.1	
Marine Corps	98	±1	67	23	6	3	±2	1.5	±0.1	
Air Force	98	±1	83	14	2	1	±2	1.2	±0.1	
Enlisted	98	±1	71	21	5	3	±2	1.4	±0.1	
E1 – E4	99	±1	69	21	6	4	±3	1.4	±0.1	
E1 – E3	99	±1	72	20	5	3	±3	1.4	±0.1	
E4	99	±1	66	22	7	5	±3	1.5	±0.1	
E5 – E9	98	±1	73	20	5	3	±2	1.4	±0.1	
E5 – E6	98	±1	71	20	5	3	±2	1.4	±0.1	
E7 – E9	98	±1	76	19	2	2	±3	1.3	±0.1	
Officers	98	±1	81	17	2	1	±2	1.2	±0.1	
O1 – O3	98	±1	81	16	2	1	±3	1.2	±0.1	
O4 – O6	98	±1	79	18	2	1	±3	1.2	±0.1	
Deployed Past 12 Months	98	±1	70	22	5	3	±3	1.4	±0.1	
Not Deployed Past 12 Months	98	±1	74	19	5	3	±2	1.4	±0.1	
Non-Hispanic White	98	±1	73	20	5	3	±2	1.4	±0.1	
Total Minority	99	±1	72	20	5	3	±2	1.4	±0.1	
Non-Hispanic Black	98	±1	75	18	4	3	±3	1.3	±0.1	
Hispanic	99	±1	74	18	5	3	±3	1.4	±0.1	
Experienced USC	95	±5	40	34	14	12	±9	2.0	±0.2	
Not Experienced USC	98	±1	73	20	4	3	±2	1.4	±0.1	
Experienced SH	98	±2	43	35	12	9	±5	1.9	±0.1	
Not Experienced SH	98	±1	75	19	4	2	±2	1.3	±0.1	
FEMALES	98	±1	67	23	6	4	±2	1.5	±0.1	
Army	98	±1	65	24	7	4	±3	1.5	±0.1	
Navy	98	±1	59	29	7	5	±3	1.6	±0.1	
Marine Corps	98	±1	57	29	10	5	±2	1.6	±0.1	
Air Force	99	±1	79	16	3	2	±2	1.3	±0.1	
Enlisted	98	±1	66	24	6	4	±2	1.5	±0.1	
E1 – E4	98	±1	63	25	7	5	±2	1.5	±0.1	
E5 – E9	98	±1	69	22	6	3	±2	1.4	±0.1	
Officers	99	±1	74	20	4	2	±2	1.3	±0.1	
O1 – O3	99	±1	74	21	4	1	±3	1.3	±0.1	
O4 – O6	98	±2	76	20	2	2	±3	1.3	±0.1	
Experienced USC	99	±1	40	31	15	14	±5	2.0	±0.2	
Not Experienced USC	98	±1	69	23	5	3	±2	1.4	±0.1	
Experienced SH	99	±1	49	31	11	9	±3	1.8	±0.1	
Not Experienced SH	98	±1	73	21	4	2	±2	1.4	±0.1	
Deployed Past 12 Months	98	±1	64	24	7	5	±3	1.5	±0.1	
Not Deployed Past 12 Months	99	±1	68	23	6	4	±2	1.4	±0.1	

Note. Percent responding are active duty members who answered the question.

24. Over the past month, have you been bothered by the following problems?

b. Feeling down, depressed, or hopeless

	Percent Responding		Percentages				Max ME	Average Frequency		
			1	2	3	4				
Army Enlisted	98	±1	63	25	7	5	±3	1.5	±0.1	■
E1 – E4	98	±1	62	25	7	6	±4	1.6	±0.1	■
Army Officers	99	±1	72	22	4	2	±4	1.4	±0.1	■
Navy Enlisted	98	±1	58	30	8	5	±3	1.6	±0.1	■
E1 – E4	99	±1	55	31	8	6	±4	1.6	±0.1	■
Navy Officers	99	±1	69	25	4	2	±4	1.4	±0.1	■
Marine Corps Enlisted	98	±1	56	29	10	6	±2	1.7	±0.1	■
E1 – E4	98	±1	53	31	10	6	±3	1.7	±0.1	■
Marine Corps Officers	98	±3	65	26	8	2	±4	1.5	±0.1	■
Air Force Enlisted	99	±1	78	16	3	2	±2	1.3	±0.1	■
E1 – E4	99	±1	77	16	4	3	±3	1.3	±0.1	■
Air Force Officers	99	±1	82	15	2	1	±3	1.2	±0.1	■
MALES	98	±1	73	19	4	3	±2	1.4	±0.1	■
Army	98	±1	72	20	5	3	±3	1.4	±0.1	■
Navy	99	±1	69	22	5	4	±4	1.4	±0.1	■
Marine Corps	99	±1	68	23	6	3	±2	1.4	±0.1	■
Air Force	98	±1	84	13	2	0	±3	1.2	±0.1	■
Enlisted	98	±1	72	20	5	3	±2	1.4	±0.1	■
E1 – E4	99	±1	70	20	6	4	±3	1.4	±0.1	■
E5 – E9	98	±1	73	20	4	3	±2	1.4	±0.1	■
Officers	98	±1	82	16	2	1	±3	1.2	±0.1	■
O1 – O3	98	±2	83	15	1	1	±4	1.2	±0.1	■
O4 – O6	98	±1	80	17	2	1	±4	1.2	±0.1	■
Experienced USC	91	±9	40	36	13	11	±16	2.0	±0.3	■
Not Experienced USC	98	±1	74	19	4	3	±2	1.4	±0.1	■
Experienced SH	97	±3	38	39	14	9	±9	1.9	±0.2	■
Not Experienced SH	98	±1	75	19	4	2	±2	1.3	±0.1	■
Deployed Past 12 Months	98	±1	70	22	4	3	±3	1.4	±0.1	■
Not Deployed Past 12 Months	98	±1	75	18	4	2	±2	1.3	±0.1	■
Army Enlisted	98	±1	69	21	6	4	±3	1.4	±0.1	■
E1 – E4	99	±2	70	20	7	4	±5	1.4	±0.1	■
Army Officers	98	±2	82	15	2	1	±5	1.2	±0.1	■
Navy Enlisted	99	±1	67	23	5	4	±4	1.5	±0.1	■
E1 – E4	98	±2	67	22	5	6	±7	1.5	±0.2	■
Navy Officers	98	±2	79	18	2	2	±5	1.3	±0.1	■
Marine Corps Enlisted	99	±1	67	23	7	4	±2	1.5	±0.1	■
E1 – E4	98	±1	65	24	7	4	±3	1.5	±0.1	■
Marine Corps Officers	99	±1	78	19	2	1	±3	1.3	±0.1	■
Air Force Enlisted	99	±1	84	13	2	0	±3	1.2	±0.1	■
E1 – E4	98	±1	81	17	2	0	±5	1.2	±0.1	■
Air Force Officers	98	±2	85	13	1	0	±5	1.2	±0.1	■

Note. Percent responding are active duty members who answered the question.

24. Over the past month, have you been bothered by the following problems?

c. Trouble falling or staying asleep, or sleeping too much

1. Not at all

2. Several days

3. More than half the days

4. Nearly every day

	Percent Responding		Percentages				Max ME	Average Frequency		
			1	2	3	4				
TOTAL	99	±1	53	27	12	9	±2	1.8	±0.1	
Army	99	±1	48	27	14	10	±3	1.9	±0.1	
Navy	99	±1	51	28	13	9	±3	1.8	±0.1	
Marine Corps	99	±1	49	28	13	10	±2	1.8	±0.1	
Air Force	99	±1	65	23	7	4	±3	1.5	±0.1	
Enlisted	99	±1	51	27	13	10	±2	1.8	±0.1	
E1 – E4	99	±1	51	26	13	10	±3	1.8	±0.1	
E1 – E3	99	±1	53	27	12	9	±4	1.8	±0.1	
E4	99	±1	47	26	15	12	±4	1.9	±0.1	
E5 – E9	99	±1	51	27	12	9	±2	1.8	±0.1	
E5 – E6	99	±1	52	26	13	9	±2	1.8	±0.1	
E7 – E9	99	±1	51	30	12	7	±4	1.8	±0.1	
Officers	99	±1	62	27	8	3	±3	1.5	±0.1	
O1 – O3	99	±1	65	25	7	3	±3	1.5	±0.1	
O4 – O6	98	±1	60	30	6	4	±4	1.5	±0.1	
Deployed Past 12 Months	99	±1	48	29	13	10	±3	1.9	±0.1	
Not Deployed Past 12 Months	99	±1	55	26	12	8	±2	1.7	±0.1	
Non-Hispanic White	99	±1	53	27	12	8	±2	1.7	±0.1	
Total Minority	99	±1	52	26	11	10	±2	1.8	±0.1	
Non-Hispanic Black	99	±1	54	24	11	11	±4	1.8	±0.1	
Hispanic	99	±1	53	28	12	7	±4	1.7	±0.1	
Experienced USC	98	±2	25	31	22	22	±9	2.4	±0.2	
Not Experienced USC	99	±1	53	27	12	8	±2	1.7	±0.1	
Experienced SH	99	±1	28	30	23	20	±5	2.3	±0.1	
Not Experienced SH	99	±1	55	26	11	8	±2	1.7	±0.1	
FEMALES	99	±1	46	31	12	11	±2	1.9	±0.1	
Army	99	±1	43	30	14	13	±3	2.0	±0.1	
Navy	99	±1	43	32	13	12	±3	1.9	±0.1	
Marine Corps	99	±1	40	30	15	15	±2	2.1	±0.1	
Air Force	99	±1	54	30	8	7	±2	1.7	±0.1	
Enlisted	99	±1	45	30	13	12	±2	1.9	±0.1	
E1 – E4	99	±1	44	29	13	13	±2	2.0	±0.1	
E5 – E9	99	±1	45	32	12	11	±2	1.9	±0.1	
Officers	99	±1	53	32	9	6	±3	1.7	±0.1	
O1 – O3	99	±1	53	32	10	6	±3	1.7	±0.1	
O4 – O6	99	±1	53	33	8	6	±4	1.7	±0.1	
Experienced USC	99	±2	24	30	18	28	±5	2.5	±0.2	
Not Experienced USC	99	±1	47	31	12	10	±2	1.8	±0.1	
Experienced SH	99	±1	28	33	17	22	±3	2.3	±0.1	
Not Experienced SH	99	±1	51	30	10	8	±2	1.8	±0.1	
Deployed Past 12 Months	99	±1	40	32	15	13	±3	2.0	±0.1	
Not Deployed Past 12 Months	99	±1	48	30	11	11	±2	1.8	±0.1	

Note. Percent responding are active duty members who answered the question.

24. Over the past month, have you been bothered by the following problems?

c. Trouble falling or staying asleep, or sleeping too much

	Percent Responding		Percentages				Max ME	Average Frequency		
			1	2	3	4				
Army Enlisted	99	±1	41	30	15	15	±3	2.0	±0.1	
E1 – E4	99	±1	42	28	15	15	±4	2.0	±0.1	
Army Officers	99	±1	49	33	11	7	±4	1.8	±0.1	
Navy Enlisted	99	±1	41	32	13	13	±3	2.0	±0.1	
E1 – E4	98	±1	41	31	13	15	±4	2.0	±0.1	
Navy Officers	99	±1	51	33	9	7	±4	1.7	±0.1	
Marine Corps Enlisted	99	±1	39	30	15	16	±2	2.1	±0.1	
E1 – E4	99	±1	37	30	16	17	±3	2.1	±0.1	
Marine Corps Officers	99	±1	51	31	11	6	±4	1.7	±0.1	
Air Force Enlisted	99	±1	53	30	9	8	±3	1.7	±0.1	
E1 – E4	99	±1	53	29	8	9	±4	1.7	±0.1	
Air Force Officers	99	±1	58	31	7	4	±4	1.6	±0.1	
MALES	99	±1	54	26	12	8	±2	1.7	±0.1	
Army	99	±1	49	27	14	10	±3	1.8	±0.1	
Navy	99	±1	52	28	13	8	±4	1.8	±0.1	
Marine Corps	99	±1	50	28	12	10	±2	1.8	±0.1	
Air Force	99	±1	68	22	7	4	±3	1.5	±0.1	
Enlisted	99	±1	52	26	13	9	±2	1.8	±0.1	
E1 – E4	99	±1	52	25	13	10	±3	1.8	±0.1	
E5 – E9	99	±1	52	27	12	8	±2	1.8	±0.1	
Officers	99	±1	64	26	7	3	±3	1.5	±0.1	
O1 – O3	99	±1	68	24	6	2	±4	1.4	±0.1	
O4 – O6	98	±1	61	30	6	4	±5	1.5	±0.1	
Experienced USC	98	±4	26	32	25	17	±16	2.3	±0.3	
Not Experienced USC	99	±1	54	26	12	8	±2	1.7	±0.1	
Experienced SH	99	±2	27	27	28	18	±8	2.4	±0.2	
Not Experienced SH	99	±1	55	26	11	8	±2	1.7	±0.1	
Deployed Past 12 Months	99	±1	49	29	12	10	±3	1.8	±0.1	
Not Deployed Past 12 Months	99	±1	57	25	12	7	±2	1.7	±0.1	
Army Enlisted	99	±1	47	27	15	11	±4	1.9	±0.1	
E1 – E4	99	±1	49	25	14	11	±5	1.9	±0.1	
Army Officers	99	±1	61	26	9	4	±6	1.6	±0.1	
Navy Enlisted	99	±1	50	27	14	9	±4	1.8	±0.1	
E1 – E4	100	±1	47	28	16	9	±7	1.9	±0.2	
Navy Officers	98	±2	64	29	5	2	±5	1.5	±0.1	
Marine Corps Enlisted	99	±1	49	27	13	11	±2	1.9	±0.1	
E1 – E4	99	±1	48	27	14	11	±3	1.9	±0.1	
Marine Corps Officers	99	±1	59	31	8	3	±3	1.6	±0.1	
Air Force Enlisted	99	±1	67	22	7	4	±3	1.5	±0.1	
E1 – E4	98	±1	67	22	7	4	±5	1.5	±0.1	
Air Force Officers	99	±1	70	21	6	3	±6	1.4	±0.1	

Note. Percent responding are active duty members who answered the question.

24. Over the past month, have you been bothered by the following problems?

d. Feeling tired or having little energy

- 1. Not at all
- 4. Nearly every day

2. Several days

3. More than half the days

	Percent Responding		Percentages				Max ME	Average Frequency		
			1	2	3	4				
TOTAL	99	±1	48	33	12	7	±2	1.8	±0.1	
Army	98	±1	44	35	14	8	±3	1.9	±0.1	
Navy	99	±1	44	33	15	9	±3	1.9	±0.1	
Marine Corps	99	±1	44	34	14	8	±2	1.9	±0.1	
Air Force	99	±1	61	28	7	4	±3	1.5	±0.1	
Enlisted	99	±1	47	32	13	8	±2	1.8	±0.1	
E1 – E4	99	±1	47	30	14	9	±3	1.8	±0.1	
E1 – E3	99	±1	50	30	13	8	±4	1.8	±0.1	
E4	99	±1	45	31	14	10	±4	1.9	±0.1	
E5 – E9	99	±1	47	33	13	7	±2	1.8	±0.1	
E5 – E6	99	±1	47	32	13	8	±2	1.8	±0.1	
E7 – E9	99	±1	47	35	12	5	±4	1.8	±0.1	
Officers	99	±1	53	37	8	3	±3	1.6	±0.1	
O1 – O3	99	±1	54	36	7	3	±4	1.6	±0.1	
O4 – O6	99	±1	53	38	7	3	±4	1.6	±0.1	
Deployed Past 12 Months	99	±1	45	34	12	8	±3	1.8	±0.1	
Not Deployed Past 12 Months	99	±1	49	32	12	7	±2	1.8	±0.1	
Non-Hispanic White	99	±1	48	33	12	7	±2	1.8	±0.1	
Total Minority	99	±1	48	32	12	8	±2	1.8	±0.1	
Non-Hispanic Black	99	±1	50	32	11	7	±4	1.8	±0.1	
Hispanic	99	±1	48	32	12	7	±4	1.8	±0.1	
Experienced USC	98	±3	26	26	22	26	±9	2.5	±0.2	
Not Experienced USC	99	±1	48	33	12	7	±2	1.8	±0.1	
Experienced SH	98	±2	21	36	24	19	±5	2.4	±0.1	
Not Experienced SH	99	±1	50	32	11	6	±2	1.7	±0.1	
FEMALES	99	±1	40	37	13	10	±2	1.9	±0.1	
Army	99	±1	37	37	15	11	±3	2.0	±0.1	
Navy	99	±1	33	40	15	12	±3	2.1	±0.1	
Marine Corps	99	±1	34	36	17	13	±2	2.1	±0.1	
Air Force	99	±1	50	35	8	7	±2	1.7	±0.1	
Enlisted	99	±1	39	37	14	11	±2	2.0	±0.1	
E1 – E4	99	±1	38	35	14	12	±2	2.0	±0.1	
E5 – E9	99	±1	39	39	13	10	±2	1.9	±0.1	
Officers	99	±1	45	40	10	6	±3	1.8	±0.1	
O1 – O3	99	±1	45	39	10	6	±3	1.8	±0.1	
O4 – O6	99	±1	46	40	9	5	±4	1.7	±0.1	
Experienced USC	99	±2	19	34	20	27	±5	2.6	±0.2	
Not Experienced USC	99	±1	41	37	13	9	±2	1.9	±0.1	
Experienced SH	99	±1	22	39	19	20	±3	2.4	±0.1	
Not Experienced SH	99	±1	45	37	11	7	±2	1.8	±0.1	
Deployed Past 12 Months	99	±1	37	37	15	11	±3	2.0	±0.1	
Not Deployed Past 12 Months	99	±1	41	37	12	10	±2	1.9	±0.1	

Note. Percent responding are active duty members who answered the question.

24. Over the past month, have you been bothered by the following problems?

d. Feeling tired or having little energy

	Percent Responding		Percentages				Max ME	Average Frequency		
			1	2	3	4				
Army Enlisted	99	±1	35	36	16	12	±3	2.1	±0.1	
E1 – E4	99	±1	36	35	16	13	±4	2.1	±0.1	
Army Officers	99	±1	43	41	10	6	±4	1.8	±0.1	
Navy Enlisted	99	±1	32	39	16	13	±3	2.1	±0.1	
E1 – E4	99	±1	32	38	17	14	±4	2.1	±0.1	
Navy Officers	99	±1	41	42	10	7	±4	1.8	±0.1	
Marine Corps Enlisted	99	±1	33	36	17	14	±2	2.1	±0.1	
E1 – E4	99	±1	32	36	17	15	±3	2.1	±0.1	
Marine Corps Officers	99	±1	43	37	14	6	±4	1.8	±0.1	
Air Force Enlisted	99	±1	49	35	9	7	±3	1.7	±0.1	
E1 – E4	99	±1	53	32	8	7	±4	1.7	±0.1	
Air Force Officers	99	±1	51	37	8	5	±4	1.7	±0.1	
MALES	99	±1	49	32	12	7	±2	1.8	±0.1	
Army	98	±1	45	34	14	8	±3	1.8	±0.1	
Navy	99	±1	46	31	14	8	±4	1.8	±0.1	
Marine Corps	99	±1	45	33	13	8	±2	1.8	±0.1	
Air Force	99	±1	64	27	6	3	±3	1.5	±0.1	
Enlisted	99	±1	48	31	13	8	±2	1.8	±0.1	
E1 – E4	99	±1	49	30	13	8	±3	1.8	±0.1	
E5 – E9	99	±1	48	32	13	7	±2	1.8	±0.1	
Officers	99	±1	54	36	7	2	±3	1.6	±0.1	
O1 – O3	99	±1	56	35	7	2	±4	1.6	±0.1	
O4 – O6	99	±1	54	37	7	2	±5	1.6	±0.1	
Experienced USC	97	±5	32	19	24	25	±16	2.4	±0.4	
Not Experienced USC	99	±1	50	32	12	7	±2	1.8	±0.1	
Experienced SH	98	±3	20	33	30	18	±9	2.5	±0.2	
Not Experienced SH	99	±1	51	32	11	6	±2	1.7	±0.1	
Deployed Past 12 Months	99	±1	46	34	12	8	±3	1.8	±0.1	
Not Deployed Past 12 Months	99	±1	51	31	12	6	±2	1.7	±0.1	
Army Enlisted	98	±1	43	33	15	9	±4	1.9	±0.1	
E1 – E4	98	±2	45	31	15	9	±5	1.9	±0.1	
Army Officers	99	±2	52	38	8	2	±6	1.6	±0.1	
Navy Enlisted	99	±1	45	30	16	9	±4	1.9	±0.1	
E1 – E4	99	±2	46	28	16	10	±7	1.9	±0.2	
Navy Officers	99	±2	52	38	7	4	±5	1.6	±0.1	
Marine Corps Enlisted	99	±1	44	33	14	9	±2	1.9	±0.1	
E1 – E4	99	±1	45	32	14	9	±3	1.9	±0.1	
Marine Corps Officers	99	±1	52	37	8	3	±3	1.6	±0.1	
Air Force Enlisted	99	±1	64	26	6	4	±3	1.5	±0.1	
E1 – E4	99	±1	64	25	6	4	±5	1.5	±0.1	
Air Force Officers	99	±2	61	32	6	1	±6	1.5	±0.1	

Note. Percent responding are active duty members who answered the question.

24. Over the past month, have you been bothered by the following problems?

e. Poor appetite or overeating

1. Not at all

2. Several days

3. More than half the days

4. Nearly every day

	Percent Responding		Percentages				Max ME	Average Frequency		
			1	2	3	4				
TOTAL	99	±1	65	21	9	5	±2	1.5	±0.1	
Army	99	±1	62	23	10	5	±3	1.6	±0.1	
Navy	99	±1	61	22	10	6	±3	1.6	±0.1	
Marine Corps	99	±1	61	23	10	6	±2	1.6	±0.1	
Air Force	99	±1	77	17	4	2	±2	1.3	±0.1	
Enlisted	99	±1	64	22	9	5	±2	1.6	±0.1	
E1 – E4	99	±1	63	22	9	6	±3	1.6	±0.1	
E1 – E3	99	±1	65	21	9	5	±4	1.5	±0.1	
E4	99	±1	60	23	10	6	±4	1.6	±0.1	
E5 – E9	99	±1	64	21	9	5	±2	1.5	±0.1	
E5 – E6	99	±1	64	21	10	5	±2	1.6	±0.1	
E7 – E9	99	±1	66	22	8	4	±3	1.5	±0.1	
Officers	99	±1	74	20	4	2	±3	1.3	±0.1	
O1 – O3	99	±1	74	20	4	1	±3	1.3	±0.1	
O4 – O6	98	±1	75	19	4	2	±4	1.3	±0.1	
Deployed Past 12 Months	99	±1	62	23	10	5	±3	1.6	±0.1	
Not Deployed Past 12 Months	99	±1	67	21	8	4	±2	1.5	±0.1	
Non-Hispanic White	99	±1	67	21	8	4	±2	1.5	±0.1	
Total Minority	99	±1	63	22	9	5	±2	1.6	±0.1	
Non-Hispanic Black	99	±1	66	20	9	5	±4	1.5	±0.1	
Hispanic	99	±1	63	23	9	5	±4	1.5	±0.1	
Experienced USC	97	±3	30	31	19	21	±9	2.3	±0.2	
Not Experienced USC	99	±1	66	21	8	4	±2	1.5	±0.1	
Experienced SH	99	±1	38	30	20	13	±5	2.1	±0.1	
Not Experienced SH	99	±1	67	21	8	4	±2	1.5	±0.1	
FEMALES	99	±1	59	25	10	6	±2	1.6	±0.1	
Army	98	±1	56	25	11	7	±3	1.7	±0.1	
Navy	99	±1	52	28	12	8	±3	1.8	±0.1	
Marine Corps	99	±1	49	28	14	9	±2	1.8	±0.1	
Air Force	99	±1	69	21	7	3	±2	1.4	±0.1	
Enlisted	99	±1	57	25	11	7	±2	1.7	±0.1	
E1 – E4	98	±1	55	25	12	8	±2	1.7	±0.1	
E5 – E9	99	±1	59	25	10	6	±2	1.6	±0.1	
Officers	99	±1	67	24	6	3	±2	1.5	±0.1	
O1 – O3	99	±1	68	22	7	3	±3	1.4	±0.1	
O4 – O6	99	±1	67	25	5	3	±4	1.4	±0.1	
Experienced USC	98	±2	30	33	19	18	±6	2.2	±0.2	
Not Experienced USC	99	±1	61	24	9	6	±2	1.6	±0.1	
Experienced SH	99	±1	38	31	17	14	±3	2.1	±0.1	
Not Experienced SH	99	±1	65	23	8	4	±2	1.5	±0.1	
Deployed Past 12 Months	99	±1	55	26	12	7	±3	1.7	±0.1	
Not Deployed Past 12 Months	99	±1	60	24	9	6	±2	1.6	±0.1	

Note. Percent responding are active duty members who answered the question.

24. Over the past month, have you been bothered by the following problems?

e. Poor appetite or overeating

	Percent Responding		Percentages				Max ME	Average Frequency		
			1	2	3	4				
Army Enlisted	98	±1	54	26	12	8	±3	1.7	±0.1	
E1 – E4	97	±2	55	25	13	8	±4	1.7	±0.1	
Army Officers	99	±1	64	25	8	3	±4	1.5	±0.1	
Navy Enlisted	99	±1	50	28	13	9	±3	1.8	±0.1	
E1 – E4	99	±1	49	28	13	10	±4	1.8	±0.1	
Navy Officers	99	±1	64	26	6	4	±4	1.5	±0.1	
Marine Corps Enlisted	99	±1	47	28	15	10	±2	1.9	±0.1	
E1 – E4	99	±1	46	29	15	10	±3	1.9	±0.1	
Marine Corps Officers	97	±3	59	28	9	4	±4	1.6	±0.1	
Air Force Enlisted	99	±1	68	21	7	4	±3	1.5	±0.1	
E1 – E4	99	±1	68	21	8	3	±4	1.5	±0.1	
Air Force Officers	98	±1	74	20	4	3	±4	1.3	±0.1	
MALES	99	±1	67	21	8	4	±2	1.5	±0.1	
Army	99	±1	63	23	10	4	±3	1.6	±0.1	
Navy	99	±1	63	21	9	6	±4	1.6	±0.1	
Marine Corps	99	±1	62	23	10	5	±2	1.6	±0.1	
Air Force	99	±1	79	16	4	1	±3	1.3	±0.1	
Enlisted	99	±1	65	21	9	5	±2	1.5	±0.1	
E1 – E4	99	±1	64	21	9	5	±3	1.6	±0.1	
E5 – E9	99	±1	65	21	9	4	±2	1.5	±0.1	
Officers	99	±1	75	19	4	1	±3	1.3	±0.1	
O1 – O3	99	±1	76	19	4	1	±4	1.3	±0.1	
O4 – O6	98	±2	76	18	4	2	±4	1.3	±0.1	
Experienced USC	97	±4	29	29	18	24	±16	2.4	±0.4	
Not Experienced USC	99	±1	67	21	8	4	±2	1.5	±0.1	
Experienced SH	100	±1	38	28	22	13	±9	2.1	±0.2	
Not Experienced SH	99	±1	68	21	8	4	±2	1.5	±0.1	
Deployed Past 12 Months	99	±1	63	23	10	5	±3	1.6	±0.1	
Not Deployed Past 12 Months	99	±1	68	20	8	4	±2	1.5	±0.1	
Army Enlisted	99	±1	61	23	11	5	±4	1.6	±0.1	
E1 – E4	98	±2	62	22	11	5	±5	1.6	±0.1	
Army Officers	99	±1	73	21	4	2	±5	1.3	±0.1	
Navy Enlisted	99	±1	61	22	10	7	±4	1.6	±0.1	
E1 – E4	100	±0	60	23	9	8	±7	1.6	±0.2	
Navy Officers	99	±2	74	20	5	2	±5	1.3	±0.1	
Marine Corps Enlisted	99	±1	61	23	11	6	±2	1.6	±0.1	
E1 – E4	99	±1	59	23	11	7	±3	1.7	±0.1	
Marine Corps Officers	99	±1	73	21	5	1	±3	1.3	±0.1	
Air Force Enlisted	99	±1	79	16	4	2	±3	1.3	±0.1	
E1 – E4	99	±1	78	17	4	2	±5	1.3	±0.1	
Air Force Officers	98	±2	81	15	4	1	±5	1.2	±0.1	

Note. Percent responding are active duty members who answered the question.

24. Over the past month, have you been bothered by the following problems?

f. Feeling bad about yourself — or that you are a failure or have let yourself or your family down

1. Not at all

2. Several days

3. More than half the days

4. Nearly every day

	Percent Responding		Percentages				Max ME	Average Frequency		
			1	2	3	4				
TOTAL	99	±1	74	16	6	4	±2	1.4	±0.1	
Army	99	±1	72	17	6	4	±3	1.4	±0.1	
Navy	99	±1	71	17	7	5	±3	1.5	±0.1	
Marine Corps	99	±1	70	19	7	4	±2	1.5	±0.1	
Air Force	99	±1	83	13	3	1	±2	1.2	±0.1	
Enlisted	99	±1	73	17	6	4	±2	1.4	±0.1	
E1 – E4	99	±1	72	17	7	5	±2	1.4	±0.1	
E1 – E3	99	±1	74	15	6	4	±3	1.4	±0.1	
E4	99	±1	69	19	7	5	±3	1.5	±0.1	
E5 – E9	99	±1	74	16	6	4	±2	1.4	±0.1	
E5 – E6	99	±1	73	16	7	4	±2	1.4	±0.1	
E7 – E9	100	±1	78	16	4	2	±3	1.3	±0.1	
Officers	99	±1	81	15	3	1	±2	1.2	±0.1	
O1 – O3	99	±1	82	15	2	1	±3	1.2	±0.1	
O4 – O6	99	±1	79	17	3	1	±4	1.3	±0.1	
Deployed Past 12 Months	99	±1	72	17	6	4	±3	1.4	±0.1	
Not Deployed Past 12 Months	99	±1	75	16	6	3	±2	1.4	±0.1	
Non-Hispanic White	99	±1	74	16	6	3	±2	1.4	±0.1	
Total Minority	99	±1	74	17	6	4	±2	1.4	±0.1	
Non-Hispanic Black	99	±1	78	15	4	3	±3	1.3	±0.1	
Hispanic	99	±1	74	16	6	4	±3	1.4	±0.1	
Experienced USC	99	±2	45	26	13	15	±9	2.0	±0.2	
Not Experienced USC	99	±1	75	16	6	3	±2	1.4	±0.1	
Experienced SH	100	±1	48	27	16	10	±5	1.9	±0.1	
Not Experienced SH	99	±1	76	16	5	3	±2	1.3	±0.1	
FEMALES	99	±1	70	19	7	4	±2	1.4	±0.1	
Army	100	±1	68	20	8	4	±2	1.5	±0.1	
Navy	99	±1	65	21	8	6	±3	1.5	±0.1	
Marine Corps	99	±1	60	23	10	7	±2	1.6	±0.1	
Air Force	99	±1	80	14	4	3	±2	1.3	±0.1	
Enlisted	99	±1	69	19	7	5	±2	1.5	±0.1	
E1 – E4	99	±1	67	19	8	5	±2	1.5	±0.1	
E5 – E9	99	±1	71	18	6	4	±2	1.4	±0.1	
Officers	99	±1	76	17	4	2	±2	1.3	±0.1	
O1 – O3	100	±1	76	17	4	2	±3	1.3	±0.1	
O4 – O6	99	±1	77	18	4	2	±3	1.3	±0.1	
Experienced USC	100	±0	45	26	15	15	±5	2.0	±0.2	
Not Experienced USC	99	±1	72	18	6	4	±2	1.4	±0.1	
Experienced SH	100	±1	52	26	12	10	±3	1.8	±0.1	
Not Experienced SH	99	±1	76	16	5	3	±2	1.3	±0.1	
Deployed Past 12 Months	99	±1	68	19	7	6	±3	1.5	±0.1	
Not Deployed Past 12 Months	99	±1	71	18	7	4	±2	1.4	±0.1	

Note. Percent responding are active duty members who answered the question.

24. Over the past month, have you been bothered by the following problems?

f. Feeling bad about yourself — or that you are a failure or have let yourself or your family down

	Percent Responding		Percentages				Max ME	Average Frequency		
			1	2	3	4				
Army Enlisted	99	±1	67	20	9	5	±3	1.5	±0.1	
E1 – E4	99	±1	66	19	9	5	±4	1.5	±0.1	
Army Officers	100	±1	75	18	5	2	±4	1.3	±0.1	
Navy Enlisted	100	±1	64	22	8	6	±3	1.6	±0.1	
E1 – E4	100	±1	63	22	8	7	±4	1.6	±0.1	
Navy Officers	99	±1	73	20	5	3	±4	1.4	±0.1	
Marine Corps Enlisted	99	±1	60	23	10	8	±2	1.7	±0.1	
E1 – E4	99	±1	58	23	11	8	±3	1.7	±0.1	
Marine Corps Officers	99	±1	68	22	7	3	±4	1.5	±0.1	
Air Force Enlisted	99	±1	79	14	4	3	±2	1.3	±0.1	
E1 – E4	99	±1	79	14	5	3	±3	1.3	±0.1	
Air Force Officers	99	±1	81	15	2	2	±3	1.3	±0.1	
MALES	99	±1	75	16	6	3	±2	1.4	±0.1	
Army	99	±1	73	17	6	4	±3	1.4	±0.1	
Navy	99	±1	72	17	6	5	±3	1.4	±0.1	
Marine Corps	99	±1	70	19	7	4	±2	1.4	±0.1	
Air Force	100	±1	84	12	3	1	±2	1.2	±0.1	
Enlisted	99	±1	74	16	6	4	±2	1.4	±0.1	
E1 – E4	99	±1	73	17	6	4	±3	1.4	±0.1	
E5 – E9	99	±1	75	16	6	3	±2	1.4	±0.1	
Officers	99	±1	82	15	2	1	±3	1.2	±0.1	
O1 – O3	99	±1	83	14	2	1	±4	1.2	±0.1	
O4 – O6	99	±1	79	17	3	1	±4	1.2	±0.1	
Experienced USC	98	±4	46	27	12	15	±16	2.0	±0.4	
Not Experienced USC	99	±1	75	16	6	3	±2	1.4	±0.1	
Experienced SH	100	±1	43	29	19	9	±9	1.9	±0.2	
Not Experienced SH	99	±1	76	16	5	3	±2	1.3	±0.1	
Deployed Past 12 Months	99	±1	73	17	6	4	±3	1.4	±0.1	
Not Deployed Past 12 Months	99	±1	76	16	5	3	±2	1.4	±0.1	
Army Enlisted	99	±1	71	17	7	5	±3	1.4	±0.1	
E1 – E4	99	±2	72	16	7	5	±5	1.5	±0.1	
Army Officers	99	±1	81	16	2	0	±5	1.2	±0.1	
Navy Enlisted	99	±1	70	17	7	5	±4	1.5	±0.1	
E1 – E4	99	±1	69	19	6	6	±7	1.5	±0.2	
Navy Officers	99	±1	82	13	3	2	±4	1.2	±0.1	
Marine Corps Enlisted	99	±1	69	19	7	4	±2	1.5	±0.1	
E1 – E4	99	±1	69	19	7	5	±3	1.5	±0.1	
Marine Corps Officers	99	±1	78	18	3	1	±3	1.3	±0.1	
Air Force Enlisted	100	±1	84	12	3	1	±3	1.2	±0.1	
E1 – E4	99	±1	83	12	4	1	±4	1.2	±0.1	
Air Force Officers	99	±1	84	14	2	0	±5	1.2	±0.1	

Note. Percent responding are active duty members who answered the question.

24. Over the past month, have you been bothered by the following problems?

g. Trouble concentrating on things, such as reading the newspaper or watching television

1. Not at all
4. Nearly every day

2. Several days

3. More than half the days

	Percent Responding		Percentages				Max ME	Average Frequency		
			1	2	3	4				
TOTAL	99	±1	72	19	6	4	±2	1.4	±0.1	■
Army	99	±1	67	21	7	4	±3	1.5	±0.1	■
Navy	99	±1	70	20	5	5	±3	1.4	±0.1	■
Marine Corps	99	±1	68	21	7	4	±2	1.5	±0.1	■
Air Force	99	±1	84	12	3	1	±2	1.2	±0.1	■
Enlisted	99	±1	71	19	6	4	±2	1.4	±0.1	■
E1 – E4	99	±1	71	19	6	4	±3	1.4	±0.1	■
E1 – E3	99	±1	75	16	6	4	±3	1.4	±0.1	■
E4	100	±1	67	21	7	5	±3	1.5	±0.1	■
E5 – E9	99	±1	70	20	6	4	±2	1.4	±0.1	■
E5 – E6	99	±1	70	19	7	4	±2	1.5	±0.1	■
E7 – E9	99	±1	71	22	4	3	±3	1.4	±0.1	■
Officers	99	±1	79	17	3	1	±2	1.3	±0.1	■
O1 – O3	99	±1	80	16	2	2	±3	1.3	±0.1	■
O4 – O6	99	±1	78	18	3	1	±4	1.3	±0.1	■
Deployed Past 12 Months	99	±1	69	21	6	4	±3	1.5	±0.1	■
Not Deployed Past 12 Months	99	±1	74	18	5	3	±2	1.4	±0.1	■
Non-Hispanic White	99	±1	73	19	5	3	±2	1.4	±0.1	■
Total Minority	99	±1	71	19	6	4	±2	1.4	±0.1	■
Non-Hispanic Black	99	±1	74	19	4	4	±3	1.4	±0.1	■
Hispanic	100	±1	71	19	7	3	±3	1.4	±0.1	■
Experienced USC	98	±3	48	23	12	17	±9	2.0	±0.3	■
Not Experienced USC	99	±1	73	19	6	3	±2	1.4	±0.1	■
Experienced SH	100	±1	47	29	14	10	±5	1.9	±0.1	■
Not Experienced SH	99	±1	74	18	5	3	±2	1.4	±0.1	■
FEMALES	99	±1	70	19	7	4	±2	1.5	±0.1	■
Army	99	±1	66	21	8	5	±2	1.5	±0.1	■
Navy	100	±1	66	21	8	5	±3	1.5	±0.1	■
Marine Corps	99	±1	61	24	9	6	±2	1.6	±0.1	■
Air Force	99	±1	78	15	4	2	±2	1.3	±0.1	■
Enlisted	99	±1	68	20	7	5	±2	1.5	±0.1	■
E1 – E4	99	±1	68	20	8	5	±2	1.5	±0.1	■
E5 – E9	100	±1	69	19	7	4	±2	1.5	±0.1	■
Officers	99	±1	75	19	4	2	±2	1.3	±0.1	■
O1 – O3	99	±1	76	19	3	2	±3	1.3	±0.1	■
O4 – O6	99	±1	75	18	4	2	±3	1.3	±0.1	■
Experienced USC	100	±1	44	29	13	15	±5	2.0	±0.2	■
Not Experienced USC	99	±1	71	19	6	4	±2	1.4	±0.1	■
Experienced SH	100	±1	51	27	12	10	±3	1.8	±0.1	■
Not Experienced SH	99	±1	75	17	5	3	±2	1.4	±0.1	■
Deployed Past 12 Months	100	±1	65	22	8	6	±3	1.5	±0.1	■
Not Deployed Past 12 Months	99	±1	71	19	6	4	±2	1.4	±0.1	■

Note. Percent responding are active duty members who answered the question.

24. Over the past month, have you been bothered by the following problems?

g. Trouble concentrating on things, such as reading the newspaper or watching television

	Percent Responding		Percentages				Max ME	Average Frequency		
			1	2	3	4				
Army Enlisted	100	±1	65	20	9	6	±3	1.6	±0.1	■
E1 – E4	100	±1	65	20	9	6	±4	1.6	±0.1	■
Army Officers	99	±1	72	22	4	2	±4	1.4	±0.1	■
Navy Enlisted	100	±1	65	22	8	5	±3	1.5	±0.1	■
E1 – E4	100	±1	65	21	8	6	±4	1.5	±0.1	■
Navy Officers	99	±1	73	20	4	3	±4	1.4	±0.1	■
Marine Corps Enlisted	99	±1	60	24	10	6	±2	1.6	±0.1	■
E1 – E4	99	±1	59	24	10	6	±3	1.6	±0.1	■
Marine Corps Officers	99	±1	69	25	4	2	±4	1.4	±0.1	■
Air Force Enlisted	99	±1	77	16	4	2	±2	1.3	±0.1	■
E1 – E4	99	±1	78	15	4	2	±3	1.3	±0.1	■
Air Force Officers	99	±1	82	13	3	2	±3	1.2	±0.1	■
MALES	99	±1	73	19	5	3	±2	1.4	±0.1	■
Army	99	±1	67	22	7	4	±3	1.5	±0.1	■
Navy	99	±1	71	19	4	5	±3	1.4	±0.1	■
Marine Corps	99	±1	69	21	7	4	±2	1.5	±0.1	■
Air Force	99	±1	85	11	3	1	±2	1.2	±0.1	■
Enlisted	99	±1	71	19	6	4	±2	1.4	±0.1	■
E1 – E4	99	±1	72	18	6	4	±3	1.4	±0.1	■
E5 – E9	99	±1	70	20	6	4	±2	1.4	±0.1	■
Officers	99	±1	80	16	3	1	±3	1.2	±0.1	■
O1 – O3	99	±1	81	15	2	1	±4	1.2	±0.1	■
O4 – O6	100	±1	78	18	3	1	±4	1.3	±0.1	■
Experienced USC	97	±5	52	18	11	19	±16	2.0	±0.4	■
Not Experienced USC	99	±1	73	19	5	3	±2	1.4	±0.1	■
Experienced SH	100	±1	43	31	16	10	±9	1.9	±0.2	■
Not Experienced SH	99	±1	74	18	5	3	±2	1.4	±0.1	■
Deployed Past 12 Months	99	±1	69	21	6	4	±3	1.5	±0.1	■
Not Deployed Past 12 Months	99	±1	74	18	5	3	±2	1.4	±0.1	■
Army Enlisted	99	±1	66	22	8	4	±3	1.5	±0.1	■
E1 – E4	99	±1	68	20	7	5	±5	1.5	±0.1	■
Army Officers	99	±1	76	20	2	1	±5	1.3	±0.1	■
Navy Enlisted	99	±1	70	20	5	6	±4	1.5	±0.1	■
E1 – E4	99	±2	71	19	4	6	±6	1.5	±0.2	■
Navy Officers	99	±1	80	16	3	1	±5	1.3	±0.1	■
Marine Corps Enlisted	99	±1	68	21	7	4	±2	1.5	±0.1	■
E1 – E4	100	±1	68	21	8	4	±3	1.5	±0.1	■
Marine Corps Officers	99	±1	75	19	4	2	±3	1.3	±0.1	■
Air Force Enlisted	99	±1	85	11	3	1	±3	1.2	±0.1	■
E1 – E4	99	±1	85	12	3	0	±4	1.2	±0.1	■
Air Force Officers	99	±1	88	10	2	1	±4	1.1	±0.1	■

Note. Percent responding are active duty members who answered the question.

24. Over the past month, have you been bothered by the following problems?

h. Moving or speaking so slowly that other people could have noticed. Or the opposite — being so fidgety or restless that you have been moving around a lot more than usual

- 1. Not at all
- 2. Several days
- 3. More than half the days
- 4. Nearly every day

	Percent Responding		Percentages				Max ME	Average Frequency		
			1	2	3	4				
TOTAL	99	±1	84	11	4	2	±1	1.2	±0.1	
Army	99	±1	83	12	4	2	±2	1.2	±0.1	
Navy	99	±1	80	13	5	2	±3	1.3	±0.1	
Marine Corps	100	±1	79	14	4	3	±2	1.3	±0.1	
Air Force	99	±1	92	6	2	1	±2	1.1	±0.1	
Enlisted	99	±1	82	12	4	2	±2	1.3	±0.1	
E1 – E4	99	±1	81	12	5	2	±2	1.3	±0.1	
E1 – E3	99	±1	81	12	4	2	±3	1.3	±0.1	
E4	100	±1	81	11	6	2	±3	1.3	±0.1	
E5 – E9	99	±1	83	12	3	2	±2	1.2	±0.1	
E5 – E6	99	±1	82	12	4	2	±2	1.2	±0.1	
E7 – E9	99	±1	86	10	2	1	±3	1.2	±0.1	
Officers	99	±1	91	7	1	1	±2	1.1	±0.1	
O1 – O3	99	±1	92	6	1	1	±2	1.1	±0.1	
O4 – O6	99	±1	91	8	1	0	±3	1.1	±0.1	
Deployed Past 12 Months	99	±1	81	13	4	2	±2	1.3	±0.1	
Not Deployed Past 12 Months	99	±1	85	10	3	1	±2	1.2	±0.1	
Non-Hispanic White	99	±1	84	11	4	1	±2	1.2	±0.1	
Total Minority	100	±1	83	11	4	2	±2	1.2	±0.1	
Non-Hispanic Black	100	±1	85	10	2	3	±3	1.2	±0.1	
Hispanic	100	±1	84	11	4	1	±3	1.2	±0.1	
Experienced USC	99	±2	58	18	14	11	±9	1.8	±0.2	
Not Experienced USC	99	±1	84	11	4	1	±1	1.2	±0.1	
Experienced SH	100	±1	66	17	11	6	±5	1.6	±0.1	
Not Experienced SH	99	±1	85	10	3	1	±1	1.2	±0.1	
FEMALES	99	±1	84	11	4	2	±1	1.2	±0.1	
Army	99	±1	84	11	4	2	±2	1.2	±0.1	
Navy	99	±1	79	14	4	2	±2	1.3	±0.1	
Marine Corps	99	±1	75	15	6	3	±2	1.4	±0.1	
Air Force	99	±1	90	7	2	1	±2	1.1	±0.1	
Enlisted	99	±1	82	12	4	2	±2	1.3	±0.1	
E1 – E4	99	±1	81	12	4	3	±2	1.3	±0.1	
E5 – E9	99	±1	84	11	3	2	±2	1.2	±0.1	
Officers	99	±1	90	7	2	1	±2	1.1	±0.1	
O1 – O3	99	±1	90	7	2	1	±2	1.1	±0.1	
O4 – O6	99	±1	92	7	1	1	±3	1.1	±0.1	
Experienced USC	100	±1	63	21	9	7	±5	1.6	±0.2	
Not Experienced USC	99	±1	85	10	3	1	±1	1.2	±0.1	
Experienced SH	100	±1	71	18	7	5	±3	1.4	±0.1	
Not Experienced SH	99	±1	88	9	3	1	±1	1.2	±0.1	
Deployed Past 12 Months	99	±1	80	12	4	3	±2	1.3	±0.1	
Not Deployed Past 12 Months	99	±1	85	10	3	1	±1	1.2	±0.1	

Note. Percent responding are active duty members who answered the question.

24. Over the past month, have you been bothered by the following problems?

h. Moving or speaking so slowly that other people could have noticed. Or the opposite — being so fidgety or restless that you have been moving around a lot more than usual

	Percent Responding		Percentages				Max ME	Average Frequency		
			1	2	3	4				
Army Enlisted	99	±1	83	11	4	2	±2	1.3	±0.1	■
E1 – E4	99	±1	83	10	5	2	±3	1.3	±0.1	■
Army Officers	99	±1	89	9	1	1	±3	1.1	±0.1	■
Navy Enlisted	99	±1	78	15	5	3	±3	1.3	±0.1	■
E1 – E4	99	±1	77	15	5	3	±3	1.3	±0.1	■
Navy Officers	99	±1	88	9	2	1	±3	1.2	±0.1	■
Marine Corps Enlisted	99	±1	74	16	7	3	±2	1.4	±0.1	■
E1 – E4	99	±1	71	18	8	3	±2	1.4	±0.1	■
Marine Corps Officers	99	±1	89	9	2	0	±4	1.1	±0.1	■
Air Force Enlisted	99	±1	89	8	2	2	±2	1.2	±0.1	■
E1 – E4	99	±1	87	9	2	2	±3	1.2	±0.1	■
Air Force Officers	99	±1	94	5	1	0	±2	1.1	±0.1	■
MALES	99	±1	84	11	4	2	±2	1.2	±0.1	■
Army	99	±1	83	12	4	2	±3	1.3	±0.1	■
Navy	99	±1	80	13	5	2	±3	1.3	±0.1	■
Marine Corps	100	±1	79	14	4	3	±2	1.3	±0.1	■
Air Force	99	±1	92	6	2	0	±2	1.1	±0.1	■
Enlisted	99	±1	82	12	4	2	±2	1.3	±0.1	■
E1 – E4	99	±1	81	12	5	2	±3	1.3	±0.1	■
E5 – E9	99	±1	83	12	3	2	±2	1.2	±0.1	■
Officers	99	±1	91	7	1	1	±2	1.1	±0.1	■
O1 – O3	99	±1	92	6	1	1	±3	1.1	±0.1	■
O4 – O6	99	±1	90	8	1	0	±3	1.1	±0.1	■
Experienced USC	98	±4	54	15	17	14	±15	1.9	±0.4	■
Not Experienced USC	99	±1	84	11	4	1	±2	1.2	±0.1	■
Experienced SH	100	±1	62	17	15	7	±9	1.7	±0.2	■
Not Experienced SH	99	±1	85	11	3	1	±2	1.2	±0.1	■
Deployed Past 12 Months	99	±1	81	13	4	2	±3	1.3	±0.1	■
Not Deployed Past 12 Months	99	±1	85	10	3	1	±2	1.2	±0.1	■
Army Enlisted	99	±1	81	13	5	2	±3	1.3	±0.1	■
E1 – E4	99	±1	82	11	5	2	±5	1.3	±0.1	■
Army Officers	99	±2	90	8	1	1	±4	1.1	±0.1	■
Navy Enlisted	100	±1	78	13	6	2	±4	1.3	±0.1	■
E1 – E4	100	±1	76	13	8	3	±6	1.4	±0.1	■
Navy Officers	99	±2	90	8	1	1	±4	1.1	±0.1	■
Marine Corps Enlisted	100	±1	78	15	5	3	±2	1.3	±0.1	■
E1 – E4	100	±1	76	16	5	3	±2	1.3	±0.1	■
Marine Corps Officers	100	±1	88	9	2	1	±2	1.2	±0.1	■
Air Force Enlisted	99	±1	92	6	2	0	±2	1.1	±0.1	■
E1 – E4	99	±1	91	7	2	1	±4	1.1	±0.1	■
Air Force Officers	99	±1	95	4	1	0	±3	1.1	±0.1	■










































Note. Percent responding are active duty members who answered the question.

24. Depression scale: Constructed from Q24. Depression is a common mood disorder characterized by depressed mood, loss of interest or pleasure, feelings of guilt or low self-worth, disturbed sleep or appetite, low energy, and poor concentration.

	Percent Responding		Mean	Max ME	Depression Scale
TOTAL	95	±1	1.5	±0.1	■
Army	95	±2	1.5	±0.1	■
Navy	95	±2	1.5	±0.1	■
Marine Corps	95	±1	1.6	±0.1	■
Air Force	95	±1	1.3	±0.1	■
Enlisted	95	±1	1.5	±0.1	■
E1 – E4	95	±1	1.5	±0.1	■
E1 – E3	96	±2	1.5	±0.1	■
E4	95	±2	1.6	±0.1	■
E5 – E9	94	±1	1.5	±0.1	■
E5 – E6	95	±1	1.5	±0.1	■
E7 – E9	94	±2	1.4	±0.1	■
Officers	95	±2	1.3	±0.1	■
O1 – O3	95	±2	1.3	±0.1	■
O4 – O6	94	±2	1.3	±0.1	■
Deployed Past 12 Months	95	±1	1.5	±0.1	■
Not Deployed Past 12 Months	95	±1	1.5	±0.1	■
Non-Hispanic White	95	±1	1.5	±0.1	■
Total Minority	95	±1	1.5	±0.1	■
Non-Hispanic Black	94	±2	1.5	±0.1	■
Hispanic	96	±2	1.5	±0.1	■
Experienced USC	91	±6	2.1	±0.2	■
Not Experienced USC	95	±1	1.5	±0.1	■
Experienced SH	94	±2	2.0	±0.1	■
Not Experienced SH	95	±1	1.4	±0.1	■
FEMALES	94	±1	1.6	±0.1	■
Army	94	±2	1.6	±0.1	■
Navy	94	±2	1.6	±0.1	■
Marine Corps	94	±1	1.7	±0.1	■
Air Force	95	±1	1.4	±0.1	■
Enlisted	94	±1	1.6	±0.1	■
E1 – E4	94	±1	1.6	±0.1	■
E5 – E9	94	±1	1.5	±0.1	■
Officers	95	±1	1.4	±0.1	■
O1 – O3	96	±2	1.4	±0.1	■
O4 – O6	94	±2	1.4	±0.1	■
Experienced USC	94	±3	2.1	±0.1	■
Not Experienced USC	94	±1	1.5	±0.1	■
Experienced SH	95	±2	1.9	±0.1	■
Not Experienced SH	94	±1	1.4	±0.1	■
Deployed Past 12 Months	94	±2	1.6	±0.1	■
Not Deployed Past 12 Months	94	±1	1.5	±0.1	■

Note. Percent responding are active duty members who answered the question. The scale ranges from 1 to 4. Higher scores indicate higher levels of depression. The overall Cronbach's coefficient alpha = 0.92 (males = 0.92 and females = 0.93).

24. Depression scale: Constructed from Q24. Depression is a common mood disorder characterized by depressed mood, loss of interest or pleasure, feelings of guilt or low self-worth, disturbed sleep or appetite, low energy, and poor concentration.

	Percent Responding		Mean	Max ME	Depression Scale
Army Enlisted	93	±2	1.7	±0.1	
E1 – E4	93	±2	1.7	±0.1	
Army Officers	95	±2	1.5	±0.1	
Navy Enlisted	94	±2	1.7	±0.1	
E1 – E4	94	±2	1.7	±0.1	
Navy Officers	96	±2	1.4	±0.1	
Marine Corps Enlisted	94	±1	1.8	±0.1	
E1 – E4	94	±1	1.8	±0.1	
Marine Corps Officers	93	±4	1.5	±0.1	
Air Force Enlisted	95	±2	1.4	±0.1	
E1 – E4	95	±2	1.4	±0.1	
Air Force Officers	95	±2	1.3	±0.1	
MALES	95	±1	1.5	±0.1	
Army	95	±2	1.5	±0.1	
Navy	95	±2	1.5	±0.1	
Marine Corps	95	±1	1.5	±0.1	
Air Force	95	±2	1.3	±0.1	
Enlisted	95	±1	1.5	±0.1	
E1 – E4	95	±2	1.5	±0.1	
E5 – E9	94	±1	1.5	±0.1	
Officers	95	±2	1.3	±0.1	
O1 – O3	95	±2	1.3	±0.1	
O4 – O6	94	±2	1.3	±0.1	
Experienced USC	88	±10	2.2	±0.4	
Not Experienced USC	95	±1	1.5	±0.1	
Experienced SH	93	±4	2.0	±0.2	
Not Experienced SH	95	±1	1.4	±0.1	
Deployed Past 12 Months	95	±2	1.5	±0.1	
Not Deployed Past 12 Months	95	±1	1.4	±0.1	
Army Enlisted	95	±2	1.6	±0.1	
E1 – E4	95	±3	1.6	±0.1	
Army Officers	95	±3	1.3	±0.1	
Navy Enlisted	95	±2	1.6	±0.1	
E1 – E4	96	±3	1.6	±0.1	
Navy Officers	94	±3	1.3	±0.1	
Marine Corps Enlisted	95	±1	1.6	±0.1	
E1 – E4	95	±1	1.6	±0.1	
Marine Corps Officers	95	±2	1.4	±0.1	
Air Force Enlisted	95	±2	1.3	±0.1	
E1 – E4	95	±2	1.3	±0.1	
Air Force Officers	95	±3	1.2	±0.1	

Note. Percent responding are active duty members who answered the question. The scale ranges from 1 to 4. Higher scores indicate higher levels of depression. The overall Cronbach's coefficient alpha = 0.92 (males = 0.92 and females = 0.93).

25. Were any of the problems you marked in the previous questions a result of experiencing...

- a. Combat or being in a combat zone? b. Sexual assault while deployed? c. Sexual assault while not deployed?
d. Other traumatic military events? e. Other traumatic non-military events? f. Traumatic events prior to entering military service?
g. Other?

	Percent Responding		Percentages							Max ME
			a	b	c	d	e	f	g	
TOTAL	78	±2	24	1	2	17	19	9	19	±2
Army	81	±2	37	1	3	23	20	8	17	±3
Navy	82	±2	13	1	2	15	20	10	22	±3
Marine Corps	81	±2	23	1	2	16	21	12	21	±2
Air Force	67	±3	10	0	1	9	15	6	17	±2
Enlisted	78	±2	24	1	2	18	20	10	19	±2
E1 – E4	79	±2	18	1	3	15	19	12	19	±3
E1 – E3	78	±3	10	1	3	10	18	13	20	±3
E4	80	±3	27	1	3	20	21	12	18	±4
E5 – E9	78	±2	32	1	2	21	20	7	18	±2
E5 – E6	78	±2	30	1	2	20	20	7	19	±3
E7 – E9	78	±3	36	1	1	23	19	4	16	±4
Officers	74	±3	22	0	1	14	16	4	17	±3
O1 – O3	73	±3	18	1	2	13	14	4	18	±4
O4 – O6	76	±4	22	0	1	15	19	4	17	±4
Deployed Past 12 Months	80	±2	40	2	2	22	20	8	16	±3
Not Deployed Past 12 Months	77	±2	16	1	2	15	19	9	20	±2
Non-Hispanic White	77	±2	23	1	2	16	18	8	19	±2
Total Minority	79	±2	25	2	3	19	21	9	18	±2
Non-Hispanic Black	78	±3	26	1	3	17	23	9	18	±4
Hispanic	78	±3	28	2	3	20	21	10	17	±4
Experienced USC	94	±3	32	13	29	36	44	25	25	±9
Not Experienced USC	77	±2	24	1	2	17	19	8	18	±2
Experienced SH	94	±2	31	6	13	31	36	17	29	±5
Not Experienced SH	77	±2	23	1	1	16	18	8	18	±2
FEMALES	82	±1	15	3	9	16	26	14	26	±2
Army	86	±2	26	3	11	20	29	15	25	±3
Navy	86	±2	8	3	9	14	27	16	31	±3
Marine Corps	86	±2	12	2	15	17	34	23	29	±2
Air Force	74	±2	9	1	6	10	20	10	24	±3
Enlisted	83	±1	15	3	10	16	28	16	27	±2
E1 – E4	83	±2	10	3	12	14	28	20	28	±2
E5 – E9	82	±2	21	4	8	18	28	11	26	±2
Officers	81	±2	17	1	5	15	19	6	25	±3
O1 – O3	80	±2	14	1	6	12	18	7	25	±3
O4 – O6	82	±3	19	1	3	17	20	4	23	±4
Experienced USC	96	±2	18	12	47	28	46	37	27	±6
Not Experienced USC	81	±1	15	2	6	15	24	13	26	±2
Experienced SH	95	±1	22	7	22	28	39	24	30	±3
Not Experienced SH	78	±2	13	1	4	11	21	11	25	±2
Deployed Past 12 Months	86	±2	33	5	10	22	29	14	23	±3
Not Deployed Past 12 Months	81	±1	9	2	9	14	25	14	28	±2

Note. Percent responding are active duty members who answered the question and who indicated experiencing problems (Q23/Q24).

25. Were any of the problems you marked in the previous questions a result of experiencing...

	Percent Responding		Percentages							Max ME
			a	b	c	d	e	f	g	
Army Enlisted	86	±2	26	4	13	21	30	17	25	±3
E1 – E4	85	±3	18	4	14	18	29	20	26	±4
Army Officers	84	±3	25	1	6	17	23	7	24	±4
Navy Enlisted	87	±2	7	3	9	14	28	17	32	±3
E1 – E4	87	±3	5	2	10	12	28	20	32	±4
Navy Officers	83	±3	9	2	5	13	19	7	27	±4
Marine Corps Enlisted	87	±2	11	3	16	17	35	24	28	±2
E1 – E4	87	±2	7	2	17	15	35	28	30	±3
Marine Corps Officers	81	±4	15	2	6	18	23	10	29	±4
Air Force Enlisted	74	±2	8	2	6	10	21	12	24	±3
E1 – E4	74	±3	4	1	8	8	21	18	24	±4
Air Force Officers	75	±3	12	1	4	13	12	5	23	±5
MALES	77	±2	26	1	1	17	18	8	17	±2
Army	80	±3	39	1	1	24	19	7	16	±3
Navy	82	±3	14	1	1	15	18	8	20	±3
Marine Corps	80	±2	24	1	1	16	20	11	20	±2
Air Force	65	±3	11	0	0	9	14	5	15	±3
Enlisted	78	±2	26	1	1	18	18	9	17	±2
E1 – E4	78	±3	20	1	1	15	18	11	18	±3
E5 – E9	77	±2	33	1	1	21	19	6	17	±3
Officers	73	±3	23	0	0	14	16	4	16	±3
O1 – O3	71	±4	20	0	0	13	13	3	16	±4
O4 – O6	75	±4	22	0	0	15	19	4	16	±5
Experienced USC	92	±6	45	14	14	43	42	15	23	±17
Not Experienced USC	77	±2	25	1	1	17	17	8	17	±2
Experienced SH	94	±4	40	5	3	34	32	11	28	±9
Not Experienced SH	76	±2	25	1	1	17	17	8	17	±2
Deployed Past 12 Months	79	±3	41	1	1	22	19	7	16	±3
Not Deployed Past 12 Months	76	±2	17	1	1	15	17	8	18	±2
Army Enlisted	81	±3	41	1	1	25	19	8	16	±4
E1 – E4	79	±5	31	1	1	22	18	10	15	±6
Army Officers	76	±5	33	1	1	17	18	3	15	±6
Navy Enlisted	83	±3	15	1	1	15	18	9	20	±4
E1 – E4	87	±5	11	1	1	12	18	11	21	±6
Navy Officers	75	±5	8	0	0	11	17	5	19	±5
Marine Corps Enlisted	81	±2	24	1	1	16	21	12	20	±2
E1 – E4	81	±2	16	1	1	13	20	15	21	±3
Marine Corps Officers	77	±3	29	0	1	15	15	4	17	±3
Air Force Enlisted	65	±3	10	0	0	7	14	6	15	±3
E1 – E4	67	±5	5	0	0	5	13	8	14	±5
Air Force Officers	65	±6	15	0	0	13	12	4	14	±6

Note. Percent responding are active duty members who answered the question and who indicated experiencing problems (Q23/Q24).

**25. Were any of the problems you marked in the previous questions a result of experiencing a sexual assault?
Constructed from Q25b-c.**

	Percent Responding		Percentages	Max ME	Percentage Reporting Yes
			Yes		
TOTAL	78	±2	3	±1	
Army	81	±2	4	±1	
Navy	82	±2	3	±1	
Marine Corps	81	±2	2	±1	
Air Force	67	±3	2	±1	
Enlisted	78	±2	3	±1	
E1 – E4	79	±2	3	±1	
E1 – E3	78	±3	3	±1	
E4	80	±3	4	±2	
E5 – E9	78	±2	3	±1	
E5 – E6	78	±2	3	±1	
E7 – E9	78	±3	2	±2	
Officers	74	±3	1	±1	
O1 – O3	73	±3	2	±1	
O4 – O6	76	±4	1	±1	
Deployed Past 12 Months	80	±2	3	±1	
Not Deployed Past 12 Months	77	±2	3	±1	
Non-Hispanic White	77	±2	2	±1	
Total Minority	79	±2	4	±1	
Non-Hispanic Black	78	±3	4	±2	
Hispanic	78	±3	3	±2	
Experienced USC	94	±3	36	±8	
Not Experienced USC	77	±2	2	±1	
Experienced SH	94	±2	16	±3	
Not Experienced SH	77	±2	2	±1	
FEMALES	82	±1	11	±1	
Army	86	±2	13	±2	
Navy	86	±2	10	±2	
Marine Corps	86	±2	16	±2	
Air Force	74	±2	6	±2	
Enlisted	83	±1	12	±1	
E1 – E4	83	±2	13	±2	
E5 – E9	82	±2	10	±2	
Officers	81	±2	6	±2	
O1 – O3	80	±2	7	±2	
O4 – O6	82	±3	4	±2	
Experienced USC	96	±2	54	±6	
Not Experienced USC	81	±1	7	±1	
Experienced SH	95	±1	27	±3	
Not Experienced SH	78	±2	5	±1	
Deployed Past 12 Months	86	±2	13	±2	
Not Deployed Past 12 Months	81	±1	10	±1	

Note. Percent responding are active duty members who answered the question and who indicated experiencing problems (Q23/Q24).

**25. Were any of the problems you marked in the previous questions a result of experiencing a sexual assault?
Constructed from Q25b-c.**

	Percent Responding		Percentages	Max ME	Percentage Reporting Yes
			Yes		
Army Enlisted	86	±2	15	±2	■
E1 – E4	85	±3	16	±3	■
Army Officers	84	±3	7	±3	■
Navy Enlisted	87	±2	11	±2	■
E1 – E4	87	±3	11	±3	■
Navy Officers	83	±3	5	±2	■
Marine Corps Enlisted	87	±2	17	±2	■
E1 – E4	87	±2	18	±2	■
Marine Corps Officers	81	±4	8	±3	■
Air Force Enlisted	74	±2	7	±2	■
E1 – E4	74	±3	9	±3	■
Air Force Officers	75	±3	4	±2	■
MALES	77	±2	1	±1	
Army	80	±3	2	±2	
Navy	82	±3	1	±1	
Marine Corps	80	±2	1	±1	
Air Force	65	±3	0	±1	
Enlisted	78	±2	1	±1	
E1 – E4	78	±3	1	±1	
E5 – E9	77	±2	1	±1	
Officers	73	±3	0	±1	
O1 – O3	71	±4	0	±2	
O4 – O6	75	±4	0	±2	
Experienced USC	92	±6	20	±16	■
Not Experienced USC	77	±2	1	±1	
Experienced SH	94	±4	6	±6	■
Not Experienced SH	76	±2	1	±1	
Deployed Past 12 Months	79	±3	2	±2	
Not Deployed Past 12 Months	76	±2	1	±1	
Army Enlisted	81	±3	2	±2	
E1 – E4	79	±5	2	±3	
Army Officers	76	±5	1	±2	
Navy Enlisted	83	±3	1	±2	
E1 – E4	87	±5	1	±3	
Navy Officers	75	±5	0	±0	
Marine Corps Enlisted	81	±2	1	±1	
E1 – E4	81	±2	2	±1	
Marine Corps Officers	77	±3	1	±1	
Air Force Enlisted	65	±3	0	±1	
E1 – E4	67	±5	0	±0	
Air Force Officers	65	±6	0	±3	

Note. Percent responding are active duty members who answered the question and who indicated experiencing problems (Q23/Q24).

26. How much do you agree or disagree with the following statements that might affect your decision to receive mental health counseling or service if you ever had a problem?
a. I don't know where to get help.

 1. Strongly disagree
 4. Agree

 2. Disagree
 5. Strongly agree

3. Neither agree nor disagree

	Percent Responding		Percentages					Max ME	Average Agreement		
			1	2	3	4	5				
TOTAL	100	±1	54	31	10	3	2	±2	1.7	±0.1	
Army	100	±1	53	32	10	3	2	±3	1.7	±0.1	
Navy	99	±1	50	32	12	4	2	±3	1.7	±0.1	
Marine Corps	100	±1	47	32	15	3	2	±2	1.8	±0.1	
Air Force	99	±1	63	27	7	1	1	±3	1.5	±0.1	
Enlisted	100	±1	53	31	12	3	2	±2	1.7	±0.1	
E1 – E4	100	±1	47	33	14	4	2	±3	1.8	±0.1	
E1 – E3	100	±1	45	33	15	4	2	±4	1.8	±0.1	
E4	100	±1	49	33	13	4	1	±4	1.8	±0.1	
E5 – E9	100	±1	59	29	9	2	2	±2	1.6	±0.1	
E5 – E6	100	±1	56	30	10	2	2	±2	1.6	±0.1	
E7 – E9	100	±1	67	25	6	1	1	±3	1.5	±0.1	
Officers	99	±1	61	31	5	2	1	±3	1.5	±0.1	
O1 – O3	99	±1	60	32	6	2	1	±4	1.5	±0.1	
O4 – O6	99	±1	64	28	4	2	2	±4	1.5	±0.1	
Deployed Past 12 Months	100	±1	53	30	11	3	2	±3	1.7	±0.1	
Not Deployed Past 12 Months	99	±1	54	32	10	3	1	±2	1.7	±0.1	
Non-Hispanic White	100	±1	55	31	10	3	1	±2	1.6	±0.1	
Total Minority	100	±1	52	32	11	3	2	±2	1.7	±0.1	
Non-Hispanic Black	99	±1	53	32	10	2	2	±4	1.7	±0.1	
Hispanic	100	±1	54	31	11	2	2	±4	1.7	±0.1	
Experienced USC	99	±2	34	35	18	6	7	±9	2.2	±0.2	
Not Experienced USC	100	±1	54	31	10	3	2	±2	1.7	±0.1	
Experienced SH	100	±1	40	35	15	6	4	±5	2.0	±0.1	
Not Experienced SH	100	±1	55	31	10	3	2	±2	1.7	±0.1	
FEMALES	100	±1	56	30	9	2	2	±2	1.6	±0.1	
Army	100	±1	54	33	9	3	2	±3	1.7	±0.1	
Navy	99	±1	53	32	10	3	2	±3	1.7	±0.1	
Marine Corps	99	±1	48	34	14	3	2	±2	1.8	±0.1	
Air Force	100	±1	64	26	7	1	1	±2	1.5	±0.1	
Enlisted	100	±1	55	30	10	2	2	±2	1.7	±0.1	
E1 – E4	100	±1	49	33	13	3	2	±2	1.8	±0.1	
E5 – E9	100	±1	63	27	7	1	2	±2	1.5	±0.1	
Officers	99	±1	61	31	5	2	1	±3	1.5	±0.1	
O1 – O3	100	±1	58	32	6	3	1	±3	1.6	±0.1	
O4 – O6	99	±1	68	26	3	2	1	±4	1.4	±0.1	
Experienced USC	100	±1	43	34	15	4	4	±5	1.9	±0.2	
Not Experienced USC	100	±1	57	30	9	2	1	±2	1.6	±0.1	
Experienced SH	100	±1	48	33	12	4	3	±3	1.8	±0.1	
Not Experienced SH	99	±1	59	30	8	2	1	±2	1.6	±0.1	
Deployed Past 12 Months	100	±1	56	30	10	2	2	±3	1.7	±0.1	
Not Deployed Past 12 Months	99	±1	56	31	9	2	1	±2	1.6	±0.1	

Note. Percent responding are active duty members who answered the question.

26. How much do you agree or disagree with the following statements that might affect your decision to receive mental health counseling or service if you ever had a problem?

a. I don't know where to get help.

	Percent Responding		Percentages					Max ME	Average Agreement		
			1	2	3	4	5				
Army Enlisted	100	±1	52	33	10	3	2	±3	1.7	±0.1	
E1 – E4	100	±1	45	36	13	4	2	±4	1.8	±0.1	
Army Officers	100	±1	59	32	6	2	1	±4	1.5	±0.1	
Navy Enlisted	99	±1	51	32	12	3	2	±3	1.7	±0.1	
E1 – E4	99	±1	49	32	13	4	2	±4	1.8	±0.1	
Navy Officers	99	±1	59	32	5	3	1	±4	1.6	±0.1	
Marine Corps Enlisted	99	±1	47	34	15	3	2	±2	1.8	±0.1	
E1 – E4	99	±1	42	35	17	3	2	±3	1.9	±0.1	
Marine Corps Officers	99	±1	58	33	6	3	1	±4	1.6	±0.1	
Air Force Enlisted	100	±1	64	25	8	1	1	±3	1.5	±0.1	
E1 – E4	99	±1	58	29	11	2	1	±4	1.6	±0.1	
Air Force Officers	99	±1	65	28	4	2	1	±4	1.5	±0.1	
MALES	100	±1	54	31	11	3	2	±2	1.7	±0.1	
Army	100	±1	53	32	10	3	2	±3	1.7	±0.1	
Navy	99	±1	50	32	12	4	2	±4	1.8	±0.1	
Marine Corps	100	±1	47	32	15	3	2	±2	1.8	±0.1	
Air Force	99	±1	62	27	7	1	2	±3	1.5	±0.1	
Enlisted	100	±1	52	31	12	3	2	±2	1.7	±0.1	
E1 – E4	100	±1	47	33	14	4	2	±3	1.8	±0.1	
E5 – E9	100	±1	58	29	9	2	2	±2	1.6	±0.1	
Officers	99	±1	61	31	5	2	1	±3	1.5	±0.1	
O1 – O3	99	±1	60	31	6	2	1	±4	1.5	±0.1	
O4 – O6	99	±1	63	29	5	2	2	±4	1.5	±0.1	
Experienced USC	97	±4	27	36	20	8	9	±16	2.4	±0.4	
Not Experienced USC	100	±1	54	31	11	3	2	±2	1.7	±0.1	
Experienced SH	100	±1	32	37	18	7	5	±9	2.2	±0.2	
Not Experienced SH	100	±1	55	31	10	3	2	±2	1.7	±0.1	
Deployed Past 12 Months	100	±1	53	30	12	3	2	±3	1.7	±0.1	
Not Deployed Past 12 Months	99	±1	54	32	10	3	1	±2	1.7	±0.1	
Army Enlisted	100	±1	52	32	11	3	2	±4	1.7	±0.1	
E1 – E4	100	±1	44	37	14	3	1	±5	1.8	±0.1	
Army Officers	100	±1	62	30	4	2	1	±6	1.5	±0.1	
Navy Enlisted	100	±1	48	33	13	4	2	±4	1.8	±0.1	
E1 – E4	100	±1	44	33	14	6	2	±7	1.9	±0.2	
Navy Officers	98	±2	59	31	7	2	1	±5	1.5	±0.1	
Marine Corps Enlisted	100	±1	46	32	17	4	2	±2	1.9	±0.1	
E1 – E4	100	±1	42	32	19	4	2	±3	1.9	±0.1	
Marine Corps Officers	99	±1	57	34	6	2	1	±3	1.6	±0.1	
Air Force Enlisted	99	±1	62	27	8	1	1	±3	1.5	±0.1	
E1 – E4	99	±1	59	27	10	2	2	±5	1.6	±0.1	
Air Force Officers	99	±1	62	30	4	2	2	±6	1.5	±0.1	

Note. Percent responding are active duty members who answered the question.

26. How much do you agree or disagree with the following statements that might affect your decision to receive mental health counseling or service if you ever had a problem?

b. I don't have adequate transportation.

1. Strongly disagree 2. Disagree 3. Neither agree nor disagree
4. Agree 5. Strongly agree

	Percent Responding		Percentages					Max ME	Average Agreement		
			1	2	3	4	5				
TOTAL	99	±1	62	26	8	2	2	±2	1.6	±0.1	█
Army	99	±1	61	28	7	2	2	±3	1.5	±0.1	█
Navy	99	±1	60	27	9	2	2	±3	1.6	±0.1	█
Marine Corps	99	±1	53	28	13	4	3	±2	1.8	±0.1	█
Air Force	99	±1	71	21	6	1	1	±2	1.4	±0.1	█
Enlisted	99	±1	60	27	9	2	2	±2	1.6	±0.1	█
E1 – E4	99	±1	54	29	12	4	2	±3	1.7	±0.1	█
E1 – E3	99	±1	51	29	12	5	3	±4	1.8	±0.1	█
E4	99	±1	58	28	11	2	1	±4	1.6	±0.1	█
E5 – E9	99	±1	66	25	7	1	1	±2	1.5	±0.1	█
E5 – E6	99	±1	63	26	8	1	2	±2	1.5	±0.1	█
E7 – E9	98	±1	73	22	3	1	1	±3	1.4	±0.1	█
Officers	99	±1	74	22	3	0	1	±3	1.3	±0.1	█
O1 – O3	99	±1	73	22	3	0	1	±3	1.3	±0.1	█
O4 – O6	99	±1	77	20	2	0	1	±4	1.3	±0.1	█
Deployed Past 12 Months	99	±1	61	27	10	1	2	±3	1.6	±0.1	█
Not Deployed Past 12 Months	99	±1	63	26	7	2	1	±2	1.5	±0.1	█
Non-Hispanic White	99	±1	65	24	8	2	2	±2	1.5	±0.1	█
Total Minority	99	±1	58	29	9	2	2	±2	1.6	±0.1	█
Non-Hispanic Black	99	±1	58	30	8	2	2	±4	1.6	±0.1	█
Hispanic	99	±1	59	26	10	2	2	±4	1.6	±0.1	█
Experienced USC	98	±2	39	32	11	10	8	±9	2.2	±0.3	█
Not Experienced USC	99	±1	63	26	8	2	1	±2	1.5	±0.1	█
Experienced SH	100	±1	52	32	9	4	4	±5	1.8	±0.1	█
Not Experienced SH	99	±1	63	26	8	2	1	±2	1.5	±0.1	█
FEMALES	99	±1	65	25	7	2	2	±2	1.5	±0.1	█
Army	99	±1	62	28	7	2	2	±3	1.5	±0.1	█
Navy	99	±1	62	26	8	2	2	±3	1.6	±0.1	█
Marine Corps	99	±1	55	29	11	3	2	±2	1.7	±0.1	█
Air Force	99	±1	73	20	5	1	1	±2	1.4	±0.1	█
Enlisted	99	±1	62	26	8	2	2	±2	1.5	±0.1	█
E1 – E4	99	±1	56	29	10	3	2	±2	1.7	±0.1	█
E5 – E9	100	±1	70	23	5	1	1	±2	1.4	±0.1	█
Officers	99	±1	76	20	2	1	1	±2	1.3	±0.1	█
O1 – O3	99	±1	75	21	2	1	1	±3	1.3	±0.1	█
O4 – O6	99	±1	81	17	1	0	0	±3	1.2	±0.1	█
Experienced USC	99	±2	48	29	12	7	4	±5	1.9	±0.2	█
Not Experienced USC	99	±1	66	25	6	1	1	±2	1.5	±0.1	█
Experienced SH	99	±1	59	28	7	3	2	±3	1.6	±0.1	█
Not Experienced SH	99	±1	67	24	7	1	1	±2	1.5	±0.1	█
Deployed Past 12 Months	99	±1	63	27	7	1	2	±3	1.5	±0.1	█
Not Deployed Past 12 Months	99	±1	65	25	7	2	2	±2	1.5	±0.1	█

Note. Percent responding are active duty members who answered the question.

26. How much do you agree or disagree with the following statements that might affect your decision to receive mental health counseling or service if you ever had a problem?

b. I don't have adequate transportation.

	Percent Responding		Percentages					Max ME	Average Agreement		
			1	2	3	4	5				
Army Enlisted	99	±1	59	30	8	2	2	±3	1.6	±0.1	■
E1 – E4	99	±1	53	32	10	3	2	±4	1.7	±0.1	■
Army Officers	99	±1	74	22	3	1	1	±4	1.3	±0.1	■
Navy Enlisted	99	±1	59	27	9	2	2	±3	1.6	±0.1	■
E1 – E4	99	±1	55	28	11	4	2	±4	1.7	±0.1	■
Navy Officers	98	±1	77	20	2	1	1	±3	1.3	±0.1	■
Marine Corps Enlisted	99	±1	53	30	12	3	3	±2	1.7	±0.1	■
E1 – E4	99	±1	47	31	14	4	3	±3	1.9	±0.1	■
Marine Corps Officers	99	±1	74	23	2	1	1	±4	1.3	±0.1	■
Air Force Enlisted	99	±1	71	21	6	1	1	±3	1.4	±0.1	■
E1 – E4	99	±1	65	24	8	2	1	±4	1.5	±0.1	■
Air Force Officers	99	±1	79	18	2	0	1	±3	1.3	±0.1	■
MALES	99	±1	62	26	8	2	2	±2	1.6	±0.1	■
Army	99	±1	61	28	7	2	2	±3	1.6	±0.1	■
Navy	99	±1	60	27	9	2	2	±4	1.6	±0.1	■
Marine Corps	99	±1	52	28	13	4	3	±2	1.8	±0.1	■
Air Force	99	±1	71	21	6	1	1	±3	1.4	±0.1	■
Enlisted	99	±1	59	27	10	3	2	±2	1.6	±0.1	■
E1 – E4	99	±1	54	29	12	4	2	±3	1.7	±0.1	■
E5 – E9	99	±1	65	25	7	1	2	±2	1.5	±0.1	■
Officers	99	±1	73	22	3	0	1	±3	1.3	±0.1	■
O1 – O3	99	±1	72	23	4	0	1	±4	1.4	±0.1	■
O4 – O6	99	±1	76	21	3	0	1	±4	1.3	±0.1	■
Experienced USC	98	±4	31	35	9	14	11	±16	2.4	±0.5	■
Not Experienced USC	99	±1	62	26	8	2	2	±2	1.5	±0.1	■
Experienced SH	100	±1	45	35	12	4	5	±9	1.9	±0.2	■
Not Experienced SH	99	±1	62	26	8	2	1	±2	1.5	±0.1	■
Deployed Past 12 Months	99	±1	60	26	10	1	2	±3	1.6	±0.1	■
Not Deployed Past 12 Months	99	±1	62	26	8	3	1	±2	1.5	±0.1	■
Army Enlisted	99	±1	59	29	8	3	2	±4	1.6	±0.1	■
E1 – E4	99	±2	53	32	11	3	1	±5	1.7	±0.1	■
Army Officers	99	±1	72	24	3	0	1	±5	1.4	±0.1	■
Navy Enlisted	99	±1	57	28	11	3	2	±4	1.6	±0.1	■
E1 – E4	99	±2	54	28	11	4	3	±7	1.7	±0.2	■
Navy Officers	99	±2	73	22	4	0	1	±5	1.3	±0.1	■
Marine Corps Enlisted	99	±1	50	28	15	4	3	±2	1.8	±0.1	■
E1 – E4	100	±1	44	29	18	6	4	±3	2.0	±0.1	■
Marine Corps Officers	99	±1	71	24	4	0	1	±3	1.4	±0.1	■
Air Force Enlisted	99	±1	69	22	7	1	1	±3	1.4	±0.1	■
E1 – E4	99	±1	68	22	8	2	1	±5	1.5	±0.1	■
Air Force Officers	99	±2	77	19	2	0	1	±5	1.3	±0.1	■

Note. Percent responding are active duty members who answered the question.

26. How much do you agree or disagree with the following statements that might affect your decision to receive mental health counseling or service if you ever had a problem?

c. It is difficult to schedule an appointment.

- 1. Strongly disagree
- 2. Disagree
- 3. Neither agree nor disagree
- 4. Agree
- 5. Strongly agree

	Percent Responding		Percentages					Max ME	Average Agreement		
			1	2	3	4	5				
TOTAL	99	±1	46	26	15	8	4	±2	2.0	±0.1	
Army	99	±1	45	25	14	10	5	±3	2.0	±0.1	
Navy	99	±1	42	29	18	8	3	±3	2.0	±0.1	
Marine Corps	99	±1	41	28	19	8	4	±2	2.1	±0.1	
Air Force	99	±1	55	25	13	5	2	±3	1.7	±0.1	
Enlisted	99	±1	45	26	16	9	4	±2	2.0	±0.1	
E1 – E4	99	±1	41	28	18	9	4	±3	2.1	±0.1	
E1 – E3	99	±1	40	30	18	9	3	±4	2.1	±0.1	
E4	99	±1	43	25	18	10	5	±4	2.1	±0.1	
E5 – E9	99	±1	50	25	14	8	4	±2	1.9	±0.1	
E5 – E6	99	±1	47	25	15	9	4	±3	2.0	±0.1	
E7 – E9	99	±1	58	24	11	5	2	±4	1.7	±0.1	
Officers	99	±1	53	25	13	6	3	±3	1.8	±0.1	
O1 – O3	99	±1	52	25	13	6	3	±4	1.8	±0.1	
O4 – O6	99	±1	53	25	14	6	2	±4	1.8	±0.1	
Deployed Past 12 Months	99	±1	46	25	16	9	5	±3	2.0	±0.1	
Not Deployed Past 12 Months	99	±1	47	27	15	8	3	±2	1.9	±0.1	
Non-Hispanic White	99	±1	47	25	15	9	4	±2	2.0	±0.1	
Total Minority	99	±1	46	28	16	7	3	±2	2.0	±0.1	
Non-Hispanic Black	99	±1	48	30	13	6	3	±4	1.8	±0.1	
Hispanic	99	±1	45	27	17	7	4	±4	2.0	±0.1	
Experienced USC	98	±2	26	28	17	16	14	±9	2.6	±0.3	
Not Experienced USC	99	±1	47	26	15	8	3	±2	2.0	±0.1	
Experienced SH	99	±2	29	26	19	14	12	±5	2.5	±0.2	
Not Experienced SH	99	±1	48	26	15	8	3	±2	1.9	±0.1	
FEMALES	99	±1	47	25	15	9	4	±2	2.0	±0.1	
Army	99	±1	44	27	15	10	5	±3	2.0	±0.1	
Navy	99	±1	44	25	16	10	4	±3	2.1	±0.1	
Marine Corps	99	±1	38	28	19	10	4	±2	2.1	±0.1	
Air Force	99	±1	57	23	12	6	2	±2	1.7	±0.1	
Enlisted	99	±1	47	26	15	8	4	±2	2.0	±0.1	
E1 – E4	99	±1	41	27	17	9	5	±2	2.1	±0.1	
E5 – E9	99	±1	53	24	11	8	3	±2	1.8	±0.1	
Officers	99	±1	51	22	15	9	4	±3	1.9	±0.1	
O1 – O3	98	±1	48	23	15	11	4	±3	2.0	±0.1	
O4 – O6	99	±1	56	19	15	6	4	±4	1.8	±0.1	
Experienced USC	99	±1	30	25	18	17	10	±5	2.5	±0.2	
Not Experienced USC	99	±1	49	25	15	8	4	±2	1.9	±0.1	
Experienced SH	99	±1	36	24	17	16	8	±3	2.4	±0.1	
Not Experienced SH	99	±1	51	26	14	6	3	±2	1.8	±0.1	
Deployed Past 12 Months	99	±1	46	24	15	9	5	±3	2.0	±0.1	
Not Deployed Past 12 Months	99	±1	48	26	15	8	4	±2	1.9	±0.1	

Note. Percent responding are active duty members who answered the question.

26. How much do you agree or disagree with the following statements that might affect your decision to receive mental health counseling or service if you ever had a problem?

c. It is difficult to schedule an appointment.

	Percent Responding		Percentages					Max ME	Average Agreement		
			1	2	3	4	5				
Army Enlisted	99	±1	42	28	15	10	5	±3	2.1	±0.1	
E1 – E4	99	±1	37	29	18	10	6	±4	2.2	±0.1	
Army Officers	99	±1	50	22	14	9	4	±4	1.9	±0.1	
Navy Enlisted	99	±1	43	26	16	10	4	±3	2.1	±0.1	
E1 – E4	99	±1	40	26	18	10	5	±4	2.1	±0.1	
Navy Officers	98	±1	47	22	16	11	4	±4	2.0	±0.1	
Marine Corps Enlisted	99	±1	38	29	20	10	4	±2	2.1	±0.1	
E1 – E4	99	±1	34	30	22	10	4	±3	2.2	±0.1	
Marine Corps Officers	99	±1	45	26	12	12	5	±4	2.1	±0.2	
Air Force Enlisted	99	±1	57	24	12	5	2	±3	1.7	±0.1	
E1 – E4	99	±1	52	26	14	6	3	±4	1.8	±0.1	
Air Force Officers	99	±1	54	21	15	7	3	±4	1.8	±0.1	
MALES	99	±1	46	26	16	8	4	±2	2.0	±0.1	
Army	99	±1	46	25	14	11	5	±3	2.0	±0.1	
Navy	99	±1	42	29	18	8	3	±4	2.0	±0.1	
Marine Corps	99	±1	42	28	20	7	4	±2	2.0	±0.1	
Air Force	99	±1	55	26	13	4	2	±3	1.7	±0.1	
Enlisted	99	±1	45	26	16	9	4	±2	2.0	±0.1	
E1 – E4	99	±1	41	28	18	9	4	±3	2.1	±0.1	
E5 – E9	99	±1	49	25	14	8	4	±2	1.9	±0.1	
Officers	99	±1	53	26	12	6	3	±3	1.8	±0.1	
O1 – O3	99	±1	53	26	13	5	3	±4	1.8	±0.1	
O4 – O6	99	±1	53	26	14	6	2	±5	1.8	±0.1	
Experienced USC	98	±4	22	30	16	15	17	±16	2.8	±0.5	
Not Experienced USC	99	±1	47	26	16	8	3	±2	2.0	±0.1	
Experienced SH	98	±3	23	28	21	13	15	±8	2.7	±0.3	
Not Experienced SH	99	±1	47	26	15	8	3	±2	1.9	±0.1	
Deployed Past 12 Months	99	±1	45	25	16	9	4	±3	2.0	±0.1	
Not Deployed Past 12 Months	99	±1	47	27	16	8	3	±2	1.9	±0.1	
Army Enlisted	99	±1	44	24	15	11	5	±4	2.1	±0.1	
E1 – E4	100	±1	40	25	18	12	5	±5	2.2	±0.2	
Army Officers	99	±1	53	27	10	7	3	±6	1.8	±0.2	
Navy Enlisted	99	±1	40	30	18	9	3	±4	2.1	±0.1	
E1 – E4	99	±2	37	33	18	9	4	±7	2.1	±0.2	
Navy Officers	99	±2	52	26	15	4	3	±5	1.8	±0.1	
Marine Corps Enlisted	99	±1	40	28	20	7	4	±2	2.1	±0.1	
E1 – E4	100	±1	37	29	22	7	4	±3	2.1	±0.1	
Marine Corps Officers	99	±1	50	26	12	8	3	±3	1.9	±0.1	
Air Force Enlisted	99	±1	55	26	13	5	2	±3	1.7	±0.1	
E1 – E4	98	±1	53	27	14	5	1	±6	1.8	±0.1	
Air Force Officers	99	±1	56	24	14	4	2	±6	1.7	±0.2	

Note. Percent responding are active duty members who answered the question.

26. How much do you agree or disagree with the following statements that might affect your decision to receive mental health counseling or service if you ever had a problem?

d. There would be difficulty getting time off work for treatment.

- 1. Strongly disagree
- 2. Disagree
- 3. Neither agree nor disagree
- 4. Agree
- 5. Strongly agree

	Percent Responding		Percentages					Max ME	Average Agreement		
			1	2	3	4	5				
TOTAL	99	±1	45	26	14	9	5	±2	2.0	±0.1	
Army	99	±1	43	26	13	11	7	±3	2.1	±0.1	
Navy	99	±1	42	25	17	11	6	±3	2.1	±0.1	
Marine Corps	99	±1	40	28	18	9	6	±2	2.1	±0.1	
Air Force	99	±1	55	25	11	6	3	±3	1.7	±0.1	
Enlisted	99	±1	44	26	15	10	5	±2	2.1	±0.1	
E1 – E4	100	±1	40	27	17	10	6	±3	2.2	±0.1	
E1 – E3	100	±1	40	29	17	9	6	±4	2.1	±0.1	
E4	100	±1	41	24	16	12	7	±4	2.2	±0.1	
E5 – E9	99	±1	48	26	13	9	5	±2	2.0	±0.1	
E5 – E6	99	±1	45	25	14	10	5	±2	2.0	±0.1	
E7 – E9	99	±1	57	26	8	7	2	±4	1.7	±0.1	
Officers	99	±1	52	25	11	8	4	±3	1.9	±0.1	
O1 – O3	99	±1	49	25	11	10	4	±4	2.0	±0.1	
O4 – O6	99	±1	56	25	11	6	3	±4	1.8	±0.1	
Deployed Past 12 Months	99	±1	43	25	15	11	6	±3	2.1	±0.1	
Not Deployed Past 12 Months	99	±1	46	27	14	9	5	±2	2.0	±0.1	
Non-Hispanic White	99	±1	46	25	14	10	6	±2	2.0	±0.1	
Total Minority	99	±1	44	27	15	9	5	±2	2.0	±0.1	
Non-Hispanic Black	99	±1	47	30	13	6	4	±4	1.9	±0.1	
Hispanic	100	±1	43	27	15	9	6	±4	2.1	±0.1	
Experienced USC	98	±3	24	23	15	20	19	±9	2.9	±0.3	
Not Experienced USC	99	±1	46	26	14	9	5	±2	2.0	±0.1	
Experienced SH	100	±1	26	21	17	20	16	±4	2.8	±0.2	
Not Experienced SH	99	±1	47	26	14	9	4	±2	2.0	±0.1	
FEMALES	99	±1	45	25	13	12	6	±2	2.1	±0.1	
Army	100	±1	41	25	14	13	7	±3	2.2	±0.1	
Navy	100	±1	40	25	15	13	7	±3	2.2	±0.1	
Marine Corps	99	±1	36	27	18	12	6	±2	2.3	±0.1	
Air Force	99	±1	54	24	10	8	4	±2	1.8	±0.1	
Enlisted	99	±1	44	25	14	11	6	±2	2.1	±0.1	
E1 – E4	100	±1	39	26	16	13	7	±2	2.2	±0.1	
E5 – E9	99	±1	51	24	11	10	4	±2	1.9	±0.1	
Officers	99	±1	48	22	11	13	6	±3	2.1	±0.1	
O1 – O3	99	±1	45	22	11	14	7	±3	2.2	±0.1	
O4 – O6	99	±1	54	20	10	10	5	±4	1.9	±0.1	
Experienced USC	100	±1	25	24	15	19	17	±5	2.8	±0.2	
Not Experienced USC	99	±1	46	25	13	11	5	±2	2.0	±0.1	
Experienced SH	100	±1	30	21	16	20	13	±3	2.6	±0.1	
Not Experienced SH	99	±1	49	26	12	9	4	±2	1.9	±0.1	
Deployed Past 12 Months	99	±1	43	24	14	13	7	±3	2.2	±0.1	
Not Deployed Past 12 Months	99	±1	45	25	13	11	5	±2	2.1	±0.1	

Note. Percent responding are active duty members who answered the question.

26. How much do you agree or disagree with the following statements that might affect your decision to receive mental health counseling or service if you ever had a problem?

d. There would be difficulty getting time off work for treatment.

	Percent Responding		Percentages					Max ME	Average Agreement		
			1	2	3	4	5				
Army Enlisted	100	±1	40	26	14	13	7	±3	2.2	±0.1	
E1 – E4	100	±1	35	27	16	15	8	±4	2.3	±0.1	
Army Officers	99	±1	47	23	10	13	7	±4	2.1	±0.1	
Navy Enlisted	100	±1	40	26	15	13	7	±3	2.2	±0.1	
E1 – E4	100	±1	37	25	16	14	7	±4	2.3	±0.1	
Navy Officers	98	±1	43	23	13	15	7	±4	2.2	±0.1	
Marine Corps Enlisted	99	±1	36	27	19	12	6	±2	2.3	±0.1	
E1 – E4	99	±1	32	28	20	13	6	±3	2.3	±0.1	
Marine Corps Officers	99	±1	42	24	11	14	9	±4	2.2	±0.2	
Air Force Enlisted	99	±1	55	24	10	8	3	±3	1.8	±0.1	
E1 – E4	99	±1	49	26	13	8	5	±4	1.9	±0.1	
Air Force Officers	99	±1	52	21	11	11	5	±4	2.0	±0.1	
MALES	99	±1	45	26	14	9	5	±2	2.0	±0.1	
Army	99	±1	43	26	13	11	6	±3	2.1	±0.1	
Navy	99	±1	42	25	17	10	5	±4	2.1	±0.1	
Marine Corps	99	±1	40	28	18	8	6	±2	2.1	±0.1	
Air Force	99	±1	55	26	11	5	2	±3	1.7	±0.1	
Enlisted	99	±1	44	26	15	9	5	±2	2.1	±0.1	
E1 – E4	100	±1	40	27	17	10	6	±3	2.2	±0.1	
E5 – E9	99	±1	48	26	13	9	5	±2	2.0	±0.1	
Officers	99	±1	53	26	11	7	3	±3	1.8	±0.1	
O1 – O3	99	±1	50	26	11	9	4	±4	1.9	±0.1	
O4 – O6	99	±1	56	25	11	5	3	±5	1.7	±0.1	
Experienced USC	97	±4	23	22	15	20	20	±16	2.9	±0.5	
Not Experienced USC	99	±1	46	26	14	9	5	±2	2.0	±0.1	
Experienced SH	100	±1	21	22	19	19	19	±8	2.9	±0.3	
Not Experienced SH	99	±1	46	26	14	9	5	±2	2.0	±0.1	
Deployed Past 12 Months	99	±1	43	25	15	11	6	±3	2.1	±0.1	
Not Deployed Past 12 Months	99	±1	46	27	14	8	5	±2	2.0	±0.1	
Army Enlisted	100	±1	42	26	13	12	7	±4	2.2	±0.1	
E1 – E4	100	±0	38	28	15	12	7	±5	2.2	±0.2	
Army Officers	99	±2	51	27	12	7	3	±6	1.8	±0.2	
Navy Enlisted	100	±1	40	25	18	11	5	±4	2.2	±0.1	
E1 – E4	100	±1	38	24	19	12	7	±7	2.3	±0.2	
Navy Officers	99	±2	53	26	10	7	5	±5	1.8	±0.2	
Marine Corps Enlisted	99	±1	39	28	19	8	6	±2	2.1	±0.1	
E1 – E4	99	±1	35	29	21	8	7	±3	2.2	±0.1	
Marine Corps Officers	99	±1	51	27	10	9	4	±3	1.9	±0.1	
Air Force Enlisted	99	±1	55	26	12	4	2	±3	1.7	±0.1	
E1 – E4	99	±1	54	25	14	4	3	±5	1.7	±0.1	
Air Force Officers	99	±2	56	24	9	8	3	±6	1.8	±0.2	

Note. Percent responding are active duty members who answered the question.

26. How much do you agree or disagree with the following statements that might affect your decision to receive mental health counseling or service if you ever had a problem?

e. It would be too embarrassing.

1. Strongly disagree
4. Agree

2. Disagree
5. Strongly agree

3. Neither agree nor disagree

	Percent Responding		Percentages					Max ME	Average Agreement		
			1	2	3	4	5				
TOTAL	99	±1	40	26	17	11	5	±2	2.1	±0.1	
Army	99	±1	40	27	16	11	5	±3	2.1	±0.1	
Navy	99	±1	37	24	20	13	6	±3	2.3	±0.1	
Marine Corps	99	±1	35	25	22	12	6	±2	2.3	±0.1	
Air Force	99	±1	47	26	14	10	4	±3	2.0	±0.1	
Enlisted	99	±1	41	26	18	10	5	±2	2.1	±0.1	
E1 – E4	99	±1	37	27	20	10	6	±3	2.2	±0.1	
E1 – E3	99	±1	36	28	20	10	5	±4	2.2	±0.1	
E4	100	±1	39	25	19	11	6	±4	2.2	±0.1	
E5 – E9	99	±1	45	25	15	11	5	±2	2.1	±0.1	
E5 – E6	99	±1	42	25	16	11	5	±2	2.1	±0.1	
E7 – E9	99	±1	51	23	12	10	4	±4	1.9	±0.1	
Officers	99	±1	39	26	15	15	5	±3	2.2	±0.1	
O1 – O3	99	±1	39	25	16	15	5	±4	2.2	±0.1	
O4 – O6	100	±1	39	25	15	15	6	±4	2.2	±0.1	
Deployed Past 12 Months	99	±1	39	25	18	12	6	±3	2.2	±0.1	
Not Deployed Past 12 Months	99	±1	41	26	17	11	5	±2	2.1	±0.1	
Non-Hispanic White	99	±1	40	26	17	13	5	±2	2.2	±0.1	
Total Minority	99	±1	42	26	18	9	5	±2	2.1	±0.1	
Non-Hispanic Black	99	±1	45	27	17	7	4	±4	2.0	±0.1	
Hispanic	99	±1	41	25	18	9	6	±4	2.1	±0.1	
Experienced USC	99	±2	21	21	19	23	17	±8	3.0	±0.3	
Not Experienced USC	99	±1	41	26	17	11	5	±2	2.1	±0.1	
Experienced SH	99	±2	23	20	21	23	13	±4	2.8	±0.2	
Not Experienced SH	99	±1	42	26	17	10	5	±2	2.1	±0.1	
FEMALES	99	±1	40	25	17	12	6	±2	2.2	±0.1	
Army	99	±1	39	26	16	12	6	±3	2.2	±0.1	
Navy	99	±1	37	23	19	15	6	±3	2.3	±0.1	
Marine Corps	99	±1	29	24	21	16	9	±2	2.5	±0.1	
Air Force	99	±1	46	24	15	10	5	±2	2.0	±0.1	
Enlisted	99	±1	41	25	17	11	6	±2	2.2	±0.1	
E1 – E4	99	±1	37	25	19	12	6	±2	2.3	±0.1	
E5 – E9	99	±1	45	25	15	10	5	±2	2.1	±0.1	
Officers	99	±1	39	23	15	17	7	±3	2.3	±0.1	
O1 – O3	99	±1	37	24	16	17	7	±3	2.3	±0.1	
O4 – O6	99	±1	43	22	13	16	7	±4	2.2	±0.1	
Experienced USC	100	±1	23	20	19	20	19	±5	2.9	±0.2	
Not Experienced USC	99	±1	41	25	16	12	5	±2	2.1	±0.1	
Experienced SH	100	±1	27	22	19	20	12	±3	2.7	±0.1	
Not Experienced SH	99	±1	44	25	16	10	4	±2	2.0	±0.1	
Deployed Past 12 Months	100	±1	39	23	16	14	7	±3	2.3	±0.1	
Not Deployed Past 12 Months	99	±1	41	25	17	12	6	±2	2.2	±0.1	

Note. Percent responding are active duty members who answered the question.

26. How much do you agree or disagree with the following statements that might affect your decision to receive mental health counseling or service if you ever had a problem?

e. It would be too embarrassing.

	Percent Responding		Percentages					Max ME	Average Agreement		
			1	2	3	4	5				
Army Enlisted	99	±1	39	27	16	11	6	±3	2.2	±0.1	
E1 – E4	99	±1	38	27	17	11	7	±4	2.2	±0.1	
Army Officers	99	±1	40	24	14	15	7	±4	2.3	±0.1	
Navy Enlisted	99	±1	38	23	19	14	6	±3	2.3	±0.1	
E1 – E4	99	±1	37	22	21	14	6	±4	2.3	±0.1	
Navy Officers	99	±1	34	22	16	21	7	±4	2.4	±0.1	
Marine Corps Enlisted	99	±1	29	25	22	15	9	±2	2.5	±0.1	
E1 – E4	99	±1	26	26	24	16	9	±2	2.5	±0.1	
Marine Corps Officers	99	±1	29	20	16	26	9	±4	2.6	±0.1	
Air Force Enlisted	99	±1	48	24	15	9	5	±3	2.0	±0.1	
E1 – E4	99	±1	42	24	18	10	6	±4	2.1	±0.1	
Air Force Officers	99	±1	41	24	15	15	6	±4	2.2	±0.1	
MALES	99	±1	41	26	17	11	5	±2	2.1	±0.1	
Army	99	±1	40	28	16	11	5	±3	2.1	±0.1	
Navy	99	±1	37	24	20	13	6	±4	2.3	±0.1	
Marine Corps	99	±1	36	25	22	12	6	±2	2.3	±0.1	
Air Force	99	±1	47	26	13	9	4	±3	2.0	±0.1	
Enlisted	99	±1	41	26	18	10	5	±2	2.1	±0.1	
E1 – E4	99	±1	37	27	20	10	5	±3	2.2	±0.1	
E5 – E9	99	±1	44	25	15	11	5	±2	2.1	±0.1	
Officers	99	±1	39	26	15	15	5	±3	2.2	±0.1	
O1 – O3	99	±1	40	25	16	14	5	±4	2.2	±0.1	
O4 – O6	100	±1	39	26	15	15	6	±5	2.2	±0.2	
Experienced USC	98	±4	18	21	19	25	16	±16	3.0	±0.4	
Not Experienced USC	99	±1	41	26	17	11	5	±2	2.1	±0.1	
Experienced SH	98	±3	19	19	22	26	14	±8	3.0	±0.3	
Not Experienced SH	99	±1	41	26	17	10	5	±2	2.1	±0.1	
Deployed Past 12 Months	99	±1	39	25	18	12	6	±3	2.2	±0.1	
Not Deployed Past 12 Months	99	±1	42	27	17	11	4	±2	2.1	±0.1	
Army Enlisted	99	±1	40	27	17	10	5	±4	2.1	±0.1	
E1 – E4	99	±1	36	29	20	10	6	±5	2.2	±0.2	
Army Officers	100	±1	40	29	14	13	4	±6	2.1	±0.2	
Navy Enlisted	99	±1	37	24	21	12	6	±4	2.3	±0.1	
E1 – E4	100	±1	35	24	23	11	6	±7	2.3	±0.2	
Navy Officers	99	±2	39	24	15	17	6	±5	2.3	±0.2	
Marine Corps Enlisted	99	±1	36	25	22	11	6	±2	2.3	±0.1	
E1 – E4	99	±1	33	26	24	11	5	±3	2.3	±0.1	
Marine Corps Officers	99	±1	36	25	18	15	6	±3	2.3	±0.1	
Air Force Enlisted	99	±1	49	27	13	8	3	±3	1.9	±0.1	
E1 – E4	98	±3	48	28	12	8	4	±5	1.9	±0.2	
Air Force Officers	99	±1	38	24	17	16	5	±6	2.2	±0.2	

Note. Percent responding are active duty members who answered the question.

26. How much do you agree or disagree with the following statements that might affect your decision to receive mental health counseling or service if you ever had a problem?

f. It would harm my career.

- 1. Strongly disagree
- 2. Disagree
- 3. Neither agree nor disagree
- 4. Agree
- 5. Strongly agree

	Percent Responding		Percentages					Max ME	Average Agreement		
			1	2	3	4	5				
TOTAL	99	±1	38	25	19	11	7	±2	2.3	±0.1	
Army	100	±1	37	25	19	11	8	±3	2.3	±0.1	
Navy	99	±1	34	25	20	13	8	±3	2.4	±0.1	
Marine Corps	100	±1	34	25	22	11	7	±2	2.3	±0.1	
Air Force	99	±1	45	23	16	10	6	±3	2.1	±0.1	
Enlisted	99	±1	39	25	19	10	7	±2	2.2	±0.1	
E1 – E4	100	±1	35	26	21	10	7	±3	2.3	±0.1	
E1 – E3	100	±1	35	27	22	9	7	±4	2.3	±0.1	
E4	100	±1	36	25	20	12	8	±3	2.3	±0.1	
E5 – E9	99	±1	42	24	17	11	7	±2	2.2	±0.1	
E5 – E6	99	±1	40	24	18	11	7	±2	2.2	±0.1	
E7 – E9	99	±1	49	22	13	10	6	±4	2.0	±0.1	
Officers	99	±1	35	23	18	15	9	±3	2.4	±0.1	
O1 – O3	99	±1	35	23	18	14	9	±4	2.4	±0.1	
O4 – O6	99	±1	35	23	18	15	9	±4	2.4	±0.1	
Deployed Past 12 Months	99	±1	37	23	19	12	9	±3	2.3	±0.1	
Not Deployed Past 12 Months	99	±1	38	25	19	11	7	±2	2.2	±0.1	
Non-Hispanic White	99	±1	37	24	19	12	8	±2	2.3	±0.1	
Total Minority	99	±1	39	26	19	10	7	±2	2.2	±0.1	
Non-Hispanic Black	99	±1	41	28	18	9	5	±4	2.1	±0.1	
Hispanic	99	±1	40	24	20	9	8	±4	2.2	±0.1	
Experienced USC	99	±2	19	20	25	19	17	±9	2.9	±0.2	
Not Experienced USC	99	±1	38	25	19	11	7	±2	2.2	±0.1	
Experienced SH	100	±1	19	20	25	20	17	±5	3.0	±0.2	
Not Experienced SH	99	±1	39	25	18	11	7	±2	2.2	±0.1	
FEMALES	99	±1	38	24	17	13	8	±2	2.3	±0.1	
Army	99	±1	37	26	17	12	8	±3	2.3	±0.1	
Navy	99	±1	34	22	19	15	9	±3	2.4	±0.1	
Marine Corps	99	±1	31	25	22	14	8	±2	2.4	±0.1	
Air Force	99	±1	44	23	15	11	7	±2	2.1	±0.1	
Enlisted	99	±1	39	24	18	12	8	±2	2.3	±0.1	
E1 – E4	99	±1	36	24	20	12	8	±2	2.3	±0.1	
E5 – E9	99	±1	42	24	15	11	7	±2	2.2	±0.1	
Officers	99	±1	34	24	16	16	9	±2	2.4	±0.1	
O1 – O3	99	±1	34	24	16	18	8	±3	2.4	±0.1	
O4 – O6	99	±1	37	24	15	15	9	±4	2.4	±0.1	
Experienced USC	100	±1	23	19	17	19	22	±5	3.0	±0.2	
Not Experienced USC	99	±1	39	25	17	12	7	±2	2.2	±0.1	
Experienced SH	100	±1	23	22	20	19	16	±3	2.8	±0.1	
Not Experienced SH	99	±1	42	25	17	11	5	±2	2.1	±0.1	
Deployed Past 12 Months	99	±1	36	24	18	13	10	±3	2.4	±0.1	
Not Deployed Past 12 Months	99	±1	38	25	17	12	7	±2	2.3	±0.1	

Note. Percent responding are active duty members who answered the question.

26. How much do you agree or disagree with the following statements that might affect your decision to receive mental health counseling or service if you ever had a problem?

f. It would harm my career.

	Percent Responding		Percentages					Max ME	Average Agreement		
			1	2	3	4	5				
Army Enlisted	99	±1	37	27	18	11	8	±3	2.3	±0.1	
E1 – E4	99	±1	34	27	20	11	8	±4	2.3	±0.1	
Army Officers	99	±1	37	25	16	14	8	±4	2.3	±0.1	
Navy Enlisted	99	±1	35	22	19	14	9	±3	2.4	±0.1	
E1 – E4	100	±1	34	21	20	16	9	±4	2.5	±0.1	
Navy Officers	99	±1	29	24	17	21	9	±4	2.6	±0.1	
Marine Corps Enlisted	99	±1	31	26	23	13	8	±2	2.4	±0.1	
E1 – E4	99	±1	28	27	25	13	7	±2	2.4	±0.1	
Marine Corps Officers	99	±1	28	21	18	22	11	±4	2.7	±0.2	
Air Force Enlisted	99	±1	46	23	15	10	7	±3	2.1	±0.1	
E1 – E4	99	±1	43	22	18	9	8	±4	2.2	±0.1	
Air Force Officers	100	±1	36	24	16	15	9	±4	2.4	±0.1	
MALES	99	±1	38	25	19	11	7	±2	2.3	±0.1	
Army	100	±1	37	25	19	11	8	±3	2.3	±0.1	
Navy	99	±1	34	25	20	12	8	±4	2.4	±0.1	
Marine Corps	100	±1	35	25	22	11	7	±2	2.3	±0.1	
Air Force	99	±1	45	23	16	10	6	±3	2.1	±0.1	
Enlisted	99	±1	39	25	19	10	7	±2	2.2	±0.1	
E1 – E4	100	±1	35	26	21	10	7	±3	2.3	±0.1	
E5 – E9	99	±1	42	23	17	11	7	±2	2.2	±0.1	
Officers	99	±1	35	23	18	14	9	±3	2.4	±0.1	
O1 – O3	99	±1	36	22	19	14	9	±4	2.4	±0.2	
O4 – O6	99	±1	35	23	18	14	9	±4	2.4	±0.2	
Experienced USC	98	±4	15	21	32	19	12	±16	2.9	±0.4	
Not Experienced USC	99	±1	38	25	19	11	7	±2	2.2	±0.1	
Experienced SH	99	±1	15	18	29	20	17	±9	3.1	±0.3	
Not Experienced SH	99	±1	39	25	19	11	7	±2	2.2	±0.1	
Deployed Past 12 Months	99	±1	37	23	19	12	9	±3	2.3	±0.1	
Not Deployed Past 12 Months	99	±1	38	25	19	10	7	±2	2.2	±0.1	
Army Enlisted	100	±1	38	26	19	10	8	±4	2.2	±0.1	
E1 – E4	100	±0	32	27	23	10	8	±5	2.3	±0.2	
Army Officers	99	±1	35	23	19	14	9	±5	2.4	±0.2	
Navy Enlisted	99	±1	34	25	20	12	8	±4	2.3	±0.1	
E1 – E4	100	±1	33	26	20	12	9	±7	2.4	±0.2	
Navy Officers	99	±2	35	25	18	12	10	±5	2.4	±0.2	
Marine Corps Enlisted	100	±1	35	25	23	10	7	±2	2.3	±0.1	
E1 – E4	100	±1	33	26	24	11	7	±3	2.3	±0.1	
Marine Corps Officers	99	±1	35	24	17	16	9	±3	2.4	±0.1	
Air Force Enlisted	99	±1	47	24	15	9	5	±3	2.0	±0.1	
E1 – E4	99	±1	47	26	15	8	4	±5	2.0	±0.2	
Air Force Officers	99	±1	35	21	18	17	9	±6	2.4	±0.2	

Note. Percent responding are active duty members who answered the question.

26. How much do you agree or disagree with the following statements that might affect your decision to receive mental health counseling or service if you ever had a problem?

g. My coworkers might have less confidence in me.

1. Strongly disagree 2. Disagree 3. Neither agree nor disagree
 4. Agree 5. Strongly agree

	Percent Responding		Percentages					Max ME	Average Agreement		
			1	2	3	4	5				
TOTAL	99	±1	37	24	19	13	6	±2	2.3	±0.1	
Army	99	±1	36	24	19	14	7	±3	2.3	±0.1	
Navy	99	±1	34	23	21	15	7	±3	2.4	±0.1	
Marine Corps	99	±1	33	23	22	15	7	±2	2.4	±0.1	
Air Force	99	±1	45	24	15	11	5	±3	2.1	±0.1	
Enlisted	99	±1	38	24	19	13	6	±2	2.3	±0.1	
E1 – E4	99	±1	35	25	21	12	7	±3	2.3	±0.1	
E1 – E3	99	±1	33	27	22	12	7	±4	2.3	±0.1	
E4	100	±1	37	22	21	13	7	±4	2.3	±0.1	
E5 – E9	99	±1	41	23	17	13	6	±2	2.2	±0.1	
E5 – E6	99	±1	39	23	18	13	6	±2	2.2	±0.1	
E7 – E9	99	±1	47	23	13	12	6	±4	2.1	±0.1	
Officers	99	±1	34	23	18	18	7	±3	2.4	±0.1	
O1 – O3	99	±1	34	23	18	18	8	±4	2.4	±0.1	
O4 – O6	99	±1	33	23	19	18	6	±4	2.4	±0.1	
Deployed Past 12 Months	99	±1	36	21	21	14	8	±3	2.4	±0.1	
Not Deployed Past 12 Months	99	±1	38	25	18	13	6	±2	2.2	±0.1	
Non-Hispanic White	99	±1	36	23	19	15	7	±2	2.3	±0.1	
Total Minority	99	±1	39	25	19	10	6	±2	2.2	±0.1	
Non-Hispanic Black	99	±1	41	27	19	9	5	±4	2.1	±0.1	
Hispanic	100	±1	39	23	20	11	7	±4	2.2	±0.1	
Experienced USC	98	±3	17	22	25	15	20	±9	3.0	±0.3	
Not Experienced USC	99	±1	38	24	19	13	6	±2	2.3	±0.1	
Experienced SH	100	±1	17	19	22	26	16	±5	3.0	±0.2	
Not Experienced SH	99	±1	39	24	19	13	6	±2	2.2	±0.1	
FEMALES	99	±1	38	23	17	15	8	±2	2.3	±0.1	
Army	99	±1	36	25	17	15	8	±2	2.3	±0.1	
Navy	99	±1	34	21	19	17	9	±3	2.5	±0.1	
Marine Corps	99	±1	29	23	19	19	10	±2	2.6	±0.1	
Air Force	99	±1	45	23	14	12	6	±2	2.1	±0.1	
Enlisted	99	±1	38	23	17	14	8	±2	2.3	±0.1	
E1 – E4	99	±1	35	23	19	14	8	±2	2.4	±0.1	
E5 – E9	99	±1	42	23	15	13	7	±2	2.2	±0.1	
Officers	99	±1	35	22	15	19	8	±2	2.4	±0.1	
O1 – O3	99	±1	34	23	16	20	8	±3	2.5	±0.1	
O4 – O6	99	±1	38	21	14	18	9	±4	2.4	±0.1	
Experienced USC	100	±1	20	18	19	21	22	±5	3.1	±0.2	
Not Experienced USC	99	±1	39	23	17	14	7	±2	2.3	±0.1	
Experienced SH	99	±1	22	19	19	24	17	±3	3.0	±0.1	
Not Experienced SH	99	±1	42	24	17	12	5	±2	2.1	±0.1	
Deployed Past 12 Months	99	±1	35	22	17	15	10	±3	2.4	±0.1	
Not Deployed Past 12 Months	99	±1	38	24	17	14	7	±2	2.3	±0.1	

Note. Percent responding are active duty members who answered the question.

26. How much do you agree or disagree with the following statements that might affect your decision to receive mental health counseling or service if you ever had a problem?

g. My coworkers might have less confidence in me.

	Percent Responding		Percentages					Max ME	Average Agreement		
			1	2	3	4	5				
Army Enlisted	99	±1	36	25	18	13	8	±3	2.3	±0.1	
E1 – E4	99	±1	34	25	20	13	8	±4	2.4	±0.1	
Army Officers	99	±1	36	23	14	19	8	±4	2.4	±0.1	
Navy Enlisted	99	±1	35	22	19	15	9	±3	2.4	±0.1	
E1 – E4	99	±1	33	20	20	17	9	±4	2.5	±0.1	
Navy Officers	99	±1	30	21	18	22	8	±4	2.6	±0.1	
Marine Corps Enlisted	99	±1	29	23	20	18	10	±2	2.6	±0.1	
E1 – E4	99	±1	26	25	21	19	9	±2	2.6	±0.1	
Marine Corps Officers	99	±1	26	17	15	28	14	±4	2.9	±0.2	
Air Force Enlisted	99	±1	47	23	14	11	6	±3	2.1	±0.1	
E1 – E4	99	±1	42	24	16	11	7	±4	2.2	±0.1	
Air Force Officers	99	±1	37	23	16	17	8	±4	2.4	±0.1	
MALES	99	±1	37	24	19	13	6	±2	2.3	±0.1	
Army	99	±1	37	24	19	14	6	±3	2.3	±0.1	
Navy	99	±1	34	23	22	15	7	±4	2.4	±0.1	
Marine Corps	99	±1	33	23	22	14	7	±2	2.4	±0.1	
Air Force	99	±1	45	24	16	11	5	±3	2.1	±0.1	
Enlisted	99	±1	38	24	20	12	6	±2	2.2	±0.1	
E1 – E4	99	±1	35	25	22	12	6	±3	2.3	±0.1	
E5 – E9	99	±1	41	23	17	13	6	±2	2.2	±0.1	
Officers	99	±1	34	23	19	18	7	±3	2.4	±0.1	
O1 – O3	99	±1	35	23	18	17	7	±4	2.4	±0.2	
O4 – O6	99	±1	32	24	19	19	6	±4	2.4	±0.2	
Experienced USC	97	±4	14	26	31	10	19	±16	2.9	±0.4	
Not Experienced USC	99	±1	38	24	19	13	6	±2	2.3	±0.1	
Experienced SH	100	±1	13	19	24	28	16	±8	3.1	±0.2	
Not Experienced SH	99	±1	38	24	19	13	6	±2	2.2	±0.1	
Deployed Past 12 Months	99	±1	36	21	21	14	8	±3	2.4	±0.1	
Not Deployed Past 12 Months	99	±1	38	25	19	13	5	±2	2.2	±0.1	
Army Enlisted	99	±1	37	24	20	13	6	±4	2.3	±0.1	
E1 – E4	100	±1	34	26	22	13	6	±5	2.3	±0.2	
Army Officers	99	±1	34	25	19	16	6	±5	2.4	±0.2	
Navy Enlisted	99	±1	33	23	22	14	7	±4	2.4	±0.1	
E1 – E4	99	±2	32	23	24	13	8	±7	2.4	±0.2	
Navy Officers	99	±1	35	23	18	18	7	±5	2.4	±0.2	
Marine Corps Enlisted	99	±1	33	23	23	14	7	±2	2.4	±0.1	
E1 – E4	99	±1	32	23	25	14	7	±3	2.4	±0.1	
Marine Corps Officers	99	±1	31	23	18	21	8	±3	2.5	±0.1	
Air Force Enlisted	99	±1	47	25	15	9	4	±3	2.0	±0.1	
E1 – E4	99	±1	46	26	15	8	4	±5	2.0	±0.2	
Air Force Officers	99	±1	34	21	19	18	8	±6	2.5	±0.2	

Note. Percent responding are active duty members who answered the question.

26. How much do you agree or disagree with the following statements that might affect your decision to receive mental health counseling or service if you ever had a problem?

h. My leaders might treat me differently.

- 1. Strongly disagree
- 2. Disagree
- 3. Neither agree nor disagree
- 4. Agree
- 5. Strongly agree

	Percent Responding		Percentages					Max ME	Average Agreement		
			1	2	3	4	5				
TOTAL	99	±1	35	22	19	15	9	±2	2.4	±0.1	
Army	99	±1	34	20	19	16	10	±3	2.5	±0.1	
Navy	99	±1	32	22	20	17	10	±3	2.5	±0.1	
Marine Corps	99	±1	32	22	22	15	9	±2	2.5	±0.1	
Air Force	99	±1	43	23	16	11	7	±3	2.2	±0.1	
Enlisted	99	±1	36	21	19	14	9	±2	2.4	±0.1	
E1 – E4	99	±1	33	22	20	15	10	±3	2.5	±0.1	
E1 – E3	99	±1	33	24	20	15	8	±4	2.4	±0.1	
E4	99	±1	34	20	19	16	12	±3	2.5	±0.1	
E5 – E9	99	±1	39	21	18	13	9	±2	2.3	±0.1	
E5 – E6	99	±1	37	21	19	13	10	±2	2.4	±0.1	
E7 – E9	99	±1	45	21	14	12	8	±4	2.2	±0.1	
Officers	99	±1	32	22	19	18	9	±3	2.5	±0.1	
O1 – O3	99	±1	33	22	19	17	9	±4	2.5	±0.1	
O4 – O6	99	±1	31	23	19	19	9	±4	2.5	±0.1	
Deployed Past 12 Months	99	±1	34	19	19	16	11	±3	2.5	±0.1	
Not Deployed Past 12 Months	99	±1	36	23	19	14	8	±2	2.4	±0.1	
Non-Hispanic White	99	±1	35	21	18	16	9	±2	2.4	±0.1	
Total Minority	99	±1	35	22	20	13	9	±2	2.4	±0.1	
Non-Hispanic Black	98	±1	37	23	20	12	7	±4	2.3	±0.1	
Hispanic	98	±1	37	21	20	13	9	±4	2.4	±0.1	
Experienced USC	99	±2	15	14	21	23	28	±9	3.4	±0.3	
Not Experienced USC	99	±1	36	22	19	15	9	±2	2.4	±0.1	
Experienced SH	99	±1	15	14	18	27	26	±5	3.4	±0.2	
Not Experienced SH	99	±1	37	22	19	14	8	±2	2.3	±0.1	
FEMALES	99	±1	34	21	17	17	11	±2	2.5	±0.1	
Army	99	±1	31	22	17	17	12	±2	2.6	±0.1	
Navy	99	±1	31	20	19	18	12	±3	2.6	±0.1	
Marine Corps	99	±1	27	20	20	20	13	±2	2.7	±0.1	
Air Force	99	±1	42	21	15	14	8	±2	2.3	±0.1	
Enlisted	99	±1	35	21	17	16	11	±2	2.5	±0.1	
E1 – E4	99	±1	31	21	18	17	12	±2	2.6	±0.1	
E5 – E9	99	±1	39	21	16	14	10	±2	2.4	±0.1	
Officers	99	±1	32	20	17	20	11	±2	2.6	±0.1	
O1 – O3	98	±1	32	20	17	21	10	±3	2.6	±0.1	
O4 – O6	99	±1	33	20	16	18	12	±4	2.5	±0.1	
Experienced USC	100	±1	17	12	14	24	32	±6	3.4	±0.2	
Not Experienced USC	99	±1	35	22	17	16	10	±2	2.4	±0.1	
Experienced SH	99	±1	18	15	16	26	25	±3	3.2	±0.1	
Not Experienced SH	99	±1	39	23	17	14	7	±2	2.3	±0.1	
Deployed Past 12 Months	99	±1	32	20	16	17	14	±3	2.6	±0.1	
Not Deployed Past 12 Months	99	±1	35	21	17	16	10	±2	2.5	±0.1	

Note. Percent responding are active duty members who answered the question.

26. How much do you agree or disagree with the following statements that might affect your decision to receive mental health counseling or service if you ever had a problem?

h. My leaders might treat me differently.

	Percent Responding		Percentages					Max ME	Average Agreement		
			1	2	3	4	5				
Army Enlisted	99	±1	31	22	17	17	12	±3	2.6	±0.1	
E1 – E4	100	±1	29	22	18	17	13	±4	2.6	±0.1	
Army Officers	98	±1	32	21	16	19	12	±4	2.6	±0.1	
Navy Enlisted	99	±1	31	20	19	17	13	±3	2.6	±0.1	
E1 – E4	99	±1	29	20	19	18	13	±4	2.7	±0.1	
Navy Officers	98	±1	27	20	18	24	11	±4	2.7	±0.1	
Marine Corps Enlisted	99	±1	27	21	21	19	13	±2	2.7	±0.1	
E1 – E4	99	±1	25	22	22	19	12	±2	2.7	±0.1	
Marine Corps Officers	99	±1	24	18	18	26	14	±4	2.9	±0.2	
Air Force Enlisted	99	±1	43	21	15	13	8	±3	2.2	±0.1	
E1 – E4	99	±1	40	21	17	14	8	±4	2.3	±0.1	
Air Force Officers	99	±1	35	20	17	17	10	±4	2.5	±0.2	
MALES	99	±1	35	22	19	15	9	±2	2.4	±0.1	
Army	99	±1	34	20	19	16	10	±3	2.5	±0.1	
Navy	99	±1	32	22	20	16	9	±4	2.5	±0.1	
Marine Corps	99	±1	32	22	22	14	9	±2	2.4	±0.1	
Air Force	99	±1	43	24	16	11	7	±3	2.1	±0.1	
Enlisted	99	±1	36	22	19	14	9	±2	2.4	±0.1	
E1 – E4	99	±1	34	22	20	15	9	±3	2.4	±0.1	
E5 – E9	99	±1	39	21	18	13	9	±2	2.3	±0.1	
Officers	99	±1	32	23	19	18	8	±3	2.5	±0.1	
O1 – O3	99	±1	33	23	19	17	8	±4	2.4	±0.2	
O4 – O6	99	±1	31	23	19	19	9	±4	2.5	±0.2	
Experienced USC	98	±4	12	15	26	22	25	±16	3.3	±0.4	
Not Experienced USC	99	±1	36	22	19	15	9	±2	2.4	±0.1	
Experienced SH	99	±2	12	13	19	29	28	±9	3.5	±0.3	
Not Experienced SH	99	±1	37	22	19	14	8	±2	2.4	±0.1	
Deployed Past 12 Months	99	±1	34	19	19	16	11	±3	2.5	±0.1	
Not Deployed Past 12 Months	99	±1	36	23	19	14	8	±2	2.3	±0.1	
Army Enlisted	99	±1	35	20	19	15	11	±4	2.5	±0.1	
E1 – E4	99	±1	31	21	20	17	11	±5	2.6	±0.2	
Army Officers	99	±2	32	22	20	18	9	±5	2.5	±0.2	
Navy Enlisted	99	±1	32	21	20	16	10	±4	2.5	±0.1	
E1 – E4	99	±2	31	22	20	18	9	±7	2.5	±0.2	
Navy Officers	99	±2	34	24	18	17	7	±5	2.4	±0.2	
Marine Corps Enlisted	99	±1	33	22	23	14	9	±2	2.4	±0.1	
E1 – E4	98	±1	31	22	24	14	8	±3	2.5	±0.1	
Marine Corps Officers	99	±1	31	23	18	19	9	±3	2.5	±0.1	
Air Force Enlisted	98	±1	46	24	15	10	6	±3	2.1	±0.1	
E1 – E4	98	±2	46	25	14	9	6	±6	2.0	±0.2	
Air Force Officers	99	±2	31	23	21	16	9	±6	2.5	±0.2	

Note. Percent responding are active duty members who answered the question.

26. How much do you agree or disagree with the following statements that might affect your decision to receive mental health counseling or service if you ever had a problem?

i. My leaders would blame me for the problem.

1. Strongly disagree 2. Disagree 3. Neither agree nor disagree
 4. Agree 5. Strongly agree

	Percent Responding		Percentages					Max ME	Average Agreement		
			1	2	3	4	5				
TOTAL	99	±1	41	27	20	7	5	±2	2.1	±0.1	
Army	100	±1	38	28	20	9	5	±3	2.1	±0.1	
Navy	99	±1	38	26	22	8	6	±3	2.2	±0.1	
Marine Corps	100	±1	37	28	23	7	5	±2	2.2	±0.1	
Air Force	99	±1	50	26	16	4	3	±3	1.8	±0.1	
Enlisted	99	±1	40	26	21	8	5	±2	2.1	±0.1	
E1 – E4	100	±1	38	26	23	8	5	±3	2.2	±0.1	
E1 – E3	99	±1	38	28	23	7	4	±4	2.1	±0.1	
E4	100	±1	37	24	23	10	6	±3	2.2	±0.1	
E5 – E9	99	±1	43	26	19	7	5	±2	2.0	±0.1	
E5 – E6	99	±1	41	26	19	8	6	±2	2.1	±0.1	
E7 – E9	99	±1	51	25	16	5	3	±4	1.8	±0.1	
Officers	99	±1	45	31	15	6	3	±3	1.9	±0.1	
O1 – O3	99	±1	45	31	15	6	3	±4	1.9	±0.1	
O4 – O6	99	±1	45	29	17	6	3	±4	1.9	±0.1	
Deployed Past 12 Months	99	±1	38	25	22	9	6	±3	2.2	±0.1	
Not Deployed Past 12 Months	99	±1	42	28	19	7	4	±2	2.0	±0.1	
Non-Hispanic White	100	±1	42	27	19	8	4	±2	2.1	±0.1	
Total Minority	99	±1	40	27	21	7	5	±2	2.1	±0.1	
Non-Hispanic Black	99	±1	42	27	21	7	4	±4	2.0	±0.1	
Hispanic	100	±1	41	29	19	6	5	±4	2.1	±0.1	
Experienced USC	99	±2	18	21	21	20	20	±8	3.0	±0.3	
Not Experienced USC	99	±1	42	27	20	7	4	±2	2.1	±0.1	
Experienced SH	100	±1	18	21	26	15	19	±5	3.0	±0.2	
Not Experienced SH	99	±1	43	27	20	7	4	±2	2.0	±0.1	
FEMALES	99	±1	40	27	19	8	6	±2	2.1	±0.1	
Army	100	±1	37	28	20	8	8	±3	2.2	±0.1	
Navy	100	±1	37	28	21	8	7	±3	2.2	±0.1	
Marine Corps	100	±1	33	28	24	9	7	±2	2.3	±0.1	
Air Force	99	±1	49	25	16	6	4	±2	1.9	±0.1	
Enlisted	99	±1	40	27	19	7	7	±2	2.1	±0.1	
E1 – E4	100	±1	37	28	20	8	7	±2	2.2	±0.1	
E5 – E9	99	±1	44	25	18	7	6	±2	2.1	±0.1	
Officers	99	±1	42	28	17	8	5	±3	2.1	±0.1	
O1 – O3	99	±1	42	28	17	8	5	±3	2.1	±0.1	
O4 – O6	99	±1	45	27	16	7	5	±4	2.0	±0.1	
Experienced USC	100	±1	21	21	23	14	21	±5	2.9	±0.2	
Not Experienced USC	99	±1	42	27	19	7	5	±2	2.1	±0.1	
Experienced SH	100	±1	22	24	25	14	15	±3	2.8	±0.1	
Not Experienced SH	99	±1	46	28	17	6	4	±2	1.9	±0.1	
Deployed Past 12 Months	99	±1	37	26	19	10	8	±3	2.3	±0.1	
Not Deployed Past 12 Months	99	±1	41	27	19	7	6	±2	2.1	±0.1	

Note. Percent responding are active duty members who answered the question.

26. How much do you agree or disagree with the following statements that might affect your decision to receive mental health counseling or service if you ever had a problem?

i. My leaders would blame me for the problem.

	Percent Responding		Percentages					Max ME	Average Agreement		
			1	2	3	4	5				
Army Enlisted	99	±1	36	28	20	8	9	±3	2.3	±0.1	
E1 – E4	100	±1	33	29	21	9	9	±4	2.3	±0.1	
Army Officers	100	±1	41	28	17	9	5	±4	2.1	±0.1	
Navy Enlisted	100	±1	36	27	21	8	7	±3	2.2	±0.1	
E1 – E4	100	±1	36	27	21	9	7	±4	2.3	±0.1	
Navy Officers	99	±1	38	29	19	9	5	±4	2.1	±0.1	
Marine Corps Enlisted	100	±1	32	27	25	9	7	±2	2.3	±0.1	
E1 – E4	100	±1	30	29	26	9	7	±3	2.3	±0.1	
Marine Corps Officers	99	±1	37	30	17	10	7	±4	2.2	±0.2	
Air Force Enlisted	99	±1	50	25	15	6	4	±3	1.9	±0.1	
E1 – E4	99	±1	47	27	17	4	5	±4	1.9	±0.1	
Air Force Officers	99	±1	48	27	16	6	4	±4	1.9	±0.1	
MALES	99	±1	41	27	20	7	4	±2	2.1	±0.1	
Army	100	±1	39	27	21	9	5	±3	2.1	±0.1	
Navy	99	±1	39	25	22	8	5	±4	2.2	±0.1	
Marine Corps	100	±1	37	28	23	7	5	±2	2.1	±0.1	
Air Force	99	±1	51	26	16	4	3	±3	1.8	±0.1	
Enlisted	99	±1	40	26	21	8	5	±2	2.1	±0.1	
E1 – E4	100	±1	38	26	23	8	5	±3	2.2	±0.1	
E5 – E9	99	±1	43	26	19	7	5	±2	2.0	±0.1	
Officers	99	±1	45	32	15	6	2	±3	1.9	±0.1	
O1 – O3	99	±1	46	32	14	5	2	±4	1.9	±0.1	
O4 – O6	99	±1	45	29	17	6	3	±5	1.9	±0.1	
Experienced USC	98	±4	16	22	19	24	19	±16	3.1	±0.5	
Not Experienced USC	99	±1	42	27	20	7	4	±2	2.1	±0.1	
Experienced SH	100	±1	14	19	28	17	22	±8	3.1	±0.3	
Not Experienced SH	99	±1	42	27	20	7	4	±2	2.0	±0.1	
Deployed Past 12 Months	99	±1	38	25	22	9	6	±3	2.2	±0.1	
Not Deployed Past 12 Months	99	±1	43	28	19	7	4	±2	2.0	±0.1	
Army Enlisted	100	±1	38	26	22	9	5	±4	2.2	±0.1	
E1 – E4	100	±1	34	25	25	10	5	±5	2.3	±0.2	
Army Officers	100	±1	44	32	15	6	2	±6	1.9	±0.2	
Navy Enlisted	99	±1	37	24	23	9	6	±4	2.2	±0.1	
E1 – E4	100	±1	37	24	25	10	5	±7	2.2	±0.2	
Navy Officers	99	±2	45	30	15	6	3	±5	1.9	±0.2	
Marine Corps Enlisted	100	±1	37	27	24	7	5	±2	2.2	±0.1	
E1 – E4	100	±1	34	28	26	7	6	±3	2.2	±0.1	
Marine Corps Officers	99	±1	44	33	15	6	3	±3	1.9	±0.1	
Air Force Enlisted	99	±1	52	25	16	4	3	±3	1.8	±0.1	
E1 – E4	99	±1	51	26	16	4	4	±5	1.8	±0.2	
Air Force Officers	99	±1	47	32	15	4	1	±6	1.8	±0.1	

Note. Percent responding are active duty members who answered the question.

26. How much do you agree or disagree with the following statements that might affect your decision to receive mental health counseling or service if you ever had a problem?

j. I would be seen as weak.

1. Strongly disagree
4. Agree

2. Disagree
5. Strongly agree

3. Neither agree nor disagree

	Percent Responding		Percentages					Max ME	Average Agreement		
			1	2	3	4	5				
TOTAL	99	±1	36	23	19	15	8	±2	2.4	±0.1	
Army	99	±1	34	23	19	15	9	±3	2.4	±0.1	
Navy	99	±1	32	23	19	17	9	±3	2.5	±0.1	
Marine Corps	99	±1	31	22	22	16	8	±2	2.5	±0.1	
Air Force	99	±1	44	24	16	12	4	±3	2.1	±0.1	
Enlisted	99	±1	36	23	19	14	8	±2	2.4	±0.1	
E1 – E4	99	±1	33	23	21	15	9	±3	2.4	±0.1	
E1 – E3	99	±1	32	25	21	14	8	±4	2.4	±0.1	
E4	99	±1	33	22	20	16	9	±3	2.5	±0.1	
E5 – E9	99	±1	39	23	17	14	7	±2	2.3	±0.1	
E5 – E6	99	±1	36	23	18	14	8	±2	2.3	±0.1	
E7 – E9	99	±1	46	21	14	13	5	±4	2.1	±0.1	
Officers	99	±1	35	25	17	17	6	±3	2.3	±0.1	
O1 – O3	99	±1	35	25	17	16	6	±4	2.3	±0.1	
O4 – O6	98	±1	35	23	18	17	6	±4	2.4	±0.1	
Deployed Past 12 Months	99	±1	33	21	20	17	9	±3	2.5	±0.1	
Not Deployed Past 12 Months	99	±1	37	24	18	14	7	±2	2.3	±0.1	
Non-Hispanic White	99	±1	36	23	18	15	8	±2	2.4	±0.1	
Total Minority	99	±1	35	23	19	14	8	±2	2.4	±0.1	
Non-Hispanic Black	99	±1	39	25	19	12	6	±4	2.2	±0.1	
Hispanic	99	±1	35	22	19	17	8	±4	2.4	±0.1	
Experienced USC	97	±4	17	17	18	25	24	±8	3.2	±0.3	
Not Experienced USC	99	±1	36	23	19	15	7	±2	2.3	±0.1	
Experienced SH	99	±1	15	16	16	30	23	±5	3.3	±0.2	
Not Experienced SH	99	±1	37	24	19	14	7	±2	2.3	±0.1	
FEMALES	99	±1	35	22	16	17	10	±2	2.4	±0.1	
Army	99	±1	32	24	16	17	11	±2	2.5	±0.1	
Navy	99	±1	31	21	18	19	11	±3	2.6	±0.1	
Marine Corps	99	±1	25	21	20	22	13	±2	2.8	±0.1	
Air Force	99	±1	43	22	15	14	6	±2	2.2	±0.1	
Enlisted	99	±1	35	22	17	16	10	±2	2.4	±0.1	
E1 – E4	99	±1	32	22	17	18	11	±2	2.5	±0.1	
E5 – E9	99	±1	38	22	16	14	9	±2	2.3	±0.1	
Officers	99	±1	33	23	15	20	9	±2	2.5	±0.1	
O1 – O3	99	±1	32	23	15	20	9	±3	2.5	±0.1	
O4 – O6	98	±1	36	23	15	17	9	±4	2.4	±0.1	
Experienced USC	99	±1	17	13	15	24	30	±6	3.4	±0.2	
Not Experienced USC	99	±1	36	23	17	16	8	±2	2.4	±0.1	
Experienced SH	99	±1	18	16	17	27	22	±3	3.2	±0.1	
Not Experienced SH	99	±1	40	24	16	14	6	±2	2.2	±0.1	
Deployed Past 12 Months	99	±1	32	21	16	18	12	±3	2.6	±0.1	
Not Deployed Past 12 Months	99	±1	35	23	16	16	9	±2	2.4	±0.1	

Note. Percent responding are active duty members who answered the question.

26. How much do you agree or disagree with the following statements that might affect your decision to receive mental health counseling or service if you ever had a problem?

j. I would be seen as weak.

	Percent Responding		Percentages					Max ME	Average Agreement		
			1	2	3	4	5				
Army Enlisted	99	±1	32	23	16	17	12	±3	2.5	±0.1	
E1 – E4	99	±1	30	23	15	19	12	±4	2.6	±0.1	
Army Officers	99	±1	33	25	13	19	10	±4	2.5	±0.1	
Navy Enlisted	99	±1	32	21	18	18	11	±3	2.6	±0.1	
E1 – E4	99	±1	31	20	19	18	11	±4	2.6	±0.1	
Navy Officers	99	±1	29	21	18	23	9	±4	2.6	±0.1	
Marine Corps Enlisted	99	±1	25	21	20	21	13	±2	2.7	±0.1	
E1 – E4	99	±1	23	22	22	21	12	±2	2.8	±0.1	
Marine Corps Officers	99	±1	27	17	14	29	14	±4	2.9	±0.2	
Air Force Enlisted	99	±1	44	22	15	13	6	±3	2.2	±0.1	
E1 – E4	99	±1	41	22	17	13	7	±4	2.2	±0.1	
Air Force Officers	99	±1	37	22	15	17	7	±4	2.3	±0.1	
MALES	99	±1	36	23	19	14	7	±2	2.3	±0.1	
Army	99	±1	34	23	20	15	8	±3	2.4	±0.1	
Navy	99	±1	32	24	19	17	9	±4	2.5	±0.1	
Marine Corps	99	±1	32	23	22	16	8	±2	2.5	±0.1	
Air Force	99	±1	45	24	16	11	4	±3	2.1	±0.1	
Enlisted	99	±1	36	23	19	14	8	±2	2.3	±0.1	
E1 – E4	99	±1	33	23	21	14	8	±3	2.4	±0.1	
E5 – E9	99	±1	39	23	18	14	7	±2	2.3	±0.1	
Officers	99	±1	35	25	18	16	5	±3	2.3	±0.1	
O1 – O3	99	±1	36	25	18	15	6	±4	2.3	±0.1	
O4 – O6	99	±1	35	24	19	17	6	±4	2.4	±0.2	
Experienced USC	95	±7	16	20	20	25	18	±16	3.1	±0.5	
Not Experienced USC	99	±1	36	23	19	14	7	±2	2.3	±0.1	
Experienced SH	99	±2	12	16	16	33	24	±8	3.4	±0.3	
Not Experienced SH	99	±1	37	24	19	14	7	±2	2.3	±0.1	
Deployed Past 12 Months	99	±1	33	21	20	17	9	±3	2.5	±0.1	
Not Deployed Past 12 Months	99	±1	37	25	19	13	6	±2	2.3	±0.1	
Army Enlisted	99	±1	34	23	21	14	9	±3	2.4	±0.1	
E1 – E4	99	±1	29	24	24	14	10	±5	2.5	±0.2	
Army Officers	99	±1	37	24	17	18	5	±6	2.3	±0.2	
Navy Enlisted	99	±1	32	23	19	17	9	±4	2.5	±0.1	
E1 – E4	99	±2	33	23	18	18	8	±7	2.5	±0.2	
Navy Officers	99	±2	33	26	20	15	7	±5	2.4	±0.2	
Marine Corps Enlisted	99	±1	32	22	22	15	8	±2	2.5	±0.1	
E1 – E4	100	±1	30	22	24	16	8	±3	2.5	±0.1	
Marine Corps Officers	99	±1	31	24	19	18	8	±3	2.5	±0.1	
Air Force Enlisted	99	±1	46	24	16	10	4	±3	2.0	±0.1	
E1 – E4	100	±1	46	23	16	11	5	±5	2.0	±0.2	
Air Force Officers	99	±2	37	26	18	15	4	±6	2.2	±0.2	

Note. Percent responding are active duty members who answered the question.

26. How much do you agree or disagree with the following statements that might affect your decision to receive mental health counseling or service if you ever had a problem?

k. Mental health care doesn't work.

1. Strongly disagree 2. Disagree 3. Neither agree nor disagree
 4. Agree 5. Strongly agree

	Percent Responding		Percentages					Max ME	Average Agreement		
			1	2	3	4	5				
TOTAL	99	±1	40	28	24	5	3	±2	2.0	±0.1	
Army	100	±1	39	28	23	6	4	±3	2.1	±0.1	
Navy	99	±1	37	28	27	5	3	±3	2.1	±0.1	
Marine Corps	100	±1	35	26	29	6	4	±2	2.2	±0.1	
Air Force	99	±1	49	27	19	4	2	±3	1.8	±0.1	
Enlisted	100	±1	40	27	25	5	3	±2	2.1	±0.1	
E1 – E4	100	±1	39	28	25	5	3	±3	2.1	±0.1	
E1 – E3	99	±1	39	27	26	5	3	±4	2.1	±0.1	
E4	100	±1	38	29	24	6	4	±4	2.1	±0.1	
E5 – E9	99	±1	41	26	25	5	3	±2	2.0	±0.1	
E5 – E6	99	±1	39	26	26	6	3	±2	2.1	±0.1	
E7 – E9	99	±1	48	26	20	4	2	±4	1.9	±0.1	
Officers	99	±1	42	32	19	5	2	±3	1.9	±0.1	
O1 – O3	99	±1	42	32	19	5	3	±4	2.0	±0.1	
O4 – O6	99	±1	44	31	17	6	2	±4	1.9	±0.1	
Deployed Past 12 Months	100	±1	37	26	26	7	4	±3	2.2	±0.1	
Not Deployed Past 12 Months	99	±1	42	29	23	5	3	±2	2.0	±0.1	
Non-Hispanic White	100	±1	41	27	24	6	3	±2	2.0	±0.1	
Total Minority	99	±1	40	29	24	5	3	±2	2.0	±0.1	
Non-Hispanic Black	99	±1	43	28	23	4	2	±4	1.9	±0.1	
Hispanic	100	±1	40	29	22	5	4	±4	2.0	±0.1	
Experienced USC	99	±2	25	22	39	7	8	±9	2.5	±0.2	
Not Experienced USC	99	±1	40	28	23	5	3	±2	2.0	±0.1	
Experienced SH	100	±1	25	27	32	10	6	±5	2.5	±0.2	
Not Experienced SH	99	±1	41	28	23	5	3	±2	2.0	±0.1	
FEMALES	99	±1	43	28	22	5	2	±2	2.0	±0.1	
Army	99	±1	40	30	21	5	3	±3	2.0	±0.1	
Navy	99	±1	40	29	24	5	2	±3	2.0	±0.1	
Marine Corps	99	±1	32	28	30	7	3	±2	2.2	±0.1	
Air Force	99	±1	50	26	18	3	2	±2	1.8	±0.1	
Enlisted	99	±1	42	28	23	5	2	±2	2.0	±0.1	
E1 – E4	100	±1	40	27	25	5	3	±2	2.0	±0.1	
E5 – E9	99	±1	45	28	20	5	2	±2	1.9	±0.1	
Officers	99	±1	46	31	17	3	2	±3	1.8	±0.1	
O1 – O3	99	±1	46	32	17	3	2	±3	1.8	±0.1	
O4 – O6	99	±1	49	30	16	3	2	±4	1.8	±0.1	
Experienced USC	100	±1	28	25	32	7	9	±5	2.4	±0.2	
Not Experienced USC	99	±1	44	29	21	5	2	±2	1.9	±0.1	
Experienced SH	100	±1	29	29	29	8	5	±3	2.3	±0.1	
Not Experienced SH	99	±1	47	28	19	4	2	±2	1.9	±0.1	
Deployed Past 12 Months	100	±1	40	29	22	6	3	±3	2.0	±0.1	
Not Deployed Past 12 Months	99	±1	44	28	22	4	2	±2	1.9	±0.1	

Note. Percent responding are active duty members who answered the question.

26. How much do you agree or disagree with the following statements that might affect your decision to receive mental health counseling or service if you ever had a problem?

k. Mental health care doesn't work.

	Percent Responding		Percentages					Max ME	Average Agreement		
			1	2	3	4	5				
Army Enlisted	99	±1	39	30	22	6	3	±3	2.0	±0.1	
E1 – E4	100	±1	38	28	24	6	3	±4	2.1	±0.1	
Army Officers	100	±1	45	31	18	4	2	±4	1.9	±0.1	
Navy Enlisted	100	±1	39	28	25	5	2	±3	2.0	±0.1	
E1 – E4	100	±1	38	27	27	6	2	±4	2.1	±0.1	
Navy Officers	99	±1	45	32	19	3	1	±4	1.8	±0.1	
Marine Corps Enlisted	99	±1	31	28	31	7	3	±2	2.2	±0.1	
E1 – E4	100	±1	28	29	33	7	3	±3	2.3	±0.1	
Marine Corps Officers	99	±1	40	31	19	8	2	±4	2.0	±0.1	
Air Force Enlisted	99	±1	50	25	19	3	2	±3	1.8	±0.1	
E1 – E4	99	±1	48	26	21	3	3	±4	1.9	±0.1	
Air Force Officers	99	±1	50	31	15	3	2	±4	1.8	±0.1	
MALES	99	±1	40	28	24	5	3	±2	2.0	±0.1	
Army	100	±1	38	28	23	6	4	±3	2.1	±0.1	
Navy	99	±1	37	28	28	5	3	±4	2.1	±0.1	
Marine Corps	100	±1	35	26	29	6	4	±2	2.2	±0.1	
Air Force	99	±1	48	27	19	4	2	±3	1.8	±0.1	
Enlisted	100	±1	40	27	25	5	3	±2	2.1	±0.1	
E1 – E4	100	±1	38	28	25	5	4	±3	2.1	±0.1	
E5 – E9	99	±1	41	25	25	5	3	±2	2.1	±0.1	
Officers	99	±1	41	32	19	6	2	±3	2.0	±0.1	
O1 – O3	99	±1	41	32	19	6	3	±4	2.0	±0.1	
O4 – O6	99	±1	44	31	17	6	3	±5	1.9	±0.1	
Experienced USC	98	±4	22	19	44	8	7	±17	2.6	±0.4	
Not Experienced USC	100	±1	40	28	24	5	3	±2	2.0	±0.1	
Experienced SH	100	±1	20	26	35	12	8	±8	2.6	±0.2	
Not Experienced SH	99	±1	41	28	24	5	3	±2	2.0	±0.1	
Deployed Past 12 Months	100	±1	37	25	27	7	5	±3	2.2	±0.1	
Not Deployed Past 12 Months	99	±1	41	29	23	5	3	±2	2.0	±0.1	
Army Enlisted	100	±1	39	27	24	6	4	±4	2.1	±0.1	
E1 – E4	100	±1	38	30	22	5	4	±5	2.1	±0.2	
Army Officers	100	±1	38	32	19	8	3	±6	2.0	±0.2	
Navy Enlisted	99	±1	36	27	29	5	3	±4	2.1	±0.1	
E1 – E4	100	±1	37	26	28	6	3	±7	2.1	±0.2	
Navy Officers	99	±2	42	32	22	3	2	±5	1.9	±0.1	
Marine Corps Enlisted	100	±1	34	25	30	6	4	±2	2.2	±0.1	
E1 – E4	100	±1	32	25	32	6	4	±3	2.2	±0.1	
Marine Corps Officers	99	±1	39	33	21	6	2	±3	2.0	±0.1	
Air Force Enlisted	99	±1	49	26	20	4	1	±3	1.8	±0.1	
E1 – E4	99	±1	48	27	21	3	1	±6	1.8	±0.1	
Air Force Officers	99	±1	45	30	17	5	3	±6	1.9	±0.2	

Note. Percent responding are active duty members who answered the question.

26. How much do you agree or disagree with the following statements that might affect your decision to receive mental health counseling or service if you ever had a problem?

I. Mental health care counseling may impact my security clearance.

1. Strongly disagree 2. Disagree 3. Neither agree nor disagree
 4. Agree 5. Strongly agree

	Percent Responding		Percentages					Max ME	Average Agreement		
			1	2	3	4	5				
TOTAL	100	±1	35	21	23	13	9	±2	2.4	±0.1	
Army	100	±1	35	24	22	11	8	±3	2.4	±0.1	
Navy	99	±1	31	19	25	15	10	±3	2.6	±0.1	
Marine Corps	100	±1	30	20	28	13	9	±2	2.5	±0.1	
Air Force	99	±1	41	20	20	13	7	±3	2.2	±0.1	
Enlisted	100	±1	35	21	24	12	8	±2	2.4	±0.1	
E1 – E4	100	±1	34	21	26	11	8	±3	2.4	±0.1	
E1 – E3	100	±1	34	22	27	10	7	±4	2.3	±0.1	
E4	100	±1	33	21	25	13	9	±3	2.4	±0.1	
E5 – E9	99	±1	37	21	21	12	9	±2	2.3	±0.1	
E5 – E6	99	±1	35	20	23	12	9	±2	2.4	±0.1	
E7 – E9	100	±1	43	21	16	12	7	±4	2.2	±0.1	
Officers	99	±1	31	22	19	17	10	±3	2.5	±0.1	
O1 – O3	99	±1	31	22	20	18	9	±4	2.5	±0.1	
O4 – O6	100	±1	32	21	17	18	12	±4	2.6	±0.1	
Deployed Past 12 Months	100	±1	33	19	25	13	10	±3	2.5	±0.1	
Not Deployed Past 12 Months	100	±1	35	22	22	13	8	±2	2.4	±0.1	
Non-Hispanic White	100	±1	34	21	22	14	9	±2	2.4	±0.1	
Total Minority	100	±1	35	22	24	11	8	±2	2.3	±0.1	
Non-Hispanic Black	99	±1	38	22	25	9	7	±4	2.3	±0.1	
Hispanic	99	±1	36	22	23	11	9	±4	2.4	±0.1	
Experienced USC	98	±3	19	18	29	18	16	±8	2.9	±0.3	
Not Experienced USC	100	±1	35	21	23	12	8	±2	2.4	±0.1	
Experienced SH	100	±1	17	19	29	19	17	±5	3.0	±0.2	
Not Experienced SH	100	±1	36	21	23	12	8	±2	2.3	±0.1	
FEMALES	100	±1	36	22	22	12	8	±2	2.3	±0.1	
Army	100	±1	35	25	23	10	8	±2	2.3	±0.1	
Navy	100	±1	31	20	23	15	11	±3	2.5	±0.1	
Marine Corps	100	±1	27	23	28	14	8	±2	2.5	±0.1	
Air Force	100	±1	42	21	19	11	7	±2	2.2	±0.1	
Enlisted	100	±1	36	22	23	11	8	±2	2.3	±0.1	
E1 – E4	100	±1	34	22	25	11	8	±2	2.4	±0.1	
E5 – E9	100	±1	39	23	20	10	9	±2	2.3	±0.1	
Officers	99	±1	34	23	19	16	9	±2	2.4	±0.1	
O1 – O3	99	±1	34	23	18	16	9	±3	2.4	±0.1	
O4 – O6	99	±1	34	22	18	15	10	±4	2.4	±0.1	
Experienced USC	100	±1	21	16	27	16	20	±5	3.0	±0.2	
Not Experienced USC	100	±1	37	23	22	11	8	±2	2.3	±0.1	
Experienced SH	100	±1	22	19	27	16	16	±3	2.8	±0.1	
Not Experienced SH	100	±1	40	23	21	10	6	±2	2.2	±0.1	
Deployed Past 12 Months	100	±1	34	22	23	12	10	±3	2.4	±0.1	
Not Deployed Past 12 Months	100	±1	36	22	22	12	8	±2	2.3	±0.1	

Note. Percent responding are active duty members who answered the question.

26. How much do you agree or disagree with the following statements that might affect your decision to receive mental health counseling or service if you ever had a problem?

I. Mental health care counseling may impact my security clearance.

	Percent Responding		Percentages					Max ME	Average Agreement		
			1	2	3	4	5				
Army Enlisted	100	±1	35	25	24	9	8	±3	2.3	±0.1	
E1 – E4	100	±1	33	23	26	10	7	±4	2.3	±0.1	
Army Officers	99	±1	36	26	19	12	8	±4	2.3	±0.1	
Navy Enlisted	100	±1	32	20	24	13	11	±3	2.5	±0.1	
E1 – E4	100	±1	32	20	26	12	10	±4	2.5	±0.1	
Navy Officers	99	±1	27	20	21	23	10	±4	2.7	±0.1	
Marine Corps Enlisted	100	±1	27	23	29	13	8	±2	2.5	±0.1	
E1 – E4	100	±1	25	24	31	13	7	±3	2.5	±0.1	
Marine Corps Officers	99	±1	27	22	19	21	11	±4	2.7	±0.2	
Air Force Enlisted	100	±1	43	21	20	9	6	±3	2.1	±0.1	
E1 – E4	100	±1	42	20	21	10	6	±4	2.2	±0.1	
Air Force Officers	100	±1	36	21	17	15	10	±4	2.4	±0.2	
MALES	100	±1	35	21	23	13	9	±2	2.4	±0.1	
Army	100	±1	35	23	22	11	8	±3	2.4	±0.1	
Navy	99	±1	31	19	25	15	10	±4	2.6	±0.1	
Marine Corps	100	±1	31	20	27	13	9	±2	2.5	±0.1	
Air Force	99	±1	41	20	20	13	7	±3	2.3	±0.1	
Enlisted	100	±1	35	21	24	12	8	±2	2.4	±0.1	
E1 – E4	100	±1	33	21	26	11	8	±3	2.4	±0.1	
E5 – E9	99	±1	37	20	22	12	9	±2	2.3	±0.1	
Officers	99	±1	31	22	19	18	10	±3	2.5	±0.1	
O1 – O3	99	±1	31	22	20	18	9	±4	2.5	±0.2	
O4 – O6	100	±1	32	21	16	18	12	±4	2.6	±0.2	
Experienced USC	97	±5	17	21	30	20	13	±16	2.9	±0.4	
Not Experienced USC	100	±1	35	21	23	13	9	±2	2.4	±0.1	
Experienced SH	100	±1	12	18	31	23	17	±8	3.2	±0.2	
Not Experienced SH	100	±1	35	21	23	12	8	±2	2.4	±0.1	
Deployed Past 12 Months	100	±1	33	19	25	13	10	±3	2.5	±0.1	
Not Deployed Past 12 Months	99	±1	35	22	22	13	8	±2	2.4	±0.1	
Army Enlisted	100	±1	35	23	23	11	8	±4	2.3	±0.1	
E1 – E4	100	±0	32	24	25	11	8	±5	2.4	±0.2	
Army Officers	100	±1	33	25	18	15	9	±5	2.4	±0.2	
Navy Enlisted	100	±1	31	18	26	15	10	±4	2.6	±0.1	
E1 – E4	100	±1	32	18	29	12	9	±7	2.5	±0.2	
Navy Officers	99	±2	31	22	19	18	11	±5	2.6	±0.2	
Marine Corps Enlisted	100	±1	31	20	28	12	8	±2	2.5	±0.1	
E1 – E4	100	±1	29	20	30	12	8	±3	2.5	±0.1	
Marine Corps Officers	99	±1	28	20	21	19	12	±3	2.7	±0.1	
Air Force Enlisted	99	±1	44	20	19	11	6	±3	2.2	±0.1	
E1 – E4	99	±1	44	20	20	10	6	±5	2.1	±0.2	
Air Force Officers	99	±1	28	18	20	22	11	±6	2.7	±0.2	

Note. Percent responding are active duty members who answered the question.

27. During the past 12 months, did any of the following happen to you? If it did, do you believe your gender was a factor?
a. You were rated lower than you deserved on your last military evaluation.

1. Yes, and your gender was a factor 2. Yes, but your gender was NOT a factor 3. No, or does not apply

	Percent Responding		Percentages			Max ME	Experienced Behavior		
			1	2	3				
TOTAL	99	±1	1	15	84	±1	16.0	±1.0	■
Army	99	±1	1	12	87	±2	13.0	±2.0	■
Navy	99	±1	2	24	75	±3	25.0	±3.0	■
Marine Corps	100	±1	1	19	80	±2	20.0	±2.0	■
Air Force	100	±1	1	8	91	±2	9.0	±2.0	■
Enlisted	99	±1	1	15	84	±1	16.0	±1.0	■
E1 – E4	100	±1	1	13	86	±2	14.0	±2.0	■
E1 – E3	99	±1	1	13	86	±3	14.0	±3.0	■
E4	100	±1	1	13	86	±3	14.0	±3.0	■
E5 – E9	99	±1	2	17	81	±2	19.0	±2.0	■
E5 – E6	99	±1	2	19	80	±2	20.0	±2.0	■
E7 – E9	99	±1	2	12	87	±3	13.0	±3.0	■
Officers	99	±1	1	12	86	±2	14.0	±2.0	■
O1 – O3	99	±1	1	11	88	±3	12.0	±3.0	■
O4 – O6	100	±1	2	13	85	±3	15.0	±3.0	■
Deployed Past 12 Months	99	±1	2	16	82	±2	18.0	±2.0	■
Not Deployed Past 12 Months	99	±1	1	14	85	±2	15.0	±2.0	■
Non-Hispanic White	100	±1	1	13	85	±2	15.0	±2.0	■
Total Minority	99	±1	2	16	82	±2	18.0	±2.0	■
Non-Hispanic Black	99	±1	2	15	83	±3	17.0	±3.0	■
Hispanic	99	±1	1	16	83	±3	17.0	±3.0	■
Experienced USC	99	±2	10	24	65	±8	35.0	±8.0	■
Not Experienced USC	99	±1	1	14	85	±1	15.0	±1.0	■
Experienced SH	100	±1	8	25	68	±5	32.0	±5.0	■
Not Experienced SH	99	±1	1	14	85	±1	15.0	±1.0	■
FEMALES	99	±1	5	12	83	±1	17.0	±1.0	■
Army	99	±1	6	8	85	±2	15.0	±2.0	■
Navy	99	±1	5	21	74	±2	26.0	±2.0	■
Marine Corps	99	±1	7	17	76	±2	24.0	±2.0	■
Air Force	99	±1	2	9	89	±2	11.0	±2.0	■
Enlisted	99	±1	5	13	82	±1	18.0	±1.0	■
E1 – E4	99	±1	4	11	85	±2	15.0	±2.0	■
E5 – E9	99	±1	6	15	79	±2	21.0	±2.0	■
Officers	99	±1	5	10	85	±2	15.0	±2.0	■
O1 – O3	99	±1	4	9	87	±2	13.0	±2.0	■
O4 – O6	100	±1	7	10	83	±3	17.0	±3.0	■
Experienced USC	100	±1	15	17	68	±5	32.0	±5.0	■
Not Experienced USC	99	±1	4	12	84	±1	16.0	±1.0	■
Experienced SH	100	±1	12	17	71	±3	29.0	±3.0	■
Not Experienced SH	99	±1	3	11	87	±1	13.0	±1.0	■
Deployed Past 12 Months	100	±1	7	15	78	±2	22.0	±2.0	■
Not Deployed Past 12 Months	99	±1	4	12	84	±1	16.0	±1.0	■

Note. Percent responding are active duty members who answered the question.

27. During the past 12 months, did any of the following happen to you? If it did, do you believe your gender was a factor?
a. You were rated lower than you deserved on your last military evaluation.

	Percent Responding		Percentages			Max ME	Experienced Behavior		
			1	2	3				
Army Enlisted	99	±1	6	8	86	±2	14.0	±2.0	
E1 – E4	100	±1	4	5	91	±3	9.0	±3.0	
Army Officers	99	±1	8	11	82	±3	18.0	±3.0	
Navy Enlisted	99	±1	5	23	72	±3	28.0	±3.0	
E1 – E4	99	±1	4	20	76	±3	24.0	±3.0	
Navy Officers	99	±1	3	12	85	±3	15.0	±3.0	
Marine Corps Enlisted	99	±1	7	18	75	±2	25.0	±2.0	
E1 – E4	99	±1	6	21	74	±2	26.0	±2.0	
Marine Corps Officers	99	±1	11	9	81	±3	19.0	±3.0	
Air Force Enlisted	99	±1	2	9	89	±2	11.0	±2.0	
E1 – E4	99	±1	2	8	90	±3	10.0	±3.0	
Air Force Officers	99	±1	2	7	91	±3	9.0	±3.0	
MALES	99	±1	1	15	84	±1	16.0	±1.0	
Army	99	±1	1	12	87	±2	13.0	±2.0	
Navy	100	±1	1	24	75	±3	25.0	±3.0	
Marine Corps	100	±1	1	19	80	±2	20.0	±2.0	
Air Force	100	±1	0	8	92	±2	8.0	±2.0	
Enlisted	100	±1	1	15	84	±2	16.0	±2.0	
E1 – E4	100	±1	1	13	86	±2	14.0	±2.0	
E5 – E9	99	±1	1	17	82	±2	18.0	±2.0	
Officers	99	±1	1	13	87	±3	13.0	±3.0	
O1 – O3	99	±1	0	11	89	±3	11.0	±3.0	
O4 – O6	100	±1	1	14	85	±4	15.0	±4.0	
Experienced USC	98	±4	6	31	63	±15	37.0	±15.0	
Not Experienced USC	100	±1	1	15	85	±1	15.0	±1.0	
Experienced SH	100	±1	4	32	64	±8	36.0	±8.0	
Not Experienced SH	99	±1	1	14	85	±1	15.0	±1.0	
Deployed Past 12 Months	99	±1	1	16	83	±2	17.0	±2.0	
Not Deployed Past 12 Months	100	±1	1	14	85	±2	15.0	±2.0	
Army Enlisted	99	±1	1	11	88	±3	12.0	±3.0	
E1 – E4	100	±1	0	8	92	±4	8.0	±4.0	
Army Officers	99	±1	0	15	84	±5	16.0	±5.0	
Navy Enlisted	100	±1	1	26	73	±4	27.0	±4.0	
E1 – E4	100	±1	1	22	77	±6	23.0	±6.0	
Navy Officers	99	±1	1	15	83	±4	17.0	±4.0	
Marine Corps Enlisted	100	±1	1	20	79	±2	21.0	±2.0	
E1 – E4	100	±1	1	22	77	±2	23.0	±2.0	
Marine Corps Officers	99	±1	0	13	87	±3	13.0	±3.0	
Air Force Enlisted	100	±1	0	8	92	±2	8.0	±2.0	
E1 – E4	100	±1	0	8	92	±3	8.0	±3.0	
Air Force Officers	99	±1	1	7	93	±4	7.0	±4.0	

Note. Percent responding are active duty members who answered the question.

27. During the past 12 months, did any of the following happen to you? If it did, do you believe your gender was a factor?
b. Your last military evaluation contained unjustified negative comments.

1. Yes, and your gender was a factor 2. Yes, but your gender was NOT a factor 3. No, or does not apply

	Percent Responding		Percentages			Max ME	Experienced Behavior		
			1	2	3				
TOTAL	99	±1	1	5	94	±1	6.0	±1.0	█
Army	99	±1	1	6	93	±2	7.0	±2.0	█
Navy	99	±1	0	5	95	±2	5.0	±2.0	█
Marine Corps	99	±1	1	8	92	±1	8.0	±1.0	█
Air Force	99	±1	0	3	97	±1	3.0	±1.0	█
Enlisted	99	±1	1	6	93	±1	7.0	±1.0	█
E1 – E4	99	±1	1	7	93	±2	7.0	±2.0	█
E1 – E3	99	±1	0	6	93	±2	7.0	±2.0	█
E4	100	±1	1	7	92	±2	8.0	±2.0	█
E5 – E9	99	±1	1	5	94	±1	6.0	±1.0	█
E5 – E6	99	±1	1	6	94	±2	6.0	±2.0	█
E7 – E9	99	±1	1	4	95	±2	5.0	±2.0	█
Officers	99	±1	0	2	98	±1	2.0	±1.0	█
O1 – O3	99	±1	0	1	99	±1	1.0	±1.0	█
O4 – O6	99	±1	0	2	97	±2	3.0	±2.0	█
Deployed Past 12 Months	99	±1	1	6	93	±2	7.0	±2.0	█
Not Deployed Past 12 Months	99	±1	0	5	95	±1	5.0	±1.0	█
Non-Hispanic White	99	±1	0	4	95	±1	5.0	±1.0	█
Total Minority	99	±1	1	7	92	±2	8.0	±2.0	█
Non-Hispanic Black	99	±1	1	8	91	±3	9.0	±3.0	█
Hispanic	99	±1	1	5	94	±2	6.0	±2.0	█
Experienced USC	99	±2	7	12	81	±7	19.0	±7.0	█
Not Experienced USC	99	±1	0	5	95	±1	5.0	±1.0	█
Experienced SH	100	±1	3	12	84	±4	16.0	±4.0	█
Not Experienced SH	99	±1	0	5	95	±1	5.0	±1.0	█
FEMALES	99	±1	2	4	94	±1	6.0	±1.0	█
Army	99	±1	3	5	92	±2	8.0	±2.0	█
Navy	99	±1	1	3	95	±1	5.0	±1.0	█
Marine Corps	99	±1	3	8	89	±1	11.0	±1.0	█
Air Force	99	±1	2	3	95	±2	5.0	±2.0	█
Enlisted	99	±1	2	5	93	±1	7.0	±1.0	█
E1 – E4	99	±1	2	5	93	±2	7.0	±2.0	█
E5 – E9	99	±1	3	4	93	±2	7.0	±2.0	█
Officers	99	±1	2	2	97	±1	3.0	±1.0	█
O1 – O3	99	±1	1	2	97	±2	3.0	±2.0	█
O4 – O6	99	±1	2	1	97	±2	3.0	±2.0	█
Experienced USC	100	±1	9	8	83	±5	17.0	±5.0	█
Not Experienced USC	99	±1	2	4	95	±1	5.0	±1.0	█
Experienced SH	99	±1	6	7	87	±2	13.0	±2.0	█
Not Experienced SH	99	±1	1	3	96	±1	4.0	±1.0	█
Deployed Past 12 Months	99	±1	3	5	92	±2	8.0	±2.0	█
Not Deployed Past 12 Months	99	±1	2	4	95	±1	5.0	±1.0	█

Note. Percent responding are active duty members who answered the question.

27. During the past 12 months, did any of the following happen to you? If it did, do you believe your gender was a factor?
b. Your last military evaluation contained unjustified negative comments.

	Percent Responding		Percentages			Max ME	Experienced Behavior		
			1	2	3				
Army Enlisted	99	±1	3	5	91	±2	9.0	±2.0	
E1 – E4	99	±1	3	5	92	±3	8.0	±3.0	
Army Officers	99	±1	2	2	96	±2	4.0	±2.0	
Navy Enlisted	99	±1	1	4	95	±2	5.0	±2.0	
E1 – E4	99	±1	1	3	95	±2	5.0	±2.0	
Navy Officers	99	±1	1	1	98	±2	2.0	±2.0	
Marine Corps Enlisted	99	±1	3	9	88	±2	12.0	±2.0	
E1 – E4	99	±1	3	10	87	±2	13.0	±2.0	
Marine Corps Officers	99	±1	3	2	94	±2	6.0	±2.0	
Air Force Enlisted	99	±1	2	3	95	±2	5.0	±2.0	
E1 – E4	99	±1	1	3	96	±4	4.0	±3.0	
Air Force Officers	99	±1	1	2	97	±2	3.0	±2.0	
MALES	99	±1	0	5	94	±1	6.0	±1.0	
Army	99	±1	0	6	94	±2	6.0	±2.0	
Navy	99	±1	0	5	95	±2	5.0	±2.0	
Marine Corps	99	±1	0	8	92	±1	8.0	±1.0	
Air Force	99	±1	0	3	97	±1	3.0	±1.0	
Enlisted	99	±1	0	6	94	±1	6.0	±1.0	
E1 – E4	100	±1	0	7	93	±2	7.0	±2.0	
E5 – E9	99	±1	0	5	94	±2	6.0	±2.0	
Officers	99	±1	0	1	98	±1	2.0	±1.0	
O1 – O3	99	±1	0	1	99	±1	1.0	±1.0	
O4 – O6	99	±1	0	2	98	±2	2.0	±2.0	
Experienced USC	98	±4	6	15	79	±13	21.0	±13.0	
Not Experienced USC	99	±1	0	5	95	±1	5.0	±1.0	
Experienced SH	100	±1	1	17	82	±8	18.0	±8.0	
Not Experienced SH	99	±1	0	5	95	±1	5.0	±1.0	
Deployed Past 12 Months	99	±1	0	6	94	±2	6.0	±2.0	
Not Deployed Past 12 Months	99	±1	0	5	95	±1	5.0	±1.0	
Army Enlisted	99	±1	0	7	92	±2	8.0	±2.0	
E1 – E4	100	±1	0	8	92	±4	8.0	±4.0	
Army Officers	99	±2	0	2	98	±2	2.0	±2.0	
Navy Enlisted	99	±1	0	6	94	±2	6.0	±2.0	
E1 – E4	100	±1	0	6	94	±4	6.0	±4.0	
Navy Officers	99	±1	0	2	98	±2	2.0	±2.0	
Marine Corps Enlisted	99	±1	1	8	91	±1	9.0	±1.0	
E1 – E4	99	±1	1	10	90	±2	10.0	±2.0	
Marine Corps Officers	99	±1	0	2	97	±2	3.0	±2.0	
Air Force Enlisted	100	±1	0	3	97	±2	3.0	±2.0	
E1 – E4	99	±1	0	3	97	±2	3.0	±2.0	
Air Force Officers	99	±2	0	1	99	±2	1.0	±2.0	

Note. Percent responding are active duty members who answered the question.

27. During the past 12 months, did any of the following happen to you? If it did, do you believe your gender was a factor?
c. You were held to a higher performance standard than others in your military job.

1. Yes, and your gender was a factor 2. Yes, but your gender was NOT a factor 3. No, or does not apply

	Percent Responding		Percentages			Max ME	Experienced Behavior		
			1	2	3				
TOTAL	99	±1	2	22	76	±2	24.0	±2.0	■
Army	99	±1	3	23	74	±3	26.0	±3.0	■
Navy	99	±1	2	24	74	±3	26.0	±3.0	■
Marine Corps	99	±1	2	25	73	±2	27.0	±2.0	■
Air Force	99	±1	1	16	83	±2	17.0	±2.0	■
Enlisted	99	±1	2	24	74	±2	26.0	±2.0	■
E1 – E4	99	±1	2	24	74	±2	26.0	±2.0	■
E1 – E3	99	±1	1	21	77	±3	23.0	±3.0	■
E4	99	±1	3	27	69	±3	31.0	±3.0	■
E5 – E9	99	±1	2	24	74	±2	26.0	±2.0	■
E5 – E6	99	±1	2	25	73	±2	27.0	±2.0	■
E7 – E9	99	±1	1	20	79	±3	21.0	±3.0	■
Officers	99	±1	2	12	86	±2	14.0	±2.0	■
O1 – O3	99	±1	2	13	85	±3	15.0	±3.0	■
O4 – O6	99	±1	2	10	88	±3	12.0	±3.0	■
Deployed Past 12 Months	99	±1	2	26	72	±3	28.0	±3.0	■
Not Deployed Past 12 Months	99	±1	2	20	78	±2	22.0	±2.0	■
Non-Hispanic White	99	±1	2	21	77	±2	23.0	±2.0	■
Total Minority	99	±1	2	24	74	±2	26.0	±2.0	■
Non-Hispanic Black	99	±1	2	22	76	±3	24.0	±3.0	■
Hispanic	99	±1	2	24	74	±3	26.0	±3.0	■
Experienced USC	99	±2	12	30	58	±9	42.0	±9.0	■
Not Experienced USC	99	±1	2	22	76	±2	24.0	±2.0	■
Experienced SH	100	±1	10	33	56	±5	44.0	±5.0	■
Not Experienced SH	99	±1	1	21	77	±2	23.0	±2.0	■
FEMALES	99	±1	5	21	73	±1	27.0	±1.0	■
Army	99	±1	7	22	71	±2	29.0	±2.0	■
Navy	99	±1	5	23	72	±2	28.0	±2.0	■
Marine Corps	99	±1	6	24	70	±2	30.0	±2.0	■
Air Force	99	±1	3	18	79	±2	21.0	±2.0	■
Enlisted	99	±1	5	23	72	±2	28.0	±2.0	■
E1 – E4	99	±1	5	23	72	±2	28.0	±2.0	■
E5 – E9	99	±1	6	23	71	±2	29.0	±2.0	■
Officers	99	±1	6	12	82	±2	18.0	±2.0	■
O1 – O3	99	±1	5	14	81	±3	19.0	±3.0	■
O4 – O6	100	±1	7	9	83	±3	17.0	±3.0	■
Experienced USC	99	±1	17	26	58	±6	42.0	±6.0	■
Not Experienced USC	99	±1	5	21	74	±2	26.0	±2.0	■
Experienced SH	99	±1	13	28	58	±3	42.0	±3.0	■
Not Experienced SH	99	±1	3	19	78	±2	22.0	±2.0	■
Deployed Past 12 Months	99	±1	8	24	67	±3	33.0	±3.0	■
Not Deployed Past 12 Months	99	±1	5	20	75	±2	25.0	±2.0	■

Note. Percent responding are active duty members who answered the question.

27. During the past 12 months, did any of the following happen to you? If it did, do you believe your gender was a factor?
c. You were held to a higher performance standard than others in your military job.

	Percent Responding		Percentages			Max ME	Experienced Behavior		
			1	2	3				
Army Enlisted	99	±1	7	24	69	±3	31.0	±3.0	
E1 – E4	99	±1	6	23	71	±4	29.0	±4.0	
Army Officers	99	±1	9	14	77	±4	23.0	±4.0	
Navy Enlisted	99	±1	5	26	69	±3	31.0	±3.0	
E1 – E4	99	±1	4	26	69	±4	31.0	±4.0	
Navy Officers	99	±1	4	12	84	±3	16.0	±3.0	
Marine Corps Enlisted	99	±1	5	26	69	±2	31.0	±2.0	
E1 – E4	99	±1	5	28	67	±3	33.0	±3.0	
Marine Corps Officers	99	±1	10	11	79	±4	21.0	±4.0	
Air Force Enlisted	99	±1	3	19	77	±2	23.0	±2.0	
E1 – E4	99	±1	4	20	77	±3	23.0	±3.0	
Air Force Officers	99	±1	4	10	86	±3	14.0	±3.0	
MALES	99	±1	1	22	76	±2	24.0	±2.0	
Army	99	±1	2	24	74	±3	26.0	±3.0	
Navy	99	±1	1	24	74	±3	26.0	±3.0	
Marine Corps	99	±1	1	25	73	±2	27.0	±2.0	
Air Force	100	±1	1	15	84	±2	16.0	±2.0	
Enlisted	99	±1	2	24	74	±2	26.0	±2.0	
E1 – E4	99	±1	2	24	74	±3	26.0	±3.0	
E5 – E9	99	±1	1	24	74	±2	26.0	±2.0	
Officers	99	±1	1	12	87	±3	13.0	±3.0	
O1 – O3	99	±1	1	13	86	±3	14.0	±3.0	
O4 – O6	99	±1	1	10	89	±3	11.0	±3.0	
Experienced USC	98	±4	8	34	58	±15	42.0	±15.0	
Not Experienced USC	99	±1	1	22	77	±2	23.0	±2.0	
Experienced SH	100	±0	7	38	55	±9	45.0	±9.0	
Not Experienced SH	99	±1	1	21	77	±2	23.0	±2.0	
Deployed Past 12 Months	99	±1	2	26	73	±3	27.0	±3.0	
Not Deployed Past 12 Months	99	±1	1	20	78	±2	22.0	±2.0	
Army Enlisted	99	±1	2	26	72	±3	28.0	±3.0	
E1 – E4	99	±1	2	24	74	±5	26.0	±5.0	
Army Officers	99	±2	1	15	83	±5	17.0	±5.0	
Navy Enlisted	99	±1	1	27	72	±4	28.0	±4.0	
E1 – E4	100	±1	2	27	71	±7	29.0	±7.0	
Navy Officers	99	±1	2	12	86	±4	14.0	±4.0	
Marine Corps Enlisted	99	±1	2	27	72	±2	28.0	±2.0	
E1 – E4	99	±1	2	27	71	±2	29.0	±2.0	
Marine Corps Officers	99	±1	1	13	86	±3	14.0	±3.0	
Air Force Enlisted	100	±1	1	18	81	±3	19.0	±3.0	
E1 – E4	100	±1	1	18	81	±5	19.0	±5.0	
Air Force Officers	99	±1	0	6	94	±4	6.0	±4.0	

Note. Percent responding are active duty members who answered the question.

27. During the past 12 months, did any of the following happen to you? If it did, do you believe your gender was a factor?
d. You did not get a military award or decoration given to others in similar circumstances.

1. Yes, and your gender was a factor 2. Yes, but your gender was NOT a factor 3. No, or does not apply

	Percent Responding		Percentages			Max ME	Experienced Behavior		
			1	2	3				
TOTAL	99	±1	2	16	83	±1	17.0	±1.0	■
Army	99	±1	2	19	79	±3	21.0	±3.0	■
Navy	99	±1	2	16	82	±3	18.0	±3.0	■
Marine Corps	99	±1	1	16	82	±1	18.0	±1.0	■
Air Force	99	±1	1	10	89	±2	11.0	±2.0	■
Enlisted	99	±1	2	17	81	±2	19.0	±2.0	■
E1 – E4	99	±1	2	17	81	±2	19.0	±2.0	■
E1 – E3	99	±1	2	13	85	±3	15.0	±3.0	■
E4	99	±1	2	22	76	±3	24.0	±3.0	■
E5 – E9	99	±1	1	17	82	±2	18.0	±2.0	■
E5 – E6	99	±1	2	18	80	±2	20.0	±2.0	■
E7 – E9	99	±1	1	12	87	±3	13.0	±3.0	■
Officers	99	±1	1	9	90	±2	10.0	±2.0	■
O1 – O3	99	±1	1	10	89	±3	11.0	±3.0	■
O4 – O6	99	±1	1	5	94	±2	6.0	±2.0	■
Deployed Past 12 Months	99	±1	2	22	76	±3	24.0	±3.0	■
Not Deployed Past 12 Months	99	±1	1	13	86	±2	14.0	±2.0	■
Non-Hispanic White	99	±1	2	15	83	±2	17.0	±2.0	■
Total Minority	99	±1	2	16	82	±2	18.0	±2.0	■
Non-Hispanic Black	99	±1	2	15	83	±3	17.0	±3.0	■
Hispanic	99	±1	1	15	84	±3	16.0	±3.0	■
Experienced USC	98	±3	11	23	66	±9	34.0	±9.0	■
Not Experienced USC	99	±1	1	16	83	±1	17.0	±1.0	■
Experienced SH	99	±2	8	26	66	±5	34.0	±5.0	■
Not Experienced SH	99	±1	1	15	84	±2	16.0	±2.0	■
FEMALES	99	±1	4	13	83	±1	17.0	±1.0	■
Army	99	±1	5	15	80	±2	20.0	±2.0	■
Navy	99	±1	3	14	83	±2	17.0	±2.0	■
Marine Corps	99	±1	4	13	83	±2	17.0	±2.0	■
Air Force	99	±1	2	11	87	±2	13.0	±2.0	■
Enlisted	99	±1	4	14	82	±2	18.0	±2.0	■
E1 – E4	99	±1	4	15	82	±2	18.0	±2.0	■
E5 – E9	99	±1	4	13	83	±2	17.0	±2.0	■
Officers	99	±1	3	9	88	±2	12.0	±2.0	■
O1 – O3	99	±1	3	9	88	±2	12.0	±2.0	■
O4 – O6	100	±1	3	7	90	±3	10.0	±3.0	■
Experienced USC	100	±1	13	18	69	±5	31.0	±5.0	■
Not Experienced USC	99	±1	3	13	84	±1	16.0	±1.0	■
Experienced SH	99	±1	10	19	71	±3	29.0	±3.0	■
Not Experienced SH	99	±1	2	11	87	±1	13.0	±1.0	■
Deployed Past 12 Months	99	±1	5	17	78	±2	22.0	±2.0	■
Not Deployed Past 12 Months	99	±1	3	12	85	±1	15.0	±1.0	■

Note. Percent responding are active duty members who answered the question.

27. During the past 12 months, did any of the following happen to you? If it did, do you believe your gender was a factor?
d. You did not get a military award or decoration given to others in similar circumstances.

	Percent Responding		Percentages			Max ME	Experienced Behavior		
			1	2	3				
Army Enlisted	99	±1	5	16	79	±3	21.0	±3.0	■
E1 – E4	99	±1	4	18	78	±3	22.0	±3.0	■
Army Officers	99	±1	4	9	86	±3	14.0	±3.0	■
Navy Enlisted	99	±1	3	15	82	±2	18.0	±2.0	■
E1 – E4	99	±1	3	15	81	±3	19.0	±3.0	■
Navy Officers	99	±1	3	8	90	±3	10.0	±3.0	■
Marine Corps Enlisted	99	±1	4	14	82	±2	18.0	±2.0	■
E1 – E4	99	±1	3	13	84	±2	16.0	±2.0	■
Marine Corps Officers	99	±1	5	9	85	±4	15.0	±4.0	■
Air Force Enlisted	99	±1	3	11	86	±2	14.0	±2.0	■
E1 – E4	99	±1	3	10	87	±3	13.0	±3.0	■
Air Force Officers	100	±1	2	8	90	±3	10.0	±3.0	■
MALES	99	±1	1	16	83	±2	17.0	±2.0	■
Army	99	±1	1	20	79	±3	21.0	±3.0	■
Navy	99	±1	2	16	82	±3	18.0	±3.0	■
Marine Corps	99	±1	1	17	82	±2	18.0	±2.0	■
Air Force	99	±1	1	10	90	±2	10.0	±2.0	■
Enlisted	99	±1	1	18	81	±2	19.0	±2.0	■
E1 – E4	99	±1	2	18	81	±3	19.0	±3.0	■
E5 – E9	99	±1	1	17	82	±2	18.0	±2.0	■
Officers	99	±1	0	9	90	±2	10.0	±2.0	■
O1 – O3	99	±1	0	10	89	±3	11.0	±3.0	■
O4 – O6	99	±1	0	5	94	±3	6.0	±3.0	■
Experienced USC	96	±5	9	28	63	±15	37.0	±15.0	■
Not Experienced USC	99	±1	1	16	83	±2	17.0	±2.0	■
Experienced SH	98	±3	5	33	62	±9	38.0	±9.0	■
Not Experienced SH	99	±1	1	15	84	±2	16.0	±2.0	■
Deployed Past 12 Months	99	±1	2	23	76	±3	24.0	±3.0	■
Not Deployed Past 12 Months	99	±1	1	13	86	±2	14.0	±2.0	■
Army Enlisted	99	±1	1	21	78	±3	22.0	±3.0	■
E1 – E4	99	±2	2	22	77	±5	23.0	±5.0	■
Army Officers	99	±2	0	13	87	±5	13.0	±5.0	■
Navy Enlisted	99	±1	2	18	80	±4	20.0	±4.0	■
E1 – E4	99	±1	2	20	78	±6	22.0	±6.0	■
Navy Officers	99	±1	1	7	92	±3	8.0	±3.0	■
Marine Corps Enlisted	99	±1	1	17	81	±2	19.0	±2.0	■
E1 – E4	99	±1	1	16	82	±2	18.0	±2.0	■
Marine Corps Officers	99	±1	0	11	89	±2	11.0	±2.0	■
Air Force Enlisted	99	±1	1	11	88	±2	12.0	±2.0	■
E1 – E4	100	±1	1	9	90	±3	10.0	±3.0	■
Air Force Officers	99	±1	0	5	95	±4	5.0	±4.0	■

Note. Percent responding are active duty members who answered the question.

27. During the past 12 months, did any of the following happen to you? If it did, do you believe your gender was a factor?
e. Your current military assignment has not made use of your job skills.

1. Yes, and your gender was a factor 2. Yes, but your gender was NOT a factor 3. No, or does not apply

	Percent Responding		Percentages			Max ME	Experienced Behavior		
			1	2	3				
TOTAL	99	±1	1	20	79	±2	21.0	±2.0	■
Army	99	±1	1	24	75	±3	25.0	±3.0	■
Navy	99	±1	1	20	79	±3	21.0	±3.0	■
Marine Corps	99	±1	1	18	81	±2	19.0	±2.0	■
Air Force	99	±1	1	14	85	±2	15.0	±2.0	■
Enlisted	99	±1	1	21	78	±2	22.0	±2.0	■
E1 – E4	99	±1	1	22	77	±2	23.0	±2.0	■
E1 – E3	99	±1	1	18	81	±3	19.0	±3.0	■
E4	100	±1	1	27	72	±3	28.0	±3.0	■
E5 – E9	99	±1	1	20	79	±2	21.0	±2.0	■
E5 – E6	99	±1	1	21	78	±2	22.0	±2.0	■
E7 – E9	99	±1	1	15	84	±3	16.0	±3.0	■
Officers	99	±1	1	13	86	±2	14.0	±2.0	■
O1 – O3	98	±1	1	14	85	±3	15.0	±3.0	■
O4 – O6	99	±1	1	11	88	±3	12.0	±3.0	■
Deployed Past 12 Months	99	±1	1	22	77	±3	23.0	±3.0	■
Not Deployed Past 12 Months	99	±1	1	19	80	±2	20.0	±2.0	■
Non-Hispanic White	99	±1	1	20	79	±2	21.0	±2.0	■
Total Minority	99	±1	1	19	80	±2	20.0	±2.0	■
Non-Hispanic Black	99	±1	1	17	82	±3	18.0	±3.0	■
Hispanic	99	±1	1	18	81	±3	19.0	±3.0	■
Experienced USC	98	±2	9	34	58	±9	42.0	±9.0	■
Not Experienced USC	99	±1	1	19	80	±2	20.0	±2.0	■
Experienced SH	100	±1	5	34	61	±5	39.0	±5.0	■
Not Experienced SH	99	±1	1	19	81	±2	19.0	±2.0	■
FEMALES	99	±1	3	19	78	±1	22.0	±1.0	■
Army	99	±1	4	21	75	±2	25.0	±2.0	■
Navy	99	±1	3	22	76	±2	24.0	±2.0	■
Marine Corps	99	±1	3	16	80	±2	20.0	±2.0	■
Air Force	99	±1	2	15	84	±2	16.0	±2.0	■
Enlisted	99	±1	3	20	77	±2	23.0	±2.0	■
E1 – E4	99	±1	3	21	76	±2	24.0	±2.0	■
E5 – E9	99	±1	3	19	78	±2	22.0	±2.0	■
Officers	99	±1	2	14	84	±2	16.0	±2.0	■
O1 – O3	98	±1	1	15	83	±2	17.0	±2.0	■
O4 – O6	99	±1	3	11	86	±3	14.0	±3.0	■
Experienced USC	99	±1	9	27	63	±5	37.0	±5.0	■
Not Experienced USC	99	±1	3	18	79	±1	21.0	±1.0	■
Experienced SH	99	±1	8	26	66	±3	34.0	±3.0	■
Not Experienced SH	99	±1	2	17	82	±2	18.0	±2.0	■
Deployed Past 12 Months	99	±1	4	19	77	±3	23.0	±3.0	■
Not Deployed Past 12 Months	99	±1	3	19	79	±2	21.0	±2.0	■

Note. Percent responding are active duty members who answered the question.

27. During the past 12 months, did any of the following happen to you? If it did, do you believe your gender was a factor?
e. Your current military assignment has not made use of your job skills.

	Percent Responding		Percentages			Max ME	Experienced Behavior		
			1	2	3				
Army Enlisted	99	±1	5	22	73	±3	27.0	±3.0	
E1 – E4	99	±1	4	25	71	±4	29.0	±4.0	
Army Officers	99	±1	3	15	82	±3	18.0	±3.0	
Navy Enlisted	99	±1	3	23	74	±3	26.0	±3.0	
E1 – E4	99	±1	3	24	73	±4	27.0	±4.0	
Navy Officers	99	±1	2	14	84	±3	16.0	±3.0	
Marine Corps Enlisted	99	±1	3	16	81	±2	19.0	±2.0	
E1 – E4	99	±1	3	16	80	±2	20.0	±2.0	
Marine Corps Officers	99	±1	4	18	78	±4	22.0	±4.0	
Air Force Enlisted	99	±1	2	15	83	±2	17.0	±2.0	
E1 – E4	99	±1	1	13	86	±3	14.0	±3.0	
Air Force Officers	99	±1	1	13	86	±3	14.0	±3.0	
MALES	99	±1	1	20	80	±2	20.0	±2.0	
Army	99	±1	1	24	76	±3	24.0	±3.0	
Navy	99	±1	1	19	80	±3	20.0	±3.0	
Marine Corps	99	±1	0	18	81	±2	19.0	±2.0	
Air Force	99	±1	0	14	86	±2	14.0	±2.0	
Enlisted	99	±1	1	21	78	±2	22.0	±2.0	
E1 – E4	99	±1	1	23	77	±3	23.0	±3.0	
E5 – E9	99	±1	1	20	80	±2	20.0	±2.0	
Officers	99	±1	1	13	86	±2	14.0	±2.0	
O1 – O3	98	±2	1	14	85	±3	15.0	±3.0	
O4 – O6	99	±1	1	11	88	±3	12.0	±3.0	
Experienced USC	98	±4	8	39	53	±15	47.0	±15.0	
Not Experienced USC	99	±1	1	20	80	±2	20.0	±2.0	
Experienced SH	100	±1	3	41	56	±9	44.0	±9.0	
Not Experienced SH	99	±1	0	19	81	±2	19.0	±2.0	
Deployed Past 12 Months	99	±1	1	22	77	±3	23.0	±3.0	
Not Deployed Past 12 Months	99	±1	1	19	81	±2	19.0	±2.0	
Army Enlisted	100	±1	0	27	73	±3	27.0	±3.0	
E1 – E4	100	±1	0	29	71	±5	29.0	±5.0	
Army Officers	99	±2	1	12	87	±4	13.0	±4.0	
Navy Enlisted	99	±1	1	20	79	±4	21.0	±4.0	
E1 – E4	99	±1	2	21	78	±6	22.0	±6.0	
Navy Officers	99	±2	1	15	84	±4	16.0	±4.0	
Marine Corps Enlisted	99	±1	0	19	81	±2	19.0	±2.0	
E1 – E4	99	±1	0	19	80	±2	20.0	±2.0	
Marine Corps Officers	98	±1	0	14	86	±3	14.0	±3.0	
Air Force Enlisted	99	±1	0	14	85	±3	15.0	±3.0	
E1 – E4	99	±1	0	14	86	±4	14.0	±4.0	
Air Force Officers	99	±2	0	13	87	±5	13.0	±5.0	

Note. Percent responding are active duty members who answered the question.

**27. During the past 12 months, did any of the following happen to you? If it did, do you believe your gender was a factor?
f. Your current assignment is not good for your career if you continue in the military.**

1. Yes, and your gender was a factor 2. Yes, but your gender was NOT a factor 3. No, or does not apply

	Percent Responding		Percentages			Max ME	Experienced Behavior		
			1	2	3				
TOTAL	98	±1	1	18	81	±2	19.0	±2.0	■
Army	98	±1	1	21	78	±3	22.0	±3.0	■
Navy	99	±1	1	20	79	±3	21.0	±3.0	■
Marine Corps	98	±1	1	16	84	±2	16.0	±2.0	■
Air Force	99	±1	0	13	87	±2	13.0	±2.0	■
Enlisted	99	±1	1	20	79	±2	21.0	±2.0	■
E1 – E4	98	±1	1	21	78	±2	22.0	±2.0	■
E1 – E3	98	±1	1	16	83	±3	17.0	±3.0	■
E4	99	±1	1	26	74	±3	26.0	±3.0	■
E5 – E9	99	±1	1	19	80	±2	20.0	±2.0	■
E5 – E6	99	±1	1	21	78	±2	22.0	±2.0	■
E7 – E9	98	±1	1	15	84	±3	16.0	±3.0	■
Officers	98	±1	1	9	90	±2	10.0	±2.0	■
O1 – O3	98	±1	1	8	91	±2	9.0	±2.0	■
O4 – O6	98	±1	1	11	88	±3	12.0	±3.0	■
Deployed Past 12 Months	98	±1	1	19	80	±3	20.0	±3.0	■
Not Deployed Past 12 Months	99	±1	1	18	82	±2	18.0	±2.0	■
Non-Hispanic White	99	±1	1	17	82	±2	18.0	±2.0	■
Total Minority	98	±1	1	19	79	±2	21.0	±2.0	■
Non-Hispanic Black	98	±2	2	19	80	±3	20.0	±3.0	■
Hispanic	98	±1	1	19	79	±3	21.0	±3.0	■
Experienced USC	95	±4	8	34	58	±9	42.0	±9.0	■
Not Experienced USC	99	±1	1	18	81	±2	19.0	±2.0	■
Experienced SH	98	±2	5	29	66	±5	34.0	±5.0	■
Not Experienced SH	99	±1	1	17	82	±2	18.0	±2.0	■
FEMALES	98	±1	3	18	79	±1	21.0	±1.0	■
Army	98	±1	4	19	77	±2	23.0	±2.0	■
Navy	98	±1	3	20	77	±2	23.0	±2.0	■
Marine Corps	98	±1	3	15	82	±2	18.0	±2.0	■
Air Force	99	±1	1	15	84	±2	16.0	±2.0	■
Enlisted	98	±1	3	19	78	±2	22.0	±2.0	■
E1 – E4	98	±1	3	19	78	±2	22.0	±2.0	■
E5 – E9	99	±1	3	19	77	±2	23.0	±2.0	■
Officers	99	±1	2	11	87	±2	13.0	±2.0	■
O1 – O3	99	±1	1	11	88	±2	12.0	±2.0	■
O4 – O6	99	±1	2	10	88	±3	12.0	±3.0	■
Experienced USC	98	±2	8	26	66	±5	34.0	±5.0	■
Not Experienced USC	98	±1	3	17	80	±1	20.0	±1.0	■
Experienced SH	98	±1	7	25	68	±3	32.0	±3.0	■
Not Experienced SH	98	±1	2	16	83	±1	17.0	±1.0	■
Deployed Past 12 Months	98	±1	4	21	75	±3	25.0	±3.0	■
Not Deployed Past 12 Months	98	±1	2	17	81	±2	19.0	±2.0	■

Note. Percent responding are active duty members who answered the question.

27. During the past 12 months, did any of the following happen to you? If it did, do you believe your gender was a factor?
 f. Your current assignment is not good for your career if you continue in the military.

	Percent Responding		Percentages			Max ME	Experienced Behavior		
			1	2	3				
Army Enlisted	98	±1	5	21	74	±3	26.0	±3.0	
E1 – E4	98	±1	4	22	74	±4	26.0	±4.0	
Army Officers	99	±1	3	12	85	±3	15.0	±3.0	
Navy Enlisted	98	±1	3	22	75	±3	25.0	±3.0	
E1 – E4	98	±1	2	21	76	±3	24.0	±3.0	
Navy Officers	98	±1	2	11	87	±3	13.0	±3.0	
Marine Corps Enlisted	98	±1	3	15	82	±2	18.0	±2.0	
E1 – E4	98	±1	3	15	82	±2	18.0	±2.0	
Marine Corps Officers	99	±1	4	11	85	±4	15.0	±4.0	
Air Force Enlisted	99	±1	1	16	82	±2	18.0	±2.0	
E1 – E4	99	±1	1	15	84	±3	16.0	±3.0	
Air Force Officers	99	±1	1	9	90	±3	10.0	±3.0	
MALES	98	±1	1	18	81	±2	19.0	±2.0	
Army	98	±1	1	21	78	±3	22.0	±3.0	
Navy	99	±1	1	20	79	±3	21.0	±3.0	
Marine Corps	98	±1	0	16	84	±2	16.0	±2.0	
Air Force	98	±1	0	13	87	±2	13.0	±2.0	
Enlisted	99	±1	1	20	79	±2	21.0	±2.0	
E1 – E4	98	±1	1	21	78	±3	22.0	±3.0	
E5 – E9	99	±1	1	19	80	±2	20.0	±2.0	
Officers	98	±1	1	9	90	±2	10.0	±2.0	
O1 – O3	98	±2	1	8	92	±3	8.0	±3.0	
O4 – O6	98	±2	1	11	88	±3	12.0	±3.0	
Experienced USC	93	±7	8	42	50	±16	50.0	±15.0	
Not Experienced USC	99	±1	0	18	82	±2	18.0	±2.0	
Experienced SH	97	±3	3	32	65	±9	35.0	±9.0	
Not Experienced SH	99	±1	0	18	82	±2	18.0	±2.0	
Deployed Past 12 Months	98	±1	1	19	80	±3	20.0	±3.0	
Not Deployed Past 12 Months	99	±1	0	18	82	±2	18.0	±2.0	
Army Enlisted	98	±1	1	24	75	±3	25.0	±3.0	
E1 – E4	99	±2	1	27	73	±5	27.0	±5.0	
Army Officers	98	±2	1	7	93	±4	7.0	±4.0	
Navy Enlisted	99	±1	1	21	78	±4	22.0	±4.0	
E1 – E4	99	±2	1	20	79	±6	21.0	±6.0	
Navy Officers	99	±2	1	13	86	±4	14.0	±4.0	
Marine Corps Enlisted	98	±1	1	17	83	±2	17.0	±2.0	
E1 – E4	98	±1	1	18	82	±2	18.0	±2.0	
Marine Corps Officers	99	±1	0	10	89	±2	11.0	±2.0	
Air Force Enlisted	99	±1	0	13	86	±2	14.0	±2.0	
E1 – E4	98	±2	0	13	87	±4	13.0	±4.0	
Air Force Officers	98	±2	1	9	91	±4	9.0	±4.0	

Note. Percent responding are active duty members who answered the question.

27. During the past 12 months, did any of the following happen to you? If it did, do you believe your gender was a factor?

g. You did not receive day-to-day, short-term tasks in your military job that would have helped you prepare for advancement.

1. Yes, and your gender was a factor 2. Yes, but your gender was NOT a factor 3. No, or does not apply

	Percent Responding		Percentages			Max ME	Experienced Behavior		
			1	2	3				
TOTAL	99	±1	1	15	84	±1	16.0	±1.0	■
Army	99	±1	1	19	80	±2	20.0	±2.0	■
Navy	99	±1	1	14	85	±3	15.0	±3.0	■
Marine Corps	99	±1	1	12	87	±1	13.0	±1.0	■
Air Force	99	±1	1	9	90	±2	10.0	±2.0	■
Enlisted	99	±1	1	16	83	±2	17.0	±2.0	■
E1 – E4	99	±1	1	17	82	±2	18.0	±2.0	■
E1 – E3	99	±1	0	14	85	±3	15.0	±3.0	■
E4	100	±1	1	20	79	±3	21.0	±3.0	■
E5 – E9	99	±1	1	14	85	±2	15.0	±2.0	■
E5 – E6	99	±1	1	16	83	±2	17.0	±2.0	■
E7 – E9	98	±1	1	9	90	±3	10.0	±3.0	■
Officers	99	±1	1	9	90	±2	10.0	±2.0	■
O1 – O3	99	±1	1	9	90	±3	10.0	±3.0	■
O4 – O6	99	±1	1	8	92	±3	8.0	±3.0	■
Deployed Past 12 Months	99	±1	1	17	82	±2	18.0	±2.0	■
Not Deployed Past 12 Months	99	±1	1	14	85	±2	15.0	±2.0	■
Non-Hispanic White	99	±1	1	14	85	±2	15.0	±2.0	■
Total Minority	99	±1	1	16	83	±2	17.0	±2.0	■
Non-Hispanic Black	99	±1	1	15	84	±3	16.0	±3.0	■
Hispanic	99	±1	1	17	83	±3	17.0	±3.0	■
Experienced USC	97	±4	9	29	63	±9	37.0	±9.0	■
Not Experienced USC	99	±1	1	14	85	±1	15.0	±1.0	■
Experienced SH	99	±2	6	33	60	±5	40.0	±5.0	■
Not Experienced SH	99	±1	0	13	86	±1	14.0	±1.0	■
FEMALES	99	±1	3	15	82	±1	18.0	±1.0	■
Army	99	±1	5	19	76	±2	24.0	±2.0	■
Navy	99	±1	2	17	81	±2	19.0	±2.0	■
Marine Corps	99	±1	3	13	84	±2	16.0	±2.0	■
Air Force	99	±1	2	11	87	±2	13.0	±2.0	■
Enlisted	99	±1	3	17	80	±2	20.0	±2.0	■
E1 – E4	99	±1	3	18	79	±2	21.0	±2.0	■
E5 – E9	99	±1	4	15	81	±2	19.0	±2.0	■
Officers	99	±1	3	10	87	±2	13.0	±2.0	■
O1 – O3	99	±1	2	11	87	±2	13.0	±2.0	■
O4 – O6	99	±1	3	7	89	±3	11.0	±3.0	■
Experienced USC	100	±1	9	26	65	±5	35.0	±5.0	■
Not Experienced USC	99	±1	3	15	83	±1	17.0	±1.0	■
Experienced SH	99	±1	8	26	66	±3	34.0	±3.0	■
Not Experienced SH	99	±1	1	12	86	±1	14.0	±1.0	■
Deployed Past 12 Months	99	±1	4	17	79	±2	21.0	±2.0	■
Not Deployed Past 12 Months	99	±1	3	15	82	±2	18.0	±2.0	■

Note. Percent responding are active duty members who answered the question.

27. During the past 12 months, did any of the following happen to you? If it did, do you believe your gender was a factor?
 g. You did not receive day-to-day, short-term tasks in your military job that would have helped you prepare for advancement.

	Percent Responding		Percentages			Max ME	Experienced Behavior		
			1	2	3				
Army Enlisted	99	±1	5	21	74	±3	26.0	±3.0	
E1 – E4	99	±1	4	21	74	±4	26.0	±4.0	
Army Officers	99	±1	4	13	83	±3	17.0	±3.0	
Navy Enlisted	99	±1	2	19	79	±3	21.0	±3.0	
E1 – E4	99	±1	2	21	77	±3	23.0	±3.0	
Navy Officers	99	±1	2	7	91	±3	9.0	±3.0	
Marine Corps Enlisted	99	±1	3	13	84	±2	16.0	±2.0	
E1 – E4	99	±1	3	14	83	±2	17.0	±2.0	
Marine Corps Officers	100	±1	4	9	86	±4	14.0	±4.0	
Air Force Enlisted	99	±1	2	11	87	±2	13.0	±2.0	
E1 – E4	99	±1	1	10	89	±3	11.0	±3.0	
Air Force Officers	99	±1	1	8	90	±3	10.0	±3.0	
MALES	99	±1	0	15	85	±2	15.0	±2.0	
Army	99	±1	1	19	80	±3	20.0	±3.0	
Navy	99	±1	1	14	85	±3	15.0	±3.0	
Marine Corps	99	±1	0	12	87	±1	13.0	±1.0	
Air Force	99	±1	0	9	91	±2	9.0	±2.0	
Enlisted	99	±1	1	16	84	±2	16.0	±2.0	
E1 – E4	99	±1	0	17	83	±3	17.0	±3.0	
E5 – E9	99	±1	1	14	85	±2	15.0	±2.0	
Officers	99	±1	0	9	91	±2	9.0	±2.0	
O1 – O3	99	±1	1	9	90	±3	10.0	±3.0	
O4 – O6	99	±1	0	8	92	±3	8.0	±3.0	
Experienced USC	95	±7	8	32	60	±15	40.0	±15.0	
Not Experienced USC	99	±1	0	14	85	±2	15.0	±2.0	
Experienced SH	98	±3	4	41	55	±9	45.0	±9.0	
Not Experienced SH	99	±1	0	13	86	±2	14.0	±2.0	
Deployed Past 12 Months	99	±1	1	17	83	±3	17.0	±3.0	
Not Deployed Past 12 Months	99	±1	0	14	86	±2	14.0	±2.0	
Army Enlisted	99	±1	1	21	79	±3	21.0	±3.0	
E1 – E4	100	±1	0	22	77	±5	23.0	±5.0	
Army Officers	99	±2	0	10	89	±4	11.0	±4.0	
Navy Enlisted	99	±1	1	16	84	±3	16.0	±3.0	
E1 – E4	98	±2	1	17	82	±6	18.0	±6.0	
Navy Officers	99	±1	1	6	94	±3	6.0	±3.0	
Marine Corps Enlisted	99	±1	0	13	87	±2	13.0	±2.0	
E1 – E4	99	±1	0	14	85	±2	15.0	±2.0	
Marine Corps Officers	99	±1	0	9	91	±2	9.0	±2.0	
Air Force Enlisted	99	±1	0	9	91	±2	9.0	±2.0	
E1 – E4	100	±1	0	8	92	±3	8.0	±3.0	
Air Force Officers	99	±1	1	9	90	±4	10.0	±4.0	

Note. Percent responding are active duty members who answered the question.

27. During the past 12 months, did any of the following happen to you? If it did, do you believe your gender was a factor?
h. You did not have a professional relationship with someone who advised (mentored) you on military career development or advancement.

1. Yes, and your gender was a factor 2. Yes, but your gender was NOT a factor 3. No, or does not apply

	Percent Responding		Percentages			Max ME	Experienced Behavior		
			1	2	3				
TOTAL	99	±1	1	16	83	±1	17.0	±1.0	■
Army	99	±1	1	20	79	±2	21.0	±2.0	■
Navy	99	±1	1	15	84	±3	16.0	±3.0	■
Marine Corps	99	±1	1	14	86	±1	14.0	±1.0	■
Air Force	100	±1	1	10	89	±2	11.0	±2.0	■
Enlisted	99	±1	1	16	83	±2	17.0	±2.0	■
E1 – E4	99	±1	1	15	84	±2	16.0	±2.0	■
E1 – E3	99	±1	1	12	87	±3	13.0	±3.0	■
E4	100	±1	1	18	81	±3	19.0	±3.0	■
E5 – E9	99	±1	1	16	83	±2	17.0	±2.0	■
E5 – E6	100	±1	1	17	82	±2	18.0	±2.0	■
E7 – E9	99	±1	1	15	84	±3	16.0	±3.0	■
Officers	99	±1	1	15	84	±2	16.0	±2.0	■
O1 – O3	99	±1	1	15	84	±3	16.0	±3.0	■
O4 – O6	99	±1	1	14	84	±3	16.0	±3.0	■
Deployed Past 12 Months	99	±1	1	17	81	±2	19.0	±2.0	■
Not Deployed Past 12 Months	99	±1	1	15	84	±2	16.0	±2.0	■
Non-Hispanic White	99	±1	1	15	84	±2	16.0	±2.0	■
Total Minority	99	±1	1	17	82	±2	18.0	±2.0	■
Non-Hispanic Black	99	±1	1	17	82	±3	18.0	±3.0	■
Hispanic	99	±1	1	16	83	±3	17.0	±3.0	■
Experienced USC	99	±2	11	28	61	±9	39.0	±9.0	■
Not Experienced USC	99	±1	1	15	84	±1	16.0	±1.0	■
Experienced SH	99	±1	7	34	59	±5	41.0	±5.0	■
Not Experienced SH	99	±1	1	14	85	±1	15.0	±1.0	■
FEMALES	99	±1	4	17	79	±1	21.0	±1.0	■
Army	99	±1	6	22	72	±2	28.0	±2.0	■
Navy	99	±1	3	16	81	±2	19.0	±2.0	■
Marine Corps	99	±1	4	15	81	±2	19.0	±2.0	■
Air Force	99	±1	2	13	84	±2	16.0	±2.0	■
Enlisted	99	±1	4	17	79	±2	21.0	±2.0	■
E1 – E4	99	±1	3	17	80	±2	20.0	±2.0	■
E5 – E9	99	±1	4	18	77	±2	23.0	±2.0	■
Officers	99	±1	5	16	78	±2	22.0	±2.0	■
O1 – O3	99	±1	5	17	78	±3	22.0	±3.0	■
O4 – O6	99	±1	6	15	79	±3	21.0	±3.0	■
Experienced USC	100	±1	12	24	64	±5	36.0	±5.0	■
Not Experienced USC	99	±1	4	17	80	±1	20.0	±1.0	■
Experienced SH	99	±1	11	26	63	±3	37.0	±3.0	■
Not Experienced SH	99	±1	2	15	84	±1	16.0	±1.0	■
Deployed Past 12 Months	99	±1	6	19	75	±3	25.0	±3.0	■
Not Deployed Past 12 Months	99	±1	3	17	80	±2	20.0	±2.0	■

Note. Percent responding are active duty members who answered the question.

27. During the past 12 months, did any of the following happen to you? If it did, do you believe your gender was a factor?
 h. You did not have a professional relationship with someone who advised (mentored) you on military career development or advancement.

	Percent Responding		Percentages			Max ME	Experienced Behavior		
			1	2	3				
Army Enlisted	99	±1	6	22	72	±3	28.0	±3.0	
E1 – E4	99	±1	4	22	74	±4	26.0	±4.0	
Army Officers	99	±1	8	19	73	±4	27.0	±4.0	
Navy Enlisted	99	±1	3	17	80	±2	20.0	±2.0	
E1 – E4	99	±1	3	17	81	±3	19.0	±3.0	
Navy Officers	99	±1	4	14	82	±3	18.0	±3.0	
Marine Corps Enlisted	99	±1	4	14	82	±2	18.0	±2.0	
E1 – E4	99	±1	4	13	83	±2	17.0	±2.0	
Marine Corps Officers	100	±1	6	19	75	±4	25.0	±4.0	
Air Force Enlisted	100	±1	2	13	84	±2	16.0	±2.0	
E1 – E4	99	±1	1	10	88	±3	12.0	±3.0	
Air Force Officers	99	±1	3	14	83	±3	17.0	±3.0	
MALES	99	±1	1	15	84	±2	16.0	±2.0	
Army	99	±1	1	19	80	±3	20.0	±3.0	
Navy	99	±1	1	15	84	±3	16.0	±3.0	
Marine Corps	99	±1	0	14	86	±1	14.0	±1.0	
Air Force	100	±1	0	9	91	±2	9.0	±2.0	
Enlisted	99	±1	1	15	84	±2	16.0	±2.0	
E1 – E4	99	±1	1	15	85	±2	15.0	±2.0	
E5 – E9	99	±1	0	16	84	±2	16.0	±2.0	
Officers	99	±1	1	15	85	±3	15.0	±3.0	
O1 – O3	99	±1	0	14	85	±4	15.0	±4.0	
O4 – O6	99	±1	1	14	85	±4	15.0	±4.0	
Experienced USC	98	±4	11	31	58	±15	42.0	±15.0	
Not Experienced USC	99	±1	0	15	85	±2	15.0	±2.0	
Experienced SH	100	±1	4	41	56	±9	44.0	±9.0	
Not Experienced SH	99	±1	0	14	85	±2	15.0	±2.0	
Deployed Past 12 Months	99	±1	1	17	82	±3	18.0	±3.0	
Not Deployed Past 12 Months	99	±1	0	14	85	±2	15.0	±2.0	
Army Enlisted	99	±1	1	20	80	±3	20.0	±3.0	
E1 – E4	99	±1	1	19	81	±5	19.0	±5.0	
Army Officers	99	±1	1	17	82	±5	18.0	±5.0	
Navy Enlisted	99	±1	1	15	84	±3	16.0	±3.0	
E1 – E4	99	±2	1	15	84	±6	16.0	±6.0	
Navy Officers	99	±1	1	15	84	±4	16.0	±4.0	
Marine Corps Enlisted	99	±1	0	14	86	±2	14.0	±2.0	
E1 – E4	99	±1	0	14	86	±2	14.0	±2.0	
Marine Corps Officers	99	±1	0	13	87	±3	13.0	±3.0	
Air Force Enlisted	100	±1	0	9	91	±2	9.0	±2.0	
E1 – E4	100	±1	0	7	93	±3	7.0	±3.0	
Air Force Officers	99	±2	0	11	89	±4	11.0	±4.0	

Note. Percent responding are active duty members who answered the question.










































27. During the past 12 months, did any of the following happen to you? If it did, do you believe your gender was a factor?
i. You did not learn until it was too late of opportunities that would have helped your military career.

1. Yes, and your gender was a factor 2. Yes, but your gender was NOT a factor 3. No, or does not apply

	Percent Responding		Percentages			Max ME	Experienced Behavior		
			1	2	3				
TOTAL	99	±1	1	19	80	±2	20.0	±2.0	■
Army	99	±1	1	24	74	±3	26.0	±3.0	■
Navy	99	±1	1	18	81	±3	19.0	±3.0	■
Marine Corps	99	±1	1	16	83	±2	17.0	±2.0	■
Air Force	99	±1	1	13	87	±2	13.0	±2.0	■
Enlisted	99	±1	1	20	79	±2	21.0	±2.0	■
E1 – E4	99	±1	1	22	77	±2	23.0	±2.0	■
E1 – E3	99	±1	1	18	82	±3	18.0	±3.0	■
E4	99	±1	1	28	71	±3	29.0	±3.0	■
E5 – E9	99	±1	1	18	81	±2	19.0	±2.0	■
E5 – E6	99	±1	1	20	79	±2	21.0	±2.0	■
E7 – E9	98	±1	1	13	86	±3	14.0	±3.0	■
Officers	99	±1	1	12	87	±2	13.0	±2.0	■
O1 – O3	99	±1	1	13	86	±3	14.0	±3.0	■
O4 – O6	99	±1	1	11	88	±3	12.0	±3.0	■
Deployed Past 12 Months	99	±1	1	22	77	±3	23.0	±3.0	■
Not Deployed Past 12 Months	99	±1	1	18	82	±2	18.0	±2.0	■
Non-Hispanic White	99	±1	1	18	81	±2	19.0	±2.0	■
Total Minority	99	±1	1	21	78	±2	22.0	±2.0	■
Non-Hispanic Black	99	±1	2	19	79	±3	21.0	±3.0	■
Hispanic	99	±1	1	21	78	±3	22.0	±3.0	■
Experienced USC	99	±2	11	39	50	±9	50.0	±9.0	■
Not Experienced USC	99	±1	1	19	81	±2	19.0	±2.0	■
Experienced SH	99	±1	7	43	50	±5	50.0	±5.0	■
Not Experienced SH	99	±1	1	17	82	±2	18.0	±2.0	■
FEMALES	99	±1	3	19	77	±1	23.0	±1.0	■
Army	99	±1	5	23	72	±2	28.0	±2.0	■
Navy	99	±1	2	19	78	±2	22.0	±2.0	■
Marine Corps	99	±1	3	17	79	±2	21.0	±2.0	■
Air Force	99	±1	2	16	82	±2	18.0	±2.0	■
Enlisted	99	±1	3	21	76	±2	24.0	±2.0	■
E1 – E4	99	±1	3	23	74	±2	26.0	±2.0	■
E5 – E9	99	±1	4	18	78	±2	22.0	±2.0	■
Officers	99	±1	3	13	84	±2	16.0	±2.0	■
O1 – O3	99	±1	2	13	84	±2	16.0	±2.0	■
O4 – O6	99	±1	4	13	83	±3	17.0	±3.0	■
Experienced USC	100	±1	11	34	55	±6	45.0	±6.0	■
Not Experienced USC	99	±1	3	18	79	±1	21.0	±1.0	■
Experienced SH	99	±1	9	33	58	±3	42.0	±3.0	■
Not Experienced SH	99	±1	1	15	83	±1	17.0	±1.0	■
Deployed Past 12 Months	99	±1	5	23	72	±3	28.0	±3.0	■
Not Deployed Past 12 Months	99	±1	3	18	79	±2	21.0	±2.0	■

Note. Percent responding are active duty members who answered the question.

27. During the past 12 months, did any of the following happen to you? If it did, do you believe your gender was a factor?
i. You did not learn until it was too late of opportunities that would have helped your military career.

	Percent Responding		Percentages			Max ME	Experienced Behavior		
			1	2	3				
Army Enlisted	99	±1	5	25	70	±3	30.0	±3.0	
E1 – E4	99	±1	4	26	69	±4	31.0	±4.0	
Army Officers	99	±1	4	15	81	±3	19.0	±3.0	
Navy Enlisted	99	±1	2	21	77	±3	23.0	±3.0	
E1 – E4	99	±1	2	23	75	±4	25.0	±4.0	
Navy Officers	99	±1	3	11	86	±3	14.0	±3.0	
Marine Corps Enlisted	99	±1	3	18	78	±2	22.0	±2.0	
E1 – E4	99	±1	3	20	77	±2	23.0	±2.0	
Marine Corps Officers	100	±1	4	9	87	±4	13.0	±4.0	
Air Force Enlisted	99	±1	2	16	81	±2	19.0	±2.0	
E1 – E4	99	±1	3	17	81	±3	19.0	±3.0	
Air Force Officers	99	±1	2	13	86	±3	14.0	±3.0	
MALES	99	±1	1	19	81	±2	19.0	±2.0	
Army	99	±1	1	24	75	±3	25.0	±3.0	
Navy	99	±1	1	18	81	±3	19.0	±3.0	
Marine Corps	99	±1	0	16	83	±2	17.0	±2.0	
Air Force	99	±1	0	12	88	±2	12.0	±2.0	
Enlisted	99	±1	1	20	79	±2	21.0	±2.0	
E1 – E4	99	±1	1	22	77	±3	23.0	±3.0	
E5 – E9	99	±1	1	18	81	±2	19.0	±2.0	
Officers	99	±1	0	12	88	±2	12.0	±2.0	
O1 – O3	99	±1	0	13	86	±3	14.0	±3.0	
O4 – O6	99	±1	1	11	88	±3	12.0	±3.0	
Experienced USC	98	±4	10	44	46	±15	54.0	±15.0	
Not Experienced USC	99	±1	0	19	81	±2	19.0	±2.0	
Experienced SH	99	±1	4	53	43	±9	57.0	±9.0	
Not Experienced SH	99	±1	0	17	82	±2	18.0	±2.0	
Deployed Past 12 Months	99	±1	1	22	77	±3	23.0	±3.0	
Not Deployed Past 12 Months	99	±1	0	17	82	±2	18.0	±2.0	
Army Enlisted	99	±1	1	27	72	±3	28.0	±3.0	
E1 – E4	99	±1	1	29	70	±5	30.0	±5.0	
Army Officers	99	±1	1	14	86	±4	14.0	±4.0	
Navy Enlisted	99	±1	1	20	80	±4	20.0	±4.0	
E1 – E4	98	±2	1	23	76	±6	24.0	±6.0	
Navy Officers	99	±2	0	10	90	±4	10.0	±4.0	
Marine Corps Enlisted	99	±1	0	17	83	±2	17.0	±2.0	
E1 – E4	99	±1	0	18	81	±2	19.0	±2.0	
Marine Corps Officers	99	±1	0	10	90	±2	10.0	±2.0	
Air Force Enlisted	99	±1	0	12	88	±2	12.0	±2.0	
E1 – E4	100	±1	0	11	89	±3	11.0	±3.0	
Air Force Officers	99	±1	0	11	89	±4	11.0	±4.0	

Note. Percent responding are active duty members who answered the question.

27. During the past 12 months, did any of the following happen to you? If it did, do you believe your gender was a factor?

j. You were unable to get straight answers about your military promotion possibilities.

1. Yes, and your gender was a factor 2. Yes, but your gender was NOT a factor 3. No, or does not apply

	Percent Responding		Percentages			Max ME	Experienced Behavior		
			1	2	3				
TOTAL	98	±1	1	16	83	±2	17.0	±2.0	■
Army	98	±1	1	22	76	±3	24.0	±3.0	■
Navy	98	±1	1	16	83	±3	17.0	±3.0	■
Marine Corps	98	±1	1	12	87	±1	13.0	±1.0	■
Air Force	97	±1	1	9	91	±2	9.0	±2.0	■
Enlisted	98	±1	1	17	82	±2	18.0	±2.0	■
E1 – E4	98	±1	1	20	79	±2	21.0	±2.0	■
E1 – E3	98	±1	1	17	82	±3	18.0	±3.0	■
E4	98	±1	1	22	76	±3	24.0	±3.0	■
E5 – E9	98	±1	1	15	84	±2	16.0	±2.0	■
E5 – E6	98	±1	1	16	83	±2	17.0	±2.0	■
E7 – E9	97	±2	1	11	88	±3	12.0	±3.0	■
Officers	97	±1	1	10	89	±2	11.0	±2.0	■
O1 – O3	98	±2	0	9	91	±2	9.0	±2.0	■
O4 – O6	97	±2	1	12	87	±3	13.0	±3.0	■
Deployed Past 12 Months	98	±1	1	19	80	±3	20.0	±3.0	■
Not Deployed Past 12 Months	98	±1	1	15	84	±2	16.0	±2.0	■
Non-Hispanic White	98	±1	1	15	84	±2	16.0	±2.0	■
Total Minority	98	±1	1	18	81	±2	19.0	±2.0	■
Non-Hispanic Black	97	±2	1	16	83	±3	17.0	±3.0	■
Hispanic	98	±1	1	18	81	±3	19.0	±3.0	■
Experienced USC	99	±2	11	38	51	±9	49.0	±9.0	■
Not Experienced USC	98	±1	1	16	83	±2	17.0	±2.0	■
Experienced SH	98	±1	7	40	54	±5	46.0	±5.0	■
Not Experienced SH	98	±1	1	14	85	±2	15.0	±2.0	■
FEMALES	97	±1	3	15	82	±1	18.0	±1.0	■
Army	97	±1	5	20	75	±2	25.0	±2.0	■
Navy	97	±1	3	15	83	±2	17.0	±2.0	■
Marine Corps	98	±1	3	13	84	±2	16.0	±2.0	■
Air Force	98	±1	2	9	89	±2	11.0	±2.0	■
Enlisted	97	±1	3	16	81	±2	19.0	±2.0	■
E1 – E4	98	±1	3	18	78	±2	22.0	±2.0	■
E5 – E9	97	±1	4	12	84	±2	16.0	±2.0	■
Officers	98	±1	2	10	87	±2	13.0	±2.0	■
O1 – O3	98	±1	2	10	89	±2	11.0	±2.0	■
O4 – O6	98	±1	4	11	85	±3	15.0	±3.0	■
Experienced USC	100	±1	11	29	60	±6	40.0	±6.0	■
Not Experienced USC	97	±1	3	14	83	±1	17.0	±1.0	■
Experienced SH	98	±1	9	26	65	±3	35.0	±3.0	■
Not Experienced SH	97	±1	2	11	87	±1	13.0	±1.0	■
Deployed Past 12 Months	98	±1	4	18	77	±3	23.0	±3.0	■
Not Deployed Past 12 Months	97	±1	3	14	83	±2	17.0	±2.0	■

Note. Percent responding are active duty members who answered the question.

27. During the past 12 months, did any of the following happen to you? If it did, do you believe your gender was a factor?
j. You were unable to get straight answers about your military promotion possibilities.

	Percent Responding		Percentages			Max ME	Experienced Behavior		
			1	2	3				
Army Enlisted	97	±1	6	22	73	±3	27.0	±3.0	
E1 – E4	97	±2	5	24	70	±4	30.0	±4.0	
Army Officers	98	±1	3	12	86	±3	14.0	±3.0	
Navy Enlisted	97	±1	3	16	82	±3	18.0	±3.0	
E1 – E4	97	±2	2	19	79	±3	21.0	±3.0	
Navy Officers	97	±2	3	10	87	±3	13.0	±3.0	
Marine Corps Enlisted	98	±1	3	14	83	±2	17.0	±2.0	
E1 – E4	98	±1	4	15	81	±2	19.0	±2.0	
Marine Corps Officers	99	±1	5	6	89	±4	11.0	±4.0	
Air Force Enlisted	98	±1	2	9	89	±2	11.0	±2.0	
E1 – E4	98	±1	2	10	87	±3	13.0	±3.0	
Air Force Officers	98	±1	2	9	90	±3	10.0	±3.0	
MALES	98	±1	1	16	83	±2	17.0	±2.0	
Army	98	±1	1	23	76	±3	24.0	±3.0	
Navy	98	±1	1	16	83	±3	17.0	±3.0	
Marine Corps	98	±1	0	12	87	±1	13.0	±1.0	
Air Force	97	±1	0	8	92	±2	8.0	±2.0	
Enlisted	98	±1	1	18	82	±2	18.0	±2.0	
E1 – E4	98	±1	1	20	79	±3	21.0	±3.0	
E5 – E9	98	±1	1	15	84	±2	16.0	±2.0	
Officers	97	±1	0	10	89	±2	11.0	±2.0	
O1 – O3	98	±2	0	9	91	±3	9.0	±3.0	
O4 – O6	97	±2	1	12	87	±4	13.0	±4.0	
Experienced USC	98	±4	11	46	43	±15	57.0	±15.0	
Not Experienced USC	98	±1	1	16	84	±2	16.0	±2.0	
Experienced SH	99	±2	5	52	43	±9	57.0	±9.0	
Not Experienced SH	98	±1	0	15	85	±2	15.0	±2.0	
Deployed Past 12 Months	98	±1	1	19	80	±3	20.0	±3.0	
Not Deployed Past 12 Months	98	±1	1	15	84	±2	16.0	±2.0	
Army Enlisted	98	±1	1	25	74	±3	26.0	±3.0	
E1 – E4	99	±1	1	28	71	±5	29.0	±5.0	
Army Officers	96	±2	0	12	88	±4	12.0	±4.0	
Navy Enlisted	98	±2	1	17	82	±4	18.0	±4.0	
E1 – E4	98	±2	2	19	80	±6	20.0	±6.0	
Navy Officers	97	±2	0	10	90	±4	10.0	±4.0	
Marine Corps Enlisted	98	±1	0	13	87	±2	13.0	±2.0	
E1 – E4	98	±1	0	14	86	±2	14.0	±2.0	
Marine Corps Officers	98	±1	0	8	92	±2	8.0	±2.0	
Air Force Enlisted	97	±1	0	8	92	±2	8.0	±2.0	
E1 – E4	97	±2	0	9	91	±4	9.0	±4.0	
Air Force Officers	98	±2	0	9	91	±4	9.0	±4.0	

Note. Percent responding are active duty members who answered the question.

27. During the past 12 months, did any of the following happen to you? If it did, do you believe your gender was a factor?
k. You were excluded from social events important to military career development and being kept informed.

1. Yes, and your gender was a factor 2. Yes, but your gender was NOT a factor 3. No, or does not apply

	Percent Responding		Percentages			Max ME	Experienced Behavior		
			1	2	3				
TOTAL	99	±1	1	6	93	±1	7.0	±1.0	
Army	99	±1	1	7	92	±2	8.0	±2.0	
Navy	99	±1	1	6	93	±2	7.0	±2.0	
Marine Corps	99	±1	0	5	94	±1	6.0	±1.0	
Air Force	99	±1	1	3	96	±1	4.0	±1.0	
Enlisted	99	±1	1	6	93	±1	7.0	±1.0	
E1 – E4	99	±1	1	7	92	±2	8.0	±2.0	
E1 – E3	99	±1	1	6	93	±2	7.0	±2.0	
E4	100	±1	1	8	91	±2	9.0	±2.0	
E5 – E9	99	±1	1	6	94	±1	6.0	±1.0	
E5 – E6	99	±1	1	6	93	±2	7.0	±2.0	
E7 – E9	98	±1	1	4	95	±2	5.0	±2.0	
Officers	99	±1	1	3	96	±1	4.0	±1.0	
O1 – O3	99	±1	1	2	97	±2	3.0	±2.0	
O4 – O6	99	±1	1	4	95	±2	5.0	±2.0	
Deployed Past 12 Months	99	±1	1	7	92	±2	8.0	±2.0	
Not Deployed Past 12 Months	99	±1	1	5	94	±1	6.0	±1.0	
Non-Hispanic White	99	±1	1	5	94	±1	6.0	±1.0	
Total Minority	99	±1	1	7	92	±2	8.0	±2.0	
Non-Hispanic Black	99	±1	1	6	93	±2	7.0	±2.0	
Hispanic	98	±2	1	7	92	±3	8.0	±3.0	
Experienced USC	95	±6	11	15	74	±8	26.0	±8.0	
Not Experienced USC	99	±1	1	5	94	±1	6.0	±1.0	
Experienced SH	99	±1	6	17	77	±4	23.0	±4.0	
Not Experienced SH	99	±1	0	5	95	±1	5.0	±1.0	
FEMALES	99	±1	3	6	91	±1	9.0	±1.0	
Army	99	±1	4	8	87	±2	13.0	±2.0	
Navy	99	±1	2	6	92	±2	8.0	±2.0	
Marine Corps	99	±1	3	5	92	±1	8.0	±1.0	
Air Force	99	±1	2	4	94	±2	6.0	±2.0	
Enlisted	99	±1	3	7	91	±1	9.0	±1.0	
E1 – E4	99	±1	2	7	91	±2	9.0	±2.0	
E5 – E9	99	±1	3	6	91	±2	9.0	±2.0	
Officers	99	±1	4	4	91	±2	9.0	±2.0	
O1 – O3	99	±1	4	4	93	±2	7.0	±2.0	
O4 – O6	99	±1	6	5	89	±3	11.0	±3.0	
Experienced USC	100	±1	10	15	75	±5	25.0	±5.0	
Not Experienced USC	99	±1	3	6	92	±1	8.0	±1.0	
Experienced SH	100	±1	8	13	79	±3	21.0	±3.0	
Not Experienced SH	99	±1	1	4	94	±1	6.0	±1.0	
Deployed Past 12 Months	99	±1	4	8	88	±2	12.0	±2.0	
Not Deployed Past 12 Months	99	±1	3	6	92	±1	8.0	±1.0	

Note. Percent responding are active duty members who answered the question.

27. During the past 12 months, did any of the following happen to you? If it did, do you believe your gender was a factor?
k. You were excluded from social events important to military career development and being kept informed.

	Percent Responding		Percentages			Max ME	Experienced Behavior		
			1	2	3				
Army Enlisted	99	±1	4	9	87	±2	13.0	±2.0	■
E1 – E4	99	±1	3	10	87	±3	13.0	±3.0	■
Army Officers	100	±1	6	5	89	±3	11.0	±3.0	■
Navy Enlisted	99	±1	2	7	92	±2	8.0	±2.0	■
E1 – E4	99	±1	1	7	92	±2	8.0	±2.0	■
Navy Officers	99	±1	4	4	92	±3	8.0	±3.0	■
Marine Corps Enlisted	99	±1	3	5	92	±1	8.0	±1.0	■
E1 – E4	99	±1	3	5	92	±2	8.0	±2.0	■
Marine Corps Officers	99	±1	7	3	91	±4	9.0	±4.0	■
Air Force Enlisted	99	±1	2	5	94	±2	6.0	±2.0	■
E1 – E4	99	±1	2	4	94	±3	6.0	±3.0	■
Air Force Officers	99	±1	3	4	93	±2	7.0	±2.0	■
MALES	99	±1	1	6	94	±1	6.0	±1.0	■
Army	99	±1	1	7	92	±2	8.0	±2.0	■
Navy	99	±1	1	6	93	±2	7.0	±2.0	■
Marine Corps	99	±1	0	5	95	±1	5.0	±1.0	■
Air Force	99	±1	0	3	97	±1	3.0	±1.0	■
Enlisted	99	±1	1	6	93	±1	7.0	±1.0	■
E1 – E4	99	±1	1	7	93	±2	7.0	±2.0	■
E5 – E9	99	±1	0	6	94	±2	6.0	±2.0	■
Officers	99	±1	0	3	97	±2	3.0	±2.0	■
O1 – O3	99	±1	0	2	98	±2	2.0	±2.0	■
O4 – O6	99	±1	1	4	96	±2	4.0	±2.0	■
Experienced USC	92	±10	12	16	73	±15	27.0	±15.0	■
Not Experienced USC	99	±1	0	5	94	±1	6.0	±1.0	■
Experienced SH	99	±2	4	21	75	±8	25.0	±8.0	■
Not Experienced SH	99	±1	0	5	95	±1	5.0	±1.0	■
Deployed Past 12 Months	99	±1	0	6	93	±2	7.0	±2.0	■
Not Deployed Past 12 Months	99	±1	1	5	94	±1	6.0	±1.0	■
Army Enlisted	99	±1	1	8	92	±2	8.0	±2.0	■
E1 – E4	100	±1	1	8	91	±4	9.0	±4.0	■
Army Officers	99	±1	0	3	97	±3	3.0	±3.0	■
Navy Enlisted	99	±1	1	7	92	±3	8.0	±3.0	■
E1 – E4	98	±2	1	8	91	±5	9.0	±5.0	■
Navy Officers	99	±1	1	2	97	±3	3.0	±3.0	■
Marine Corps Enlisted	99	±1	0	6	94	±1	6.0	±1.0	■
E1 – E4	99	±1	0	6	94	±2	6.0	±2.0	■
Marine Corps Officers	99	±1	0	2	98	±2	2.0	±2.0	■
Air Force Enlisted	99	±1	0	3	97	±2	3.0	±2.0	■
E1 – E4	100	±1	0	2	98	±2	2.0	±2.0	■
Air Force Officers	99	±1	0	3	97	±3	3.0	±3.0	■

Note. Percent responding are active duty members who answered the question.

**27. During the past 12 months, did any of the following happen to you? If it did, do you believe your gender was a factor?
Constructed from Q271 and Q28.**

I. You did not get a military job assignment that you wanted and for which you were qualified.

- 1. Yes, and your gender was a factor (assignment was legally open to women)
- 2. Yes, and your gender was a factor (assignment was not legally open to women)
- 3. Yes, but your gender was NOT a factor
- 4. No, or does not apply

	Percent Responding		Percentages				Max ME	Experienced Behavior		
			1	2	3	4				
TOTAL	99	±1	1	0	12	87	±1	13.0	±1.0	
Army	99	±1	1	0	14	85	±2	15.0	±2.0	
Navy	99	±1	1	0	13	86	±2	14.0	±2.0	
Marine Corps	99	±1	0	0	11	88	±1	12.0	±1.0	
Air Force	99	±1	0	0	10	90	±2	10.0	±2.0	
Enlisted	99	±1	1	0	13	86	±1	14.0	±1.0	
E1 – E4	99	±1	1	0	12	87	±2	13.0	±2.0	
E1 – E3	99	±1	1	0	9	90	±3	10.0	±3.0	
E4	100	±1	1	0	15	84	±3	16.0	±3.0	
E5 – E9	99	±1	1	0	13	86	±2	14.0	±2.0	
E5 – E6	99	±1	1	0	14	85	±2	15.0	±2.0	
E7 – E9	99	±1	1	0	12	88	±3	12.0	±3.0	
Officers	99	±1	1	0	11	88	±2	12.0	±2.0	
O1 – O3	99	±1	1	0	10	89	±3	11.0	±3.0	
O4 – O6	99	±1	2	0	13	85	±3	15.0	±3.0	
Deployed Past 12 Months	99	±1	1	0	14	85	±2	15.0	±2.0	
Not Deployed Past 12 Months	99	±1	1	0	12	88	±2	12.0	±2.0	
Non-Hispanic White	99	±1	1	0	11	88	±2	12.0	±2.0	
Total Minority	99	±1	1	0	14	85	±2	15.0	±2.0	
Non-Hispanic Black	99	±1	1	0	13	86	±3	14.0	±3.0	
Hispanic	99	±1	1	0	13	86	±3	14.0	±3.0	
Experienced USC	99	±2	8	1	25	65	±8	35.0	±8.0	
Not Experienced USC	99	±1	1	0	12	87	±1	13.0	±1.0	
Experienced SH	99	±1	6	1	23	71	±5	29.0	±5.0	
Not Experienced SH	99	±1	0	0	12	88	±1	12.0	±1.0	
FEMALES	99	±1	3	0	11	86	±1	14.0	±1.0	
Army	99	±1	4	1	12	84	±2	16.0	±2.0	
Navy	99	±1	3	0	11	85	±2	15.0	±2.0	
Marine Corps	99	±1	3	0	9	87	±2	13.0	±2.0	
Air Force	100	±1	2	0	10	88	±2	12.0	±2.0	
Enlisted	99	±1	3	0	11	86	±1	14.0	±1.0	
E1 – E4	99	±1	3	0	10	86	±2	14.0	±2.0	
E5 – E9	99	±1	3	0	11	85	±2	15.0	±2.0	
Officers	99	±1	4	1	10	85	±2	15.0	±2.0	
O1 – O3	99	±1	3	1	10	87	±3	13.0	±3.0	
O4 – O6	99	±1	4	0	11	84	±3	16.0	±3.0	
Experienced USC	100	±1	9	2	18	70	±5	30.0	±5.0	
Not Experienced USC	99	±1	3	0	10	87	±1	13.0	±1.0	
Experienced SH	100	±1	8	1	16	75	±3	25.0	±3.0	
Not Experienced SH	99	±1	2	0	9	89	±1	11.0	±1.0	
Deployed Past 12 Months	99	±1	5	0	13	82	±2	18.0	±2.0	
Not Deployed Past 12 Months	99	±1	3	0	10	87	±1	13.0	±1.0	

Note. Percent responding are active duty members who answered the questions. This item is constructed from Q271 and Q28. Combining these items enables differentiation between not receiving an assignment when the assignment was legally open to women and when it was not.

27. During the past 12 months, did any of the following happen to you? If it did, do you believe your gender was a factor?
Constructed from Q27I and Q28.

I. You did not get a military job assignment that you wanted and for which you were qualified.

	Percent Responding		Percentages				Max ME	Experienced Behavior		
			1	2	3	4				
Army Enlisted	99	±1	4	0	12	84	±2	16.0	±2.0	■
E1 – E4	99	±1	3	1	11	85	±3	15.0	±3.0	■
Army Officers	99	±1	5	1	10	83	±3	17.0	±3.0	■
Navy Enlisted	99	±1	4	0	12	85	±2	15.0	±2.0	■
E1 – E4	99	±1	3	0	12	84	±3	16.0	±3.0	■
Navy Officers	99	±1	3	0	11	86	±3	14.0	±3.0	■
Marine Corps Enlisted	99	±1	3	0	9	88	±2	12.0	±2.0	■
E1 – E4	99	±1	3	1	9	88	±2	12.0	±2.0	■
Marine Corps Officers	100	±1	6	1	9	84	±3	16.0	±3.0	■
Air Force Enlisted	100	±1	2	0	10	89	±2	11.0	±2.0	■
E1 – E4	100	±1	2	0	8	90	±4	10.0	±3.0	■
Air Force Officers	100	±1	2	0	10	88	±4	12.0	±4.0	■
MALES	99	±1	0	0	13	87	±2	13.0	±2.0	■
Army	99	±1	1	0	14	85	±3	15.0	±3.0	■
Navy	99	±1	1	0	13	87	±3	13.0	±3.0	■
Marine Corps	99	±1	0	0	12	88	±1	12.0	±1.0	■
Air Force	99	±1	0	0	10	90	±2	10.0	±2.0	■
Enlisted	99	±1	0	0	13	87	±2	13.0	±2.0	■
E1 – E4	99	±1	1	0	12	87	±2	13.0	±2.0	■
E5 – E9	99	±1	0	0	14	86	±2	14.0	±2.0	■
Officers	99	±1	1	0	11	88	±2	12.0	±2.0	■
O1 – O3	99	±1	0	0	9	90	±3	10.0	±3.0	■
O4 – O6	99	±1	1	0	13	86	±4	14.0	±4.0	■
Experienced USC	98	±4	8	0	31	61	±15	39.0	±15.0	■
Not Experienced USC	99	±1	0	0	12	87	±2	13.0	±2.0	■
Experienced SH	99	±2	4	0	29	66	±9	34.0	±9.0	■
Not Experienced SH	99	±1	0	0	12	88	±1	12.0	±1.0	■
Deployed Past 12 Months	99	±1	1	0	14	85	±2	15.0	±2.0	■
Not Deployed Past 12 Months	99	±1	0	0	12	88	±2	12.0	±2.0	■
Army Enlisted	99	±1	0	0	15	84	±3	16.0	±3.0	■
E1 – E4	100	±1	1	0	14	85	±4	15.0	±4.0	■
Army Officers	99	±1	1	0	11	88	±4	12.0	±4.0	■
Navy Enlisted	99	±1	1	0	13	86	±3	14.0	±3.0	■
E1 – E4	99	±2	1	0	11	87	±5	13.0	±5.0	■
Navy Officers	99	±1	1	0	12	87	±4	13.0	±4.0	■
Marine Corps Enlisted	99	±1	0	0	12	88	±2	12.0	±2.0	■
E1 – E4	99	±1	0	0	12	88	±2	12.0	±2.0	■
Marine Corps Officers	99	±1	0	0	11	89	±2	11.0	±2.0	■
Air Force Enlisted	99	±1	0	0	10	90	±2	10.0	±2.0	■
E1 – E4	100	±1	0	0	9	91	±3	9.0	±3.0	■
Air Force Officers	99	±2	0	0	11	89	±4	11.0	±4.0	■

Note. Percent responding are active duty members who answered the questions. This item is constructed from Q27I and Q28. Combining these items enables differentiation between not receiving an assignment when the assignment was legally open to women and when it was not.

27. During the past 12 months, did any of the following happen to you? If it did, do you believe your gender was a factor?
m. Have you had any other adverse personnel actions in the past 12 months?

1. Yes, and your gender was a factor 2. Yes, but your gender was NOT a factor 3. No, or does not apply

	Percent Responding		Percentages			Max ME	Experienced Behavior		
			1	2	3				
TOTAL	99	±1	1	5	94	±1	5.0	±1.0	
Army	99	±1	1	6	94	±2	6.0	±2.0	
Navy	98	±1	1	5	94	±2	5.0	±2.0	
Marine Corps	99	±1	1	5	94	±1	5.0	±1.0	
Air Force	99	±1	1	3	96	±1	3.0	±1.0	
Enlisted	99	±1	1	5	94	±1	5.0	±1.0	
E1 – E4	99	±1	1	6	93	±2	6.0	±2.0	
E1 – E3	99	±1	1	5	94	±2	5.0	±2.0	
E4	99	±1	1	6	93	±2	6.0	±2.0	
E5 – E9	99	±1	1	5	94	±1	5.0	±1.0	
E5 – E6	99	±1	1	6	93	±2	6.0	±2.0	
E7 – E9	99	±1	1	3	96	±2	3.0	±2.0	
Officers	99	±1	1	2	97	±1	2.0	±1.0	
O1 – O3	99	±1	1	2	97	±2	2.0	±1.0	
O4 – O6	99	±1	0	2	98	±2	2.0	±2.0	
Deployed Past 12 Months	99	±1	1	6	93	±2	6.0	±2.0	
Not Deployed Past 12 Months	99	±1	1	4	95	±1	4.0	±1.0	
Non-Hispanic White	99	±1	1	4	95	±1	4.0	±1.0	
Total Minority	99	±1	1	6	93	±2	6.0	±1.0	
Non-Hispanic Black	99	±1	1	6	92	±2	6.0	±2.0	
Hispanic	98	±1	1	5	93	±2	5.0	±2.0	
Experienced USC	98	±2	8	16	76	±8	16.0	±8.0	■
Not Experienced USC	99	±1	1	5	95	±1	5.0	±1.0	
Experienced SH	99	±1	6	13	81	±4	13.0	±4.0	■
Not Experienced SH	99	±1	0	4	95	±1	4.0	±1.0	
FEMALES	99	±1	3	5	92	±1	5.0	±1.0	
Army	99	±1	3	5	92	±2	5.0	±2.0	
Navy	99	±1	3	5	92	±2	5.0	±2.0	
Marine Corps	99	±1	4	4	92	±1	4.0	±1.0	
Air Force	99	±1	2	4	94	±2	4.0	±1.0	
Enlisted	99	±1	3	5	92	±1	5.0	±1.0	
E1 – E4	99	±1	3	6	91	±2	6.0	±1.0	
E5 – E9	99	±1	3	5	92	±2	5.0	±1.0	
Officers	99	±1	2	2	96	±1	2.0	±1.0	
O1 – O3	99	±1	2	3	95	±2	3.0	±2.0	
O4 – O6	100	±1	1	1	98	±2	1.0	±1.0	
Experienced USC	98	±2	9	10	81	±5	10.0	±4.0	■
Not Experienced USC	99	±1	2	4	93	±1	4.0	±1.0	
Experienced SH	99	±1	7	8	85	±2	8.0	±2.0	■
Not Experienced SH	99	±1	1	4	95	±1	4.0	±1.0	
Deployed Past 12 Months	99	±1	4	6	90	±2	6.0	±2.0	
Not Deployed Past 12 Months	99	±1	2	5	93	±1	5.0	±1.0	

Note. Percent responding are active duty members who answered the question.

27. During the past 12 months, did any of the following happen to you? If it did, do you believe your gender was a factor?
m. Have you had any other adverse personnel actions in the past 12 months?

	Percent Responding		Percentages			Max ME	Experienced Behavior		
			1	2	3				
Army Enlisted	99	±1	3	6	91	±2	6.0	±2.0	█
E1 – E4	99	±1	2	7	90	±3	7.0	±3.0	█
Army Officers	100	±1	2	3	95	±2	3.0	±2.0	█
Navy Enlisted	99	±1	4	5	91	±2	5.0	±2.0	█
E1 – E4	99	±1	4	6	91	±3	6.0	±2.0	█
Navy Officers	99	±1	3	3	94	±2	3.0	±2.0	█
Marine Corps Enlisted	99	±1	4	5	92	±1	5.0	±1.0	█
E1 – E4	99	±1	3	5	92	±2	5.0	±2.0	█
Marine Corps Officers	99	±1	5	1	94	±2	1.0	±1.0	█
Air Force Enlisted	99	±1	2	5	93	±2	5.0	±2.0	█
E1 – E4	99	±1	2	3	94	±3	3.0	±2.0	█
Air Force Officers	99	±1	1	2	97	±2	2.0	±2.0	█
MALES	99	±1	0	5	95	±1	5.0	±1.0	█
Army	99	±1	1	6	94	±2	6.0	±2.0	█
Navy	98	±1	1	5	95	±2	5.0	±2.0	█
Marine Corps	99	±1	0	6	94	±1	6.0	±1.0	█
Air Force	99	±1	0	3	97	±2	3.0	±1.0	█
Enlisted	99	±1	0	5	94	±1	5.0	±1.0	█
E1 – E4	99	±1	1	6	94	±2	6.0	±2.0	█
E5 – E9	99	±1	0	5	94	±1	5.0	±1.0	█
Officers	99	±1	0	2	98	±1	2.0	±1.0	█
O1 – O3	99	±1	0	2	98	±2	2.0	±2.0	█
O4 – O6	99	±1	0	2	98	±2	2.0	±2.0	█
Experienced USC	98	±4	8	20	72	±15	20.0	±14.0	█
Not Experienced USC	99	±1	0	5	95	±1	5.0	±1.0	█
Experienced SH	99	±1	4	17	78	±8	17.0	±7.0	█
Not Experienced SH	99	±1	0	4	95	±1	4.0	±1.0	█
Deployed Past 12 Months	99	±1	0	6	93	±2	6.0	±2.0	█
Not Deployed Past 12 Months	99	±1	0	4	95	±1	4.0	±1.0	█
Army Enlisted	99	±1	1	6	93	±2	6.0	±2.0	█
E1 – E4	99	±1	1	7	92	±4	7.0	±3.0	█
Army Officers	99	±1	0	2	98	±3	2.0	±3.0	█
Navy Enlisted	98	±2	1	5	95	±2	5.0	±2.0	█
E1 – E4	98	±2	1	4	95	±4	4.0	±4.0	█
Navy Officers	99	±1	0	4	95	±3	4.0	±3.0	█
Marine Corps Enlisted	99	±1	0	6	94	±1	6.0	±1.0	█
E1 – E4	99	±1	0	7	93	±2	7.0	±2.0	█
Marine Corps Officers	99	±1	0	2	97	±2	2.0	±2.0	█
Air Force Enlisted	99	±1	0	4	96	±2	4.0	±2.0	█
E1 – E4	99	±1	0	3	96	±2	3.0	±2.0	█
Air Force Officers	99	±2	1	1	99	±2	1.0	±2.0	█

Note. Percent responding are active duty members who answered the question.

27. Evaluation incident rate: Constructed from Q27a-d. Evaluation incident can be defined as Service members' belief that gender was a factor in others' judgments about their performance (e.g., evaluations or awards).

	Percent Responding		Percentages		Max ME	Evaluation
			Incident Rate			
TOTAL	100	±0	4	±1		
Army	100	±0	4	±1		
Navy	100	±0	4	±2		
Marine Corps	100	±0	3	±1		
Air Force	100	±0	2	±1		
Enlisted	100	±0	4	±1		
E1 – E4	100	±0	4	±1		
E1 – E3	100	±0	3	±2		
E4	100	±0	5	±2		
E5 – E9	100	±0	4	±1		
E5 – E6	100	±0	4	±1		
E7 – E9	100	±0	3	±1		
Officers	100	±0	3	±1		
O1 – O3	100	±0	3	±1		
O4 – O6	100	±0	4	±2		
Deployed Past 12 Months	100	±0	4	±1		
Not Deployed Past 12 Months	100	±0	3	±1		
Non-Hispanic White	100	±0	4	±1		
Total Minority	100	±0	4	±1		
Non-Hispanic Black	100	±0	4	±2		
Hispanic	100	±0	3	±1		
Experienced USC	100	±0	17	±6		
Not Experienced USC	100	±0	3	±1		
Experienced SH	100	±0	16	±3		
Not Experienced SH	100	±0	3	±1		
FEMALES	100	±0	9	±1		
Army	100	±0	12	±2		
Navy	100	±0	9	±2		
Marine Corps	100	±0	12	±1		
Air Force	100	±0	6	±2		
Enlisted	100	±0	9	±1		
E1 – E4	100	±0	9	±2		
E5 – E9	100	±0	10	±2		
Officers	100	±0	10	±2		
O1 – O3	100	±0	8	±2		
O4 – O6	100	±0	10	±3		
Experienced USC	100	±0	27	±5		
Not Experienced USC	100	±0	8	±1		
Experienced SH	100	±0	23	±3		
Not Experienced SH	100	±0	5	±1		
Deployed Past 12 Months	100	±0	14	±2		
Not Deployed Past 12 Months	100	±0	8	±1		

Note. Percent responding are active duty members who answered the question. Evaluation incident rate indicates the percentage of members who experienced at least one of the behaviors during the 12 months before responding to the survey and who indicated their gender was a factor. The overall Cronbach's coefficient alpha = 0.72 (males = 0.67 and females = 0.72).

27. Evaluation incident rate: Constructed from Q27a-d. Evaluation incident can be defined as Service members' belief that gender was a factor in others' judgments about their performance (e.g., evaluations or awards).

	Percent Responding		Percentages		Max ME	Evaluation
			Incident Rate			
Army Enlisted	100	±0	12	±2		
E1 – E4	100	±0	10	±3		
Army Officers	100	±0	13	±3		
Navy Enlisted	100	±0	10	±2		
E1 – E4	100	±0	8	±3		
Navy Officers	100	±0	7	±2		
Marine Corps Enlisted	100	±0	11	±1		
E1 – E4	100	±0	10	±2		
Marine Corps Officers	100	±0	17	±4		
Air Force Enlisted	100	±0	6	±2		
E1 – E4	100	±0	6	±3		
Air Force Officers	100	±0	6	±2		
MALES	100	±0	3	±1		
Army	100	±0	3	±2		
Navy	100	±0	3	±2		
Marine Corps	100	±0	3	±1		
Air Force	100	±0	1	±1		
Enlisted	100	±0	3	±1		
E1 – E4	100	±0	3	±2		
E5 – E9	100	±0	2	±1		
Officers	100	±0	2	±1		
O1 – O3	100	±0	1	±2		
O4 – O6	100	±0	3	±2		
Experienced USC	100	±0	9	±12		
Not Experienced USC	100	±0	2	±1		
Experienced SH	100	±0	10	±6		
Not Experienced SH	100	±0	2	±1		
Deployed Past 12 Months	100	±0	3	±1		
Not Deployed Past 12 Months	100	±0	2	±1		
Army Enlisted	100	±0	3	±2		
E1 – E4	100	±0	3	±3		
Army Officers	100	±0	1	±2		
Navy Enlisted	100	±0	3	±2		
E1 – E4	100	±0	3	±4		
Navy Officers	100	±0	4	±3		
Marine Corps Enlisted	100	±0	3	±1		
E1 – E4	100	±0	3	±1		
Marine Corps Officers	100	±0	1	±1		
Air Force Enlisted	100	±0	2	±1		
E1 – E4	100	±0	1	±2		
Air Force Officers	100	±0	1	±2		

Note. Percent responding are active duty members who answered the question. Evaluation incident rate indicates the percentage of members who experienced at least one of the behaviors during the 12 months before responding to the survey and who indicated their gender was a factor. The overall Cronbach's coefficient alpha = 0.72 (males = 0.67 and females = 0.72).

27. Assignment incident rate: Constructed from Q27e-g, I. Assignment incident can be defined as Service members' perception that because of their gender they did not get assignments they wanted or ones that used their skills or facilitated career advancement.

	Percent Responding		Percentages	Max ME	Assignment
			Incident Rate		
TOTAL	100	±0	2	±1	
Army	100	±0	3	±1	
Navy	100	±0	2	±1	
Marine Corps	100	±0	1	±1	
Air Force	100	±0	1	±1	
Enlisted	100	±0	2	±1	
E1 – E4	100	±0	2	±1	
E1 – E3	100	±0	2	±1	
E4	100	±0	2	±1	
E5 – E9	100	±0	2	±1	
E5 – E6	100	±0	2	±1	
E7 – E9	100	±0	2	±1	
Officers	100	±0	2	±1	
O1 – O3	100	±0	2	±1	
O4 – O6	100	±0	3	±2	
Deployed Past 12 Months	100	±0	3	±1	
Not Deployed Past 12 Months	100	±0	2	±1	
Non-Hispanic White	100	±0	2	±1	
Total Minority	100	±0	2	±1	
Non-Hispanic Black	100	±0	3	±2	
Hispanic	100	±0	2	±1	
Experienced USC	100	±0	14	±6	■
Not Experienced USC	100	±0	2	±1	
Experienced SH	100	±0	12	±3	■
Not Experienced SH	100	±0	1	±1	
FEMALES	100	±0	7	±1	■
Army	100	±0	10	±2	■
Navy	100	±0	7	±2	■
Marine Corps	100	±0	8	±1	■
Air Force	100	±0	4	±2	
Enlisted	100	±0	7	±1	■
E1 – E4	100	±0	7	±2	■
E5 – E9	100	±0	8	±2	■
Officers	100	±0	6	±2	■
O1 – O3	100	±0	6	±2	■
O4 – O6	100	±0	7	±2	■
Experienced USC	100	±0	22	±5	■
Not Experienced USC	100	±0	6	±1	■
Experienced SH	100	±0	18	±3	■
Not Experienced SH	100	±0	4	±1	■
Deployed Past 12 Months	100	±0	10	±2	■
Not Deployed Past 12 Months	100	±0	6	±1	■

Note. Percent responding are active duty members who answered the question. Assignment incident rate indicates the percentage of members who experienced at least one of the behaviors during the 12 months before responding to the survey and who indicated their gender was a factor. The overall Cronbach's coefficient alpha = 0.70 (males = 0.72 and females = 0.69).

27. Assignment incident rate: Constructed from Q27e-g, I. Assignment incident can be defined as Service members' perception that because of their gender they did not get assignments they wanted or ones that used their skills or facilitated career advancement.

	Percent Responding		Percentages		Assignment
			Incident Rate	Max ME	
Army Enlisted	100	±0	10	±2	
E1 – E4	100	±0	9	±3	
Army Officers	100	±0	10	±3	
Navy Enlisted	100	±0	7	±2	
E1 – E4	100	±0	7	±2	
Navy Officers	100	±0	5	±2	
Marine Corps Enlisted	100	±0	8	±1	
E1 – E4	100	±0	8	±2	
Marine Corps Officers	100	±0	10	±4	
Air Force Enlisted	100	±0	4	±2	
E1 – E4	100	±0	4	±3	
Air Force Officers	100	±0	3	±2	
MALES	100	±0	1	±1	
Army	100	±0	2	±1	
Navy	100	±0	2	±2	
Marine Corps	100	±0	1	±1	
Air Force	100	±0	1	±1	
Enlisted	100	±0	1	±1	
E1 – E4	100	±0	1	±1	
E5 – E9	100	±0	1	±1	
Officers	100	±0	2	±1	
O1 – O3	100	±0	1	±2	
O4 – O6	100	±0	2	±2	
Experienced USC	100	±0	8	±13	
Not Experienced USC	100	±0	1	±1	
Experienced SH	100	±0	7	±5	
Not Experienced SH	100	±0	1	±1	
Deployed Past 12 Months	100	±0	2	±1	
Not Deployed Past 12 Months	100	±0	1	±1	
Army Enlisted	100	±0	1	±1	
E1 – E4	100	±0	1	±2	
Army Officers	100	±0	2	±2	
Navy Enlisted	100	±0	2	±2	
E1 – E4	100	±0	2	±3	
Navy Officers	100	±0	2	±2	
Marine Corps Enlisted	100	±0	1	±1	
E1 – E4	100	±0	1	±1	
Marine Corps Officers	100	±0	1	±1	
Air Force Enlisted	100	±0	1	±1	
E1 – E4	100	±0	0	±2	
Air Force Officers	100	±0	1	±3	

Note. Percent responding are active duty members who answered the question. Assignment incident rate indicates the percentage of members who experienced at least one of the behaviors during the 12 months before responding to the survey and who indicated their gender was a factor. The overall Cronbach's coefficient alpha = 0.70 (males = 0.72 and females = 0.69).

27. Career incident rate: Constructed from Q27h-k. Career incident can be defined as Service members' perceptions that gender was a factor in their access to resources and mentoring that aid in career development (e.g., professional networks).

	Percent Responding		Percentages	Max ME	Career
			Incident Rate		
TOTAL	100	±0	2	±1	
Army	100	±0	3	±1	
Navy	100	±0	2	±1	
Marine Corps	100	±0	1	±1	
Air Force	100	±0	1	±1	
Enlisted	100	±0	2	±1	
E1 – E4	100	±0	2	±1	
E1 – E3	100	±0	2	±1	
E4	100	±0	3	±2	
E5 – E9	100	±0	2	±1	
E5 – E6	100	±0	2	±1	
E7 – E9	100	±0	2	±1	
Officers	100	±0	2	±1	
O1 – O3	100	±0	2	±1	
O4 – O6	100	±0	3	±2	
Deployed Past 12 Months	100	±0	2	±1	
Not Deployed Past 12 Months	100	±0	2	±1	
Non-Hispanic White	100	±0	2	±1	
Total Minority	100	±0	2	±1	
Non-Hispanic Black	100	±0	3	±2	
Hispanic	100	±0	2	±1	
Experienced USC	100	±0	16	±7	■
Not Experienced USC	100	±0	2	±1	
Experienced SH	100	±0	13	±3	■
Not Experienced SH	100	±0	1	±1	
FEMALES	100	±0	7	±1	■
Army	100	±0	10	±2	■
Navy	100	±0	6	±2	■
Marine Corps	100	±0	8	±1	■
Air Force	100	±0	4	±2	■
Enlisted	100	±0	7	±1	■
E1 – E4	100	±0	7	±2	■
E5 – E9	100	±0	7	±2	■
Officers	100	±0	9	±2	■
O1 – O3	100	±0	8	±2	■
O4 – O6	100	±0	10	±3	■
Experienced USC	100	±0	20	±5	■
Not Experienced USC	100	±0	6	±1	■
Experienced SH	100	±0	19	±3	■
Not Experienced SH	100	±0	4	±1	■
Deployed Past 12 Months	100	±0	9	±2	■
Not Deployed Past 12 Months	100	±0	7	±1	■

Note. Percent responding are active duty members who answered the question. Career incident rate indicates the percentage of members who experienced at least one of the behaviors during the 12 months before responding to the survey and who indicated their gender was a factor. The overall Cronbach's coefficient alpha = 0.76 (males = 0.75 and females = 0.76).

27. Career incident rate: Constructed from Q27h-k. Career incident can be defined as Service members' perceptions that gender was a factor in their access to resources and mentoring that aid in career development (e.g., professional networks).

	Percent Responding		Percentages		Career
			Incident Rate	Max ME	
Army Enlisted	100	±0	10	±2	
E1 – E4	100	±0	9	±3	
Army Officers	100	±0	12	±3	
Navy Enlisted	100	±0	5	±2	
E1 – E4	100	±0	5	±2	
Navy Officers	100	±0	7	±2	
Marine Corps Enlisted	100	±0	8	±1	
E1 – E4	100	±0	8	±2	
Marine Corps Officers	100	±0	12	±4	
Air Force Enlisted	100	±0	4	±2	
E1 – E4	100	±0	4	±3	
Air Force Officers	100	±0	6	±2	
MALES	100	±0	1	±1	
Army	100	±0	2	±1	
Navy	100	±0	1	±2	
Marine Corps	100	±0	1	±1	
Air Force	100	±0	0	±1	
Enlisted	100	±0	1	±1	
E1 – E4	100	±0	2	±1	
E5 – E9	100	±0	1	±1	
Officers	100	±0	1	±1	
O1 – O3	100	±0	0	±2	
O4 – O6	100	±0	2	±2	
Experienced USC	100	±0	13	±14	
Not Experienced USC	100	±0	1	±1	
Experienced SH	100	±0	8	±6	
Not Experienced SH	100	±0	1	±1	
Deployed Past 12 Months	100	±0	2	±1	
Not Deployed Past 12 Months	100	±0	1	±1	
Army Enlisted	100	±0	2	±2	
E1 – E4	100	±0	2	±3	
Army Officers	100	±0	1	±2	
Navy Enlisted	100	±0	2	±2	
E1 – E4	100	±0	2	±3	
Navy Officers	100	±0	1	±2	
Marine Corps Enlisted	100	±0	1	±1	
E1 – E4	100	±0	1	±1	
Marine Corps Officers	100	±0	0	±1	
Air Force Enlisted	100	±0	0	±1	
E1 – E4	100	±0	0	±2	
Air Force Officers	100	±0	1	±2	

Note. Percent responding are active duty members who answered the question. Career incident rate indicates the percentage of members who experienced at least one of the behaviors during the 12 months before responding to the survey and who indicated their gender was a factor. The overall Cronbach's coefficient alpha = 0.76 (males = 0.75 and females = 0.76).

29. Do you consider ANY of the behaviors which you marked as happening to you in the previous question to have been...
a. Sex discrimination?

1. None

2. Some

3. All

	Percent Responding		Percentages			Max ME
			1	2	3	
TOTAL	56	±2	90	8	1	±1
Army	61	±3	89	10	2	±2
Navy	61	±3	90	9	1	±2
Marine Corps	55	±2	93	6	1	±1
Air Force	45	±3	93	5	1	±2
Enlisted	58	±2	90	8	1	±1
E1 – E4	57	±3	89	9	2	±2
E1 – E3	51	±4	91	8	1	±3
E4	65	±3	87	10	3	±3
E5 – E9	59	±2	92	7	1	±2
E5 – E6	61	±2	92	7	1	±2
E7 – E9	51	±4	93	6	1	±2
Officers	48	±3	90	8	1	±2
O1 – O3	48	±4	90	8	2	±3
O4 – O6	46	±4	90	9	2	±4
Deployed Past 12 Months	61	±3	90	9	1	±2
Not Deployed Past 12 Months	54	±2	91	8	1	±2
Non-Hispanic White	55	±2	91	7	1	±2
Total Minority	57	±2	89	9	2	±2
Non-Hispanic Black	56	±4	89	9	1	±3
Hispanic	57	±4	91	8	1	±3
Experienced USC	79	±7	55	36	9	±9
Not Experienced USC	56	±2	91	7	1	±1
Experienced SH	83	±4	62	32	6	±5
Not Experienced SH	54	±2	94	5	1	±1
FEMALES	61	±2	71	24	4	±2
Army	65	±2	65	30	5	±3
Navy	66	±2	72	24	4	±3
Marine Corps	62	±2	63	32	5	±2
Air Force	53	±2	82	15	3	±3
Enlisted	63	±2	72	24	4	±2
E1 – E4	62	±2	70	26	4	±3
E5 – E9	64	±2	73	23	4	±3
Officers	54	±2	70	24	6	±3
O1 – O3	54	±3	71	24	5	±4
O4 – O6	52	±4	71	22	7	±5
Experienced USC	81	±4	42	49	9	±6
Not Experienced USC	60	±2	74	22	4	±2
Experienced SH	83	±2	46	45	9	±3
Not Experienced SH	55	±2	83	15	2	±2
Deployed Past 12 Months	68	±3	65	28	7	±3
Not Deployed Past 12 Months	59	±2	74	23	4	±2

Note. Percent responding are active duty members who answered the question and who experienced potentially discriminatory behavior (Q27).

**29. Do you consider ANY of the behaviors which you marked as happening to you in the previous question to have been...
a. Sex discrimination?**

	Percent Responding		Percentages			Max ME
			1	2	3	
Army Enlisted	66	±3	65	29	5	±3
E1 – E4	65	±4	66	28	5	±5
Army Officers	58	±4	62	31	6	±5
Navy Enlisted	69	±3	72	24	4	±3
E1 – E4	68	±4	71	26	4	±4
Navy Officers	54	±4	74	20	6	±5
Marine Corps Enlisted	63	±2	64	32	5	±2
E1 – E4	63	±3	63	33	4	±3
Marine Corps Officers	60	±4	61	30	8	±5
Air Force Enlisted	54	±3	82	15	3	±3
E1 – E4	51	±4	81	17	2	±5
Air Force Officers	48	±4	81	15	5	±5
MALES	55	±2	94	5	1	±2
Army	60	±3	93	6	1	±3
Navy	60	±4	94	5	1	±3
Marine Corps	55	±2	95	4	1	±1
Air Force	43	±3	97	3	1	±2
Enlisted	57	±2	94	5	1	±2
E1 – E4	56	±3	93	6	1	±3
E5 – E9	58	±2	95	5	0	±2
Officers	47	±3	95	5	0	±3
O1 – O3	47	±4	95	4	0	±4
O4 – O6	45	±5	93	7	1	±4
Experienced USC	77	±13	67	25	NR	±17
Not Experienced USC	55	±2	95	5	1	±2
Experienced SH	83	±6	77	20	3	±9
Not Experienced SH	54	±2	95	4	1	±1
Deployed Past 12 Months	60	±3	93	6	1	±2
Not Deployed Past 12 Months	53	±2	95	5	1	±2
Army Enlisted	62	±4	92	7	1	±3
E1 – E4	61	±5	91	8	2	±5
Army Officers	51	±6	95	5	0	±4
Navy Enlisted	63	±4	94	5	1	±3
E1 – E4	61	±7	94	5	1	±5
Navy Officers	48	±5	93	6	1	±5
Marine Corps Enlisted	56	±2	95	4	1	±1
E1 – E4	56	±3	95	5	1	±2
Marine Corps Officers	45	±3	99	1	0	±2
Air Force Enlisted	44	±3	97	2	1	±2
E1 – E4	41	±5	96	3	1	±4
Air Force Officers	40	±6	94	5	1	±6

Note. Percent responding are active duty members who answered the question and who experienced potentially discriminatory behavior (Q27).

NR: Not reportable

**29. Do you consider ANY of the behaviors which you marked as happening to you in the previous question to have been...
b. Racial/ethnic discrimination?**

1. None

2. Some

3. All

	Percent Responding		Percentages			Max ME
			1	2	3	
TOTAL	56	±2	86	12	2	±2
Army	60	±3	81	16	3	±3
Navy	61	±3	85	13	2	±3
Marine Corps	55	±2	91	8	1	±1
Air Force	45	±3	93	6	1	±2
Enlisted	58	±2	85	13	2	±2
E1 – E4	57	±3	84	14	2	±3
E1 – E3	51	±4	85	12	2	±4
E4	64	±3	83	15	2	±4
E5 – E9	59	±2	86	11	2	±2
E5 – E6	61	±2	86	11	2	±2
E7 – E9	51	±4	86	11	2	±4
Officers	48	±3	89	11	1	±3
O1 – O3	48	±4	89	10	1	±4
O4 – O6	46	±4	89	10	1	±4
Deployed Past 12 Months	61	±3	84	14	2	±3
Not Deployed Past 12 Months	54	±2	87	11	2	±2
Non-Hispanic White	55	±2	92	7	1	±2
Total Minority	57	±2	76	21	4	±3
Non-Hispanic Black	56	±4	73	23	4	±4
Hispanic	56	±4	80	17	3	±4
Experienced USC	79	±7	66	26	8	±10
Not Experienced USC	56	±2	86	12	2	±2
Experienced SH	82	±4	68	27	5	±5
Not Experienced SH	54	±2	88	11	2	±2
FEMALES	61	±2	83	15	2	±2
Army	65	±2	77	20	3	±3
Navy	66	±2	83	14	2	±3
Marine Corps	62	±2	88	11	2	±2
Air Force	53	±2	90	8	2	±2
Enlisted	63	±2	82	15	2	±2
E1 – E4	62	±2	83	15	2	±2
E5 – E9	64	±2	82	15	3	±2
Officers	54	±2	87	11	2	±2
O1 – O3	54	±3	88	10	2	±3
O4 – O6	52	±4	85	13	2	±4
Experienced USC	81	±4	72	24	4	±6
Not Experienced USC	60	±2	84	14	2	±2
Experienced SH	82	±2	73	23	4	±3
Not Experienced SH	55	±2	88	11	2	±2
Deployed Past 12 Months	68	±3	80	16	4	±3
Not Deployed Past 12 Months	59	±2	84	14	2	±2

Note. Percent responding are active duty members who answered the question and who experienced potentially discriminatory behavior (Q27).

**29. Do you consider ANY of the behaviors which you marked as happening to you in the previous question to have been...
b. Racial/ethnic discrimination?**

	Percent Responding		Percentages			Max ME
			1	2	3	
Army Enlisted	66	±3	76	21	3	±3
E1 – E4	65	±4	78	20	2	±4
Army Officers	58	±4	82	16	3	±4
Navy Enlisted	69	±3	83	15	2	±3
E1 – E4	68	±4	83	15	2	±4
Navy Officers	54	±4	88	9	3	±4
Marine Corps Enlisted	62	±2	87	11	2	±2
E1 – E4	63	±3	87	11	2	±2
Marine Corps Officers	59	±4	91	8	1	±6
Air Force Enlisted	54	±3	89	8	2	±3
E1 – E4	51	±4	91	8	2	±3
Air Force Officers	49	±4	93	7	1	±3
MALES	55	±2	86	12	2	±2
Army	60	±3	82	15	3	±3
Navy	60	±4	85	13	2	±4
Marine Corps	55	±2	91	7	1	±2
Air Force	43	±3	94	5	1	±2
Enlisted	57	±2	86	12	2	±2
E1 – E4	56	±3	84	13	2	±3
E5 – E9	58	±2	87	11	2	±2
Officers	47	±3	89	10	0	±3
O1 – O3	46	±4	89	10	0	±4
O4 – O6	45	±5	90	9	1	±5
Experienced USC	77	±13	60	28	12	±17
Not Experienced USC	55	±2	87	12	2	±2
Experienced SH	83	±7	63	31	7	±9
Not Experienced SH	54	±2	88	11	2	±2
Deployed Past 12 Months	60	±3	84	14	2	±3
Not Deployed Past 12 Months	53	±2	87	11	2	±2
Army Enlisted	62	±4	81	16	3	±4
E1 – E4	61	±5	79	18	3	±6
Army Officers	51	±6	86	13	0	±6
Navy Enlisted	63	±4	84	14	2	±4
E1 – E4	61	±7	82	16	2	±8
Navy Officers	48	±5	89	11	0	±6
Marine Corps Enlisted	56	±2	91	8	1	±2
E1 – E4	56	±3	91	7	1	±2
Marine Corps Officers	45	±3	96	4	0	±2
Air Force Enlisted	44	±3	95	5	1	±3
E1 – E4	41	±5	95	5	1	±4
Air Force Officers	40	±6	92	7	1	±6

Note. Percent responding are active duty members who answered the question and who experienced potentially discriminatory behavior (Q27).

29. Do you consider ANY of the behaviors which you marked as happening to you in the previous question to have been...**c. Age discrimination?**

1. None

2. Some

3. All

	Percent Responding		Percentages			Max ME
			1	2	3	
TOTAL	56	±2	89	10	2	±2
Army	60	±3	85	13	2	±3
Navy	61	±3	91	8	1	±3
Marine Corps	55	±2	91	9	1	±2
Air Force	45	±3	94	5	1	±2
Enlisted	58	±2	88	10	2	±2
E1 – E4	57	±3	86	12	2	±3
E1 – E3	51	±4	86	12	2	±4
E4	64	±3	86	12	2	±4
E5 – E9	58	±2	91	8	1	±2
E5 – E6	61	±2	90	9	1	±2
E7 – E9	51	±4	95	4	0	±3
Officers	48	±3	91	8	1	±3
O1 – O3	48	±4	90	9	1	±4
O4 – O6	46	±4	93	7	1	±4
Deployed Past 12 Months	61	±3	89	10	1	±3
Not Deployed Past 12 Months	54	±2	89	10	2	±2
Non-Hispanic White	55	±2	90	9	1	±2
Total Minority	57	±2	87	10	2	±2
Non-Hispanic Black	56	±4	90	8	2	±3
Hispanic	57	±4	87	11	2	±4
Experienced USC	78	±7	68	25	6	±10
Not Experienced USC	56	±2	89	9	1	±2
Experienced SH	82	±4	72	22	7	±5
Not Experienced SH	54	±2	91	8	1	±2
FEMALES	61	±2	87	12	2	±2
Army	64	±2	83	14	3	±3
Navy	66	±2	87	12	1	±2
Marine Corps	62	±2	88	11	1	±2
Air Force	53	±2	91	7	1	±2
Enlisted	63	±2	86	12	2	±2
E1 – E4	62	±2	82	16	2	±2
E5 – E9	63	±2	91	8	2	±2
Officers	54	±2	90	9	1	±2
O1 – O3	54	±3	89	10	1	±3
O4 – O6	52	±4	92	7	1	±4
Experienced USC	80	±4	74	21	5	±6
Not Experienced USC	60	±2	88	11	2	±2
Experienced SH	82	±2	76	21	3	±3
Not Experienced SH	55	±2	91	7	1	±2
Deployed Past 12 Months	68	±3	86	12	3	±3
Not Deployed Past 12 Months	59	±2	87	12	1	±2

Note. Percent responding are active duty members who answered the question and who experienced potentially discriminatory behavior (Q27).

**29. Do you consider ANY of the behaviors which you marked as happening to you in the previous question to have been...
c. Age discrimination?**

	Percent Responding		Percentages			Max ME
			1	2	3	
Army Enlisted	66	±3	82	15	3	±3
E1 – E4	65	±4	79	17	4	±4
Army Officers	58	±4	88	11	1	±4
Navy Enlisted	68	±3	86	13	1	±3
E1 – E4	67	±4	82	17	1	±4
Navy Officers	54	±4	92	7	1	±3
Marine Corps Enlisted	62	±2	88	11	1	±2
E1 – E4	62	±3	84	14	1	±3
Marine Corps Officers	59	±4	93	6	1	±3
Air Force Enlisted	54	±3	91	7	1	±3
E1 – E4	51	±4	88	11	1	±3
Air Force Officers	48	±4	91	8	1	±4
MALES	55	±2	89	9	2	±2
Army	60	±3	85	13	2	±3
Navy	60	±4	92	7	1	±3
Marine Corps	55	±2	91	9	1	±2
Air Force	43	±3	95	4	0	±2
Enlisted	57	±2	89	10	2	±2
E1 – E4	56	±3	86	12	2	±3
E5 – E9	58	±2	91	8	1	±2
Officers	47	±3	92	7	1	±3
O1 – O3	46	±4	90	8	1	±5
O4 – O6	45	±5	93	6	1	±4
Experienced USC	75	±13	NR	NR	8	±15
Not Experienced USC	55	±2	90	9	1	±2
Experienced SH	83	±6	67	23	10	±10
Not Experienced SH	54	±2	91	8	1	±2
Deployed Past 12 Months	60	±3	89	10	1	±3
Not Deployed Past 12 Months	53	±2	89	9	2	±2
Army Enlisted	62	±4	84	13	2	±4
E1 – E4	61	±5	83	14	3	±6
Army Officers	51	±6	88	10	2	±6
Navy Enlisted	63	±4	92	7	1	±4
E1 – E4	61	±7	89	9	2	±7
Navy Officers	48	±5	92	8	0	±5
Marine Corps Enlisted	56	±2	90	9	1	±2
E1 – E4	56	±3	88	11	1	±2
Marine Corps Officers	45	±3	96	4	0	±3
Air Force Enlisted	44	±3	94	5	1	±3
E1 – E4	41	±5	91	8	1	±5
Air Force Officers	40	±6	98	2	0	±4

Note. Percent responding are active duty members who answered the question and who experienced potentially discriminatory behavior (Q27).

NR: Not reportable

**29. Do you consider ANY of the behaviors which you marked as happening to you in the previous question to have been...
d. Religious discrimination?**

1. None

2. Some

3. All

	Percent Responding		Percentages			Max ME
			1	2	3	
TOTAL	56	±2	97	3	1	±1
Army	60	±3	96	4	1	±2
Navy	61	±3	97	2	1	±2
Marine Corps	55	±2	97	3	0	±1
Air Force	45	±3	98	2	0	±2
Enlisted	58	±2	96	3	1	±1
E1 – E4	57	±3	95	4	1	±2
E1 – E3	51	±4	97	2	1	±2
E4	64	±3	94	5	1	±3
E5 – E9	59	±2	98	2	0	±1
E5 – E6	61	±2	98	2	0	±1
E7 – E9	50	±4	97	2	0	±2
Officers	48	±3	98	2	0	±2
O1 – O3	48	±4	98	2	0	±2
O4 – O6	46	±4	98	2	0	±2
Deployed Past 12 Months	60	±3	97	3	1	±2
Not Deployed Past 12 Months	54	±2	97	3	1	±1
Non-Hispanic White	55	±2	98	2	0	±1
Total Minority	57	±2	95	4	1	±2
Non-Hispanic Black	56	±4	97	3	0	±3
Hispanic	57	±4	96	3	1	±3
Experienced USC	77	±7	84	10	6	±10
Not Experienced USC	56	±2	97	3	0	±1
Experienced SH	83	±4	91	7	2	±4
Not Experienced SH	54	±2	97	2	0	±1
FEMALES	61	±2	97	3	0	±1
Army	64	±2	96	4	0	±2
Navy	66	±2	97	3	0	±2
Marine Corps	62	±2	96	4	0	±1
Air Force	53	±2	97	2	1	±2
Enlisted	63	±2	96	3	1	±1
E1 – E4	62	±2	96	4	0	±2
E5 – E9	63	±2	97	2	1	±2
Officers	54	±2	98	2	0	±2
O1 – O3	54	±3	98	1	0	±2
O4 – O6	52	±4	97	3	1	±3
Experienced USC	81	±4	91	8	2	±4
Not Experienced USC	60	±2	97	3	0	±1
Experienced SH	82	±2	93	6	1	±2
Not Experienced SH	55	±2	98	2	0	±1
Deployed Past 12 Months	68	±3	95	4	1	±2
Not Deployed Past 12 Months	59	±2	97	3	0	±1

Note. Percent responding are active duty members who answered the question and who experienced potentially discriminatory behavior (Q27).

**29. Do you consider ANY of the behaviors which you marked as happening to you in the previous question to have been...
d. Religious discrimination?**

	Percent Responding		Percentages			Max ME
			1	2	3	
Army Enlisted	66	±3	96	4	0	±2
E1 – E4	65	±4	94	5	1	±3
Army Officers	58	±4	98	2	0	±3
Navy Enlisted	68	±3	97	3	0	±2
E1 – E4	67	±4	96	4	0	±2
Navy Officers	54	±4	99	1	0	±2
Marine Corps Enlisted	62	±2	96	4	0	±1
E1 – E4	62	±3	96	4	0	±2
Marine Corps Officers	59	±4	96	4	0	±8
Air Force Enlisted	54	±3	97	2	1	±3
E1 – E4	51	±4	98	2	0	±2
Air Force Officers	48	±4	97	2	1	±3
MALES	55	±2	97	3	1	±1
Army	60	±3	96	4	1	±2
Navy	60	±4	97	2	1	±2
Marine Corps	55	±2	97	3	0	±1
Air Force	43	±3	98	2	0	±2
Enlisted	57	±2	96	3	1	±1
E1 – E4	56	±3	95	4	1	±2
E5 – E9	58	±2	98	2	0	±1
Officers	47	±3	98	2	0	±2
O1 – O3	46	±4	98	2	0	±3
O4 – O6	45	±5	98	2	0	±3
Experienced USC	74	±13	77	12	NR	±17
Not Experienced USC	55	±2	97	3	0	±1
Experienced SH	84	±6	89	8	3	±8
Not Experienced SH	54	±2	97	3	0	±1
Deployed Past 12 Months	59	±3	97	3	0	±2
Not Deployed Past 12 Months	53	±2	96	3	1	±2
Army Enlisted	61	±4	95	4	1	±3
E1 – E4	61	±5	93	5	1	±4
Army Officers	50	±6	98	2	0	±3
Navy Enlisted	63	±4	97	2	1	±3
E1 – E4	61	±7	96	2	1	±5
Navy Officers	48	±5	97	3	0	±4
Marine Corps Enlisted	56	±2	97	3	0	±1
E1 – E4	56	±3	97	3	0	±2
Marine Corps Officers	45	±3	99	1	0	±2
Air Force Enlisted	44	±3	98	2	0	±2
E1 – E4	41	±5	97	2	0	±4
Air Force Officers	40	±6	99	1	1	±4

Note. Percent responding are active duty members who answered the question and who experienced potentially discriminatory behavior (Q27).

NR: Not reportable

**29. Do you consider ANY of the behaviors which you marked as happening to you in the previous question to have been...
e. Other?**

1. None

2. Some

3. All

	Percent Responding		Percentages			Max ME
			1	2	3	
TOTAL	55	±2	88	9	3	±2
Army	59	±3	86	10	3	±3
Navy	60	±3	88	9	3	±3
Marine Corps	54	±2	89	8	2	±2
Air Force	44	±3	90	8	2	±2
Enlisted	57	±2	87	9	3	±2
E1 – E4	56	±3	87	9	4	±3
E1 – E3	50	±4	89	9	3	±3
E4	63	±3	85	10	5	±4
E5 – E9	57	±2	88	10	2	±2
E5 – E6	60	±2	88	10	2	±2
E7 – E9	49	±4	88	10	2	±4
Officers	47	±3	89	9	2	±3
O1 – O3	47	±4	89	9	1	±4
O4 – O6	45	±4	90	7	3	±4
Deployed Past 12 Months	60	±3	86	11	3	±3
Not Deployed Past 12 Months	53	±2	89	8	3	±2
Non-Hispanic White	54	±2	88	9	3	±2
Total Minority	56	±2	87	10	3	±2
Non-Hispanic Black	54	±4	88	10	2	±3
Hispanic	55	±4	89	9	2	±3
Experienced USC	75	±8	74	15	10	±10
Not Experienced USC	55	±2	88	9	3	±2
Experienced SH	80	±4	79	15	7	±5
Not Experienced SH	53	±2	89	9	3	±2
FEMALES	59	±2	86	11	3	±2
Army	63	±2	84	12	4	±3
Navy	64	±3	85	11	4	±2
Marine Corps	60	±2	87	10	3	±2
Air Force	51	±2	90	8	2	±2
Enlisted	61	±2	86	11	3	±2
E1 – E4	61	±2	86	10	4	±2
E5 – E9	61	±2	85	12	3	±2
Officers	52	±2	88	9	4	±3
O1 – O3	53	±3	89	8	3	±4
O4 – O6	50	±4	86	10	4	±4
Experienced USC	78	±5	82	13	5	±5
Not Experienced USC	58	±2	86	10	3	±2
Experienced SH	79	±2	81	14	5	±3
Not Experienced SH	53	±2	88	9	3	±2
Deployed Past 12 Months	65	±3	86	11	3	±3
Not Deployed Past 12 Months	57	±2	86	11	3	±2

Note. Percent responding are active duty members who answered the question and who experienced potentially discriminatory behavior (Q27).

29. Do you consider ANY of the behaviors which you marked as happening to you in the previous question to have been...
e. Other?

	Percent Responding		Percentages			Max ME
			1	2	3	
Army Enlisted	64	±3	83	13	4	±3
E1 – E4	63	±4	84	12	4	±4
Army Officers	57	±4	88	8	4	±4
Navy Enlisted	67	±3	84	12	4	±3
E1 – E4	66	±4	86	10	4	±4
Navy Officers	52	±4	89	8	3	±4
Marine Corps Enlisted	61	±2	87	10	3	±2
E1 – E4	61	±3	88	10	3	±2
Marine Corps Officers	59	±4	85	13	2	±6
Air Force Enlisted	52	±3	90	8	2	±2
E1 – E4	50	±4	91	7	2	±3
Air Force Officers	46	±4	87	10	3	±9
MALES	54	±2	88	9	3	±2
Army	58	±3	87	10	3	±3
Navy	59	±4	88	9	3	±3
Marine Corps	54	±2	89	8	2	±2
Air Force	42	±3	90	8	2	±3
Enlisted	56	±2	88	9	3	±2
E1 – E4	56	±3	87	9	4	±3
E5 – E9	56	±2	89	9	2	±2
Officers	46	±3	90	9	2	±3
O1 – O3	46	±4	89	10	1	±5
O4 – O6	44	±5	91	7	2	±5
Experienced USC	73	±13	68	17	16	±17
Not Experienced USC	54	±2	88	9	3	±2
Experienced SH	81	±7	77	15	8	±9
Not Experienced SH	53	±2	89	9	3	±2
Deployed Past 12 Months	59	±3	86	11	3	±3
Not Deployed Past 12 Months	52	±2	89	8	3	±2
Army Enlisted	60	±4	86	10	4	±3
E1 – E4	60	±5	86	9	5	±5
Army Officers	50	±6	88	11	0	±6
Navy Enlisted	62	±4	88	9	3	±4
E1 – E4	60	±7	87	9	4	±7
Navy Officers	46	±5	91	6	2	±5
Marine Corps Enlisted	55	±2	89	9	2	±2
E1 – E4	55	±3	88	9	2	±2
Marine Corps Officers	45	±3	93	5	2	±3
Air Force Enlisted	43	±3	90	8	2	±3
E1 – E4	41	±5	90	6	3	±5
Air Force Officers	39	±6	90	7	3	±7

Note. Percent responding are active duty members who answered the question and who experienced potentially discriminatory behavior (Q27).

29. Sex Discrimination incident rate: Constructed from Q27 and 29a. Sex Discrimination comprises three types of potentially discriminatory behaviors: discrimination in evaluations, career development, and assignments.

	Percent Responding		Percentages	Max ME	Sex Discrimination
			Incident Rate		
TOTAL	100	±0	3	±1	
Army	100	±0	4	±1	
Navy	100	±0	4	±1	
Marine Corps	100	±0	2	±1	
Air Force	100	±0	2	±1	
Enlisted	100	±0	3	±1	
E1 – E4	100	±0	3	±1	
E1 – E3	100	±0	3	±1	
E4	100	±0	4	±2	
E5 – E9	100	±0	3	±1	
E5 – E6	100	±0	3	±1	
E7 – E9	100	±0	2	±1	
Officers	100	±0	4	±1	
O1 – O3	100	±0	3	±1	
O4 – O6	100	±0	4	±2	
Deployed Past 12 Months	100	±0	4	±1	
Not Deployed Past 12 Months	100	±0	3	±1	
Non-Hispanic White	100	±0	3	±1	
Total Minority	100	±0	3	±1	
Non-Hispanic Black	100	±0	4	±1	
Hispanic	100	±0	3	±1	
Experienced USC	100	±0	21	±6	
Not Experienced USC	100	±0	3	±1	
Experienced SH	100	±0	20	±3	
Not Experienced SH	100	±0	2	±1	
FEMALES	100	±0	12	±1	
Army	100	±0	17	±2	
Navy	100	±0	12	±2	
Marine Corps	100	±0	15	±2	
Air Force	100	±0	7	±2	
Enlisted	100	±0	12	±1	
E1 – E4	100	±0	12	±2	
E5 – E9	100	±0	12	±2	
Officers	100	±0	13	±2	
O1 – O3	100	±0	12	±2	
O4 – O6	100	±0	12	±3	
Experienced USC	100	±0	35	±5	
Not Experienced USC	100	±0	11	±1	
Experienced SH	100	±0	32	±3	
Not Experienced SH	100	±0	6	±1	
Deployed Past 12 Months	100	±0	18	±2	
Not Deployed Past 12 Months	100	±0	11	±1	

Note. Percent responding are active duty members who answered the question. Sex Discrimination incident rate indicates the percentage of members who experienced Evaluation, Assignment, or Career discriminatory behaviors in the 12 months before responding to the survey (Q27) and who indicated they considered at least some of the behaviors experienced to be sex discrimination (Q29a). The overall Cronbach's coefficient alpha without the inclusion of Q29a = 0.86 (males = 0.85 and females = 0.85).

29. Sex Discrimination incident rate: Constructed from Q27 and 29a. Sex Discrimination comprises three types of potentially discriminatory behaviors: discrimination in evaluations, career development, and assignments.

	Percent Responding		Percentages		Sex Discrimination
			Incident Rate	Max ME	
Army Enlisted	100	±0	16	±2	■
E1 – E4	100	±0	15	±3	■
Army Officers	100	±0	17	±3	■
Navy Enlisted	100	±0	12	±2	■
E1 – E4	100	±0	12	±3	■
Navy Officers	100	±0	10	±3	■
Marine Corps Enlisted	100	±0	15	±2	■
E1 – E4	100	±0	14	±2	■
Marine Corps Officers	100	±0	20	±4	■
Air Force Enlisted	100	±0	7	±2	■
E1 – E4	100	±0	7	±3	■
Air Force Officers	100	±0	7	±2	■
MALES	100	±0	2	±1	
Army	100	±0	2	±1	
Navy	100	±0	2	±2	
Marine Corps	100	±0	1	±1	
Air Force	100	±0	1	±1	
Enlisted	100	±0	2	±1	
E1 – E4	100	±0	2	±1	
E5 – E9	100	±0	2	±1	
Officers	100	±0	2	±1	
O1 – O3	100	±0	1	±2	
O4 – O6	100	±0	3	±2	
Experienced USC	100	±0	9	±13	■
Not Experienced USC	100	±0	2	±1	
Experienced SH	100	±0	8	±6	■
Not Experienced SH	100	±0	2	±1	
Deployed Past 12 Months	100	±0	2	±1	
Not Deployed Past 12 Months	100	±0	2	±1	
Army Enlisted	100	±0	2	±2	
E1 – E4	100	±0	2	±3	
Army Officers	100	±0	1	±2	
Navy Enlisted	100	±0	2	±2	
E1 – E4	100	±0	2	±3	
Navy Officers	100	±0	3	±3	
Marine Corps Enlisted	100	±0	2	±1	
E1 – E4	100	±0	2	±1	
Marine Corps Officers	100	±0	1	±1	
Air Force Enlisted	100	±0	1	±1	
E1 – E4	100	±0	1	±2	
Air Force Officers	100	±0	2	±3	

Note. Percent responding are active duty members who answered the question. Sex Discrimination incident rate indicates the percentage of members who experienced Evaluation, Assignment, or Career discriminatory behaviors in the 12 months before responding to the survey (Q27) and who indicated they considered at least some of the behaviors experienced to be sex discrimination (Q29a). The overall Cronbach's coefficient alpha without the inclusion of Q29a = 0.86 (males = 0.85 and females = 0.85).

30. How often during the past 12 months have you been in situations involving military personnel (active duty or Reserve), DoD/Service civilian employees, and/or contractors where one or more of these individuals (of either gender)...
a. Repeatedly told sexual stories or jokes that were offensive to you?

1. Never
 2. Once or twice
 3. Sometimes
 4. Often
 5. Very often

	Percent Responding		Percentages					Max ME	Frequency of Behaviors		
			1	2	3	4	5				
TOTAL	99	±1	82	11	5	2	1	±1	1.3	±0.1	
Army	99	±1	79	12	5	3	1	±2	1.4	±0.1	
Navy	99	±1	80	12	6	1	1	±3	1.3	±0.1	
Marine Corps	99	±1	85	9	4	1	1	±1	1.2	±0.1	
Air Force	99	±1	88	8	3	1	1	±2	1.2	±0.1	
Enlisted	99	±1	82	10	5	2	1	±2	1.3	±0.1	
E1 – E4	99	±1	80	11	5	2	1	±2	1.3	±0.1	
E1 – E3	99	±1	82	9	6	2	1	±3	1.3	±0.1	
E4	100	±1	79	12	5	3	1	±3	1.4	±0.1	
E5 – E9	99	±1	84	10	4	1	1	±2	1.3	±0.1	
E5 – E6	99	±1	83	10	4	1	1	±2	1.3	±0.1	
E7 – E9	99	±1	86	9	3	1	0	±3	1.2	±0.1	
Officers	99	±1	82	13	3	1	0	±2	1.2	±0.1	
O1 – O3	99	±1	81	13	4	1	0	±3	1.3	±0.1	
O4 – O6	100	±1	83	13	2	1	0	±3	1.2	±0.1	
Deployed Past 12 Months	99	±1	80	12	5	2	1	±2	1.3	±0.1	
Not Deployed Past 12 Months	99	±1	83	10	4	2	1	±2	1.3	±0.1	
Non-Hispanic White	99	±1	83	11	4	2	1	±2	1.3	±0.1	
Total Minority	99	±1	81	11	5	2	1	±2	1.3	±0.1	
Non-Hispanic Black	99	±1	81	10	5	2	1	±3	1.3	±0.1	
Hispanic	99	±1	81	10	5	2	1	±3	1.3	±0.1	
Experienced USC	97	±4	44	19	17	10	11	±9	2.3	±0.3	
Not Experienced USC	99	±1	83	11	4	2	1	±1	1.3	±0.1	
Experienced SH	100	±1	19	36	24	12	10	±5	2.6	±0.1	
Not Experienced SH	99	±1	87	9	3	1	0	±1	1.2	±0.1	
FEMALES	99	±1	66	19	8	4	3	±2	1.6	±0.1	
Army	99	±1	61	21	9	5	3	±3	1.7	±0.1	
Navy	99	±1	60	22	10	4	4	±3	1.7	±0.1	
Marine Corps	100	±1	59	22	11	5	3	±2	1.7	±0.1	
Air Force	99	±1	77	14	5	2	2	±2	1.4	±0.1	
Enlisted	99	±1	66	18	9	4	3	±2	1.6	±0.1	
E1 – E4	99	±1	64	17	9	5	4	±2	1.7	±0.1	
E5 – E9	99	±1	67	19	8	3	2	±2	1.5	±0.1	
Officers	99	±1	67	22	7	3	1	±2	1.5	±0.1	
O1 – O3	99	±1	64	24	8	4	1	±3	1.5	±0.1	
O4 – O6	99	±1	74	19	5	1	0	±4	1.3	±0.1	
Experienced USC	100	±1	28	22	21	13	15	±5	2.6	±0.2	
Not Experienced USC	99	±1	68	19	7	4	2	±2	1.5	±0.1	
Experienced SH	100	±1	19	35	22	14	11	±3	2.6	±0.1	
Not Experienced SH	99	±1	80	14	4	1	0	±2	1.3	±0.1	
Deployed Past 12 Months	99	±1	58	21	11	6	4	±3	1.8	±0.1	
Not Deployed Past 12 Months	99	±1	68	18	8	3	3	±2	1.5	±0.1	

Note. Percent responding are active duty members who answered the question.

30. How often during the past 12 months have you been in situations involving military personnel (active duty or Reserve), DoD/Service civilian employees, and/or contractors where one or more of these individuals (of either gender)...
a. Repeatedly told sexual stories or jokes that were offensive to you?

	Percent Responding		Percentages					Max ME	Frequency of Behaviors		
			1	2	3	4	5				
Army Enlisted	99	±1	61	20	9	6	3	±3	1.7	±0.1	■
E1 – E4	99	±1	62	18	9	7	4	±4	1.7	±0.1	■
Army Officers	100	±1	62	24	9	4	0	±4	1.6	±0.1	■
Navy Enlisted	99	±1	60	21	10	5	4	±3	1.7	±0.1	■
E1 – E4	99	±1	59	20	10	5	6	±4	1.8	±0.1	■
Navy Officers	99	±1	65	26	6	2	2	±4	1.5	±0.1	■
Marine Corps Enlisted	100	±1	59	21	11	5	3	±2	1.7	±0.1	■
E1 – E4	100	±1	59	21	11	6	3	±3	1.8	±0.1	■
Marine Corps Officers	100	±1	58	29	8	4	0	±4	1.6	±0.1	■
Air Force Enlisted	99	±1	77	13	5	2	2	±2	1.4	±0.1	■
E1 – E4	99	±1	74	13	7	3	3	±4	1.5	±0.1	■
Air Force Officers	99	±1	75	17	6	2	0	±4	1.3	±0.1	■
MALES	99	±1	85	9	4	1	1	±2	1.2	±0.1	■
Army	99	±1	82	11	5	2	1	±3	1.3	±0.1	■
Navy	99	±1	83	10	5	1	1	±3	1.2	±0.1	■
Marine Corps	99	±1	87	8	4	1	1	±1	1.2	±0.1	■
Air Force	99	±1	90	7	2	1	0	±2	1.1	±0.1	■
Enlisted	99	±1	85	9	4	1	1	±2	1.2	±0.1	■
E1 – E4	99	±1	83	9	5	2	1	±3	1.3	±0.1	■
E5 – E9	99	±1	87	8	3	1	1	±2	1.2	±0.1	■
Officers	99	±1	85	12	3	1	0	±3	1.2	±0.1	■
O1 – O3	99	±1	85	11	3	1	0	±4	1.2	±0.1	■
O4 – O6	100	±1	85	13	2	1	0	±4	1.2	±0.1	■
Experienced USC	95	±7	58	15	13	NR	8	±15	1.9	±0.4	■
Not Experienced USC	99	±1	85	9	4	1	1	±2	1.2	±0.1	■
Experienced SH	100	±1	20	36	26	10	9	±8	2.5	±0.2	■
Not Experienced SH	99	±1	88	8	3	1	0	±2	1.2	±0.1	■
Deployed Past 12 Months	99	±1	83	11	4	1	1	±3	1.3	±0.1	■
Not Deployed Past 12 Months	99	±1	86	9	4	1	1	±2	1.2	±0.1	■
Army Enlisted	99	±1	81	10	5	2	1	±3	1.3	±0.1	■
E1 – E4	100	±1	79	11	6	4	1	±5	1.4	±0.1	■
Army Officers	99	±1	84	12	3	1	0	±5	1.2	±0.1	■
Navy Enlisted	99	±1	83	10	5	1	1	±4	1.3	±0.1	■
E1 – E4	99	±2	81	12	5	0	1	±6	1.3	±0.1	■
Navy Officers	99	±1	85	10	3	1	0	±4	1.2	±0.1	■
Marine Corps Enlisted	99	±1	87	8	4	1	1	±2	1.2	±0.1	■
E1 – E4	99	±1	87	7	4	1	1	±2	1.2	±0.1	■
Marine Corps Officers	99	±1	87	9	3	0	0	±3	1.2	±0.1	■
Air Force Enlisted	100	±1	92	5	2	1	0	±2	1.1	±0.1	■
E1 – E4	100	±1	91	6	2	1	0	±4	1.1	±0.1	■
Air Force Officers	99	±2	84	14	2	0	0	±5	1.2	±0.1	■

Note. Percent responding are active duty members who answered the question.

NR: Not reportable

30. How often during the past 12 months have you been in situations involving military personnel (active duty or Reserve), DoD/Service civilian employees, and/or contractors where one or more of these individuals (of either gender)...

b. Referred to people of your gender in insulting or offensive terms?

- 1. Never
- 2. Once or twice
- 3. Sometimes
- 4. Often
- 5. Very often

	Percent Responding		Percentages					Max ME	Frequency of Behaviors		
			1	2	3	4	5				
TOTAL	99	±1	84	9	5	2	1	±1	1.3	±0.1	■
Army	99	±1	82	10	5	2	1	±2	1.3	±0.1	■
Navy	99	±1	82	9	6	2	1	±2	1.3	±0.1	■
Marine Corps	99	±1	85	7	5	1	1	±1	1.3	±0.1	■
Air Force	99	±1	89	6	3	1	1	±2	1.2	±0.1	■
Enlisted	99	±1	84	8	5	2	1	±2	1.3	±0.1	■
E1 – E4	99	±1	83	8	6	2	1	±2	1.3	±0.1	■
E1 – E3	99	±1	84	8	5	2	1	±3	1.3	±0.1	■
E4	99	±1	80	9	6	3	2	±3	1.4	±0.1	■
E5 – E9	99	±1	85	8	4	1	1	±2	1.2	±0.1	■
E5 – E6	99	±1	84	9	5	2	1	±2	1.3	±0.1	■
E7 – E9	99	±1	88	8	3	1	0	±2	1.2	±0.1	■
Officers	99	±1	85	10	3	1	0	±2	1.2	±0.1	■
O1 – O3	99	±1	83	12	4	1	0	±3	1.2	±0.1	■
O4 – O6	99	±1	88	9	2	0	0	±3	1.2	±0.1	■
Deployed Past 12 Months	98	±1	83	9	5	2	1	±2	1.3	±0.1	■
Not Deployed Past 12 Months	99	±1	84	9	5	1	1	±2	1.3	±0.1	■
Non-Hispanic White	99	±1	86	8	4	1	1	±2	1.2	±0.1	■
Total Minority	99	±1	82	9	6	2	1	±2	1.3	±0.1	■
Non-Hispanic Black	98	±1	83	9	6	2	1	±3	1.3	±0.1	■
Hispanic	99	±1	81	10	5	3	1	±3	1.3	±0.1	■
Experienced USC	96	±4	44	17	17	10	13	±9	2.3	±0.3	■
Not Experienced USC	99	±1	85	9	4	1	1	±1	1.2	±0.1	■
Experienced SH	99	±1	27	28	23	13	9	±5	2.5	±0.2	■
Not Experienced SH	99	±1	88	7	3	1	0	±1	1.2	±0.1	■
FEMALES	99	±1	63	18	11	5	3	±2	1.7	±0.1	■
Army	99	±1	59	20	11	6	3	±3	1.7	±0.1	■
Navy	99	±1	58	19	13	6	4	±3	1.8	±0.1	■
Marine Corps	99	±1	49	21	16	8	6	±2	2.0	±0.1	■
Air Force	99	±1	74	14	7	3	2	±2	1.4	±0.1	■
Enlisted	99	±1	62	17	11	5	4	±2	1.7	±0.1	■
E1 – E4	99	±1	60	17	12	6	5	±2	1.8	±0.1	■
E5 – E9	99	±1	65	18	10	5	2	±2	1.6	±0.1	■
Officers	99	±1	65	22	9	3	1	±2	1.5	±0.1	■
O1 – O3	99	±1	61	24	10	4	1	±3	1.6	±0.1	■
O4 – O6	99	±1	70	20	8	2	1	±4	1.4	±0.1	■
Experienced USC	98	±2	24	18	26	16	17	±5	2.8	±0.2	■
Not Experienced USC	99	±1	65	18	10	4	2	±2	1.6	±0.1	■
Experienced SH	99	±1	18	29	26	16	12	±3	2.8	±0.1	■
Not Experienced SH	99	±1	77	15	6	2	1	±2	1.3	±0.1	■
Deployed Past 12 Months	99	±1	55	21	13	7	4	±3	1.8	±0.1	■
Not Deployed Past 12 Months	99	±1	65	17	10	4	3	±2	1.6	±0.1	■

Note. Percent responding are active duty members who answered the question.

30. How often during the past 12 months have you been in situations involving military personnel (active duty or Reserve), DoD/Service civilian employees, and/or contractors where one or more of these individuals (of either gender)...
b. Referred to people of your gender in insulting or offensive terms?

	Percent Responding		Percentages					Max ME	Frequency of Behaviors		
			1	2	3	4	5				
Army Enlisted	98	±1	59	20	11	6	4	±3	1.8	±0.1	
E1 – E4	98	±1	60	17	12	6	5	±4	1.8	±0.1	
Army Officers	99	±1	61	23	11	4	1	±4	1.6	±0.1	
Navy Enlisted	99	±1	57	18	14	7	4	±3	1.8	±0.1	
E1 – E4	99	±1	55	17	15	7	6	±4	1.9	±0.1	
Navy Officers	99	±1	63	25	8	2	1	±4	1.5	±0.1	
Marine Corps Enlisted	99	±1	49	20	16	9	6	±2	2.0	±0.1	
E1 – E4	99	±1	49	19	15	9	7	±3	2.1	±0.1	
Marine Corps Officers	99	±1	46	29	16	6	2	±4	1.9	±0.1	
Air Force Enlisted	99	±1	75	13	7	3	3	±2	1.5	±0.1	
E1 – E4	99	±1	71	14	8	4	4	±4	1.6	±0.1	
Air Force Officers	99	±1	72	19	7	2	1	±4	1.4	±0.1	
MALES	99	±1	88	7	4	1	1	±2	1.2	±0.1	
Army	99	±1	85	9	4	1	1	±3	1.2	±0.1	
Navy	99	±1	87	7	4	1	0	±3	1.2	±0.1	
Marine Corps	99	±1	88	6	4	1	1	±1	1.2	±0.1	
Air Force	99	±1	93	5	2	0	0	±2	1.1	±0.1	
Enlisted	99	±1	87	7	4	1	1	±2	1.2	±0.1	
E1 – E4	99	±1	87	7	5	1	1	±2	1.2	±0.1	
E5 – E9	99	±1	88	7	3	1	1	±2	1.2	±0.1	
Officers	99	±1	89	8	2	0	0	±2	1.1	±0.1	
O1 – O3	99	±1	88	9	3	1	0	±3	1.2	±0.1	
O4 – O6	99	±1	91	8	2	0	0	±3	1.1	±0.1	
Experienced USC	95	±7	61	16	9	5	9	±15	1.8	±0.4	
Not Experienced USC	99	±1	88	7	4	1	0	±2	1.2	±0.1	
Experienced SH	99	±2	35	28	20	11	6	±9	2.2	±0.2	
Not Experienced SH	99	±1	90	6	3	1	0	±1	1.2	±0.1	
Deployed Past 12 Months	98	±1	87	8	4	1	1	±2	1.2	±0.1	
Not Deployed Past 12 Months	99	±1	88	7	4	1	0	±2	1.2	±0.1	
Army Enlisted	99	±1	85	9	5	2	1	±3	1.3	±0.1	
E1 – E4	99	±1	84	8	5	2	1	±4	1.3	±0.1	
Army Officers	98	±2	87	10	2	0	0	±4	1.2	±0.1	
Navy Enlisted	99	±1	86	7	5	1	1	±3	1.2	±0.1	
E1 – E4	98	±2	85	8	6	1	1	±6	1.3	±0.1	
Navy Officers	98	±2	90	6	3	1	0	±4	1.1	±0.1	
Marine Corps Enlisted	99	±1	88	6	4	1	1	±2	1.2	±0.1	
E1 – E4	99	±1	88	6	4	1	1	±2	1.2	±0.1	
Marine Corps Officers	99	±1	91	6	2	1	0	±2	1.1	±0.1	
Air Force Enlisted	99	±1	93	4	2	1	0	±2	1.1	±0.1	
E1 – E4	99	±1	94	3	2	1	0	±3	1.1	±0.1	
Air Force Officers	99	±1	91	7	2	0	0	±4	1.1	±0.1	

Note. Percent responding are active duty members who answered the question.

30. How often during the past 12 months have you been in situations involving military personnel (active duty or Reserve), DoD/Service civilian employees, and/or contractors where one or more of these individuals (of either gender)...
c. Made unwelcome attempts to draw you into a discussion of sexual matters (e.g., attempted to discuss or comment on your sex life)?

1. Never
 2. Once or twice
 3. Sometimes
 4. Often
 5. Very often

	Percent Responding		Percentages					Max ME	Frequency of Behaviors		
			1	2	3	4	5				
TOTAL	99	±1	87	7	4	1	1	±1	1.2	±0.1	
Army	99	±1	85	8	5	1	1	±2	1.2	±0.1	
Navy	99	±1	85	8	5	1	1	±2	1.2	±0.1	
Marine Corps	99	±1	88	6	4	1	1	±1	1.2	±0.1	
Air Force	99	±1	92	5	2	1	0	±2	1.1	±0.1	
Enlisted	99	±1	87	7	4	1	1	±2	1.2	±0.1	
E1 – E4	99	±1	84	8	5	2	1	±2	1.3	±0.1	
E1 – E3	99	±1	84	8	6	2	1	±3	1.3	±0.1	
E4	99	±1	83	9	5	2	1	±3	1.3	±0.1	
E5 – E9	99	±1	90	6	3	1	1	±1	1.2	±0.1	
E5 – E6	99	±1	89	6	3	1	1	±2	1.2	±0.1	
E7 – E9	99	±1	93	5	1	0	0	±2	1.1	±0.1	
Officers	99	±1	91	7	2	0	0	±2	1.1	±0.1	
O1 – O3	99	±1	88	8	3	1	0	±3	1.2	±0.1	
O4 – O6	99	±1	93	5	1	0	0	±2	1.1	±0.1	
Deployed Past 12 Months	99	±1	86	7	4	1	1	±2	1.2	±0.1	
Not Deployed Past 12 Months	99	±1	88	7	4	1	1	±2	1.2	±0.1	
Non-Hispanic White	99	±1	88	7	3	1	1	±2	1.2	±0.1	
Total Minority	99	±1	86	7	5	1	1	±2	1.2	±0.1	
Non-Hispanic Black	99	±1	87	6	5	1	1	±3	1.2	±0.1	
Hispanic	99	±1	86	7	4	1	1	±3	1.2	±0.1	
Experienced USC	96	±4	39	20	20	10	11	±9	2.3	±0.3	
Not Experienced USC	99	±1	88	7	4	1	1	±1	1.2	±0.1	
Experienced SH	100	±1	28	30	24	10	8	±5	2.4	±0.1	
Not Experienced SH	99	±1	92	5	2	0	0	±1	1.1	±0.1	
FEMALES	99	±1	75	12	7	3	2	±1	1.4	±0.1	
Army	99	±1	72	14	8	4	3	±2	1.5	±0.1	
Navy	99	±1	70	15	9	4	2	±3	1.5	±0.1	
Marine Corps	99	±1	69	15	10	4	2	±2	1.6	±0.1	
Air Force	99	±1	85	8	4	2	1	±2	1.3	±0.1	
Enlisted	99	±1	74	13	8	3	3	±2	1.5	±0.1	
E1 – E4	99	±1	71	13	9	4	3	±2	1.6	±0.1	
E5 – E9	99	±1	78	12	6	3	1	±2	1.4	±0.1	
Officers	99	±1	81	12	5	2	0	±2	1.3	±0.1	
O1 – O3	99	±1	79	13	5	2	0	±3	1.3	±0.1	
O4 – O6	99	±1	87	9	3	1	0	±3	1.2	±0.1	
Experienced USC	99	±1	30	20	20	15	14	±5	2.6	±0.2	
Not Experienced USC	99	±1	78	12	6	2	1	±1	1.4	±0.1	
Experienced SH	100	±1	29	30	21	11	8	±3	2.4	±0.1	
Not Experienced SH	99	±1	89	7	3	1	0	±1	1.2	±0.1	
Deployed Past 12 Months	99	±1	68	15	10	5	3	±3	1.6	±0.1	
Not Deployed Past 12 Months	99	±1	78	12	6	2	2	±2	1.4	±0.1	

Note. Percent responding are active duty members who answered the question.

30. How often during the past 12 months have you been in situations involving military personnel (active duty or Reserve), DoD/Service civilian employees, and/or contractors where one or more of these individuals (of either gender)...
- c. Made unwelcome attempts to draw you into a discussion of sexual matters (e.g., attempted to discuss or comment on your sex life)?

	Percent Responding		Percentages					Max ME	Frequency of Behaviors		
			1	2	3	4	5				
Army Enlisted	99	±1	70	14	9	4	3	±3	1.6	±0.1	■
E1 – E4	99	±1	70	13	9	4	4	±4	1.6	±0.1	■
Army Officers	100	±1	78	13	6	3	0	±4	1.3	±0.1	■
Navy Enlisted	99	±1	68	15	10	4	3	±3	1.6	±0.1	■
E1 – E4	99	±1	65	16	11	4	4	±4	1.7	±0.1	■
Navy Officers	99	±1	79	14	5	1	1	±3	1.3	±0.1	■
Marine Corps Enlisted	99	±1	68	15	10	5	2	±2	1.6	±0.1	■
E1 – E4	99	±1	66	15	11	5	3	±3	1.6	±0.1	■
Marine Corps Officers	99	±1	76	16	6	2	0	±3	1.3	±0.1	■
Air Force Enlisted	99	±1	85	8	4	2	1	±2	1.3	±0.1	■
E1 – E4	99	±1	80	10	6	2	2	±3	1.4	±0.1	■
Air Force Officers	99	±1	88	8	3	1	0	±3	1.2	±0.1	■
MALES	99	±1	89	6	3	1	1	±2	1.2	±0.1	■
Army	99	±1	87	7	4	1	1	±3	1.2	±0.1	■
Navy	99	±1	88	7	4	1	0	±3	1.2	±0.1	■
Marine Corps	99	±1	90	5	3	1	1	±1	1.2	±0.1	■
Air Force	99	±1	94	4	1	0	0	±2	1.1	±0.1	■
Enlisted	99	±1	89	6	4	1	1	±2	1.2	±0.1	■
E1 – E4	99	±1	86	7	5	1	1	±3	1.2	±0.1	■
E5 – E9	99	±1	92	5	2	0	1	±2	1.1	±0.1	■
Officers	99	±1	92	6	2	0	0	±2	1.1	±0.1	■
O1 – O3	99	±1	91	6	3	0	0	±3	1.1	±0.1	■
O4 – O6	99	±1	94	5	1	0	0	±3	1.1	±0.1	■
Experienced USC	94	±7	47	21	19	NR	9	±16	2.1	±0.4	■
Not Experienced USC	99	±1	90	6	3	1	0	±1	1.2	±0.1	■
Experienced SH	100	±1	27	31	27	9	7	±9	2.4	±0.2	■
Not Experienced SH	99	±1	92	5	2	0	0	±1	1.1	±0.1	■
Deployed Past 12 Months	99	±1	89	6	4	1	1	±2	1.2	±0.1	■
Not Deployed Past 12 Months	99	±1	90	6	3	1	0	±2	1.2	±0.1	■
Army Enlisted	99	±1	86	7	4	1	1	±3	1.2	±0.1	■
E1 – E4	99	±2	83	9	6	1	1	±5	1.3	±0.1	■
Army Officers	99	±1	92	6	2	0	0	±4	1.1	±0.1	■
Navy Enlisted	99	±1	87	7	4	1	1	±3	1.2	±0.1	■
E1 – E4	99	±2	84	8	6	2	1	±6	1.3	±0.1	■
Navy Officers	99	±1	91	7	2	0	0	±4	1.1	±0.1	■
Marine Corps Enlisted	99	±1	89	6	4	1	1	±1	1.2	±0.1	■
E1 – E4	99	±1	89	6	4	1	1	±2	1.2	±0.1	■
Marine Corps Officers	99	±1	94	4	2	0	0	±2	1.1	±0.1	■
Air Force Enlisted	100	±1	94	4	2	0	0	±2	1.1	±0.1	■
E1 – E4	99	±1	92	4	3	1	0	±4	1.1	±0.1	■
Air Force Officers	99	±2	93	5	1	0	0	±4	1.1	±0.1	■

Note. Percent responding are active duty members who answered the question.

NR: Not reportable

30. How often during the past 12 months have you been in situations involving military personnel (active duty or Reserve), DoD/Service civilian employees, and/or contractors where one or more of these individuals (of either gender)...
d. Treated you "differently" because of your gender (e.g., mistreated, slighted, or ignored you)?

1. Never
 2. Once or twice
 3. Sometimes
 4. Often
 5. Very often

	Percent Responding		Percentages					Max ME	Frequency of Behaviors		
			1	2	3	4	5				
TOTAL	99	±1	91	4	3	1	1	±1	1.2	±0.1	
Army	99	±1	89	5	4	1	1	±2	1.2	±0.1	
Navy	99	±1	90	5	4	1	1	±2	1.2	±0.1	
Marine Corps	99	±1	93	3	3	1	0	±1	1.1	±0.1	
Air Force	99	±1	94	3	2	1	1	±1	1.1	±0.1	
Enlisted	99	±1	91	4	3	1	1	±1	1.2	±0.1	
E1 – E4	99	±1	90	5	4	1	1	±2	1.2	±0.1	
E1 – E3	99	±1	90	4	4	1	1	±2	1.2	±0.1	
E4	99	±1	89	5	4	1	2	±2	1.2	±0.1	
E5 – E9	99	±1	92	4	3	1	1	±1	1.1	±0.1	
E5 – E6	99	±1	91	4	3	1	1	±2	1.2	±0.1	
E7 – E9	99	±1	95	2	2	0	0	±1	1.1	±0.1	
Officers	99	±1	92	5	2	1	0	±2	1.1	±0.1	
O1 – O3	99	±1	91	5	3	1	0	±2	1.1	±0.1	
O4 – O6	99	±1	92	5	2	0	0	±2	1.1	±0.1	
Deployed Past 12 Months	99	±1	90	5	3	1	1	±2	1.2	±0.1	
Not Deployed Past 12 Months	99	±1	91	4	3	1	1	±1	1.2	±0.1	
Non-Hispanic White	99	±1	92	4	3	1	1	±1	1.1	±0.1	
Total Minority	99	±1	89	5	4	1	1	±2	1.2	±0.1	
Non-Hispanic Black	99	±1	89	5	5	1	1	±2	1.2	±0.1	
Hispanic	99	±1	90	5	3	1	1	±2	1.2	±0.1	
Experienced USC	96	±4	53	15	15	7	10	±8	2.0	±0.3	■
Not Experienced USC	99	±1	92	4	3	1	1	±1	1.1	±0.1	
Experienced SH	100	±1	52	20	15	6	7	±5	2.0	±0.1	■
Not Experienced SH	99	±1	94	3	2	0	0	±1	1.1	±0.1	
FEMALES	99	±1	68	15	9	4	3	±2	1.6	±0.1	■
Army	99	±1	63	17	11	5	4	±2	1.7	±0.1	■
Navy	99	±1	66	16	10	5	3	±3	1.6	±0.1	■
Marine Corps	99	±1	58	18	13	6	4	±2	1.8	±0.1	■
Air Force	99	±1	80	10	6	2	2	±2	1.4	±0.1	■
Enlisted	99	±1	68	14	10	4	3	±2	1.6	±0.1	■
E1 – E4	99	±1	67	15	10	5	4	±2	1.6	±0.1	■
E5 – E9	99	±1	71	14	9	4	3	±2	1.5	±0.1	■
Officers	99	±1	69	17	8	4	2	±2	1.5	±0.1	■
O1 – O3	99	±1	69	17	8	4	2	±3	1.5	±0.1	■
O4 – O6	99	±1	69	17	8	4	2	±4	1.5	±0.1	■
Experienced USC	99	±2	32	21	22	11	15	±5	2.5	±0.2	■
Not Experienced USC	99	±1	71	14	9	4	2	±2	1.5	±0.1	■
Experienced SH	99	±1	28	26	23	12	10	±3	2.5	±0.1	■
Not Experienced SH	99	±1	81	11	5	2	1	±1	1.3	±0.1	■
Deployed Past 12 Months	99	±1	61	16	12	5	5	±3	1.8	±0.1	■
Not Deployed Past 12 Months	99	±1	71	14	9	4	3	±2	1.5	±0.1	■

Note. Percent responding are active duty members who answered the question.

30. How often during the past 12 months have you been in situations involving military personnel (active duty or Reserve), DoD/Service civilian employees, and/or contractors where one or more of these individuals (of either gender)...
d. Treated you "differently" because of your gender (e.g., mistreated, slighted, or ignored you)?

	Percent Responding		Percentages					Max ME	Frequency of Behaviors		
			1	2	3	4	5				
Army Enlisted	99	±1	62	17	11	5	5	±3	1.7	±0.1	■
E1 – E4	99	±1	64	16	11	4	5	±4	1.7	±0.1	■
Army Officers	100	±1	63	19	10	6	2	±4	1.7	±0.1	■
Navy Enlisted	99	±1	65	15	11	5	3	±3	1.7	±0.1	■
E1 – E4	99	±1	63	16	12	6	3	±4	1.7	±0.1	■
Navy Officers	99	±1	70	19	6	4	1	±4	1.5	±0.1	■
Marine Corps Enlisted	99	±1	58	18	14	6	4	±2	1.8	±0.1	■
E1 – E4	99	±1	57	18	14	6	4	±3	1.8	±0.1	■
Marine Corps Officers	99	±1	55	22	11	8	3	±5	1.8	±0.2	■
Air Force Enlisted	99	±1	80	10	6	2	2	±2	1.4	±0.1	■
E1 – E4	99	±1	78	10	6	3	3	±3	1.4	±0.1	■
Air Force Officers	100	±1	77	13	7	1	2	±4	1.4	±0.1	■
MALES	99	±1	95	2	2	0	0	±1	1.1	±0.1	■
Army	99	±1	93	3	3	0	1	±2	1.1	±0.1	■
Navy	99	±1	94	2	3	0	0	±2	1.1	±0.1	■
Marine Corps	99	±1	95	2	2	0	0	±1	1.1	±0.1	■
Air Force	100	±1	98	1	1	0	0	±1	1.0	±0.1	■
Enlisted	99	±1	95	2	2	0	0	±1	1.1	±0.1	■
E1 – E4	99	±1	94	3	3	0	1	±2	1.1	±0.1	■
E5 – E9	99	±1	96	2	2	0	0	±1	1.1	±0.1	■
Officers	99	±1	96	2	1	0	0	±2	1.1	±0.1	■
O1 – O3	99	±1	96	2	1	0	0	±2	1.1	±0.1	■
O4 – O6	99	±1	96	3	1	0	0	±3	1.1	±0.1	■
Experienced USC	94	±7	73	11	8	NR	6	±15	1.6	±0.4	■
Not Experienced USC	99	±1	95	2	2	0	0	±1	1.1	±0.1	■
Experienced SH	100	±1	74	14	7	1	4	±8	1.5	±0.2	■
Not Experienced SH	99	±1	96	2	2	0	0	±1	1.1	±0.1	■
Deployed Past 12 Months	99	±1	94	3	2	0	0	±2	1.1	±0.1	■
Not Deployed Past 12 Months	99	±1	95	2	2	0	0	±1	1.1	±0.1	■
Army Enlisted	99	±1	93	3	3	0	1	±2	1.1	±0.1	■
E1 – E4	99	±1	93	4	3	0	1	±3	1.1	±0.1	■
Army Officers	99	±2	95	3	2	0	0	±3	1.1	±0.1	■
Navy Enlisted	99	±1	94	3	3	0	0	±3	1.1	±0.1	■
E1 – E4	98	±2	92	3	4	0	0	±5	1.1	±0.1	■
Navy Officers	99	±1	96	2	2	1	0	±3	1.1	±0.1	■
Marine Corps Enlisted	99	±1	95	2	2	0	0	±1	1.1	±0.1	■
E1 – E4	99	±1	94	2	3	0	0	±2	1.1	±0.1	■
Marine Corps Officers	99	±1	98	1	1	0	0	±1	1.0	±0.1	■
Air Force Enlisted	100	±1	98	1	1	0	0	±1	1.0	±0.1	■
E1 – E4	100	±1	97	1	1	0	0	±2	1.0	±0.1	■
Air Force Officers	99	±2	97	3	0	0	0	±3	1.0	±0.1	■

Note. Percent responding are active duty members who answered the question.

NR: Not reportable

30. How often during the past 12 months have you been in situations involving military personnel (active duty or Reserve), DoD/Service civilian employees, and/or contractors where one or more of these individuals (of either gender)...

e. Made offensive remarks about your appearance, body, or sexual activities?

1. Never 2. Once or twice 3. Sometimes
 4. Often 5. Very often

	Percent Responding		Percentages					Max ME	Frequency of Behaviors		
			1	2	3	4	5				
TOTAL	99	±1	89	6	3	1	1	±1	1.2	±0.1	
Army	99	±1	87	7	4	1	1	±2	1.2	±0.1	
Navy	98	±1	87	7	4	1	1	±2	1.2	±0.1	
Marine Corps	99	±1	89	6	4	1	1	±1	1.2	±0.1	
Air Force	99	±1	94	4	2	1	0	±1	1.1	±0.1	
Enlisted	99	±1	88	6	4	1	1	±1	1.2	±0.1	
E1 – E4	99	±1	85	7	5	2	1	±2	1.3	±0.1	
E1 – E3	98	±1	86	7	4	2	1	±3	1.3	±0.1	
E4	99	±1	83	8	6	2	2	±3	1.3	±0.1	
E5 – E9	98	±1	91	5	2	1	1	±1	1.2	±0.1	
E5 – E6	98	±1	90	5	3	1	1	±2	1.2	±0.1	
E7 – E9	98	±1	95	3	1	0	0	±2	1.1	±0.1	
Officers	99	±1	94	5	1	0	0	±2	1.1	±0.1	
O1 – O3	99	±1	92	6	2	0	0	±2	1.1	±0.1	
O4 – O6	99	±1	96	4	0	0	0	±2	1.0	±0.1	
Deployed Past 12 Months	98	±1	88	6	4	1	1	±2	1.2	±0.1	
Not Deployed Past 12 Months	99	±1	89	6	3	1	1	±1	1.2	±0.1	
Non-Hispanic White	99	±1	89	6	3	1	1	±2	1.2	±0.1	
Total Minority	98	±1	88	6	4	1	1	±2	1.2	±0.1	
Non-Hispanic Black	98	±1	89	5	4	1	1	±2	1.2	±0.1	
Hispanic	98	±2	87	7	4	1	1	±3	1.2	±0.1	
Experienced USC	96	±4	48	15	18	9	9	±9	2.2	±0.3	
Not Experienced USC	99	±1	89	6	3	1	1	±1	1.2	±0.1	
Experienced SH	99	±1	40	24	19	9	8	±5	2.2	±0.2	
Not Experienced SH	99	±1	92	5	2	1	0	±1	1.1	±0.1	
FEMALES	99	±1	77	11	7	3	2	±1	1.4	±0.1	
Army	99	±1	74	13	7	3	2	±2	1.5	±0.1	
Navy	99	±1	73	13	9	4	2	±2	1.5	±0.1	
Marine Corps	99	±1	70	14	9	4	3	±2	1.5	±0.1	
Air Force	98	±1	86	7	4	2	1	±2	1.2	±0.1	
Enlisted	99	±1	76	12	7	3	2	±2	1.4	±0.1	
E1 – E4	99	±1	72	12	9	4	3	±2	1.5	±0.1	
E5 – E9	98	±1	80	11	5	2	1	±2	1.3	±0.1	
Officers	99	±1	85	10	4	1	0	±2	1.2	±0.1	
O1 – O3	99	±1	82	12	4	1	1	±3	1.3	±0.1	
O4 – O6	99	±1	91	7	2	0	0	±3	1.1	±0.1	
Experienced USC	99	±1	34	19	21	15	11	±5	2.5	±0.2	
Not Experienced USC	99	±1	80	11	6	2	1	±1	1.3	±0.1	
Experienced SH	100	±1	35	27	20	11	7	±3	2.3	±0.1	
Not Experienced SH	98	±1	90	7	2	1	0	±1	1.1	±0.1	
Deployed Past 12 Months	99	±1	71	14	8	4	3	±3	1.5	±0.1	
Not Deployed Past 12 Months	99	±1	79	11	6	3	2	±2	1.4	±0.1	

Note. Percent responding are active duty members who answered the question.

30. How often during the past 12 months have you been in situations involving military personnel (active duty or Reserve), DoD/Service civilian employees, and/or contractors where one or more of these individuals (of either gender)...
e. Made offensive remarks about your appearance, body, or sexual activities?

	Percent Responding		Percentages					Max ME	Frequency of Behaviors		
			1	2	3	4	5				
Army Enlisted	99	±1	72	14	8	4	3	±3	1.5	±0.1	■
E1 – E4	99	±1	70	14	8	4	4	±4	1.6	±0.1	■
Army Officers	99	±1	81	12	4	2	0	±3	1.3	±0.1	■
Navy Enlisted	99	±1	71	13	10	4	2	±3	1.5	±0.1	■
E1 – E4	99	±1	68	13	11	5	3	±4	1.6	±0.1	■
Navy Officers	99	±1	84	11	4	1	1	±3	1.2	±0.1	■
Marine Corps Enlisted	99	±1	69	15	10	4	3	±2	1.6	±0.1	■
E1 – E4	99	±1	65	16	11	5	3	±3	1.7	±0.1	■
Marine Corps Officers	99	±1	82	12	4	1	0	±3	1.2	±0.1	■
Air Force Enlisted	98	±1	86	8	4	2	1	±2	1.3	±0.1	■
E1 – E4	98	±1	82	8	6	3	1	±3	1.3	±0.1	■
Air Force Officers	99	±1	90	7	3	1	0	±3	1.1	±0.1	■
MALES	99	±1	91	5	3	1	1	±1	1.2	±0.1	■
Army	98	±1	89	5	3	1	1	±2	1.2	±0.1	■
Navy	98	±1	89	6	3	1	1	±3	1.2	±0.1	■
Marine Corps	99	±1	90	5	3	1	1	±1	1.2	±0.1	■
Air Force	99	±1	95	3	1	0	0	±2	1.1	±0.1	■
Enlisted	99	±1	90	5	3	1	1	±2	1.2	±0.1	■
E1 – E4	99	±1	87	6	4	1	1	±2	1.2	±0.1	■
E5 – E9	98	±1	93	4	2	1	1	±2	1.1	±0.1	■
Officers	99	±1	96	3	1	0	0	±2	1.1	±0.1	■
O1 – O3	99	±1	95	4	1	0	0	±3	1.1	±0.1	■
O4 – O6	99	±1	97	3	0	0	0	±2	1.0	±0.1	■
Experienced USC	93	±7	61	12	16	NR	7	±15	1.8	±0.4	■
Not Experienced USC	99	±1	91	5	3	1	1	±1	1.2	±0.1	■
Experienced SH	99	±2	45	20	18	8	9	±9	2.2	±0.3	■
Not Experienced SH	99	±1	93	4	2	1	0	±1	1.1	±0.1	■
Deployed Past 12 Months	98	±1	90	5	3	1	1	±2	1.2	±0.1	■
Not Deployed Past 12 Months	99	±1	91	5	2	1	1	±2	1.1	±0.1	■
Army Enlisted	98	±1	88	6	4	1	1	±3	1.2	±0.1	■
E1 – E4	99	±1	85	7	4	2	1	±4	1.3	±0.1	■
Army Officers	99	±2	95	4	1	0	0	±3	1.1	±0.1	■
Navy Enlisted	98	±2	88	6	3	1	1	±3	1.2	±0.1	■
E1 – E4	97	±3	84	7	5	1	2	±6	1.3	±0.2	■
Navy Officers	99	±2	94	5	1	0	0	±3	1.1	±0.1	■
Marine Corps Enlisted	99	±1	89	5	4	1	1	±2	1.2	±0.1	■
E1 – E4	99	±1	88	6	4	1	1	±2	1.2	±0.1	■
Marine Corps Officers	99	±1	96	2	1	0	0	±2	1.1	±0.1	■
Air Force Enlisted	99	±1	95	3	1	0	0	±2	1.1	±0.1	■
E1 – E4	99	±1	92	5	3	1	0	±3	1.1	±0.1	■
Air Force Officers	99	±2	97	3	0	0	0	±3	1.0	±0.1	■

Note. Percent responding are active duty members who answered the question.

NR: Not reportable

30. How often during the past 12 months have you been in situations involving military personnel (active duty or Reserve), DoD/Service civilian employees, and/or contractors where one or more of these individuals (of either gender)...
f. Made gestures or used body language of a sexual nature that embarrassed or offended you?

	Percent Responding		Percentages					Max ME	Frequency of Behaviors		
			1	2	3	4	5				
Army Enlisted	98	±1	78	11	6	3	2	±3	1.4	±0.1	■
E1 – E4	98	±1	77	11	6	3	3	±4	1.4	±0.1	■
Army Officers	99	±1	83	11	4	1	1	±3	1.2	±0.1	■
Navy Enlisted	99	±1	76	12	7	3	2	±3	1.4	±0.1	■
E1 – E4	99	±1	74	12	8	3	3	±4	1.5	±0.1	■
Navy Officers	99	±1	86	9	3	1	1	±3	1.2	±0.1	■
Marine Corps Enlisted	99	±1	76	12	7	3	2	±2	1.4	±0.1	■
E1 – E4	99	±1	74	13	8	3	2	±2	1.4	±0.1	■
Marine Corps Officers	99	±1	84	10	5	1	1	±3	1.3	±0.1	■
Air Force Enlisted	98	±1	89	7	3	1	1	±2	1.2	±0.1	■
E1 – E4	99	±1	86	7	4	2	1	±3	1.3	±0.1	■
Air Force Officers	99	±1	93	5	1	1	0	±3	1.1	±0.1	■
MALES	99	±1	94	4	2	0	0	±1	1.1	±0.1	■
Army	99	±1	92	4	2	0	0	±2	1.1	±0.1	■
Navy	99	±1	93	4	2	0	1	±2	1.1	±0.1	■
Marine Corps	99	±1	94	3	2	0	0	±1	1.1	±0.1	■
Air Force	99	±1	97	2	1	0	0	±2	1.1	±0.1	■
Enlisted	99	±1	93	3	2	0	0	±1	1.1	±0.1	■
E1 – E4	99	±1	92	4	3	0	1	±2	1.1	±0.1	■
E5 – E9	99	±1	95	3	1	0	0	±1	1.1	±0.1	■
Officers	98	±1	95	4	1	0	0	±2	1.1	±0.1	■
O1 – O3	98	±1	95	4	1	0	0	±3	1.1	±0.1	■
O4 – O6	98	±2	96	3	0	0	0	±2	1.0	±0.1	■
Experienced USC	92	±8	54	11	21	NR	9	±17	2.0	±0.4	■
Not Experienced USC	99	±1	94	3	2	0	0	±1	1.1	±0.1	■
Experienced SH	98	±2	46	26	17	4	7	±9	2.0	±0.2	■
Not Experienced SH	99	±1	96	3	1	0	0	±1	1.1	±0.1	■
Deployed Past 12 Months	99	±1	93	4	3	0	1	±2	1.1	±0.1	■
Not Deployed Past 12 Months	99	±1	94	3	2	0	0	±1	1.1	±0.1	■
Army Enlisted	99	±1	92	4	3	0	1	±2	1.1	±0.1	■
E1 – E4	99	±1	91	5	3	0	1	±4	1.2	±0.1	■
Army Officers	98	±2	94	5	1	0	0	±3	1.1	±0.1	■
Navy Enlisted	99	±1	92	4	2	1	1	±3	1.1	±0.1	■
E1 – E4	98	±2	90	4	3	1	1	±5	1.2	±0.1	■
Navy Officers	98	±2	95	4	1	0	0	±3	1.1	±0.1	■
Marine Corps Enlisted	99	±1	94	3	3	0	0	±1	1.1	±0.1	■
E1 – E4	99	±1	93	3	3	1	0	±2	1.1	±0.1	■
Marine Corps Officers	99	±1	97	2	1	0	0	±2	1.0	±0.1	■
Air Force Enlisted	99	±1	97	2	1	0	0	±2	1.1	±0.1	■
E1 – E4	99	±1	96	1	2	0	0	±3	1.1	±0.1	■
Air Force Officers	98	±2	97	2	1	0	0	±3	1.0	±0.1	■

Note. Percent responding are active duty members who answered the question.

NR: Not reportable

30. How often during the past 12 months have you been in situations involving military personnel (active duty or Reserve), DoD/Service civilian employees, and/or contractors where one or more of these individuals (of either gender)...

g. Made offensive sexist remarks (e.g., suggesting that people of your gender are not suited for the kind of work you do)?

1. Never
4. Often

2. Once or twice
5. Very often

3. Sometimes

	Percent Responding		Percentages					Max ME	Frequency of Behaviors		
			1	2	3	4	5				
TOTAL	99	±1	92	4	2	1	1	±1	1.1	±0.1	█
Army	99	±1	91	5	2	1	1	±2	1.2	±0.1	█
Navy	99	±1	90	5	4	1	1	±2	1.2	±0.1	█
Marine Corps	99	±1	92	3	3	1	1	±1	1.1	±0.1	█
Air Force	99	±1	94	3	1	1	0	±1	1.1	±0.1	█
Enlisted	99	±1	91	4	3	1	1	±1	1.2	±0.1	█
E1 – E4	99	±1	90	5	3	1	1	±2	1.2	±0.1	█
E1 – E3	99	±1	90	5	3	1	1	±2	1.2	±0.1	█
E4	99	±1	90	5	3	1	1	±2	1.2	±0.1	█
E5 – E9	99	±1	93	4	2	1	1	±1	1.1	±0.1	█
E5 – E6	99	±1	92	4	2	1	1	±1	1.1	±0.1	█
E7 – E9	99	±1	95	3	1	0	0	±2	1.1	±0.1	█
Officers	99	±1	93	4	2	1	0	±1	1.1	±0.1	█
O1 – O3	99	±1	92	5	2	1	0	±2	1.1	±0.1	█
O4 – O6	99	±1	95	3	1	0	0	±2	1.1	±0.1	█
Deployed Past 12 Months	99	±1	91	4	3	1	1	±2	1.2	±0.1	█
Not Deployed Past 12 Months	99	±1	92	4	2	1	1	±1	1.1	±0.1	█
Non-Hispanic White	99	±1	93	4	2	1	0	±1	1.1	±0.1	█
Total Minority	99	±1	90	5	3	1	1	±2	1.2	±0.1	█
Non-Hispanic Black	99	±1	90	5	3	1	1	±2	1.2	±0.1	█
Hispanic	99	±1	90	5	3	1	1	±2	1.2	±0.1	█
Experienced USC	95	±5	53	13	17	9	9	±8	2.1	±0.3	██████
Not Experienced USC	99	±1	92	4	2	1	0	±1	1.1	±0.1	█
Experienced SH	99	±1	48	21	16	8	7	±5	2.1	±0.1	██████
Not Experienced SH	99	±1	95	3	1	0	0	±1	1.1	±0.1	█
FEMALES	99	±1	71	14	8	4	3	±2	1.5	±0.1	█
Army	99	±1	67	16	9	5	3	±2	1.6	±0.1	█
Navy	99	±1	66	16	10	4	3	±3	1.6	±0.1	█
Marine Corps	99	±1	57	18	12	7	5	±2	1.9	±0.1	██████
Air Force	99	±1	82	10	4	2	2	±2	1.3	±0.1	█
Enlisted	99	±1	70	14	8	4	3	±2	1.6	±0.1	█
E1 – E4	99	±1	66	15	10	5	4	±2	1.7	±0.1	█
E5 – E9	99	±1	74	14	7	3	3	±2	1.5	±0.1	█
Officers	99	±1	76	15	6	2	1	±2	1.4	±0.1	█
O1 – O3	99	±1	74	16	7	2	1	±3	1.4	±0.1	█
O4 – O6	99	±1	80	12	5	2	1	±3	1.3	±0.1	█
Experienced USC	99	±1	34	21	20	12	12	±5	2.5	±0.2	██████
Not Experienced USC	99	±1	73	14	7	3	2	±2	1.5	±0.1	█
Experienced SH	100	±1	29	27	21	12	10	±3	2.5	±0.1	██████
Not Experienced SH	99	±1	83	11	4	2	1	±1	1.3	±0.1	█
Deployed Past 12 Months	99	±1	63	17	11	6	4	±3	1.7	±0.1	█
Not Deployed Past 12 Months	99	±1	73	14	7	3	2	±2	1.5	±0.1	█

Note: Percent responding are active duty members who answered the question.

30. How often during the past 12 months have you been in situations involving military personnel (active duty or Reserve), DoD/Service civilian employees, and/or contractors where one or more of these individuals (of either gender)...
- g. Made offensive sexist remarks (e.g., suggesting that people of your gender are not suited for the kind of work you do)?

	Percent Responding		Percentages					Max ME	Frequency of Behaviors		
			1	2	3	4	5				
Army Enlisted	99	±1	66	17	9	5	4	±3	1.6	±0.1	■
E1 – E4	99	±1	65	16	10	5	4	±4	1.7	±0.1	■
Army Officers	100	±1	71	15	9	3	1	±4	1.5	±0.1	■
Navy Enlisted	99	±1	64	16	11	4	4	±3	1.7	±0.1	■
E1 – E4	99	±1	61	16	13	5	5	±4	1.8	±0.1	■
Navy Officers	99	±1	75	17	6	2	1	±3	1.4	±0.1	■
Marine Corps Enlisted	99	±1	57	17	12	8	6	±2	1.9	±0.1	■
E1 – E4	99	±1	56	17	13	9	6	±3	1.9	±0.1	■
Marine Corps Officers	99	±1	59	22	12	5	1	±4	1.7	±0.1	■
Air Force Enlisted	99	±1	81	10	4	3	2	±2	1.3	±0.1	■
E1 – E4	99	±1	78	11	5	5	2	±3	1.4	±0.1	■
Air Force Officers	100	±1	83	12	3	1	1	±3	1.2	±0.1	■
MALES	99	±1	95	3	2	0	0	±1	1.1	±0.1	■
Army	99	±1	95	3	1	0	0	±2	1.1	±0.1	■
Navy	99	±1	95	3	2	0	0	±2	1.1	±0.1	■
Marine Corps	99	±1	95	2	2	0	0	±1	1.1	±0.1	■
Air Force	100	±1	97	2	1	0	0	±2	1.0	±0.1	■
Enlisted	99	±1	95	3	2	0	0	±1	1.1	±0.1	■
E1 – E4	99	±1	94	3	2	0	0	±2	1.1	±0.1	■
E5 – E9	99	±1	96	2	1	0	0	±1	1.1	±0.1	■
Officers	99	±1	97	2	1	0	0	±2	1.0	±0.1	■
O1 – O3	99	±1	97	2	1	1	0	±2	1.1	±0.1	■
O4 – O6	99	±1	97	2	1	0	0	±2	1.0	±0.1	■
Experienced USC	91	±9	70	NR	13	6	6	±15	1.7	±0.4	■
Not Experienced USC	99	±1	96	3	1	0	0	±1	1.1	±0.1	■
Experienced SH	99	±2	66	15	12	4	4	±9	1.6	±0.2	■
Not Experienced SH	99	±1	97	2	1	0	0	±1	1.0	±0.1	■
Deployed Past 12 Months	99	±1	95	3	2	0	0	±2	1.1	±0.1	■
Not Deployed Past 12 Months	99	±1	96	3	1	0	0	±1	1.1	±0.1	■
Army Enlisted	99	±1	94	3	1	0	0	±2	1.1	±0.1	■
E1 – E4	99	±1	94	4	1	0	0	±3	1.1	±0.1	■
Army Officers	99	±1	96	3	1	0	0	±3	1.0	±0.1	■
Navy Enlisted	99	±1	94	3	2	0	0	±3	1.1	±0.1	■
E1 – E4	98	±2	93	3	3	1	0	±4	1.1	±0.1	■
Navy Officers	99	±1	95	2	2	1	0	±3	1.1	±0.1	■
Marine Corps Enlisted	99	±1	95	2	2	0	0	±1	1.1	±0.1	■
E1 – E4	99	±1	94	2	3	0	0	±2	1.1	±0.1	■
Marine Corps Officers	99	±1	97	2	1	0	0	±2	1.0	±0.1	■
Air Force Enlisted	100	±1	97	2	1	0	0	±2	1.0	±0.1	■
E1 – E4	100	±1	97	2	1	0	0	±3	1.0	±0.1	■
Air Force Officers	99	±1	99	1	0	0	0	±2	1.0	±0.1	■

Note. Percent responding are active duty members who answered the question.

NR: Not reportable

30. How often during the past 12 months have you been in situations involving military personnel (active duty or Reserve), DoD/Service civilian employees, and/or contractors where one or more of these individuals (of either gender)...
h. Made unwanted attempts to establish a romantic sexual relationship with you despite your efforts to discourage it?

1. Never
 2. Once or twice
 3. Sometimes
 4. Often
 5. Very often

	Percent Responding		Percentages					Max ME	Frequency of Behaviors		
			1	2	3	4	5				
TOTAL	99	±1	95	3	2	0	0	±1	1.1	±0.1	
Army	99	±1	94	3	2	0	0	±1	1.1	±0.1	
Navy	99	±1	93	3	2	0	0	±2	1.1	±0.1	
Marine Corps	99	±1	95	2	2	0	0	±1	1.1	±0.1	
Air Force	99	±1	97	1	1	0	0	±1	1.0	±0.1	
Enlisted	99	±1	95	3	2	0	0	±1	1.1	±0.1	
E1 – E4	99	±1	93	3	3	1	0	±1	1.1	±0.1	
E1 – E3	99	±1	93	4	2	0	0	±2	1.1	±0.1	
E4	99	±1	93	3	3	1	0	±2	1.1	±0.1	
E5 – E9	99	±1	96	2	1	0	0	±1	1.1	±0.1	
E5 – E6	99	±1	96	2	1	0	0	±1	1.1	±0.1	
E7 – E9	99	±1	97	2	1	0	0	±2	1.0	±0.1	
Officers	99	±1	97	2	0	0	0	±1	1.0	±0.1	
O1 – O3	99	±1	96	3	1	0	0	±1	1.1	±0.1	
O4 – O6	99	±1	99	1	0	0	0	±1	1.0	±0.1	
Deployed Past 12 Months	99	±1	94	3	2	1	0	±1	1.1	±0.1	
Not Deployed Past 12 Months	99	±1	95	2	2	0	0	±1	1.1	±0.1	
Non-Hispanic White	99	±1	96	2	1	0	0	±1	1.1	±0.1	
Total Minority	99	±1	93	4	2	1	0	±1	1.1	±0.1	
Non-Hispanic Black	99	±1	93	3	3	0	0	±2	1.1	±0.1	
Hispanic	99	±1	93	4	2	1	0	±2	1.1	±0.1	
Experienced USC	96	±4	46	16	20	10	8	±9	2.2	±0.3	■
Not Experienced USC	99	±1	96	2	1	0	0	±1	1.1	±0.1	
Experienced SH	100	±1	56	22	13	5	4	±5	1.8	±0.1	■
Not Experienced SH	99	±1	98	1	1	0	0	±1	1.0	±0.1	
FEMALES	99	±1	82	10	5	2	1	±1	1.3	±0.1	■
Army	99	±1	78	12	5	3	2	±2	1.4	±0.1	■
Navy	99	±1	79	12	6	2	2	±2	1.4	±0.1	■
Marine Corps	99	±1	74	14	6	4	2	±2	1.5	±0.1	■
Air Force	99	±1	90	5	2	1	1	±2	1.2	±0.1	
Enlisted	99	±1	80	10	5	2	2	±2	1.3	±0.1	■
E1 – E4	99	±1	77	12	6	3	2	±2	1.4	±0.1	■
E5 – E9	99	±1	85	8	4	2	1	±2	1.3	±0.1	■
Officers	99	±1	88	8	3	1	0	±2	1.2	±0.1	■
O1 – O3	99	±1	85	10	3	1	1	±2	1.2	±0.1	■
O4 – O6	99	±1	94	5	1	0	0	±2	1.1	±0.1	■
Experienced USC	99	±1	29	25	20	14	12	±5	2.6	±0.2	■
Not Experienced USC	99	±1	85	9	4	1	1	±1	1.2	±0.1	■
Experienced SH	100	±1	41	29	15	9	6	±3	2.1	±0.1	■
Not Experienced SH	99	±1	94	4	1	0	0	±1	1.1	±0.1	■
Deployed Past 12 Months	99	±1	75	13	6	3	2	±3	1.4	±0.1	■
Not Deployed Past 12 Months	99	±1	84	9	4	2	1	±1	1.3	±0.1	■

Note. Percent responding are active duty members who answered the question.

30. How often during the past 12 months have you been in situations involving military personnel (active duty or Reserve), DoD/Service civilian employees, and/or contractors where one or more of these individuals (of either gender)...
- h. Made unwanted attempts to establish a romantic sexual relationship with you despite your efforts to discourage it?

	Percent Responding		Percentages					Max ME	Frequency of Behaviors		
			1	2	3	4	5				
Army Enlisted	99	±1	77	12	6	3	2	±3	1.4	±0.1	■
E1 – E4	99	±1	75	13	6	3	2	±4	1.5	±0.1	■
Army Officers	99	±1	84	10	4	1	0	±3	1.2	±0.1	■
Navy Enlisted	99	±1	77	12	7	2	2	±3	1.4	±0.1	■
E1 – E4	99	±1	74	14	7	2	2	±4	1.4	±0.1	■
Navy Officers	99	±1	88	8	2	1	1	±3	1.2	±0.1	■
Marine Corps Enlisted	99	±1	73	14	7	4	2	±2	1.5	±0.1	■
E1 – E4	99	±1	71	15	8	4	2	±2	1.5	±0.1	■
Marine Corps Officers	99	±1	80	13	5	2	0	±3	1.3	±0.1	■
Air Force Enlisted	99	±1	90	6	2	1	1	±2	1.2	±0.1	■
E1 – E4	99	±1	87	6	4	2	1	±3	1.2	±0.1	■
Air Force Officers	99	±1	94	4	1	1	0	±2	1.1	±0.1	■
MALES	99	±1	97	1	1	0	0	±1	1.0	±0.1	
Army	99	±1	97	2	1	0	0	±2	1.1	±0.1	■
Navy	99	±1	96	2	2	0	0	±2	1.1	±0.1	■
Marine Corps	99	±1	97	1	2	0	0	±1	1.1	±0.1	■
Air Force	99	±1	99	1	0	0	0	±1	1.0	±0.1	
Enlisted	99	±1	97	1	1	0	0	±1	1.1	±0.1	■
E1 – E4	99	±1	96	2	2	0	0	±2	1.1	±0.1	■
E5 – E9	99	±1	98	1	1	0	0	±1	1.0	±0.1	
Officers	99	±1	99	1	0	0	0	±1	1.0	±0.1	
O1 – O3	99	±1	99	1	0	0	0	±2	1.0	±0.1	
O4 – O6	99	±1	99	1	0	0	0	±2	1.0	±0.1	
Experienced USC	94	±7	61	7	20	7	5	±15	1.9	±0.4	■
Not Experienced USC	99	±1	98	1	1	0	0	±1	1.0	±0.1	
Experienced SH	100	±0	71	15	10	1	2	±8	1.5	±0.2	■
Not Experienced SH	99	±1	98	1	1	0	0	±1	1.0	±0.1	
Deployed Past 12 Months	99	±1	96	2	1	0	0	±2	1.1	±0.1	■
Not Deployed Past 12 Months	99	±1	98	1	1	0	0	±1	1.0	±0.1	
Army Enlisted	99	±1	96	2	2	0	0	±2	1.1	±0.1	■
E1 – E4	99	±1	96	2	2	0	0	±3	1.1	±0.1	■
Army Officers	99	±1	99	1	0	0	0	±2	1.0	±0.1	
Navy Enlisted	99	±1	96	2	2	0	0	±2	1.1	±0.1	■
E1 – E4	99	±2	94	3	3	0	0	±4	1.1	±0.1	■
Navy Officers	99	±1	99	1	0	0	0	±2	1.0	±0.1	
Marine Corps Enlisted	99	±1	96	1	2	0	0	±1	1.1	±0.1	■
E1 – E4	99	±1	96	1	2	0	0	±1	1.1	±0.1	■
Marine Corps Officers	99	±1	99	1	0	0	0	±1	1.0	±0.1	
Air Force Enlisted	99	±1	99	0	0	0	0	±1	1.0	±0.1	
E1 – E4	99	±1	99	0	1	0	0	±2	1.0	±0.1	
Air Force Officers	99	±2	99	1	0	0	0	±3	1.0	±0.1	

Note. Percent responding are active duty members who answered the question.

30. How often during the past 12 months have you been in situations involving military personnel (active duty or Reserve), DoD/Service civilian employees, and/or contractors where one or more of these individuals (of either gender)...
i. Put you down or was condescending to you because of your gender?

- 1. Never
- 2. Once or twice
- 3. Sometimes
- 4. Often
- 5. Very often

	Percent Responding		Percentages					Max ME	Frequency of Behaviors		
			1	2	3	4	5				
TOTAL	99	±1	94	3	2	1	0	±1	1.1	±0.1	
Army	99	±1	94	3	2	1	1	±1	1.1	±0.1	
Navy	99	±1	93	4	2	1	0	±2	1.1	±0.1	
Marine Corps	99	±1	95	2	2	0	0	±1	1.1	±0.1	
Air Force	99	±1	96	2	1	0	0	±1	1.1	±0.1	
Enlisted	99	±1	94	3	2	1	1	±1	1.1	±0.1	
E1 – E4	99	±1	93	3	2	1	1	±1	1.1	±0.1	
E1 – E3	99	±1	94	3	2	0	0	±2	1.1	±0.1	
E4	99	±1	92	4	2	1	1	±2	1.2	±0.1	
E5 – E9	99	±1	95	2	2	0	0	±1	1.1	±0.1	
E5 – E6	99	±1	95	3	2	0	1	±1	1.1	±0.1	
E7 – E9	99	±1	97	1	1	0	0	±1	1.0	±0.1	
Officers	99	±1	96	3	1	0	0	±1	1.1	±0.1	
O1 – O3	99	±1	95	3	1	0	0	±1	1.1	±0.1	
O4 – O6	99	±1	96	3	1	0	0	±2	1.1	±0.1	
Deployed Past 12 Months	99	±1	94	3	2	1	1	±1	1.1	±0.1	
Not Deployed Past 12 Months	99	±1	94	3	2	0	0	±1	1.1	±0.1	
Non-Hispanic White	99	±1	95	2	2	0	0	±1	1.1	±0.1	
Total Minority	99	±1	93	3	2	1	1	±1	1.1	±0.1	
Non-Hispanic Black	99	±1	93	3	3	0	1	±2	1.1	±0.1	
Hispanic	98	±1	94	3	2	1	1	±2	1.1	±0.1	
Experienced USC	94	±5	59	13	12	8	8	±8	1.9	±0.3	
Not Experienced USC	99	±1	95	3	2	0	0	±1	1.1	±0.1	
Experienced SH	100	±1	61	18	11	5	5	±4	1.8	±0.1	
Not Experienced SH	99	±1	97	2	1	0	0	±1	1.1	±0.1	
FEMALES	99	±1	78	12	6	3	2	±1	1.4	±0.1	
Army	99	±1	74	13	6	3	3	±2	1.5	±0.1	
Navy	99	±1	76	12	7	3	2	±2	1.4	±0.1	
Marine Corps	100	±1	68	16	9	4	3	±2	1.6	±0.1	
Air Force	99	±1	86	8	3	1	1	±2	1.2	±0.1	
Enlisted	99	±1	77	12	6	3	2	±2	1.4	±0.1	
E1 – E4	99	±1	75	12	7	3	3	±2	1.5	±0.1	
E5 – E9	99	±1	81	11	5	2	1	±2	1.3	±0.1	
Officers	99	±1	81	11	5	2	1	±2	1.3	±0.1	
O1 – O3	99	±1	81	11	5	2	1	±3	1.3	±0.1	
O4 – O6	99	±1	82	10	5	2	1	±3	1.3	±0.1	
Experienced USC	99	±2	42	22	16	10	10	±5	2.3	±0.2	
Not Experienced USC	99	±1	81	11	5	2	1	±1	1.3	±0.1	
Experienced SH	100	±1	43	27	16	8	7	±3	2.1	±0.1	
Not Experienced SH	99	±1	89	7	3	1	0	±1	1.2	±0.1	
Deployed Past 12 Months	99	±1	72	14	8	4	3	±3	1.5	±0.1	
Not Deployed Past 12 Months	99	±1	80	11	5	2	2	±2	1.3	±0.1	

Note. Percent responding are active duty members who answered the question.

30. How often during the past 12 months have you been in situations involving military personnel (active duty or Reserve), DoD/Service civilian employees, and/or contractors where one or more of these individuals (of either gender)...
i. Put you down or was condescending to you because of your gender?

	Percent Responding		Percentages					Max ME	Frequency of Behaviors		
			1	2	3	4	5				
Army Enlisted	99	±1	74	13	6	3	3	±3	1.5	±0.1	■
E1 – E4	98	±1	73	13	7	3	4	±4	1.5	±0.1	■
Army Officers	99	±1	77	13	7	2	1	±4	1.4	±0.1	■
Navy Enlisted	99	±1	75	12	7	3	2	±3	1.4	±0.1	■
E1 – E4	99	±1	73	13	9	3	3	±4	1.5	±0.1	■
Navy Officers	99	±1	82	11	4	1	1	±3	1.3	±0.1	■
Marine Corps Enlisted	100	±1	67	16	9	4	3	±2	1.6	±0.1	■
E1 – E4	100	±1	65	17	10	4	4	±3	1.6	±0.1	■
Marine Corps Officers	100	±1	71	17	6	4	1	±4	1.5	±0.1	■
Air Force Enlisted	99	±1	86	8	3	1	1	±2	1.2	±0.1	■
E1 – E4	99	±1	83	10	4	2	1	±3	1.3	±0.1	■
Air Force Officers	99	±1	88	8	3	1	1	±3	1.2	±0.1	■
MALES	99	±1	97	1	1	0	0	±1	1.1	±0.1	■
Army	99	±1	97	1	1	0	0	±2	1.1	±0.1	■
Navy	99	±1	97	2	1	0	0	±2	1.0	±0.1	■
Marine Corps	99	±1	97	1	2	0	0	±1	1.1	±0.1	■
Air Force	99	±1	99	1	0	0	0	±1	1.0	±0.1	■
Enlisted	99	±1	97	1	1	0	0	±1	1.1	±0.1	■
E1 – E4	99	±1	96	2	1	0	0	±2	1.1	±0.1	■
E5 – E9	99	±1	98	1	1	0	0	±1	1.0	±0.1	■
Officers	99	±1	98	1	0	0	0	±1	1.0	±0.1	■
O1 – O3	99	±1	99	1	0	0	0	±2	1.0	±0.1	■
O4 – O6	99	±1	98	2	1	0	0	±2	1.0	±0.1	■
Experienced USC	91	±9	76	NR	8	NR	6	±15	1.6	±0.4	■
Not Experienced USC	99	±1	97	1	1	0	0	±1	1.0	±0.1	■
Experienced SH	100	±1	78	10	6	2	3	±8	1.4	±0.2	■
Not Experienced SH	99	±1	98	1	1	0	0	±1	1.0	±0.1	■
Deployed Past 12 Months	98	±1	97	1	1	0	0	±2	1.1	±0.1	■
Not Deployed Past 12 Months	99	±1	97	1	1	0	0	±1	1.0	±0.1	■
Army Enlisted	99	±1	96	1	2	0	1	±2	1.1	±0.1	■
E1 – E4	99	±1	96	2	1	0	1	±3	1.1	±0.1	■
Army Officers	99	±2	99	1	0	0	0	±2	1.0	±0.1	■
Navy Enlisted	99	±1	97	2	1	0	0	±2	1.1	±0.1	■
E1 – E4	98	±2	95	3	1	0	0	±4	1.1	±0.1	■
Navy Officers	99	±1	97	2	0	0	0	±2	1.0	±0.1	■
Marine Corps Enlisted	99	±1	97	1	2	0	0	±1	1.1	±0.1	■
E1 – E4	99	±1	96	1	3	0	0	±1	1.1	±0.1	■
Marine Corps Officers	99	±1	99	1	0	0	0	±1	1.0	±0.1	■
Air Force Enlisted	99	±1	99	1	0	0	0	±1	1.0	±0.1	■
E1 – E4	99	±1	98	1	1	0	0	±2	1.0	±0.1	■
Air Force Officers	99	±2	99	1	0	0	0	±2	1.0	±0.1	■

Note. Percent responding are active duty members who answered the question.

NR: Not reportable

30. How often during the past 12 months have you been in situations involving military personnel (active duty or Reserve), DoD/Service civilian employees, and/or contractors where one or more of these individuals (of either gender)...

j. Continued to ask you for dates, drinks, dinner, etc., even though you said "No"?

- 1. Never
- 2. Once or twice
- 3. Sometimes
- 4. Often
- 5. Very often

	Percent Responding		Percentages					Max ME	Frequency of Behaviors		
			1	2	3	4	5				
TOTAL	99	±1	96	2	2	0	0	±1	1.1	±0.1	
Army	99	±1	95	2	2	1	0	±1	1.1	±0.1	
Navy	99	±1	95	2	2	0	0	±2	1.1	±0.1	
Marine Corps	99	±1	96	2	2	0	0	±1	1.1	±0.1	
Air Force	99	±1	98	1	1	0	0	±1	1.0	±0.1	
Enlisted	99	±1	95	2	2	0	0	±1	1.1	±0.1	
E1 – E4	99	±1	94	3	2	1	0	±1	1.1	±0.1	
E1 – E3	98	±1	94	3	2	0	0	±2	1.1	±0.1	
E4	99	±1	94	2	2	1	0	±2	1.1	±0.1	
E5 – E9	99	±1	97	1	1	0	0	±1	1.1	±0.1	
E5 – E6	99	±1	96	1	2	0	0	±1	1.1	±0.1	
E7 – E9	99	±1	98	1	1	0	0	±1	1.0	±0.1	
Officers	99	±1	98	1	0	0	0	±1	1.0	±0.1	
O1 – O3	99	±1	97	2	1	0	0	±1	1.0	±0.1	
O4 – O6	99	±1	99	1	0	0	0	±1	1.0	±0.1	
Deployed Past 12 Months	99	±1	96	2	2	1	0	±1	1.1	±0.1	
Not Deployed Past 12 Months	99	±1	96	2	1	0	0	±1	1.1	±0.1	
Non-Hispanic White	99	±1	97	1	1	0	0	±1	1.1	±0.1	
Total Minority	99	±1	94	3	2	0	0	±1	1.1	±0.1	
Non-Hispanic Black	99	±1	94	2	3	0	0	±2	1.1	±0.1	
Hispanic	98	±1	94	3	2	0	0	±2	1.1	±0.1	
Experienced USC	96	±4	55	14	14	7	9	±8	2.0	±0.3	■
Not Experienced USC	99	±1	97	2	1	0	0	±1	1.1	±0.1	
Experienced SH	99	±1	65	17	9	4	4	±4	1.6	±0.1	■
Not Experienced SH	99	±1	98	1	1	0	0	±1	1.0	±0.1	
FEMALES	99	±1	85	8	4	2	1	±1	1.3	±0.1	■
Army	99	±1	81	10	5	2	2	±2	1.3	±0.1	■
Navy	99	±1	83	9	5	2	1	±2	1.3	±0.1	■
Marine Corps	99	±1	78	11	6	3	2	±2	1.4	±0.1	■
Air Force	98	±1	91	5	2	1	1	±2	1.2	±0.1	■
Enlisted	99	±1	83	9	4	2	2	±2	1.3	±0.1	■
E1 – E4	99	±1	80	11	5	2	2	±2	1.4	±0.1	■
E5 – E9	99	±1	88	6	3	2	1	±2	1.2	±0.1	■
Officers	99	±1	92	5	2	1	0	±2	1.1	±0.1	■
O1 – O3	99	±1	90	6	3	1	0	±2	1.2	±0.1	■
O4 – O6	99	±1	96	2	1	0	0	±2	1.1	±0.1	■
Experienced USC	99	±1	39	22	17	11	11	±5	2.3	±0.2	■
Not Experienced USC	99	±1	88	7	3	1	1	±1	1.2	±0.1	■
Experienced SH	100	±1	51	24	12	7	5	±3	1.9	±0.1	■
Not Experienced SH	98	±1	95	3	1	0	0	±1	1.1	±0.1	■
Deployed Past 12 Months	98	±1	80	10	5	2	2	±2	1.4	±0.1	■
Not Deployed Past 12 Months	99	±1	86	8	4	2	1	±1	1.2	±0.1	■

Note. Percent responding are active duty members who answered the question.

30. How often during the past 12 months have you been in situations involving military personnel (active duty or Reserve), DoD/Service civilian employees, and/or contractors where one or more of these individuals (of either gender)...
j. Continued to ask you for dates, drinks, dinner, etc., even though you said "No"?

	Percent Responding		Percentages					Max ME	Frequency of Behaviors		
			1	2	3	4	5				
Army Enlisted	99	±1	79	11	5	2	2	±3	1.4	±0.1	■
E1 – E4	99	±1	77	13	6	2	2	±4	1.4	±0.1	■
Army Officers	99	±1	89	7	3	1	0	±3	1.2	±0.1	■
Navy Enlisted	99	±1	81	10	5	2	2	±3	1.3	±0.1	■
E1 – E4	99	±1	79	11	5	3	2	±3	1.4	±0.1	■
Navy Officers	98	±1	93	4	1	1	1	±2	1.1	±0.1	■
Marine Corps Enlisted	99	±1	77	12	7	3	2	±2	1.4	±0.1	■
E1 – E4	99	±1	73	13	8	3	2	±2	1.5	±0.1	■
Marine Corps Officers	99	±1	89	6	3	1	1	±3	1.2	±0.1	■
Air Force Enlisted	98	±1	91	5	2	1	1	±2	1.2	±0.1	■
E1 – E4	98	±1	87	7	3	2	1	±3	1.2	±0.1	■
Air Force Officers	99	±1	95	3	1	1	0	±2	1.1	±0.1	■
MALES	99	±1	98	1	1	0	0	±1	1.0	±0.1	
Army	99	±1	97	1	1	0	0	±2	1.1	±0.1	■
Navy	99	±1	97	1	1	0	0	±2	1.0	±0.1	
Marine Corps	99	±1	97	1	2	0	0	±1	1.1	±0.1	■
Air Force	99	±1	99	0	0	0	0	±1	1.0	±0.1	
Enlisted	99	±1	97	1	1	0	0	±1	1.0	±0.1	
E1 – E4	99	±1	97	1	2	0	0	±2	1.1	±0.1	■
E5 – E9	99	±1	98	1	1	0	0	±1	1.0	±0.1	
Officers	99	±1	99	1	0	0	0	±1	1.0	±0.1	
O1 – O3	98	±1	99	1	0	0	0	±2	1.0	±0.1	
O4 – O6	99	±1	99	0	0	0	0	±2	1.0	±0.1	
Experienced USC	94	±7	70	7	11	NR	8	±15	1.7	±0.4	■
Not Experienced USC	99	±1	98	1	1	0	0	±1	1.0	±0.1	
Experienced SH	99	±2	79	10	7	1	3	±8	1.4	±0.2	■
Not Experienced SH	99	±1	99	0	1	0	0	±1	1.0	±0.1	
Deployed Past 12 Months	99	±1	97	1	1	0	0	±2	1.1	±0.1	■
Not Deployed Past 12 Months	99	±1	98	1	1	0	0	±1	1.0	±0.1	
Army Enlisted	99	±1	97	1	2	0	0	±2	1.1	±0.1	■
E1 – E4	99	±2	97	1	1	1	0	±3	1.1	±0.1	■
Army Officers	98	±2	99	1	0	0	0	±2	1.0	±0.1	
Navy Enlisted	99	±1	97	1	1	0	0	±2	1.1	±0.1	■
E1 – E4	99	±2	95	2	2	0	0	±4	1.1	±0.1	■
Navy Officers	99	±2	100	0	0	0	0	±2	1.0	±0.1	
Marine Corps Enlisted	99	±1	97	1	2	0	0	±1	1.1	±0.1	■
E1 – E4	99	±1	96	1	2	0	0	±1	1.1	±0.1	■
Marine Corps Officers	99	±1	99	0	0	0	0	±1	1.0	±0.1	
Air Force Enlisted	99	±1	99	0	0	0	0	±1	1.0	±0.1	
E1 – E4	99	±1	99	0	1	0	0	±2	1.0	±0.1	
Air Force Officers	99	±1	99	1	0	0	0	±2	1.0	±0.1	

Note. Percent responding are active duty members who answered the question.

NR: Not reportable

30. How often during the past 12 months have you been in situations involving military personnel (active duty or Reserve), DoD/Service civilian employees, and/or contractors where one or more of these individuals (of either gender)...
k. Made you feel like you were being bribed with some sort of reward or special treatment to engage in sexual behavior?

1. Never
 2. Once or twice
 3. Sometimes
 4. Often
 5. Very often

	Percent Responding		Percentages					Max ME	Frequency of Behaviors		
			1	2	3	4	5				
TOTAL	99	±1	98	1	1	0	0	±1	1.0	±0.1	
Army	99	±1	97	1	1	0	0	±1	1.1	±0.1	
Navy	98	±1	97	1	1	0	0	±1	1.0	±0.1	
Marine Corps	99	±1	97	1	2	0	0	±1	1.1	±0.1	
Air Force	99	±1	99	0	0	0	0	±1	1.0	±0.1	
Enlisted	99	±1	97	1	1	0	0	±1	1.1	±0.1	
E1 – E4	99	±1	96	1	2	0	0	±1	1.1	±0.1	
E1 – E3	99	±1	97	1	2	0	0	±2	1.1	±0.1	
E4	99	±1	96	1	2	0	1	±2	1.1	±0.1	
E5 – E9	99	±1	98	1	1	0	0	±1	1.0	±0.1	
E5 – E6	99	±1	98	1	1	0	0	±1	1.0	±0.1	
E7 – E9	99	±1	99	0	0	0	0	±1	1.0	±0.1	
Officers	99	±1	99	1	0	0	0	±1	1.0	±0.1	
O1 – O3	99	±1	99	1	0	0	0	±1	1.0	±0.1	
O4 – O6	99	±1	100	0	0	0	0	±1	1.0	±0.1	
Deployed Past 12 Months	98	±1	97	1	1	0	0	±1	1.1	±0.1	
Not Deployed Past 12 Months	99	±1	98	1	1	0	0	±1	1.0	±0.1	
Non-Hispanic White	99	±1	98	1	1	0	0	±1	1.0	±0.1	
Total Minority	99	±1	97	1	2	0	0	±1	1.1	±0.1	
Non-Hispanic Black	99	±1	96	1	2	0	0	±2	1.1	±0.1	
Hispanic	98	±2	97	2	1	0	0	±2	1.1	±0.1	
Experienced USC	94	±6	72	8	9	5	7	±8	1.7	±0.2	■
Not Experienced USC	99	±1	98	1	1	0	0	±1	1.0	±0.1	
Experienced SH	99	±2	83	8	5	1	3	±4	1.3	±0.1	■
Not Experienced SH	99	±1	99	0	1	0	0	±1	1.0	±0.1	
FEMALES	99	±1	94	3	2	1	1	±1	1.1	±0.1	
Army	99	±1	93	4	2	1	1	±2	1.1	±0.1	
Navy	99	±1	94	2	2	1	0	±2	1.1	±0.1	
Marine Corps	99	±1	91	4	3	1	1	±2	1.2	±0.1	
Air Force	99	±1	97	1	0	1	0	±2	1.1	±0.1	
Enlisted	99	±1	94	3	2	1	1	±1	1.1	±0.1	
E1 – E4	99	±1	92	3	3	1	1	±2	1.1	±0.1	
E5 – E9	99	±1	95	3	1	1	0	±1	1.1	±0.1	
Officers	99	±1	98	1	0	0	0	±1	1.0	±0.1	
O1 – O3	99	±1	98	2	0	0	0	±1	1.0	±0.1	
O4 – O6	98	±1	99	0	0	0	0	±1	1.0	±0.1	
Experienced USC	99	±1	69	10	7	7	6	±6	1.7	±0.2	■
Not Experienced USC	99	±1	96	2	1	0	0	±1	1.1	±0.1	
Experienced SH	100	±1	81	9	5	3	3	±3	1.4	±0.1	■
Not Experienced SH	99	±1	99	1	1	0	0	±1	1.0	±0.1	
Deployed Past 12 Months	99	±1	92	4	2	1	1	±2	1.1	±0.1	
Not Deployed Past 12 Months	99	±1	95	2	1	1	1	±1	1.1	±0.1	

Note. Percent responding are active duty members who answered the question.

30. How often during the past 12 months have you been in situations involving military personnel (active duty or Reserve), DoD/Service civilian employees, and/or contractors where one or more of these individuals (of either gender)...

k. Made you feel like you were being bribed with some sort of reward or special treatment to engage in sexual behavior?

	Percent Responding		Percentages					Max ME	Frequency of Behaviors		
			1	2	3	4	5				
Army Enlisted	99	±1	91	4	3	1	1	±2	1.2	±0.1	█
E1 – E4	99	±1	90	4	3	1	1	±3	1.2	±0.1	█
Army Officers	99	±1	98	2	0	0	0	±2	1.0	±0.1	
Navy Enlisted	99	±1	94	3	2	1	1	±2	1.1	±0.1	█
E1 – E4	99	±1	93	2	3	1	1	±2	1.1	±0.1	█
Navy Officers	98	±1	98	1	1	0	0	±2	1.0	±0.1	
Marine Corps Enlisted	99	±1	90	4	4	1	1	±2	1.2	±0.1	█
E1 – E4	99	±1	89	4	4	1	1	±2	1.2	±0.1	█
Marine Corps Officers	99	±1	97	1	1	1	0	±2	1.0	±0.1	
Air Force Enlisted	99	±1	97	1	1	1	1	±2	1.1	±0.1	█
E1 – E4	99	±1	96	2	1	1	0	±4	1.1	±0.1	█
Air Force Officers	99	±1	99	1	0	0	0	±1	1.0	±0.1	
MALES	99	±1	98	1	1	0	0	±1	1.0	±0.1	
Army	99	±1	98	1	1	0	0	±2	1.0	±0.1	
Navy	98	±1	98	1	1	0	0	±2	1.0	±0.1	
Marine Corps	99	±1	97	1	2	0	0	±1	1.0	±0.1	
Air Force	99	±1	100	0	0	0	0	±1	1.0	±0.1	
Enlisted	99	±1	98	1	1	0	0	±1	1.0	±0.1	
E1 – E4	99	±1	97	1	1	0	0	±1	1.1	±0.1	█
E5 – E9	99	±1	99	0	1	0	0	±1	1.0	±0.1	
Officers	99	±1	100	0	0	0	0	±1	1.0	±0.1	
O1 – O3	99	±1	100	0	0	0	0	±2	1.0	±0.1	
O4 – O6	99	±1	100	0	0	0	0	±2	1.0	±0.1	
Experienced USC	89	±11	74	NR	10	NR	7	±15	1.6	±0.4	█
Not Experienced USC	99	±1	98	1	1	0	0	±1	1.0	±0.1	
Experienced SH	99	±3	85	7	6	0	3	±7	1.3	±0.2	█
Not Experienced SH	99	±1	99	0	1	0	0	±1	1.0	±0.1	
Deployed Past 12 Months	98	±1	98	0	1	0	0	±2	1.0	±0.1	
Not Deployed Past 12 Months	99	±1	98	1	1	0	0	±1	1.0	±0.1	
Army Enlisted	99	±1	98	1	1	0	0	±2	1.0	±0.1	
E1 – E4	99	±1	97	1	1	0	0	±3	1.1	±0.1	█
Army Officers	99	±2	100	0	0	0	0	±2	1.0	±0.1	
Navy Enlisted	98	±2	98	1	1	0	0	±2	1.0	±0.1	
E1 – E4	98	±2	96	2	2	0	0	±4	1.1	±0.1	█
Navy Officers	99	±2	100	0	0	0	0	±2	1.0	±0.1	
Marine Corps Enlisted	99	±1	97	1	2	0	0	±1	1.1	±0.1	█
E1 – E4	99	±1	96	1	3	0	0	±1	1.1	±0.1	█
Marine Corps Officers	99	±1	99	0	0	0	0	±1	1.0	±0.1	
Air Force Enlisted	99	±1	100	0	0	0	0	±1	1.0	±0.1	
E1 – E4	99	±1	99	0	1	0	0	±2	1.0	±0.1	
Air Force Officers	99	±1	99	1	0	0	0	±2	1.0	±0.1	

Note. Percent responding are active duty members who answered the question.

NR: Not reportable

30. How often during the past 12 months have you been in situations involving military personnel (active duty or Reserve), DoD/Service civilian employees, and/or contractors where one or more of these individuals (of either gender)...

I. Made you feel threatened with some sort of retaliation for not being sexually cooperative (e.g., by mentioning an upcoming review)?

1. Never
 2. Once or twice
 3. Sometimes
 4. Often
 5. Very often

	Percent Responding		Percentages					Max ME	Frequency of Behaviors	
			1	2	3	4	5			
TOTAL	96	±1	98	1	1	0	0	±1	1.0	±0.1
Army	97	±1	98	1	1	0	0	±1	1.0	±0.1
Navy	97	±2	98	1	1	0	0	±1	1.0	±0.1
Marine Corps	96	±1	97	1	2	0	0	±1	1.0	±0.1
Air Force	96	±1	99	0	0	0	0	±1	1.0	±0.1
Enlisted	96	±1	98	1	1	0	0	±1	1.0	±0.1
E1 – E4	96	±1	97	1	1	0	0	±1	1.1	±0.1
E1 – E3	95	±2	97	1	1	0	0	±2	1.0	±0.1
E4	97	±2	97	1	2	0	0	±2	1.1	±0.1
E5 – E9	97	±1	99	0	1	0	0	±1	1.0	±0.1
E5 – E6	97	±1	98	1	1	0	0	±1	1.0	±0.1
E7 – E9	96	±2	99	0	0	0	0	±1	1.0	±0.1
Officers	97	±1	100	0	0	0	0	±1	1.0	±0.1
O1 – O3	97	±2	99	0	0	0	0	±1	1.0	±0.1
O4 – O6	97	±2	100	0	0	0	0	±2	1.0	±0.1
Deployed Past 12 Months	96	±1	98	1	1	0	0	±1	1.0	±0.1
Not Deployed Past 12 Months	97	±1	98	1	1	0	0	±1	1.0	±0.1
Non-Hispanic White	97	±1	99	0	1	0	0	±1	1.0	±0.1
Total Minority	96	±1	97	1	1	0	0	±1	1.1	±0.1
Non-Hispanic Black	96	±2	97	1	2	0	0	±2	1.1	±0.1
Hispanic	95	±2	97	1	1	0	0	±2	1.0	±0.1
Experienced USC	92	±6	77	4	8	4	7	±7	1.6	±0.3
Not Experienced USC	97	±1	99	1	1	0	0	±1	1.0	±0.1
Experienced SH	98	±2	87	5	5	1	2	±4	1.3	±0.1
Not Experienced SH	96	±1	99	0	1	0	0	±1	1.0	±0.1
FEMALES	97	±1	95	2	2	0	1	±1	1.1	±0.1
Army	97	±1	94	3	2	0	1	±2	1.1	±0.1
Navy	98	±1	95	2	2	0	1	±2	1.1	±0.1
Marine Corps	97	±1	93	3	3	1	1	±1	1.1	±0.1
Air Force	96	±1	98	1	0	1	0	±2	1.1	±0.1
Enlisted	97	±1	95	2	2	1	1	±1	1.1	±0.1
E1 – E4	97	±1	94	2	3	1	1	±2	1.1	±0.1
E5 – E9	97	±1	96	2	1	0	1	±1	1.1	±0.1
Officers	98	±1	99	1	0	0	0	±1	1.0	±0.1
O1 – O3	98	±1	98	1	1	0	0	±1	1.0	±0.1
O4 – O6	98	±1	100	0	0	0	0	±1	1.0	±0.1
Experienced USC	98	±2	72	8	9	5	6	±6	1.6	±0.2
Not Experienced USC	97	±1	97	1	1	0	0	±1	1.1	±0.1
Experienced SH	98	±1	85	6	5	2	2	±3	1.3	±0.1
Not Experienced SH	97	±1	99	1	1	0	0	±1	1.0	±0.1
Deployed Past 12 Months	97	±1	93	4	2	1	1	±2	1.1	±0.1
Not Deployed Past 12 Months	97	±1	96	1	1	0	0	±1	1.1	±0.1

Note. Percent responding are active duty members who answered the question.

30. How often during the past 12 months have you been in situations involving military personnel (active duty or Reserve), DoD/Service civilian employees, and/or contractors where one or more of these individuals (of either gender)...

I. Made you feel threatened with some sort of retaliation for not being sexually cooperative (e.g., by mentioning an upcoming review)?

	Percent Responding		Percentages					Max ME	Frequency of Behaviors		
			1	2	3	4	5				
Army Enlisted	97	±1	93	3	3	0	1	±2	1.1	±0.1	
E1 – E4	97	±2	92	3	4	0	1	±3	1.2	±0.1	
Army Officers	98	±1	98	1	1	0	0	±2	1.0	±0.1	
Navy Enlisted	98	±1	95	2	2	0	1	±2	1.1	±0.1	
E1 – E4	98	±2	94	2	2	0	1	±2	1.1	±0.1	
Navy Officers	97	±2	98	1	1	0	0	±2	1.0	±0.1	
Marine Corps Enlisted	97	±1	93	3	3	1	1	±1	1.1	±0.1	
E1 – E4	96	±1	92	3	4	1	1	±2	1.2	±0.1	
Marine Corps Officers	98	±1	98	0	1	0	0	±2	1.0	±0.1	
Air Force Enlisted	96	±1	97	1	1	1	1	±2	1.1	±0.1	
E1 – E4	96	±2	97	1	1	1	0	±4	1.1	±0.1	
Air Force Officers	98	±1	100	0	0	0	0	±1	1.0	±0.1	
MALES	96	±1	99	0	1	0	0	±1	1.0	±0.1	
Army	97	±1	98	0	1	0	0	±1	1.0	±0.1	
Navy	97	±2	99	0	1	0	0	±2	1.0	±0.1	
Marine Corps	96	±1	98	1	1	0	0	±1	1.0	±0.1	
Air Force	96	±2	99	0	0	0	0	±1	1.0	±0.1	
Enlisted	96	±1	98	0	1	0	0	±1	1.0	±0.1	
E1 – E4	96	±2	98	1	1	0	0	±1	1.0	±0.1	
E5 – E9	97	±1	99	0	1	0	0	±1	1.0	±0.1	
Officers	97	±1	100	0	0	0	0	±1	1.0	±0.1	
O1 – O3	97	±2	100	0	0	0	0	±2	1.0	±0.1	
O4 – O6	97	±2	100	0	0	0	0	±2	1.0	±0.1	
Experienced USC	87	±10	81	0	7	NR	8	±14	1.6	±0.4	
Not Experienced USC	97	±1	99	0	1	0	0	±1	1.0	±0.1	
Experienced SH	98	±3	89	3	6	0	2	±7	1.2	±0.2	
Not Experienced SH	96	±1	99	0	1	0	0	±1	1.0	±0.1	
Deployed Past 12 Months	96	±2	98	0	1	0	0	±1	1.0	±0.1	
Not Deployed Past 12 Months	97	±1	99	0	1	0	0	±1	1.0	±0.1	
Army Enlisted	97	±2	98	0	1	0	0	±2	1.0	±0.1	
E1 – E4	97	±2	98	1	1	0	0	±3	1.0	±0.1	
Army Officers	98	±2	100	0	0	0	0	±2	1.0	±0.1	
Navy Enlisted	96	±2	99	1	1	0	0	±2	1.0	±0.1	
E1 – E4	95	±3	97	1	1	0	0	±3	1.0	±0.1	
Navy Officers	98	±2	100	0	0	0	0	±0	1.0	±0.0	
Marine Corps Enlisted	96	±1	98	1	2	0	0	±1	1.0	±0.1	
E1 – E4	96	±1	97	1	2	0	0	±1	1.1	±0.1	
Marine Corps Officers	99	±1	100	0	0	0	0	±1	1.0	±0.1	
Air Force Enlisted	96	±2	100	0	0	0	0	±1	1.0	±0.1	
E1 – E4	95	±3	99	0	1	0	0	±2	1.0	±0.1	
Air Force Officers	95	±3	99	1	0	0	0	±2	1.0	±0.1	

Note. Percent responding are active duty members who answered the question.

NR: Not reportable

30. How often during the past 12 months have you been in situations involving military personnel (active duty or Reserve), DoD/Service civilian employees, and/or contractors where one or more of these individuals (of either gender)...
m. Touched you in a way that made you feel uncomfortable?

1. Never
 2. Once or twice
 3. Sometimes
 4. Often
 5. Very often

	Percent Responding		Percentages					Max ME	Frequency of Behaviors		
			1	2	3	4	5				
TOTAL	99	±1	95	3	1	0	0	±1	1.1	±0.1	
Army	99	±1	95	3	1	0	0	±2	1.1	±0.1	
Navy	99	±1	94	4	1	0	0	±2	1.1	±0.1	
Marine Corps	99	±1	95	3	2	0	0	±1	1.1	±0.1	
Air Force	99	±1	98	2	0	0	0	±1	1.0	±0.1	
Enlisted	99	±1	95	3	1	0	0	±1	1.1	±0.1	
E1 – E4	99	±1	94	4	2	0	0	±2	1.1	±0.1	
E1 – E3	98	±1	94	4	1	0	0	±2	1.1	±0.1	
E4	99	±1	93	4	2	1	1	±2	1.1	±0.1	
E5 – E9	99	±1	97	2	1	0	0	±1	1.1	±0.1	
E5 – E6	99	±1	96	2	1	0	0	±1	1.1	±0.1	
E7 – E9	99	±1	98	1	0	0	0	±1	1.0	±0.1	
Officers	99	±1	98	2	0	0	0	±1	1.0	±0.1	
O1 – O3	98	±1	97	3	0	0	0	±1	1.0	±0.1	
O4 – O6	99	±1	99	1	0	0	0	±1	1.0	±0.1	
Deployed Past 12 Months	99	±1	95	3	1	0	0	±2	1.1	±0.1	
Not Deployed Past 12 Months	99	±1	96	3	1	0	0	±1	1.1	±0.1	
Non-Hispanic White	99	±1	96	3	1	0	0	±1	1.1	±0.1	
Total Minority	99	±1	94	3	2	0	0	±1	1.1	±0.1	
Non-Hispanic Black	98	±1	94	4	2	0	0	±2	1.1	±0.1	
Hispanic	98	±1	95	3	1	0	0	±2	1.1	±0.1	
Experienced USC	97	±4	37	35	13	7	8	±9	2.1	±0.3	
Not Experienced USC	99	±1	97	2	1	0	0	±1	1.1	±0.1	
Experienced SH	100	±1	63	24	6	2	4	±5	1.6	±0.1	
Not Experienced SH	99	±1	98	1	1	0	0	±1	1.0	±0.1	
FEMALES	99	±1	89	8	2	1	1	±1	1.2	±0.1	
Army	99	±1	86	10	3	1	1	±2	1.2	±0.1	
Navy	99	±1	88	8	3	1	1	±2	1.2	±0.1	
Marine Corps	99	±1	84	11	4	1	0	±2	1.2	±0.1	
Air Force	98	±1	94	4	1	0	1	±2	1.1	±0.1	
Enlisted	99	±1	88	8	3	1	1	±1	1.2	±0.1	
E1 – E4	99	±1	85	10	3	1	1	±2	1.2	±0.1	
E5 – E9	98	±1	91	6	2	0	1	±2	1.1	±0.1	
Officers	99	±1	93	6	1	0	0	±2	1.1	±0.1	
O1 – O3	99	±1	91	7	1	0	0	±2	1.1	±0.1	
O4 – O6	99	±1	95	4	0	0	0	±2	1.1	±0.1	
Experienced USC	99	±1	33	38	15	6	8	±5	2.2	±0.2	
Not Experienced USC	99	±1	92	6	2	0	0	±1	1.1	±0.1	
Experienced SH	100	±1	62	25	8	2	3	±3	1.6	±0.1	
Not Experienced SH	98	±1	97	2	1	0	0	±1	1.0	±0.1	
Deployed Past 12 Months	99	±1	86	10	3	1	1	±2	1.2	±0.1	
Not Deployed Past 12 Months	99	±1	90	7	2	0	1	±1	1.2	±0.1	

Note. Percent responding are active duty members who answered the question.

**30. How often during the past 12 months have you been in situations involving military personnel (active duty or Reserve), DoD/Service civilian employees, and/or contractors where one or more of these individuals (of either gender)...
m. Touched you in a way that made you feel uncomfortable?**

	Percent Responding		Percentages					Max ME	Frequency of Behaviors		
			1	2	3	4	5				
Army Enlisted	99	±1	85	10	4	1	1	±2	1.2	±0.1	█
E1 – E4	99	±1	83	11	4	1	1	±3	1.3	±0.1	█
Army Officers	99	±1	91	7	1	1	0	±3	1.1	±0.1	█
Navy Enlisted	99	±1	87	9	3	1	1	±2	1.2	±0.1	█
E1 – E4	99	±1	85	10	3	1	1	±3	1.2	±0.1	█
Navy Officers	99	±1	92	7	0	0	0	±2	1.1	±0.1	█
Marine Corps Enlisted	99	±1	83	11	5	1	0	±2	1.2	±0.1	█
E1 – E4	99	±1	82	11	5	1	1	±2	1.3	±0.1	█
Marine Corps Officers	99	±1	89	8	3	0	0	±5	1.1	±0.1	█
Air Force Enlisted	98	±1	93	4	1	0	1	±2	1.1	±0.1	█
E1 – E4	99	±1	91	6	2	0	1	±5	1.1	±0.1	█
Air Force Officers	99	±1	95	4	0	0	0	±2	1.1	±0.1	█
MALES	99	±1	97	2	1	0	0	±1	1.1	±0.1	█
Army	99	±1	96	2	1	0	0	±2	1.1	±0.1	█
Navy	99	±1	96	3	1	0	0	±2	1.1	±0.1	█
Marine Corps	99	±1	96	2	2	0	0	±1	1.1	±0.1	█
Air Force	99	±1	99	1	0	0	0	±1	1.0	±0.1	█
Enlisted	99	±1	96	2	1	0	0	±1	1.1	±0.1	█
E1 – E4	99	±1	95	3	1	0	0	±2	1.1	±0.1	█
E5 – E9	99	±1	97	1	1	0	0	±1	1.0	±0.1	█
Officers	99	±1	99	1	0	0	0	±1	1.0	±0.1	█
O1 – O3	98	±2	98	1	0	0	0	±2	1.0	±0.1	█
O4 – O6	100	±1	99	1	0	0	0	±2	1.0	±0.1	█
Experienced USC	96	±7	41	32	11	NR	8	±16	2.1	±0.4	█
Not Experienced USC	99	±1	97	2	1	0	0	±1	1.0	±0.1	█
Experienced SH	100	±0	64	24	5	2	5	±9	1.6	±0.2	█
Not Experienced SH	99	±1	98	1	1	0	0	±1	1.0	±0.1	█
Deployed Past 12 Months	99	±1	96	3	1	0	0	±2	1.1	±0.1	█
Not Deployed Past 12 Months	99	±1	97	2	1	0	0	±1	1.0	±0.1	█
Army Enlisted	99	±1	96	2	1	0	0	±2	1.1	±0.1	█
E1 – E4	99	±2	95	3	1	0	0	±3	1.1	±0.1	█
Army Officers	99	±1	99	1	0	0	0	±2	1.0	±0.1	█
Navy Enlisted	99	±1	95	4	1	0	0	±3	1.1	±0.1	█
E1 – E4	98	±2	92	6	2	0	0	±5	1.1	±0.1	█
Navy Officers	99	±1	99	1	0	0	0	±2	1.0	±0.1	█
Marine Corps Enlisted	99	±1	95	2	2	0	0	±1	1.1	±0.1	█
E1 – E4	99	±1	94	3	2	0	0	±2	1.1	±0.1	█
Marine Corps Officers	99	±1	99	1	0	0	0	±1	1.0	±0.1	█
Air Force Enlisted	99	±1	99	1	0	0	0	±1	1.0	±0.1	█
E1 – E4	99	±1	98	1	1	0	0	±2	1.0	±0.1	█
Air Force Officers	98	±2	98	2	0	0	0	±3	1.0	±0.1	█

Note. Percent responding are active duty members who answered the question.

NR: Not reportable

30. How often during the past 12 months have you been in situations involving military personnel (active duty or Reserve), DoD/Service civilian employees, and/or contractors where one or more of these individuals (of either gender)...
n. Intentionally cornered you or leaned over you in a sexual way?

1. Never
 2. Once or twice
 3. Sometimes
 4. Often
 5. Very often

	Percent Responding		Percentages					Max ME	Frequency of Behaviors		
			1	2	3	4	5				
TOTAL	99	±1	97	2	1	0	0	±1	1.1	±0.1	
Army	99	±1	96	2	1	0	0	±1	1.1	±0.1	
Navy	99	±1	97	2	1	0	0	±1	1.1	±0.1	
Marine Corps	99	±1	96	2	2	0	0	±1	1.1	±0.1	
Air Force	99	±1	99	1	0	0	0	±1	1.0	±0.1	
Enlisted	99	±1	96	2	1	0	0	±1	1.1	±0.1	
E1 – E4	99	±1	96	2	2	0	0	±1	1.1	±0.1	
E1 – E3	99	±1	96	2	2	0	0	±2	1.1	±0.1	
E4	99	±1	95	2	2	1	1	±2	1.1	±0.1	
E5 – E9	99	±1	97	1	1	0	0	±1	1.0	±0.1	
E5 – E6	99	±1	97	1	1	0	0	±1	1.1	±0.1	
E7 – E9	99	±1	98	1	0	0	0	±1	1.0	±0.1	
Officers	99	±1	99	1	0	0	0	±1	1.0	±0.1	
O1 – O3	99	±1	98	2	0	0	0	±1	1.0	±0.1	
O4 – O6	99	±1	99	0	0	0	0	±1	1.0	±0.1	
Deployed Past 12 Months	99	±1	96	2	1	0	0	±1	1.1	±0.1	
Not Deployed Past 12 Months	99	±1	97	1	1	0	0	±1	1.0	±0.1	
Non-Hispanic White	99	±1	98	1	1	0	0	±1	1.0	±0.1	
Total Minority	99	±1	96	2	1	0	0	±1	1.1	±0.1	
Non-Hispanic Black	99	±1	95	2	2	0	0	±2	1.1	±0.1	
Hispanic	98	±2	96	2	1	0	0	±2	1.1	±0.1	
Experienced USC	94	±5	55	19	10	7	8	±9	1.9	±0.3	
Not Experienced USC	99	±1	98	1	1	0	0	±1	1.0	±0.1	
Experienced SH	99	±2	72	17	6	2	4	±4	1.5	±0.1	
Not Experienced SH	99	±1	99	0	1	0	0	±1	1.0	±0.1	
FEMALES	99	±1	91	5	2	1	1	±1	1.1	±0.1	
Army	99	±1	89	7	3	1	1	±2	1.2	±0.1	
Navy	99	±1	91	6	2	1	1	±2	1.1	±0.1	
Marine Corps	99	±1	87	8	4	1	0	±2	1.2	±0.1	
Air Force	99	±1	95	3	1	0	1	±2	1.1	±0.1	
Enlisted	99	±1	90	6	2	1	1	±1	1.2	±0.1	
E1 – E4	99	±1	88	7	3	1	1	±2	1.2	±0.1	
E5 – E9	99	±1	93	4	1	1	1	±2	1.1	±0.1	
Officers	99	±1	95	4	1	0	0	±1	1.1	±0.1	
O1 – O3	99	±1	94	4	1	0	0	±2	1.1	±0.1	
O4 – O6	99	±1	97	2	0	0	0	±2	1.0	±0.1	
Experienced USC	99	±2	46	28	12	6	8	±5	2.0	±0.2	
Not Experienced USC	99	±1	94	4	1	0	0	±1	1.1	±0.1	
Experienced SH	99	±1	69	19	6	3	3	±3	1.5	±0.1	
Not Experienced SH	99	±1	98	1	1	0	0	±1	1.0	±0.1	
Deployed Past 12 Months	99	±1	87	8	3	1	1	±2	1.2	±0.1	
Not Deployed Past 12 Months	99	±1	93	5	2	0	1	±1	1.1	±0.1	

Note. Percent responding are active duty members who answered the question.

30. How often during the past 12 months have you been in situations involving military personnel (active duty or Reserve), DoD/Service civilian employees, and/or contractors where one or more of these individuals (of either gender)...
n. Intentionally cornered you or leaned over you in a sexual way?

	Percent Responding		Percentages					Max ME	Frequency of Behaviors		
			1	2	3	4	5				
Army Enlisted	99	±1	88	7	3	1	1	±2	1.2	±0.1	
E1 – E4	99	±1	86	8	4	1	1	±3	1.2	±0.1	
Army Officers	99	±1	94	5	1	0	0	±3	1.1	±0.1	
Navy Enlisted	99	±1	90	6	2	1	1	±2	1.2	±0.1	
E1 – E4	99	±1	89	7	3	1	1	±3	1.2	±0.1	
Navy Officers	99	±1	95	4	0	0	0	±2	1.1	±0.1	
Marine Corps Enlisted	99	±1	86	8	4	1	0	±2	1.2	±0.1	
E1 – E4	99	±1	85	9	4	1	1	±2	1.2	±0.1	
Marine Corps Officers	99	±1	93	6	1	0	0	±2	1.1	±0.1	
Air Force Enlisted	99	±1	95	3	1	0	1	±2	1.1	±0.1	
E1 – E4	99	±1	93	4	1	0	1	±4	1.1	±0.1	
Air Force Officers	99	±1	97	2	1	0	0	±2	1.0	±0.1	
MALES	99	±1	98	1	1	0	0	±1	1.0	±0.1	
Army	99	±1	97	1	1	0	0	±2	1.1	±0.1	
Navy	99	±1	98	1	1	0	0	±2	1.0	±0.1	
Marine Corps	99	±1	97	1	2	0	0	±1	1.1	±0.1	
Air Force	99	±1	99	0	0	0	0	±1	1.0	±0.1	
Enlisted	99	±1	98	1	1	0	0	±1	1.0	±0.1	
E1 – E4	99	±1	97	1	1	0	0	±1	1.1	±0.1	
E5 – E9	99	±1	98	1	1	0	0	±1	1.0	±0.1	
Officers	99	±1	99	1	0	0	0	±1	1.0	±0.1	
O1 – O3	99	±1	99	1	0	0	0	±2	1.0	±0.1	
O4 – O6	99	±1	100	0	0	0	0	±2	1.0	±0.1	
Experienced USC	90	±9	65	10	9	NR	8	±16	1.8	±0.5	
Not Experienced USC	99	±1	98	1	1	0	0	±1	1.0	±0.1	
Experienced SH	98	±3	75	14	5	2	4	±8	1.5	±0.2	
Not Experienced SH	99	±1	99	0	1	0	0	±1	1.0	±0.1	
Deployed Past 12 Months	99	±1	97	1	1	0	0	±1	1.1	±0.1	
Not Deployed Past 12 Months	99	±1	98	1	1	0	0	±1	1.0	±0.1	
Army Enlisted	99	±1	97	1	1	0	0	±2	1.1	±0.1	
E1 – E4	99	±1	97	1	1	0	0	±3	1.1	±0.1	
Army Officers	99	±1	99	1	0	0	0	±2	1.0	±0.1	
Navy Enlisted	99	±2	97	1	1	0	0	±2	1.0	±0.1	
E1 – E4	98	±3	97	2	1	0	0	±3	1.1	±0.1	
Navy Officers	99	±2	99	1	0	0	0	±2	1.0	±0.1	
Marine Corps Enlisted	99	±1	97	1	2	0	0	±1	1.1	±0.1	
E1 – E4	99	±1	96	1	2	0	0	±1	1.1	±0.1	
Marine Corps Officers	99	±1	99	0	0	0	0	±1	1.0	±0.1	
Air Force Enlisted	99	±1	99	0	0	0	0	±1	1.0	±0.1	
E1 – E4	100	±1	99	0	1	0	0	±2	1.0	±0.1	
Air Force Officers	98	±2	99	1	0	0	0	±2	1.0	±0.1	

Note. Percent responding are active duty members who answered the question.

NR: Not reportable

30. How often during the past 12 months have you been in situations involving military personnel (active duty or Reserve), DoD/Service civilian employees, and/or contractors where one or more of these individuals (of either gender)...
o. Treated you badly for refusing to have sex?

1. Never
 2. Once or twice
 3. Sometimes
 4. Often
 5. Very often

	Percent Responding		Percentages					Max ME	Frequency of Behaviors		
			1	2	3	4	5				
TOTAL	99	±1	98	1	1	0	0	±1	1.0	±0.1	
Army	99	±1	98	1	1	0	0	±1	1.0	±0.1	
Navy	99	±1	98	1	1	0	0	±1	1.0	±0.1	
Marine Corps	99	±1	97	1	2	0	0	±1	1.1	±0.1	
Air Force	99	±1	99	0	0	0	0	±1	1.0	±0.1	
Enlisted	99	±1	98	1	1	0	0	±1	1.0	±0.1	
E1 – E4	99	±1	97	1	1	0	0	±1	1.1	±0.1	
E1 – E3	99	±1	97	1	1	0	0	±1	1.0	±0.1	
E4	99	±1	97	1	1	0	0	±2	1.1	±0.1	
E5 – E9	99	±1	99	0	1	0	0	±1	1.0	±0.1	
E5 – E6	99	±1	98	0	1	0	0	±1	1.0	±0.1	
E7 – E9	99	±1	99	0	0	0	0	±1	1.0	±0.1	
Officers	99	±1	100	0	0	0	0	±1	1.0	±0.1	
O1 – O3	99	±1	100	0	0	0	0	±1	1.0	±0.1	
O4 – O6	99	±1	100	0	0	0	0	±1	1.0	±0.1	
Deployed Past 12 Months	99	±1	98	1	1	0	0	±1	1.0	±0.1	
Not Deployed Past 12 Months	99	±1	98	1	1	0	0	±1	1.0	±0.1	
Non-Hispanic White	99	±1	99	0	1	0	0	±1	1.0	±0.1	
Total Minority	99	±1	97	1	1	0	0	±1	1.0	±0.1	
Non-Hispanic Black	99	±1	97	1	2	0	0	±2	1.1	±0.1	
Hispanic	98	±2	98	1	1	0	0	±2	1.0	±0.1	
Experienced USC	95	±4	73	9	8	5	5	±7	1.6	±0.2	■
Not Experienced USC	99	±1	99	0	1	0	0	±1	1.0	±0.1	
Experienced SH	100	±1	87	6	4	1	2	±3	1.2	±0.1	
Not Experienced SH	99	±1	99	0	1	0	0	±1	1.0	±0.1	
FEMALES	99	±1	95	2	1	0	0	±1	1.1	±0.1	
Army	99	±1	94	3	2	0	1	±2	1.1	±0.1	
Navy	99	±1	95	2	2	0	0	±2	1.1	±0.1	
Marine Corps	99	±1	92	4	3	1	0	±1	1.1	±0.1	
Air Force	99	±1	98	1	0	0	0	±1	1.0	±0.1	
Enlisted	99	±1	95	2	2	0	1	±1	1.1	±0.1	
E1 – E4	99	±1	94	3	2	1	1	±1	1.1	±0.1	
E5 – E9	99	±1	96	2	1	0	1	±1	1.1	±0.1	
Officers	99	±1	99	1	0	0	0	±1	1.0	±0.1	
O1 – O3	99	±1	98	1	0	0	0	±1	1.0	±0.1	
O4 – O6	99	±1	99	0	0	0	0	±1	1.0	±0.1	
Experienced USC	99	±1	66	15	10	3	6	±5	1.7	±0.2	■
Not Experienced USC	99	±1	97	1	1	0	0	±1	1.0	±0.1	
Experienced SH	99	±1	84	8	4	2	2	±2	1.3	±0.1	
Not Experienced SH	98	±1	99	0	1	0	0	±1	1.0	±0.1	
Deployed Past 12 Months	99	±1	93	3	2	0	1	±2	1.1	±0.1	
Not Deployed Past 12 Months	99	±1	96	2	1	0	0	±1	1.1	±0.1	

Note. Percent responding are active duty members who answered the question.

30. How often during the past 12 months have you been in situations involving military personnel (active duty or Reserve), DoD/Service civilian employees, and/or contractors where one or more of these individuals (of either gender)...
o. Treated you badly for refusing to have sex?

	Percent Responding		Percentages					Max ME	Frequency of Behaviors		
			1	2	3	4	5				
Army Enlisted	98	±1	93	4	2	0	1	±2	1.1	±0.1	
E1 – E4	99	±1	92	4	2	0	1	±3	1.1	±0.1	
Army Officers	99	±1	98	1	1	0	0	±2	1.0	±0.1	
Navy Enlisted	99	±1	95	2	2	1	1	±2	1.1	±0.1	
E1 – E4	99	±1	94	2	3	1	1	±2	1.1	±0.1	
Navy Officers	98	±1	99	1	0	0	0	±1	1.0	±0.1	
Marine Corps Enlisted	99	±1	91	4	3	1	1	±2	1.2	±0.1	
E1 – E4	99	±1	90	5	3	1	1	±2	1.2	±0.1	
Marine Corps Officers	99	±1	98	2	0	0	0	±2	1.0	±0.1	
Air Force Enlisted	99	±1	97	1	1	0	1	±2	1.1	±0.1	
E1 – E4	98	±1	97	2	1	0	0	±2	1.1	±0.1	
Air Force Officers	99	±1	99	1	0	0	0	±1	1.0	±0.1	
MALES	99	±1	99	0	1	0	0	±1	1.0	±0.1	
Army	99	±1	98	0	1	0	0	±1	1.0	±0.1	
Navy	99	±1	99	0	1	0	0	±2	1.0	±0.1	
Marine Corps	99	±1	98	1	2	0	0	±1	1.0	±0.1	
Air Force	99	±1	100	0	0	0	0	±1	1.0	±0.1	
Enlisted	99	±1	98	0	1	0	0	±1	1.0	±0.1	
E1 – E4	99	±1	98	1	1	0	0	±1	1.0	±0.1	
E5 – E9	99	±1	99	0	1	0	0	±1	1.0	±0.1	
Officers	99	±1	100	0	0	0	0	±1	1.0	±0.1	
O1 – O3	99	±1	100	0	0	0	0	±1	1.0	±0.1	
O4 – O6	99	±1	100	0	0	0	0	±0	1.0	±0.0	
Experienced USC	93	±8	79	3	7	NR	5	±14	1.6	±0.4	
Not Experienced USC	99	±1	99	0	1	0	0	±1	1.0	±0.1	
Experienced SH	100	±1	90	3	5	1	1	±7	1.2	±0.2	
Not Experienced SH	99	±1	99	0	1	0	0	±1	1.0	±0.1	
Deployed Past 12 Months	99	±1	99	0	1	0	0	±1	1.0	±0.1	
Not Deployed Past 12 Months	99	±1	99	0	1	0	0	±1	1.0	±0.1	
Army Enlisted	99	±1	98	0	1	0	0	±2	1.0	±0.1	
E1 – E4	99	±1	98	1	1	0	0	±2	1.0	±0.1	
Army Officers	99	±1	100	0	0	0	0	±0	1.0	±0.0	
Navy Enlisted	99	±1	98	0	1	0	0	±2	1.0	±0.1	
E1 – E4	98	±2	97	1	1	0	0	±3	1.1	±0.1	
Navy Officers	99	±2	100	0	0	0	0	±0	1.0	±0.0	
Marine Corps Enlisted	99	±1	97	1	2	0	0	±1	1.0	±0.1	
E1 – E4	99	±1	97	1	2	0	0	±1	1.1	±0.1	
Marine Corps Officers	99	±1	100	0	0	0	0	±1	1.0	±0.1	
Air Force Enlisted	99	±1	100	0	0	0	0	±1	1.0	±0.1	
E1 – E4	98	±2	99	0	1	0	0	±2	1.0	±0.1	
Air Force Officers	98	±2	100	0	0	0	0	±2	1.0	±0.1	

Note. Percent responding are active duty members who answered the question.

NR: Not reportable

30. How often during the past 12 months have you been in situations involving military personnel (active duty or Reserve), DoD/Service civilian employees, and/or contractors where one or more of these individuals (of either gender)...

p. Implied faster promotions or better treatment if you were sexually cooperative?

- | | | |
|----------|------------------|--------------|
| 1. Never | 2. Once or twice | 3. Sometimes |
| 4. Often | 5. Very often | |

	Percent Responding		Percentages					Max ME	Frequency of Behaviors	
			1	2	3	4	5			
TOTAL	99	±1	98	1	1	0	0	±1	1.0	±0.1
Army	99	±1	98	1	1	0	0	±1	1.0	±0.1
Navy	99	±1	98	0	1	0	0	±1	1.0	±0.1
Marine Corps	99	±1	97	1	2	0	0	±1	1.0	±0.1
Air Force	99	±1	99	0	0	0	0	±1	1.0	±0.1
Enlisted	99	±1	98	1	1	0	0	±1	1.0	±0.1
E1 – E4	99	±1	97	1	1	0	0	±1	1.0	±0.1
E1 – E3	99	±1	98	1	1	0	0	±2	1.0	±0.1
E4	99	±1	97	1	1	0	0	±2	1.1	±0.1
E5 – E9	99	±1	99	0	1	0	0	±1	1.0	±0.1
E5 – E6	99	±1	99	0	1	0	0	±1	1.0	±0.1
E7 – E9	99	±1	99	0	0	0	0	±1	1.0	±0.1
Officers	99	±1	100	0	0	0	0	±1	1.0	±0.1
O1 – O3	99	±1	100	0	0	0	0	±1	1.0	±0.1
O4 – O6	100	±1	100	0	0	0	0	±1	1.0	±0.1
Deployed Past 12 Months	99	±1	98	1	1	0	0	±1	1.0	±0.1
Not Deployed Past 12 Months	99	±1	99	0	1	0	0	±1	1.0	±0.1
Non-Hispanic White	99	±1	99	0	1	0	0	±1	1.0	±0.1
Total Minority	99	±1	98	1	1	0	0	±1	1.0	±0.1
Non-Hispanic Black	99	±1	97	1	2	0	0	±2	1.1	±0.1
Hispanic	98	±1	98	1	1	0	0	±2	1.0	±0.1
Experienced USC	96	±4	82	4	5	5	3	±7	1.4	±0.2
Not Experienced USC	99	±1	99	1	1	0	0	±1	1.0	±0.1
Experienced SH	100	±1	90	5	3	1	1	±4	1.2	±0.1
Not Experienced SH	99	±1	99	0	1	0	0	±1	1.0	±0.1
FEMALES	99	±1	97	1	1	0	0	±1	1.1	±0.1
Army	99	±1	97	2	1	0	0	±1	1.1	±0.1
Navy	99	±1	97	1	1	0	0	±1	1.1	±0.1
Marine Corps	99	±1	96	2	2	0	0	±1	1.1	±0.1
Air Force	99	±1	99	0	0	0	0	±2	1.0	±0.1
Enlisted	99	±1	97	1	1	0	0	±1	1.1	±0.1
E1 – E4	99	±1	96	1	2	0	0	±1	1.1	±0.1
E5 – E9	99	±1	98	1	1	0	0	±1	1.0	±0.1
Officers	99	±1	99	0	0	0	0	±1	1.0	±0.1
O1 – O3	99	±1	99	0	0	0	0	±1	1.0	±0.1
O4 – O6	99	±1	100	0	0	0	0	±1	1.0	±0.1
Experienced USC	99	±1	85	7	4	3	2	±4	1.3	±0.1
Not Experienced USC	99	±1	98	1	1	0	0	±1	1.0	±0.1
Experienced SH	100	±1	92	4	2	1	1	±2	1.2	±0.1
Not Experienced SH	99	±1	99	0	1	0	0	±1	1.0	±0.1
Deployed Past 12 Months	99	±1	96	2	1	0	1	±2	1.1	±0.1
Not Deployed Past 12 Months	99	±1	98	1	1	0	0	±1	1.0	±0.1

Note. Percent responding are active duty members who answered the question.

30. How often during the past 12 months have you been in situations involving military personnel (active duty or Reserve), DoD/Service civilian employees, and/or contractors where one or more of these individuals (of either gender)...
- p. Implied faster promotions or better treatment if you were sexually cooperative?

	Percent Responding		Percentages					Max ME	Frequency of Behaviors	
			1	2	3	4	5			
Army Enlisted	99	±1	96	2	2	0	0	±2	1.1	±0.1
E1 – E4	99	±1	95	2	2	1	0	±2	1.1	±0.1
Army Officers	99	±1	100	0	0	0	0	±1	1.0	±0.1
Navy Enlisted	99	±1	97	1	2	0	0	±1	1.1	±0.1
E1 – E4	99	±1	96	1	2	1	0	±2	1.1	±0.1
Navy Officers	99	±1	99	1	0	0	0	±2	1.0	±0.1
Marine Corps Enlisted	99	±1	95	2	2	0	0	±1	1.1	±0.1
E1 – E4	99	±1	95	2	2	0	0	±2	1.1	±0.1
Marine Corps Officers	100	±1	99	0	0	0	0	±1	1.0	±0.1
Air Force Enlisted	99	±1	99	0	0	0	0	±2	1.0	±0.1
E1 – E4	99	±1	99	0	1	0	0	±1	1.0	±0.1
Air Force Officers	100	±1	100	0	0	0	0	±1	1.0	±0.1
MALES	99	±1	99	0	1	0	0	±1	1.0	±0.1
Army	99	±1	98	1	1	0	0	±1	1.0	±0.1
Navy	99	±1	99	0	1	0	0	±2	1.0	±0.1
Marine Corps	99	±1	98	1	2	0	0	±1	1.0	±0.1
Air Force	99	±1	100	0	0	0	0	±1	1.0	±0.1
Enlisted	99	±1	98	1	1	0	0	±1	1.0	±0.1
E1 – E4	99	±1	98	1	1	0	0	±1	1.0	±0.1
E5 – E9	99	±1	99	0	1	0	0	±1	1.0	±0.1
Officers	99	±1	100	0	0	0	0	±1	1.0	±0.1
O1 – O3	99	±1	100	0	0	0	0	±2	1.0	±0.1
O4 – O6	100	±1	100	0	0	0	0	±0	1.0	±0.0
Experienced USC	94	±7	80	2	7	NR	5	±14	1.5	±0.4
Not Experienced USC	99	±1	99	0	1	0	0	±1	1.0	±0.1
Experienced SH	100	±0	88	5	5	1	1	±7	1.2	±0.2
Not Experienced SH	99	±1	99	0	1	0	0	±1	1.0	±0.1
Deployed Past 12 Months	99	±1	98	1	1	0	0	±1	1.0	±0.1
Not Deployed Past 12 Months	99	±1	99	0	1	0	0	±1	1.0	±0.1
Army Enlisted	99	±1	98	1	1	0	0	±2	1.0	±0.1
E1 – E4	99	±1	97	1	1	0	0	±3	1.0	±0.1
Army Officers	99	±1	100	0	0	0	0	±2	1.0	±0.1
Navy Enlisted	99	±1	98	0	1	0	0	±2	1.0	±0.1
E1 – E4	99	±2	97	1	1	0	0	±3	1.1	±0.1
Navy Officers	99	±1	100	0	0	0	0	±0	1.0	±0.0
Marine Corps Enlisted	99	±1	97	1	2	0	0	±1	1.0	±0.1
E1 – E4	99	±1	97	1	2	0	0	±1	1.1	±0.1
Marine Corps Officers	99	±1	100	0	0	0	0	±1	1.0	±0.1
Air Force Enlisted	99	±1	100	0	0	0	0	±1	1.0	±0.1
E1 – E4	99	±1	99	0	1	0	0	±2	1.0	±0.1
Air Force Officers	99	±1	100	0	0	0	0	±2	1.0	±0.1

Note. Percent responding are active duty members who answered the question.

NR: Not reportable

30. How often during the past 12 months have you been in situations involving military personnel (active duty or Reserve), DoD/Service civilian employees, and/or contractors where one or more of these individuals (of either gender)...
q. Other unwanted gender-related behavior?

1. Never
 2. Once or twice
 3. Sometimes
 4. Often
 5. Very often

	Percent Responding		Percentages					Max ME	Frequency of Behaviors		
			1	2	3	4	5				
TOTAL	99	±1	97	1	1	0	0	±1	1.1	±0.1	
Army	99	±1	97	2	1	0	0	±1	1.1	±0.1	
Navy	99	±1	97	1	1	0	0	±2	1.1	±0.1	
Marine Corps	99	±1	97	1	2	0	0	±1	1.1	±0.1	
Air Force	99	±1	99	1	0	0	0	±1	1.0	±0.1	
Enlisted	99	±1	97	1	1	0	0	±1	1.1	±0.1	
E1 – E4	99	±1	96	2	2	0	0	±1	1.1	±0.1	
E1 – E3	99	±1	96	2	1	0	0	±2	1.1	±0.1	
E4	99	±1	96	2	2	1	0	±2	1.1	±0.1	
E5 – E9	99	±1	98	1	1	0	0	±1	1.0	±0.1	
E5 – E6	99	±1	97	1	1	0	0	±1	1.1	±0.1	
E7 – E9	98	±1	99	0	0	0	0	±1	1.0	±0.1	
Officers	99	±1	98	1	1	0	0	±1	1.0	±0.1	
O1 – O3	99	±1	98	1	1	0	0	±2	1.0	±0.1	
O4 – O6	99	±1	99	1	0	0	0	±1	1.0	±0.1	
Deployed Past 12 Months	98	±1	97	2	1	0	0	±1	1.1	±0.1	
Not Deployed Past 12 Months	99	±1	97	1	1	0	0	±1	1.0	±0.1	
Non-Hispanic White	99	±1	98	1	1	0	0	±1	1.0	±0.1	
Total Minority	98	±1	96	2	2	0	0	±1	1.1	±0.1	
Non-Hispanic Black	98	±1	96	2	2	0	0	±2	1.1	±0.1	
Hispanic	98	±2	97	1	1	0	0	±2	1.1	±0.1	
Experienced USC	95	±5	69	9	11	4	7	±8	1.7	±0.3	
Not Experienced USC	99	±1	98	1	1	0	0	±1	1.0	±0.1	
Experienced SH	98	±2	78	10	7	2	4	±4	1.4	±0.1	
Not Experienced SH	99	±1	99	1	1	0	0	±1	1.0	±0.1	
FEMALES	99	±1	93	3	3	1	1	±1	1.1	±0.1	
Army	99	±1	91	4	3	1	1	±2	1.2	±0.1	
Navy	99	±1	92	3	3	1	1	±2	1.1	±0.1	
Marine Corps	99	±1	89	5	4	1	1	±2	1.2	±0.1	
Air Force	98	±1	96	2	1	0	1	±2	1.1	±0.1	
Enlisted	98	±1	92	3	3	1	1	±1	1.1	±0.1	
E1 – E4	98	±1	92	3	3	1	1	±2	1.2	±0.1	
E5 – E9	99	±1	93	3	2	0	1	±1	1.1	±0.1	
Officers	99	±1	95	3	1	0	0	±1	1.1	±0.1	
O1 – O3	99	±1	95	3	1	0	0	±2	1.1	±0.1	
O4 – O6	99	±1	95	3	2	0	0	±2	1.1	±0.1	
Experienced USC	99	±1	66	13	12	5	4	±6	1.7	±0.2	
Not Experienced USC	99	±1	95	3	2	0	0	±1	1.1	±0.1	
Experienced SH	99	±1	77	10	8	2	3	±3	1.4	±0.1	
Not Experienced SH	98	±1	98	1	1	0	0	±1	1.0	±0.1	
Deployed Past 12 Months	98	±1	90	4	3	1	1	±2	1.2	±0.1	
Not Deployed Past 12 Months	99	±1	94	3	2	1	1	±1	1.1	±0.1	

Note. Percent responding are active duty members who answered the question.

30. How often during the past 12 months have you been in situations involving military personnel (active duty or Reserve), DoD/Service civilian employees, and/or contractors where one or more of these individuals (of either gender)...
q. Other unwanted gender-related behavior?

	Percent Responding		Percentages					Max ME	Frequency of Behaviors		
			1	2	3	4	5				
Army Enlisted	98	±1	91	4	4	1	1	±2	1.2	±0.1	
E1 – E4	98	±1	91	3	4	1	1	±3	1.2	±0.1	
Army Officers	99	±1	94	4	2	0	0	±3	1.1	±0.1	
Navy Enlisted	99	±1	92	3	4	1	1	±2	1.1	±0.1	
E1 – E4	99	±1	92	3	4	1	1	±3	1.2	±0.1	
Navy Officers	99	±1	94	4	1	0	0	±2	1.1	±0.1	
Marine Corps Enlisted	99	±1	89	5	4	1	1	±2	1.2	±0.1	
E1 – E4	99	±1	88	6	5	1	1	±2	1.2	±0.1	
Marine Corps Officers	99	±1	92	4	3	0	1	±5	1.1	±0.1	
Air Force Enlisted	98	±1	96	2	1	0	1	±2	1.1	±0.1	
E1 – E4	98	±1	94	3	1	1	1	±4	1.1	±0.1	
Air Force Officers	99	±1	97	2	1	0	0	±2	1.0	±0.1	
MALES	99	±1	98	1	1	0	0	±1	1.0	±0.1	
Army	99	±1	97	1	1	0	0	±2	1.0	±0.1	
Navy	99	±1	98	1	1	0	0	±2	1.0	±0.1	
Marine Corps	99	±1	97	1	2	0	0	±1	1.0	±0.1	
Air Force	99	±1	99	0	0	0	0	±1	1.0	±0.1	
Enlisted	99	±1	98	1	1	0	0	±1	1.0	±0.1	
E1 – E4	99	±1	97	1	1	0	0	±1	1.1	±0.1	
E5 – E9	99	±1	98	1	1	0	0	±1	1.0	±0.1	
Officers	99	±1	99	1	0	0	0	±1	1.0	±0.1	
O1 – O3	99	±1	98	1	1	0	0	±2	1.0	±0.1	
O4 – O6	99	±1	100	0	0	0	0	±2	1.0	±0.1	
Experienced USC	92	±8	71	6	9	NR	11	±15	1.8	±0.5	
Not Experienced USC	99	±1	98	1	1	0	0	±1	1.0	±0.1	
Experienced SH	98	±3	78	11	6	1	4	±8	1.4	±0.2	
Not Experienced SH	99	±1	99	0	1	0	0	±1	1.0	±0.1	
Deployed Past 12 Months	99	±1	97	1	1	0	0	±2	1.0	±0.1	
Not Deployed Past 12 Months	99	±1	98	1	1	0	0	±1	1.0	±0.1	
Army Enlisted	99	±1	97	1	1	0	0	±2	1.1	±0.1	
E1 – E4	99	±1	97	1	1	0	0	±3	1.1	±0.1	
Army Officers	99	±1	99	1	0	0	0	±3	1.0	±0.1	
Navy Enlisted	99	±1	97	1	1	0	0	±2	1.0	±0.1	
E1 – E4	99	±2	96	2	1	0	1	±4	1.1	±0.1	
Navy Officers	99	±1	99	0	1	0	0	±2	1.0	±0.1	
Marine Corps Enlisted	99	±1	97	1	2	0	0	±1	1.1	±0.1	
E1 – E4	99	±1	97	1	2	0	0	±1	1.1	±0.1	
Marine Corps Officers	99	±1	100	0	0	0	0	±1	1.0	±0.1	
Air Force Enlisted	99	±1	99	0	0	0	0	±1	1.0	±0.1	
E1 – E4	99	±1	99	0	1	0	0	±2	1.0	±0.1	
Air Force Officers	99	±1	99	0	0	0	0	±3	1.0	±0.1	

Note. Percent responding are active duty members who answered the question.

NR: Not reportable

30. Crude/Offensive Behavior incident rate: Constructed from Q30a, c, and e-f. Crude/Offensive Behavior can be defined as verbal and nonverbal behaviors of a sexual nature that were offensive or embarrassing.

	Percent Responding		Percentages		Crude/Offensive
			Incident Rate	Max ME	
TOTAL	100	±0	23	±2	
Army	100	±0	26	±3	
Navy	100	±0	27	±3	
Marine Corps	100	±0	21	±2	
Air Force	100	±0	16	±2	
Enlisted	100	±0	24	±2	
E1 – E4	100	±0	26	±2	
E1 – E3	100	±0	24	±3	
E4	100	±0	29	±3	
E5 – E9	100	±0	21	±2	
E5 – E6	100	±0	22	±2	
E7 – E9	100	±0	16	±3	
Officers	100	±0	22	±2	
O1 – O3	100	±0	23	±3	
O4 – O6	100	±0	21	±3	
Deployed Past 12 Months	100	±0	25	±3	
Not Deployed Past 12 Months	100	±0	22	±2	
Non-Hispanic White	100	±0	22	±2	
Total Minority	100	±0	25	±2	
Non-Hispanic Black	100	±0	24	±3	
Hispanic	100	±0	24	±3	
Experienced USC	100	±0	69	±9	
Not Experienced USC	100	±0	22	±2	
Experienced SH	100	±0	95	±3	
Not Experienced SH	100	±0	18	±2	
FEMALES	100	±0	41	±2	
Army	100	±0	46	±3	
Navy	100	±0	48	±3	
Marine Corps	100	±0	50	±2	
Air Force	100	±0	28	±2	
Enlisted	100	±0	42	±2	
E1 – E4	100	±0	44	±2	
E5 – E9	100	±0	38	±2	
Officers	100	±0	39	±2	
O1 – O3	100	±0	42	±3	
O4 – O6	100	±0	31	±4	
Experienced USC	100	±0	83	±5	
Not Experienced USC	100	±0	39	±2	
Experienced SH	100	±0	94	±2	
Not Experienced SH	100	±0	25	±2	
Deployed Past 12 Months	100	±0	49	±3	
Not Deployed Past 12 Months	100	±0	39	±2	

Note. Percent responding are active duty members who answered the question. Crude/Offensive Behavior incident rate indicates the percentage of members who experienced at least one of the Crude/Offensive behaviors in the 12 months before responding to the survey. The overall Cronbach's coefficient alpha = 0.90 (males = 0.85 and females = 0.90).

30. Crude/Offensive Behavior incident rate: Constructed from Q30a, c, and e-f. Crude/Offensive Behavior can be defined as verbal and nonverbal behaviors of a sexual nature that were offensive or embarrassing.

	Percent Responding		Percentages		Crude/Offensive
			Incident Rate	Max ME	
Army Enlisted	100	±0	46	±3	
E1 – E4	100	±0	46	±4	
Army Officers	100	±0	43	±4	
Navy Enlisted	100	±0	50	±3	
E1 – E4	100	±0	51	±4	
Navy Officers	100	±0	42	±4	
Marine Corps Enlisted	100	±0	50	±2	
E1 – E4	100	±0	51	±3	
Marine Corps Officers	100	±0	48	±4	
Air Force Enlisted	100	±0	28	±3	
E1 – E4	100	±0	32	±4	
Air Force Officers	100	±0	30	±4	
MALES	100	±0	20	±2	
Army	100	±0	23	±3	
Navy	100	±0	23	±3	
Marine Corps	100	±0	19	±2	
Air Force	100	±0	13	±2	
Enlisted	100	±0	21	±2	
E1 – E4	100	±0	23	±3	
E5 – E9	100	±0	18	±2	
Officers	100	±0	19	±3	
O1 – O3	100	±0	19	±4	
O4 – O6	100	±0	19	±4	
Experienced USC	100	±0	58	±15	
Not Experienced USC	100	±0	20	±2	
Experienced SH	100	±0	95	±5	
Not Experienced SH	100	±0	17	±2	
Deployed Past 12 Months	100	±0	22	±3	
Not Deployed Past 12 Months	100	±0	19	±2	
Army Enlisted	100	±0	24	±3	
E1 – E4	100	±0	27	±5	
Army Officers	100	±0	19	±5	
Navy Enlisted	100	±0	23	±4	
E1 – E4	100	±0	27	±6	
Navy Officers	100	±0	20	±5	
Marine Corps Enlisted	100	±0	19	±2	
E1 – E4	100	±0	20	±2	
Marine Corps Officers	100	±0	16	±3	
Air Force Enlisted	100	±0	12	±3	
E1 – E4	100	±0	15	±5	
Air Force Officers	100	±0	18	±5	

Note. Percent responding are active duty members who answered the question. Crude/Offensive Behavior incident rate indicates the percentage of members who experienced at least one of the Crude/Offensive behaviors in the 12 months before responding to the survey. The overall Cronbach's coefficient alpha = 0.90 (males = 0.85 and females = 0.90).

30. Unwanted Sexual Attention incident rate: Constructed from Q30h, j, and m-n. Unwanted Sexual Attention can be defined as attempts to establish an unwanted sexual relationship or to engage in sexually suggestive behavior.

	Percent Responding		Percentages	Max ME	Unwanted Sexual Attention
			Incident Rate		
TOTAL	100	±0	7	±1	
Army	100	±0	8	±2	
Navy	100	±0	9	±2	
Marine Corps	100	±0	7	±1	
Air Force	100	±0	4	±1	
Enlisted	100	±0	8	±1	
E1 – E4	100	±0	10	±2	
E1 – E3	100	±0	9	±2	
E4	100	±0	10	±2	
E5 – E9	100	±0	6	±1	
E5 – E6	100	±0	7	±1	
E7 – E9	100	±0	4	±2	
Officers	100	±0	4	±1	
O1 – O3	100	±0	6	±2	
O4 – O6	100	±0	3	±2	
Deployed Past 12 Months	100	±0	8	±2	
Not Deployed Past 12 Months	100	±0	7	±1	
Non-Hispanic White	100	±0	6	±1	
Total Minority	100	±0	9	±2	
Non-Hispanic Black	100	±0	9	±2	
Hispanic	100	±0	9	±2	
Experienced USC	100	±0	70	±9	
Not Experienced USC	100	±0	6	±1	
Experienced SH	100	±0	59	±5	
Not Experienced SH	100	±0	4	±1	
FEMALES	100	±0	23	±1	
Army	100	±0	28	±2	
Navy	100	±0	26	±2	
Marine Corps	100	±0	32	±2	
Air Force	100	±0	14	±2	
Enlisted	100	±0	25	±2	
E1 – E4	100	±0	29	±2	
E5 – E9	100	±0	20	±2	
Officers	100	±0	17	±2	
O1 – O3	100	±0	20	±3	
O4 – O6	100	±0	9	±3	
Experienced USC	100	±0	82	±4	
Not Experienced USC	100	±0	19	±1	
Experienced SH	100	±0	71	±3	
Not Experienced SH	100	±0	9	±1	
Deployed Past 12 Months	100	±0	30	±3	
Not Deployed Past 12 Months	100	±0	21	±2	

Note. Percent responding are active duty members who answered the question. Unwanted Sexual Attention incident rate indicates the percentage of members who experienced at least one of the Unwanted Sexual Attention behaviors in the 12 months before responding to the survey. The overall Cronbach's coefficient alpha = 0.90 (males = 0.94 and females = 0.89).

30. Unwanted Sexual Attention incident rate: Constructed from Q30h, j, and m-n. Unwanted Sexual Attention can be defined as attempts to establish an unwanted sexual relationship or to engage in sexually suggestive behavior.

	Percent Responding		Percentages		Unwanted Sexual Attention
			Incident Rate	Max ME	
Army Enlisted	100	±0	30	±3	
E1 – E4	100	±0	33	±4	
Army Officers	100	±0	21	±3	
Navy Enlisted	100	±0	27	±3	
E1 – E4	100	±0	31	±4	
Navy Officers	100	±0	16	±3	
Marine Corps Enlisted	100	±0	33	±2	
E1 – E4	100	±0	36	±3	
Marine Corps Officers	100	±0	25	±4	
Air Force Enlisted	100	±0	15	±2	
E1 – E4	100	±0	19	±3	
Air Force Officers	100	±0	11	±3	
MALES	100	±0	5	±1	
Army	100	±0	5	±2	
Navy	100	±0	6	±2	
Marine Corps	100	±0	5	±1	
Air Force	100	±0	2	±1	
Enlisted	100	±0	5	±1	
E1 – E4	100	±0	6	±2	
E5 – E9	100	±0	4	±1	
Officers	100	±0	2	±1	
O1 – O3	100	±0	2	±2	
O4 – O6	100	±0	2	±2	
Experienced USC	100	±0	59	±15	
Not Experienced USC	100	±0	4	±1	
Experienced SH	100	±0	46	±9	
Not Experienced SH	100	±0	3	±1	
Deployed Past 12 Months	100	±0	6	±2	
Not Deployed Past 12 Months	100	±0	4	±1	
Army Enlisted	100	±0	6	±2	
E1 – E4	100	±0	7	±3	
Army Officers	100	±0	2	±3	
Navy Enlisted	100	±0	7	±3	
E1 – E4	100	±0	9	±5	
Navy Officers	100	±0	2	±3	
Marine Corps Enlisted	100	±0	6	±1	
E1 – E4	100	±0	7	±2	
Marine Corps Officers	100	±0	2	±1	
Air Force Enlisted	100	±0	2	±1	
E1 – E4	100	±0	3	±2	
Air Force Officers	100	±0	2	±3	

Note. Percent responding are active duty members who answered the question. Unwanted Sexual Attention incident rate indicates the percentage of members who experienced at least one of the Unwanted Sexual Attention behaviors in the 12 months before responding to the survey. The overall Cronbach's coefficient alpha = 0.90 (males = 0.94 and females = 0.89).

30. Sexual Coercion incident rate: Constructed from Q30k-l and o-p. Sexual Coercion can be defined as classic quid pro quo, instances of special treatment or favoritism conditional on sexual cooperation.

	Percent Responding		Percentages		Max ME	Sexual Coercion
			Incident Rate			
TOTAL	100	±0	3	±1		
Army	100	±0	3	±1		
Navy	100	±0	3	±1		
Marine Corps	100	±0	4	±1		
Air Force	100	±0	1	±1		
Enlisted	100	±0	3	±1		
E1 – E4	100	±0	4	±1		
E1 – E3	100	±0	4	±2		
E4	100	±0	5	±2		
E5 – E9	100	±0	2	±1		
E5 – E6	100	±0	2	±1		
E7 – E9	100	±0	1	±1		
Officers	100	±0	1	±1		
O1 – O3	100	±0	1	±1		
O4 – O6	100	±0	0	±1		
Deployed Past 12 Months	100	±0	3	±1		
Not Deployed Past 12 Months	100	±0	3	±1		
Non-Hispanic White	100	±0	2	±1		
Total Minority	100	±0	4	±1		
Non-Hispanic Black	100	±0	4	±2		
Hispanic	100	±0	4	±2		
Experienced USC	100	±0	34	±8		
Not Experienced USC	100	±0	2	±1		
Experienced SH	100	±0	23	±4		
Not Experienced SH	100	±0	1	±1		
FEMALES	100	±0	8	±1		
Army	100	±0	10	±2		
Navy	100	±0	8	±2		
Marine Corps	100	±0	12	±2		
Air Force	100	±0	4	±2		
Enlisted	100	±0	9	±1		
E1 – E4	100	±0	11	±2		
E5 – E9	100	±0	7	±1		
Officers	100	±0	3	±1		
O1 – O3	100	±0	4	±2		
O4 – O6	100	±0	1	±1		
Experienced USC	100	±0	46	±5		
Not Experienced USC	100	±0	5	±1		
Experienced SH	100	±0	28	±3		
Not Experienced SH	100	±0	2	±1		
Deployed Past 12 Months	100	±0	12	±2		
Not Deployed Past 12 Months	100	±0	7	±1		

Note. Percent responding are active duty members who answered the question. Sexual Coercion incident rate indicates the percentage of members who experienced at least one of the Sexual Coercion behaviors in the 12 months before responding to the survey. The overall Cronbach's coefficient alpha = 0.92 (males = 0.98 and females = 0.90).

30. Sexual Coercion incident rate: Constructed from Q30k-l and o-p. Sexual Coercion can be defined as classic quid pro quo, instances of special treatment or favoritism conditional on sexual cooperation.

	Percent Responding		Percentages		Sexual Coercion
			Incident Rate	Max ME	
Army Enlisted	100	±0	12	±2	■
E1 – E4	100	±0	13	±3	■
Army Officers	100	±0	5	±2	■
Navy Enlisted	100	±0	9	±2	■
E1 – E4	100	±0	10	±3	■
Navy Officers	100	±0	2	±2	■
Marine Corps Enlisted	100	±0	13	±2	■
E1 – E4	100	±0	15	±2	■
Marine Corps Officers	100	±0	3	±2	■
Air Force Enlisted	100	±0	4	±2	■
E1 – E4	100	±0	6	±3	■
Air Force Officers	100	±0	1	±2	■
MALES	100	±0	2	±1	■
Army	100	±0	2	±2	■
Navy	100	±0	2	±2	■
Marine Corps	100	±0	3	±1	■
Air Force	100	±0	1	±1	■
Enlisted	100	±0	2	±1	■
E1 – E4	100	±0	3	±2	■
E5 – E9	100	±0	1	±1	■
Officers	100	±0	0	±1	■
O1 – O3	100	±0	0	±1	■
O4 – O6	100	±0	0	±2	■
Experienced USC	100	±0	24	±14	■
Not Experienced USC	100	±0	2	±1	■
Experienced SH	100	±0	18	±8	■
Not Experienced SH	100	±0	1	±1	■
Deployed Past 12 Months	100	±0	2	±2	■
Not Deployed Past 12 Months	100	±0	2	±1	■
Army Enlisted	100	±0	3	±2	■
E1 – E4	100	±0	3	±3	■
Army Officers	100	±0	0	±2	■
Navy Enlisted	100	±0	2	±2	■
E1 – E4	100	±0	4	±4	■
Navy Officers	100	±0	0	±2	■
Marine Corps Enlisted	100	±0	3	±1	■
E1 – E4	100	±0	4	±1	■
Marine Corps Officers	100	±0	1	±1	■
Air Force Enlisted	100	±0	1	±1	■
E1 – E4	100	±0	1	±2	■
Air Force Officers	100	±0	1	±2	■

Note. Percent responding are active duty members who answered the question. Sexual Coercion incident rate indicates the percentage of members who experienced at least one of the Sexual Coercion behaviors in the 12 months before responding to the survey. The overall Cronbach's coefficient alpha = 0.92 (males = 0.98 and females = 0.90).

30. Sexist Behavior incident rate: Constructed from Q30b, d, g and i. Sexist Behavior can be defined as verbal and nonverbal behaviors that convey insulting, offensive, or condescending attitudes based on gender of the member.

	Percent Responding		Percentages	Max ME	Sexist Behavior
			Incident Rate		
TOTAL	100	±0	19	±1	■
Army	100	±0	23	±2	■
Navy	100	±0	22	±3	■
Marine Corps	100	±0	17	±1	■
Air Force	100	±0	13	±2	■
Enlisted	100	±0	20	±2	■
E1 – E4	100	±0	21	±2	■
E1 – E3	100	±0	19	±3	■
E4	100	±0	24	±3	■
E5 – E9	100	±0	18	±2	■
E5 – E6	100	±0	20	±2	■
E7 – E9	100	±0	14	±3	■
Officers	100	±0	19	±2	■
O1 – O3	100	±0	21	±3	■
O4 – O6	100	±0	16	±3	■
Deployed Past 12 Months	100	±0	21	±2	■
Not Deployed Past 12 Months	100	±0	19	±2	■
Non-Hispanic White	100	±0	18	±2	■
Total Minority	100	±0	22	±2	■
Non-Hispanic Black	100	±0	21	±3	■
Hispanic	100	±0	22	±3	■
Experienced USC	100	±0	59	±9	■
Not Experienced USC	100	±0	19	±1	■
Experienced SH	100	±0	80	±5	■
Not Experienced SH	100	±0	15	±1	■
FEMALES	100	±0	47	±2	■
Army	100	±0	52	±3	■
Navy	100	±0	51	±3	■
Marine Corps	100	±0	60	±2	■
Air Force	100	±0	34	±2	■
Enlisted	100	±0	47	±2	■
E1 – E4	100	±0	48	±2	■
E5 – E9	100	±0	44	±2	■
Officers	100	±0	47	±2	■
O1 – O3	100	±0	49	±3	■
O4 – O6	100	±0	42	±4	■
Experienced USC	100	±0	84	±4	■
Not Experienced USC	100	±0	44	±2	■
Experienced SH	100	±0	93	±2	■
Not Experienced SH	100	±0	33	±2	■
Deployed Past 12 Months	100	±0	55	±3	■
Not Deployed Past 12 Months	100	±0	44	±2	■

Note. Percent responding are active duty members who answered the question. Sexist Behavior incident rate indicates the percentage of members who experienced at least one of the Sexist behaviors in the 12 months before responding to the survey. The overall Cronbach's coefficient alpha = 0.90 (males = 0.83 and females = 0.90).

30. Sexist Behavior incident rate: Constructed from Q30b, d, g and i. Sexist Behavior can be defined as verbal and nonverbal behaviors that convey insulting, offensive, or condescending attitudes based on gender of the member.

	Percent Responding		Percentages		Sexist Behavior
			Incident Rate	Max ME	
Army Enlisted	100	±0	52	±3	
E1 – E4	100	±0	50	±4	
Army Officers	100	±0	52	±4	
Navy Enlisted	100	±0	52	±3	
E1 – E4	100	±0	54	±4	
Navy Officers	100	±0	48	±4	
Marine Corps Enlisted	100	±0	59	±2	
E1 – E4	100	±0	60	±3	
Marine Corps Officers	100	±0	65	±4	
Air Force Enlisted	100	±0	33	±3	
E1 – E4	100	±0	35	±4	
Air Force Officers	100	±0	38	±4	
MALES	100	±0	15	±2	
Army	100	±0	18	±3	
Navy	100	±0	16	±3	
Marine Corps	100	±0	14	±1	
Air Force	100	±0	9	±2	
Enlisted	100	±0	15	±2	
E1 – E4	100	±0	16	±3	
E5 – E9	100	±0	14	±2	
Officers	100	±0	13	±2	
O1 – O3	100	±0	14	±4	
O4 – O6	100	±0	12	±3	
Experienced USC	100	±0	37	±15	
Not Experienced USC	100	±0	15	±2	
Experienced SH	100	±0	68	±9	
Not Experienced SH	100	±0	12	±2	
Deployed Past 12 Months	100	±0	17	±3	
Not Deployed Past 12 Months	100	±0	14	±2	
Army Enlisted	100	±0	19	±3	
E1 – E4	100	±0	20	±5	
Army Officers	100	±0	16	±5	
Navy Enlisted	100	±0	16	±4	
E1 – E4	100	±0	19	±6	
Navy Officers	100	±0	13	±4	
Marine Corps Enlisted	100	±0	14	±2	
E1 – E4	100	±0	14	±2	
Marine Corps Officers	100	±0	10	±2	
Air Force Enlisted	100	±0	8	±2	
E1 – E4	100	±0	7	±3	
Air Force Officers	100	±0	10	±4	

Note. Percent responding are active duty members who answered the question. Sexist Behavior incident rate indicates the percentage of members who experienced at least one of the Sexist behaviors in the 12 months before responding to the survey. The overall Cronbach's coefficient alpha = 0.90 (males = 0.83 and females = 0.90).

31. How many of these behaviors that you marked as happening to you, do you consider to have been sexual harassment?

1. None were sexual harassment

2. Some were sexual harassment; some were not sexual harassment

3. All were sexual harassment

	Percent Responding		Percentages			Max ME
			1	2	3	
TOTAL	29	±2	75	21	4	±2
Army	32	±3	72	22	5	±4
Navy	33	±3	74	23	4	±4
Marine Corps	25	±2	82	15	2	±2
Air Force	21	±2	80	18	2	±4
Enlisted	29	±2	74	22	4	±3
E1 – E4	31	±3	71	25	4	±4
E1 – E3	28	±3	72	25	3	±5
E4	35	±3	69	26	5	±5
E5 – E9	26	±2	78	18	4	±3
E5 – E6	27	±2	78	19	4	±3
E7 – E9	22	±3	80	14	6	±5
Officers	28	±2	82	15	3	±3
O1 – O3	30	±3	78	19	3	±5
O4 – O6	28	±4	88	10	3	±4
Deployed Past 12 Months	31	±3	77	19	4	±4
Not Deployed Past 12 Months	28	±2	74	22	4	±3
Non-Hispanic White	27	±2	76	20	3	±3
Total Minority	31	±2	73	21	5	±3
Non-Hispanic Black	29	±3	75	18	7	±5
Hispanic	30	±3	73	22	5	±5
Experienced USC	78	±8	17	57	26	±9
Not Experienced USC	28	±2	78	19	3	±2
Experienced SH	100	±0	0	84	16	±4
Not Experienced SH	23	±2	99	1	0	±1
FEMALES	53	±2	55	36	9	±2
Army	59	±3	50	39	11	±3
Navy	58	±3	55	38	7	±3
Marine Corps	64	±2	52	41	8	±2
Air Force	41	±2	65	29	6	±3
Enlisted	53	±2	53	38	9	±2
E1 – E4	55	±2	51	40	9	±3
E5 – E9	51	±2	57	35	9	±3
Officers	54	±2	63	31	6	±3
O1 – O3	57	±3	62	32	6	±4
O4 – O6	48	±4	68	27	6	±5
Experienced USC	90	±4	13	62	25	±6
Not Experienced USC	51	±2	60	33	7	±2
Experienced SH	100	±0	0	81	19	±2
Not Experienced SH	39	±2	98	2	1	±1
Deployed Past 12 Months	61	±3	50	39	11	±3
Not Deployed Past 12 Months	51	±2	57	35	8	±2

Note. Percent responding are active duty members who answered the question and who experienced unwanted, gender-related behavior (Q30a-p).

31. How many of these behaviors that you marked as happening to you, do you consider to have been sexual harassment?

	Percent Responding		Percentages			Max ME
			1	2	3	
Army Enlisted	59	±3	48	39	12	±4
E1 – E4	58	±4	47	41	11	±5
Army Officers	59	±4	56	36	8	±5
Navy Enlisted	59	±3	53	39	8	±4
E1 – E4	60	±4	50	41	9	±5
Navy Officers	56	±4	67	27	6	±5
Marine Corps Enlisted	64	±2	51	41	8	±3
E1 – E4	64	±3	50	42	8	±3
Marine Corps Officers	69	±4	56	39	6	±5
Air Force Enlisted	40	±3	63	31	6	±4
E1 – E4	42	±4	61	33	6	±6
Air Force Officers	45	±4	72	24	3	±5
MALES	24	±2	83	15	2	±3
Army	28	±3	79	17	4	±5
Navy	27	±3	82	17	2	±6
Marine Corps	22	±2	89	10	1	±3
Air Force	16	±2	89	11	0	±6
Enlisted	24	±2	81	16	2	±4
E1 – E4	27	±3	78	20	2	±5
E5 – E9	22	±2	86	12	3	±4
Officers	23	±3	90	8	2	±5
O1 – O3	23	±4	87	12	1	±8
O4 – O6	24	±4	93	5	2	±6
Experienced USC	68	±13	23	NR	NR	±17
Not Experienced USC	24	±2	85	14	1	±3
Experienced SH	100	±0	0	87	13	±7
Not Experienced SH	21	±2	100	0	0	±1
Deployed Past 12 Months	27	±3	84	13	2	±5
Not Deployed Past 12 Months	23	±2	82	16	2	±4
Army Enlisted	29	±3	78	18	4	±6
E1 – E4	32	±5	75	22	3	±8
Army Officers	24	±5	85	12	3	±9
Navy Enlisted	28	±4	79	19	2	±7
E1 – E4	31	±6	73	24	3	±12
Navy Officers	25	±5	95	5	NR	±7
Marine Corps Enlisted	23	±2	88	10	1	±3
E1 – E4	23	±2	88	11	1	±4
Marine Corps Officers	19	±3	94	5	2	±5
Air Force Enlisted	14	±3	86	14	0	±8
E1 – E4	16	±4	82	18	NR	±14
Air Force Officers	22	±5	95	5	NR	±9

Note. Percent responding are active duty members who answered the question and who experienced unwanted, gender-related behavior (Q30a-p).

NR: Not reportable

31. Sexual Harassment incident rate: Constructed from Q30a, c, e-f, h, j-p, and Q31. Sexual Harassment can be defined as experiences of Crude/Offensive Behavior, Unwanted Sexual Attention, or Sexual Coercion.

	Percent Responding		Percentages	Max ME	Sexual Harassment
			Incident Rate		
TOTAL	100	±0	7	±1	
Army	100	±0	9	±2	
Navy	100	±0	8	±2	
Marine Corps	100	±0	4	±1	
Air Force	100	±0	4	±1	
Enlisted	100	±0	7	±1	
E1 – E4	100	±0	9	±2	
E1 – E3	100	±0	8	±2	
E4	100	±0	10	±2	
E5 – E9	100	±0	6	±1	
E5 – E6	100	±0	6	±1	
E7 – E9	100	±0	4	±2	
Officers	100	±0	5	±1	
O1 – O3	100	±0	6	±2	
O4 – O6	100	±0	3	±2	
Deployed Past 12 Months	100	±0	7	±2	
Not Deployed Past 12 Months	100	±0	7	±1	
Non-Hispanic White	100	±0	6	±1	
Total Minority	100	±0	8	±1	
Non-Hispanic Black	100	±0	7	±2	
Hispanic	100	±0	8	±2	
Experienced USC	100	±0	64	±9	
Not Experienced USC	100	±0	6	±1	
Experienced SH	100	±0	100	±0	
Not Experienced SH	100	±0	0	±0	
FEMALES	100	±0	23	±1	
Army	100	±0	28	±2	
Navy	100	±0	26	±2	
Marine Corps	100	±0	30	±2	
Air Force	100	±0	14	±2	
Enlisted	100	±0	24	±2	
E1 – E4	100	±0	26	±2	
E5 – E9	100	±0	21	±2	
Officers	100	±0	19	±2	
O1 – O3	100	±0	21	±3	
O4 – O6	100	±0	14	±3	
Experienced USC	100	±0	78	±5	
Not Experienced USC	100	±0	20	±1	
Experienced SH	100	±0	100	±0	
Not Experienced SH	100	±0	0	±0	
Deployed Past 12 Months	100	±0	30	±3	
Not Deployed Past 12 Months	100	±0	21	±2	

Note. Percent responding are active duty members who answered the question. Sexual Harassment incident rate indicates the percentage of members who experienced Crude/Offensive Behavior, Unwanted Sexual Attention, or Sexual Coercion in the 12 months before responding to the survey (Q30a-p) and who indicated they considered at least some of the behaviors experienced to be sexual harassment (Q31). The overall Cronbach's coefficient alpha without the inclusion of Q31 = 0.94 (males = 0.95 and females = 0.93).

31. Sexual Harassment incident rate: Constructed from Q30a, c, e-f, h, j-p, and Q31. Sexual Harassment can be defined as experiences of Crude/Offensive Behavior, Unwanted Sexual Attention, or Sexual Coercion.

	Percent Responding		Percentages		Sexual Harassment
			Incident Rate	Max ME	
Army Enlisted	100	±0	29	±3	
E1 – E4	100	±0	30	±4	
Army Officers	100	±0	25	±4	
Navy Enlisted	100	±0	27	±3	
E1 – E4	100	±0	30	±4	
Navy Officers	100	±0	18	±3	
Marine Corps Enlisted	100	±0	30	±2	
E1 – E4	100	±0	31	±2	
Marine Corps Officers	100	±0	28	±4	
Air Force Enlisted	100	±0	14	±2	
E1 – E4	100	±0	16	±3	
Air Force Officers	100	±0	12	±3	
MALES	100	±0	4	±1	
Army	100	±0	6	±2	
Navy	100	±0	5	±2	
Marine Corps	100	±0	2	±1	
Air Force	100	±0	2	±1	
Enlisted	100	±0	5	±1	
E1 – E4	100	±0	6	±2	
E5 – E9	100	±0	3	±1	
Officers	100	±0	2	±2	
O1 – O3	100	±0	3	±2	
O4 – O6	100	±0	1	±2	
Experienced USC	100	±0	52	±15	
Not Experienced USC	100	±0	4	±1	
Experienced SH	100	±0	100	±0	
Not Experienced SH	100	±0	0	±0	
Deployed Past 12 Months	100	±0	4	±2	
Not Deployed Past 12 Months	100	±0	4	±1	
Army Enlisted	100	±0	6	±2	
E1 – E4	100	±0	8	±3	
Army Officers	100	±0	3	±3	
Navy Enlisted	100	±0	6	±3	
E1 – E4	100	±0	8	±5	
Navy Officers	100	±0	1	±2	
Marine Corps Enlisted	100	±0	3	±1	
E1 – E4	100	±0	3	±1	
Marine Corps Officers	100	±0	1	±1	
Air Force Enlisted	100	±0	2	±2	
E1 – E4	100	±0	3	±3	
Air Force Officers	100	±0	1	±2	

Note. Percent responding are active duty members who answered the question. Sexual Harassment incident rate indicates the percentage of members who experienced Crude/Offensive Behavior, Unwanted Sexual Attention, or Sexual Coercion in the 12 months before responding to the survey (Q30a-p) and who indicated they considered at least some of the behaviors experienced to be sexual harassment (Q31). The overall Cronbach's coefficient alpha without the inclusion of Q31 = 0.94 (males = 0.95 and females = 0.93).

32. Unwanted Sexual Contact incident rate: Unwanted Sexual Contact can be defined as having experienced without your consent and against your will forced performance or receipt of sexual touching, (e.g., intentional touching of genitalia, breasts, or buttocks), attempted or completed sexual intercourse, oral sex, anal sex, or penetration by a finger or object.

	Percent Responding		Percentages	Max ME	Unwanted Sexual Contact
			Incident Rate		
TOTAL	100	±0	1.9	±0.4	
Army	100	±0	1.6	±0.6	
Navy	100	±0	3.5	±1.2	
Marine Corps	100	±0	1.7	±0.3	
Air Force	100	±0	1.0	±0.4	
Enlisted	100	±0	2.2	±0.4	
E1 – E4	100	±0	2.9	±0.7	
E1 – E3	100	±0	3.1	±1.0	
E4	100	±0	2.7	±1.1	
E5 – E9	100	±0	1.4	±0.4	
E5 – E6	100	±0	1.6	±0.6	
E7 – E9	100	±0	0.8	±0.7	
Officers	100	±0	0.7	±0.3	
O1 – O3	100	±0	0.8	±0.3	
O4 – O6	100	±0	0.7	±1.0	
Deployed Past 12 Months	100	±0	2.2	±0.7	
Not Deployed Past 12 Months	100	±0	1.8	±0.4	
Non-Hispanic White	100	±0	1.5	±0.5	
Total Minority	100	±0	2.5	±0.6	
Non-Hispanic Black	100	±0	2.8	±1.0	
Hispanic	100	±0	2.1	±1.2	
Experienced USC	100	±0	100.0	±0.0	
Not Experienced USC	100	±0	0.0	±0.0	
Experienced SH	100	±0	17.7	±3.5	
Not Experienced SH	100	±0	0.7	±0.3	
FEMALES	100	±0	6.1	±0.6	
Army	100	±0	7.1	±1.2	
Navy	100	±0	7.2	±1.3	
Marine Corps	100	±0	10.1	±1.0	
Air Force	100	±0	3.1	±1.0	
Enlisted	100	±0	6.8	±0.8	
E1 – E4	100	±0	9.1	±1.2	
E5 – E9	100	±0	3.9	±0.8	
Officers	100	±0	3.0	±0.8	
O1 – O3	100	±0	3.9	±1.1	
O4 – O6	100	±0	0.9	±0.9	
Experienced USC	100	±0	100.0	±0.0	
Not Experienced USC	100	±0	0.0	±0.0	
Experienced SH	100	±0	20.3	±2.1	
Not Experienced SH	100	±0	1.8	±0.4	
Deployed Past 12 Months	100	±0	6.9	±1.3	
Not Deployed Past 12 Months	100	±0	5.8	±0.7	

Note. Percent responding are active duty members who answered the question. Incident rate indicates the percentage of members who had at least one experience of Unwanted Sexual Contact in the 12 months before responding to the survey.

32. Unwanted Sexual Contact incident rate: Unwanted Sexual Contact can be defined as having experienced without your consent and against your will forced performance or receipt of sexual touching, (e.g., intentional touching of genitalia, breasts, or buttocks), attempted or completed sexual intercourse, oral sex, anal sex, or penetration by a finger or object.

	Percent Responding		Percentages		Unwanted Sexual Contact
			Incident Rate	Max ME	
Army Enlisted	100	±0	7.9	±1.5	
E1 – E4	100	±0	9.9	±2.3	
Army Officers	100	±0	3.9	±1.7	
Navy Enlisted	100	±0	8.0	±1.6	
E1 – E4	100	±0	9.8	±2.3	
Navy Officers	100	±0	2.6	±1.4	
Marine Corps Enlisted	100	±0	10.7	±1.1	
E1 – E4	100	±0	12.4	±1.5	
Marine Corps Officers	100	±0	4.9	±1.6	
Air Force Enlisted	100	±0	3.4	±1.2	
E1 – E4	100	±0	5.7	±2.5	
Air Force Officers	100	±0	1.9	±1.2	
MALES	100	±0	1.2	±0.4	
Army	100	±0	0.8	±0.7	
Navy	100	±0	2.7	±1.6	
Marine Corps	100	±0	1.1	±0.4	
Air Force	100	±0	0.5	±0.5	
Enlisted	100	±0	1.4	±0.5	
E1 – E4	100	±0	1.8	±0.9	
E5 – E9	100	±0	1.0	±0.5	
Officers	100	±0	0.3	±0.5	
O1 – O3	100	±0	0.1	±0.2	
O4 – O6	100	±0	0.7	±1.2	
Experienced USC	100	±0	NR		
Not Experienced USC	100	±0	0.0	±0.0	
Experienced SH	100	±0	15.2	±7.0	
Not Experienced SH	100	±0	0.6	±0.3	
Deployed Past 12 Months	100	±0	1.6	±0.8	
Not Deployed Past 12 Months	100	±0	1.0	±0.6	
Army Enlisted	100	±0	0.9	±0.8	
E1 – E4	100	±0	0.9	±1.5	
Army Officers	100	±0	0.3	±1.5	
Navy Enlisted	100	±0	3.1	±1.9	
E1 – E4	100	±0	4.8	±3.8	
Navy Officers	100	±0	0.7	±1.4	
Marine Corps Enlisted	100	±0	1.2	±0.4	
E1 – E4	100	±0	1.3	±0.6	
Marine Corps Officers	100	±0	0.3	±0.6	
Air Force Enlisted	100	±0	0.6	±0.7	
E1 – E4	100	±0	0.9	±1.3	
Air Force Officers	100	±0	0.0	±0.0	

Note. Percent responding are active duty members who answered the question. Incident rate indicates the percentage of members who had at least one experience of Unwanted Sexual Contact in the 12 months before responding to the survey.

NR: Not reportable

33. In the past 12 months, how many separate incidents of sexual touching, attempted or completed intercourse, oral or anal sex, or penetration by a finger or object did you experience?

1. One

2. Two

3. Three or more

	Percent Responding		Percentages			Max ME	Average Number of Incidents		
			1	2	3				
TOTAL	2	±1	31	28	41	±10	3.2	±0.5	
Army	1	±1	25	36	39	±16	3.4	±1.0	
Navy	3	±1	31	NR	NR	±17	3.2	±0.9	
Marine Corps	2	±1	33	22	44	±9	3.5	±0.5	
Air Force	1	±1	NR	NR	23	±17	2.4	±1.0	
Enlisted	2	±1	29	29	42	±10	3.3	±0.6	
E1 – E4	3	±1	29	30	41	±12	3.4	±0.7	
E1 – E3	3	±1	32	26	42	±16	3.1	±0.7	
E4	3	±1	25	NR	NR	±13	3.7	±1.2	
E5 – E9	1	±1	30	26	44	±16	3.1	±0.6	
E5 – E6	1	±1	28	29	43	±17	3.1	±0.6	
E7 – E9	0	±1	NR	NR	NR		NR		
Officers	1	±1	63	18	20	±14	1.8	±0.4	
O1 – O3	1	±1	54	22	23	±13	1.9	±0.4	
O4 – O6	0	±1	NR	1	NR	±4	NR		
Deployed Past 12 Months	2	±1	26	33	41	±17	3.3	±0.8	
Not Deployed Past 12 Months	2	±1	34	26	40	±12	3.2	±0.7	
Non-Hispanic White	1	±1	32	26	41	±14	3.1	±0.8	
Total Minority	2	±1	29	31	40	±14	3.3	±0.6	
Non-Hispanic Black	2	±1	39	NR	29	±16	2.7	±0.6	
Hispanic	2	±1	22	NR	NR	±17	NR		
Experienced USC	89	±5	31	28	41	±10	3.2	±0.5	
Not Experienced USC	NA		NA	NA	NA		NA		
Experienced SH	18	±4	27	26	46	±10	3.5	±0.6	
Not Experienced SH	1	±1	40	NR	NR	±16	2.6	±0.9	
FEMALES	6	±1	41	21	38	±6	2.9	±0.4	
Army	7	±2	37	23	39	±9	3.0	±0.5	
Navy	7	±2	44	17	39	±10	2.8	±0.5	
Marine Corps	10	±1	38	23	40	±5	2.8	±0.3	
Air Force	3	±1	47	20	33	±18	2.8	±1.3	
Enlisted	6	±1	40	21	40	±6	3.0	±0.4	
E1 – E4	9	±2	41	21	38	±7	3.0	±0.5	
E5 – E9	3	±1	36	21	43	±10	2.8	±0.5	
Officers	3	±1	54	21	24	±13	2.0	±0.4	
O1 – O3	4	±1	52	23	25	±14	2.0	±0.4	
O4 – O6	1	±1	NR	2	NR	±9	NR		
Experienced USC	95	±3	41	21	38	±6	2.9	±0.4	
Not Experienced USC	NA		NA	NA	NA		NA		
Experienced SH	20	±3	37	20	43	±6	3.1	±0.4	
Not Experienced SH	1	±1	57	25	18	±12	2.0	±0.5	
Deployed Past 12 Months	7	±2	44	14	43	±9	3.0	±0.5	
Not Deployed Past 12 Months	6	±1	40	24	37	±7	2.9	±0.4	

Note. Percent responding are active duty members who answered the question and who experienced unwanted sexual contact (Q32).

NR: Not reportable

NA: Not applicable

33. In the past 12 months, how many separate incidents of sexual touching, attempted or completed intercourse, oral or anal sex, or penetration by a finger or object did you experience?

	Percent Responding		Percentages			Max ME	Average Number of Incidents		
			1	2	3				
Army Enlisted	8	±2	35	24	41	±10	3.2	±0.5	
E1 – E4	10	±3	37	23	39	±12	3.2	±0.6	
Army Officers	4	±2	NR	NR	NR		2.1	±0.7	
Navy Enlisted	7	±2	44	16	40	±10	2.9	±0.5	
E1 – E4	9	±3	46	17	37	±12	2.8	±0.6	
Navy Officers	3	±2	NR	NR	NR		2.2	±0.9	
Marine Corps Enlisted	10	±2	37	23	40	±6	2.8	±0.3	
E1 – E4	12	±2	35	24	40	±7	2.9	±0.3	
Marine Corps Officers	5	±2	53	22	26	±15	1.8	±0.3	
Air Force Enlisted	3	±1	44	21	NR	±15	NR		
E1 – E4	6	±3	NR	18	NR	±16	NR		
Air Force Officers	2	±1	NR	NR	NR		1.6	±0.6	
MALES	1	±1	21	36	NR	±17	3.5	±1.0	
Army	1	±1	NR	NR	NR		NR		
Navy	2	±2	NR	NR	NR		3.4	±1.3	
Marine Corps	1	±1	30	22	48	±16	4.0	±0.8	
Air Force	0	±1	NR	NR	NR		NR		
Enlisted	1	±1	19	37	NR	±18	3.6	±1.0	
E1 – E4	2	±1	NR	NR	NR		3.7	±1.2	
E5 – E9	1	±1	NR	NR	NR		3.3	±1.0	
Officers	0	±1	NR	NR	NR		NR		
O1 – O3	0	±1	NR	NR	NR		NR		
O4 – O6	0	±1	NR	NR	NR		NR		
Experienced USC	83	±10	21	36	NR	±17	3.5	±1.0	
Not Experienced USC	NA		NA	NA	NA		NA		
Experienced SH	15	±6	NR	NR	NR		3.9	±1.3	
Not Experienced SH	0	±1	NR	NR	NR		2.9	±1.3	
Deployed Past 12 Months	1	±1	NR	NR	NR		3.5	±1.2	
Not Deployed Past 12 Months	1	±1	NR	NR	NR		3.5	±1.4	
Army Enlisted	1	±1	NR	NR	NR		NR		
E1 – E4	1	±1	NR	NR	NR		NR		
Army Officers	NA		NA	NA	NA		NA		
Navy Enlisted	3	±2	NR	NR	NR		3.5	±1.4	
E1 – E4	5	±3	NR	NR	NR		NR		
Navy Officers	0	±1	NR	NR	NR		NR		
Marine Corps Enlisted	1	±1	29	22	49	±16	4.1	±0.9	
E1 – E4	1	±1	32	NR	NR	±17	3.9	±1.0	
Marine Corps Officers	0	±1	NR	NR	NR		NR		
Air Force Enlisted	0	±1	NR	NR	NR		NR		
E1 – E4	1	±1	NR	NR	NR		NR		
Air Force Officers	NA		NA	NA	NA		NA		

Note. Percent responding are active duty members who answered the question and who experienced unwanted sexual contact (Q32).

NR: Not reportable

NA: Not applicable

34. What did the person(s) do during the situation?

- a. Sexually touched you (e.g., intentional touching of genitalia, breasts, or buttocks) or made you sexually touch them
- b. Attempted to make you have sexual intercourse, but was not successful
- c. Made you have sexual intercourse
- d. Attempted to make you perform or receive oral sex, anal sex, or penetration by a finger or object, but was not successful
- e. Made you perform or receive oral sex, anal sex, or penetration by a finger or object
- f. Did not specify

	Percent Responding		Percentages						Max ME
	a	b	c	d	e	f			
TOTAL	2 ±1	72	21	18	19	12	23	±8	
Army	2 ±1	73	20	13	16	10	21	±15	
Navy	3 ±2	77	19	21	21	14	20	±15	
Marine Corps	2 ±1	62	30	17	20	11	30	±8	
Air Force	1 ±1	NR	23	19	18	11	NR	±11	
Enlisted	2 ±1	72	21	18	19	12	22	±8	
E1 – E4	3 ±1	82	24	22	23	15	13	±10	
E1 – E3	3 ±1	85	26	28	26	18	8	±14	
E4	3 ±1	77	21	15	20	12	19	±17	
E5 – E9	1 ±1	50	15	7	9	4	45	±14	
E5 – E6	2 ±1	52	13	7	9	4	44	±15	
E7 – E9	1 ±1	NR	NR	7	7	NR	NR	±15	
Officers	1 ±1	NR	22	17	16	12	NR	±13	
O1 – O3	1 ±1	82	37	29	23	16	7	±13	
O4 – O6	1 ±1	NR	NR	0	NR	NR	NR	±2	
Deployed Past 12 Months	2 ±1	67	18	11	17	9	30	±14	
Not Deployed Past 12 Months	2 ±1	75	23	22	20	14	19	±8	
Non-Hispanic White	2 ±1	75	20	23	19	15	19	±10	
Total Minority	2 ±1	69	23	13	18	9	26	±11	
Non-Hispanic Black	3 ±1	68	18	8	9	5	27	±17	
Hispanic	2 ±1	NR	NR	NR	NR	NR	NR		
Experienced USC	100 ±0	72	21	18	19	12	23	±8	
Not Experienced USC	NA	NA	NA	NA	NA	NA	NA		
Experienced SH	18 ±4	86	26	20	22	13	8	±9	
Not Experienced SH	1 ±1	46	13	13	12	10	49	±15	
FEMALES	6 ±1	80	35	27	26	19	10	±5	
Army	7 ±2	81	34	22	27	18	8	±9	
Navy	7 ±2	79	32	31	22	20	13	±10	
Marine Corps	10 ±1	80	46	26	28	22	8	±5	
Air Force	3 ±1	79	38	32	31	19	8	±13	
Enlisted	7 ±1	80	36	27	26	19	10	±6	
E1 – E4	9 ±2	82	37	30	28	22	8	±7	
E5 – E9	4 ±1	71	31	17	22	11	18	±9	
Officers	3 ±1	85	34	26	24	19	5	±13	
O1 – O3	4 ±1	85	39	31	25	17	3	±14	
O4 – O6	1 ±1	NR	NR	2	NR	NR	NR	±8	
Experienced USC	100 ±0	80	35	27	26	19	10	±5	
Not Experienced USC	NA	NA	NA	NA	NA	NA	NA		
Experienced SH	20 ±3	88	39	27	27	19	3	±6	
Not Experienced SH	2 ±1	53	23	27	22	20	33	±11	
Deployed Past 12 Months	7 ±2	87	32	17	25	12	7	±9	
Not Deployed Past 12 Months	6 ±1	78	37	30	27	22	11	±6	

Note. Percent responding are active duty members who answered the question and who experienced unwanted sexual contact (Q32).
 NR: Not reportable
 NA: Not applicable

34. What did the person(s) do during the situation?

	Percent Responding		Percentages						Max ME
			a	b	c	d	e	f	
Army Enlisted	8	±2	81	34	21	27	17	8	±10
E1 – E4	10	±3	81	38	23	29	18	8	±12
Army Officers	4	±2	81	NR	NR	NR	NR	NR	±18
Navy Enlisted	8	±2	78	32	31	22	21	14	±10
E1 – E4	10	±3	83	32	37	25	27	10	±12
Navy Officers	3	±2	NR	NR	NR	NR	NR	NR	
Marine Corps Enlisted	11	±2	80	47	27	29	22	8	±6
E1 – E4	12	±2	81	50	29	30	24	8	±7
Marine Corps Officers	5	±2	79	22	18	14	NR	11	±15
Air Force Enlisted	3	±2	78	38	34	32	19	9	±14
E1 – E4	6	±3	87	34	NR	33	20	NR	±17
Air Force Officers	2	±1	NR	NR	NR	NR	NR	NR	
MALES	1	±1	65	9	10	12	6	34	±14
Army	1	±1	NR	NR	NR	NR	NR	NR	
Navy	3	±2	NR	NR	NR	NR	NR	NR	
Marine Corps	1	±1	49	18	10	14	5	44	±13
Air Force	0	±1	NR	NR	NR	NR	NR	NR	
Enlisted	1	±1	66	9	10	13	6	33	±14
E1 – E4	2	±1	81	NR	NR	NR	NR	18	±16
E5 – E9	1	±1	NR	NR	0	1	NR	NR	±3
Officers	0	±1	NR	NR	NR	NR	NR	NR	
O1 – O3	0	±1	NR	NR	NR	NR	NR	NR	
O4 – O6	1	±1	NR	NR	NR	NR	NR	NR	
Experienced USC	100	±0	65	9	10	12	6	34	±14
Not Experienced USC	NA		NA	NA	NA	NA	NA	NA	
Experienced SH	15	±6	84	NR	NR	NR	NR	15	±17
Not Experienced SH	1	±1	NR	NR	NR	NR	NR	NR	
Deployed Past 12 Months	2	±1	NR	NR	NR	NR	NR	NR	
Not Deployed Past 12 Months	1	±1	71	NR	NR	NR	NR	28	±17
Army Enlisted	1	±1	NR	NR	NR	NR	NR	NR	
E1 – E4	1	±1	NR	NR	NR	NR	NR	NR	
Army Officers	0	±1	NR	NR	NR	NR	NR	NR	
Navy Enlisted	3	±2	NR	NR	NR	NR	NR	NR	
E1 – E4	5	±3	NR	NR	NR	NR	NR	NR	
Navy Officers	1	±1	NR	NR	NR	NR	NR	NR	
Marine Corps Enlisted	1	±1	50	19	11	14	5	43	±13
E1 – E4	1	±1	NR	25	14	16	7	NR	±16
Marine Corps Officers	0	±1	NR	NR	NR	NR	NR	NR	
Air Force Enlisted	1	±1	NR	NR	NR	NR	NR	NR	
E1 – E4	1	±1	NR	NR	NR	NR	NR	NR	
Air Force Officers	NA		NA	NA	NA	NA	NA	NA	

Note. Percent responding are active duty members who answered the question and who experienced unwanted sexual contact (Q32).

NR: Not reportable

NA: Not applicable

34. Most serious unwanted sexual contact behaviors experienced. Constructed from Q34.

1. Unwanted sexual touching 2. Attempted sexual intercourse, anal or oral sex 3. Completed sexual intercourse, anal or oral sex
4. Did not specify

	Percent Responding		Percentages				Max ME
			1	2	3	4	
TOTAL	2	±1	42	15	20	23	±9
Army	2	±1	48	15	16	21	±15
Navy	3	±2	45	12	23	20	±16
Marine Corps	2	±1	29	22	20	30	±9
Air Force	1	±1	NR	17	22	NR	±11
Enlisted	2	±1	43	15	20	22	±10
E1 – E4	3	±1	47	16	25	13	±12
E1 – E3	3	±1	45	16	31	8	±16
E4	3	±1	NR	16	17	19	±17
E5 – E9	1	±1	35	12	8	45	±14
E5 – E6	2	±1	37	11	8	44	±15
E7 – E9	1	±1	NR	NR	7	NR	±13
Officers	1	±1	31	17	22	NR	±17
O1 – O3	1	±1	32	29	32	7	±13
O4 – O6	1	±1	NR	NR	2	NR	±8
Deployed Past 12 Months	2	±1	42	15	13	30	±14
Not Deployed Past 12 Months	2	±1	43	15	24	19	±12
Non-Hispanic White	2	±1	43	12	26	19	±13
Total Minority	2	±1	42	18	14	26	±12
Non-Hispanic Black	3	±1	48	16	9	27	±17
Hispanic	2	±1	NR	NR	NR	NR	
Experienced USC	100	±0	42	15	20	23	±9
Not Experienced USC	NA		NA	NA	NA	NA	
Experienced SH	18	±4	50	19	23	8	±10
Not Experienced SH	1	±1	28	8	15	49	±17
FEMALES	6	±1	32	26	31	10	±5
Army	7	±2	39	26	27	8	±9
Navy	7	±2	29	24	34	13	±10
Marine Corps	10	±1	26	32	34	8	±5
Air Force	3	±1	NR	28	37	8	±13
Enlisted	7	±1	32	26	31	10	±6
E1 – E4	9	±2	31	27	35	8	±7
E5 – E9	4	±1	37	24	21	18	±9
Officers	3	±1	35	26	33	5	±13
O1 – O3	4	±1	32	31	34	3	±14
O4 – O6	1	±1	NR	NR	NR	NR	
Experienced USC	100	±0	32	26	31	10	±5
Not Experienced USC	NA		NA	NA	NA	NA	
Experienced SH	20	±3	38	28	31	3	±6
Not Experienced SH	2	±1	15	19	33	33	±11
Deployed Past 12 Months	7	±2	43	26	23	7	±9
Not Deployed Past 12 Months	6	±1	28	26	34	11	±7

Note. Percent responding are active duty members who answered the question and who experienced unwanted sexual contact (Q32). Members who did not indicate what behavior they experienced (Q34) are coded as "Did not specify."

NR: Not reportable

NA: Not applicable

34. Most serious unwanted sexual contact behaviors experienced. Constructed from Q34.

	Percent Responding		Percentages				Max ME
			1	2	3	4	
Army Enlisted	8	±2	41	26	25	8	±9
E1 – E4	10	±3	37	29	26	8	±11
Army Officers	4	±2	NR	NR	NR	NR	
Navy Enlisted	8	±2	27	24	34	14	±10
E1 – E4	10	±3	26	23	41	10	±12
Navy Officers	3	±2	NR	NR	NR	NR	
Marine Corps Enlisted	11	±2	25	33	34	8	±6
E1 – E4	12	±2	24	32	36	8	±7
Marine Corps Officers	5	±2	49	22	18	11	±15
Air Force Enlisted	3	±2	NR	26	39	9	±15
E1 – E4	6	±3	NR	26	NR	NR	±16
Air Force Officers	2	±1	NR	NR	NR	NR	
MALES	1	±1	51	5	10	34	±14
Army	1	±1	NR	NR	NR	NR	
Navy	3	±2	NR	NR	NR	NR	
Marine Corps	1	±1	31	15	10	44	±14
Air Force	0	±1	NR	NR	NR	NR	
Enlisted	1	±1	52	5	10	33	±15
E1 – E4	2	±1	NR	6	NR	18	±16
E5 – E9	1	±1	NR	NR	0	NR	±3
Officers	0	±1	NR	NR	NR	NR	
O1 – O3	0	±1	NR	NR	NR	NR	
O4 – O6	1	±1	NR	NR	NR	NR	
Experienced USC	100	±0	51	5	10	34	±14
Not Experienced USC	NA		NA	NA	NA	NA	
Experienced SH	15	±6	NR	NR	NR	15	±17
Not Experienced SH	1	±1	NR	3	NR	NR	±5
Deployed Past 12 Months	2	±1	NR	NR	NR	NR	
Not Deployed Past 12 Months	1	±1	NR	2	NR	28	±17
Army Enlisted	1	±1	NR	NR	NR	NR	
E1 – E4	1	±1	NR	NR	NR	NR	
Army Officers	0	±1	NR	NR	NR	NR	
Navy Enlisted	3	±2	NR	NR	NR	NR	
E1 – E4	5	±3	NR	NR	NR	NR	
Navy Officers	1	±1	NR	NR	NR	NR	
Marine Corps Enlisted	1	±1	31	15	11	43	±14
E1 – E4	1	±1	NR	18	14	NR	±16
Marine Corps Officers	0	±1	NR	NR	NR	NR	
Air Force Enlisted	1	±1	NR	NR	NR	NR	
E1 – E4	1	±1	NR	NR	NR	NR	
Air Force Officers	NA		NA	NA	NA	NA	

Note. Percent responding are active duty members who answered the question and who experienced unwanted sexual contact (Q32). Members who did not indicate what behavior they experienced (Q34) are coded as "Did not specify."

NR: Not reportable

NA: Not applicable

35. Did the situation occur...

- a. At a military installation?
- b. During your work day/duty hours?
- c. While you were on TDY/TAD, at sea, or during field exercises/alerts?
- d. While you were deployed to a combat zone or to an area where you drew imminent danger pay or hostile fire pay?
- e. During the delayed entry program?
- f. During recruit training/basic training?
- g. During any type of military combat training
- h. During Officer Candidate or Training School/Basic or Advanced Officer Course?
- i. During military occupational specialty school/technical training/advanced individual training/professional military education?

	Percent Responding		Percentages									Max ME
			a	b	c	d	e	f	g	h	i	
TOTAL	2	±1	70	45	22	23	9	10	17	7	21	±9
Army	2	±1	79	58	24	28	7	9	NR	6	18	±15
Navy	3	±2	68	39	18	19	12	12	16	NR	24	±18
Marine Corps	2	±1	68	38	26	21	13	13	16	12	21	±8
Air Force	1	±1	NR	NR	24	NR	3	2	2	2	12	±16
Enlisted	2	±1	72	46	21	23	9	10	18	6	21	±10
E1 – E4	3	±1	78	45	16	20	9	10	15	5	22	±12
E1 – E3	3	±1	78	39	13	15	13	14	16	NR	35	±16
E4	3	±1	79	NR	20	26	3	3	NR	2	6	±17
E5 – E9	1	±1	57	48	35	33	11	11	24	11	18	±16
E5 – E6	1	±1	58	48	39	34	12	12	24	12	19	±18
E7 – E9	1	±1	NR	NR	NR	NR	NR	NR	NR	NR	NR	
Officers	1	±1	NR	NR	23	17	NR	NR	NR	NR	13	±16
O1 – O3	1	±1	34	24	26	15	NR	NR	6	10	13	±14
O4 – O6	1	±1	NR	NR	NR	NR	NR	NR	NR	NR	NR	
Deployed Past 12 Months	2	±1	66	41	34	50	12	13	20	12	15	±15
Not Deployed Past 12 Months	2	±1	72	47	15	8	7	8	16	4	24	±12
Non-Hispanic White	1	±1	74	46	25	19	10	10	22	5	21	±15
Total Minority	2	±1	66	44	18	27	8	10	12	8	20	±14
Non-Hispanic Black	3	±1	54	37	14	20	3	6	10	3	9	±16
Hispanic	2	±1	NR	NR	NR	NR	NR	NR	NR	NR	NR	
Experienced USC	95	±4	70	45	22	23	9	10	17	7	21	±9
Not Experienced USC	NA		NA	NA	NA	NA	NA	NA	NA	NA	NA	
Experienced SH	18	±4	78	47	24	28	9	9	19	5	20	±12
Not Experienced SH	1	±1	53	NR	16	13	10	10	13	10	NR	±15
FEMALES	6	±1	67	41	20	19	5	6	9	3	19	±6
Army	7	±2	77	52	20	23	7	10	15	5	20	±9
Navy	7	±2	54	33	20	15	2	2	6	1	21	±10
Marine Corps	10	±1	71	29	17	13	6	2	7	3	20	±5
Air Force	3	±1	64	34	24	NR	4	3	2	3	10	±17
Enlisted	7	±1	71	42	20	20	5	6	10	3	20	±6
E1 – E4	9	±2	73	39	17	17	5	6	10	2	23	±7
E5 – E9	4	±1	63	51	30	28	6	7	10	7	10	±10
Officers	3	±1	34	25	24	15	NR	NR	NR	6	9	±13
O1 – O3	4	±1	31	21	25	14	NR	NR	NR	7	11	±14
O4 – O6	1	±1	NR	NR	NR	NR	NR	NR	NR	NR	NR	
Experienced USC	97	±2	67	41	20	19	5	6	9	3	19	±6
Not Experienced USC	NA		NA	NA	NA	NA	NA	NA	NA	NA	NA	
Experienced SH	20	±3	72	46	23	22	5	6	8	3	19	±6
Not Experienced SH	2	±1	48	19	12	9	4	5	12	5	15	±11
Deployed Past 12 Months	7	±2	70	46	37	51	3	4	10	3	9	±9
Not Deployed Past 12 Months	6	±1	66	38	14	7	6	6	9	3	22	±7

Note. Percent responding are active duty members who answered the question and who experienced unwanted sexual contact (Q32).

NR: Not reportable

NA: Not applicable

35. Did the situation occur...

	Percent Responding		Percentages									Max ME
			a	b	c	d	e	f	g	h	i	
Army Enlisted	8	±2	82	55	20	24	8	12	16	5	21	±10
E1 – E4	10	±3	84	52	20	22	8	13	18	3	25	±12
Army Officers	4	±2	NR	NR	NR	NR	NR	NR	NR	NR	NR	
Navy Enlisted	8	±2	57	34	20	15	2	2	6	1	23	±11
E1 – E4	10	±3	60	34	17	12	2	2	6	1	28	±13
Navy Officers	3	±2	NR	NR	NR	NR	NR	NR	NR	NR	NR	
Marine Corps Enlisted	10	±2	72	28	17	12	7	2	7	3	20	±5
E1 – E4	12	±2	75	25	11	11	5	1	6	3	21	±6
Marine Corps Officers	5	±2	49	34	29	25	NR	NR	NR	NR	19	±15
Air Force Enlisted	3	±2	68	NR	22	NR	4	4	3	3	9	±14
E1 – E4	6	±3	71	NR	10	NR	NR	NR	NR	NR	8	±16
Air Force Officers	2	±1	NR	NR	NR	NR	NR	NR	NR	NR	NR	
MALES	1	±1	73	49	23	26	13	13	24	10	22	±16
Army	1	±1	NR	NR	NR	NR	NR	NR	NR	NR	NR	
Navy	3	±2	NR	NR	NR	NR	NR	NR	NR	NR	NR	
Marine Corps	1	±1	66	45	33	27	17	20	23	18	22	±13
Air Force	0	±1	NR	NR	NR	NR	NR	NR	NR	NR	NR	
Enlisted	1	±1	74	NR	23	27	13	13	24	9	22	±17
E1 – E4	2	±1	83	NR	NR	NR	NR	NR	NR	NR	NR	±16
E5 – E9	1	±1	NR	NR	NR	NR	NR	NR	NR	NR	NR	
Officers	0	±1	NR	NR	NR	NR	NR	NR	NR	NR	NR	
O1 – O3	0	±1	NR	NR	NR	NR	NR	NR	NR	NR	NR	
O4 – O6	1	±1	NR	NR	NR	NR	NR	NR	NR	NR	NR	
Experienced USC	93	±6	73	49	23	26	13	13	24	10	22	±16
Not Experienced USC	NA		NA	NA	NA	NA	NA	NA	NA	NA	NA	
Experienced SH	15	±6	NR	NR	NR	NR	NR	NR	NR	8	NR	±14
Not Experienced SH	1	±1	NR	NR	NR	NR	NR	NR	NR	NR	NR	
Deployed Past 12 Months	1	±1	NR	NR	NR	NR	NR	NR	NR	NR	NR	
Not Deployed Past 12 Months	1	±1	79	NR	NR	9	NR	NR	NR	4	NR	±17
Army Enlisted	1	±1	NR	NR	NR	NR	NR	NR	NR	NR	NR	
E1 – E4	1	±1	NR	NR	NR	NR	NR	NR	NR	NR	NR	
Army Officers	0	±1	NR	NR	NR	NR	NR	NR	NR	NR	NR	
Navy Enlisted	3	±2	NR	NR	NR	NR	NR	NR	NR	NR	NR	
E1 – E4	5	±3	NR	NR	NR	NR	NR	NR	NR	NR	NR	
Navy Officers	1	±1	NR	NR	NR	NR	NR	NR	NR	NR	NR	
Marine Corps Enlisted	1	±1	65	44	32	26	16	19	21	16	21	±13
E1 – E4	1	±1	65	36	27	23	16	20	22	16	20	±18
Marine Corps Officers	0	±1	NR	NR	NR	NR	NR	NR	NR	NR	NR	
Air Force Enlisted	0	±1	NR	NR	NR	NR	NR	NR	NR	NR	NR	
E1 – E4	1	±1	NR	NR	NR	NR	NR	NR	NR	NR	NR	
Air Force Officers	NA		NA	NA	NA	NA	NA	NA	NA	NA	NA	

Note. Percent responding are active duty members who answered the question and who experienced unwanted sexual contact (Q32).

NR: Not reportable

NA: Not applicable

36. How many offender(s) were involved?

1. One person

2. More than one person

3. Not sure

	Percent Responding		Percentages			Max ME			One Offender Involved	
			1	2	3					
TOTAL	2	±1	62	25	13	±9	72.0	±10.0		
Army	1	±1	55	30	15	±17	NR			
Navy	3	±2	68	23	9	±16	75.0	±17.0		
Marine Corps	2	±1	56	21	23	±9	73.0	±8.0		
Air Force	1	±1	71	19	NR	±16	79.0	±15.0		
Enlisted	2	±1	61	25	13	±10	71.0	±10.0		
E1 – E4	3	±1	67	25	8	±12	73.0	±12.0		
E1 – E3	3	±1	66	29	5	±15	70.0	±16.0		
E4	3	±1	NR	NR	NR		NR			
E5 – E9	1	±1	45	27	28	±16	63.0	±17.0		
E5 – E6	1	±1	47	24	29	±18	NR			
E7 – E9	0	±1	NR	NR	NR		NR			
Officers	1	±1	83	14	4	±11	86.0	±11.0		
O1 – O3	1	±1	78	19	3	±13	80.0	±13.0		
O4 – O6	0	±1	99	1	NR	±4	99.0	±4.0		
Deployed Past 12 Months	2	±1	58	22	20	±15	73.0	±17.0		
Not Deployed Past 12 Months	2	±1	65	26	9	±12	71.0	±12.0		
Non-Hispanic White	1	±1	68	24	8	±14	74.0	±15.0		
Total Minority	2	±1	56	26	18	±12	68.0	±13.0		
Non-Hispanic Black	3	±1	NR	NR	19	±18	NR			
Hispanic	2	±1	NR	NR	NR		NR			
Experienced USC	90	±5	62	25	13	±9	72.0	±10.0		
Not Experienced USC	NA		NA	NA	NA		NA			
Experienced SH	18	±4	62	30	8	±11	67.0	±11.0		
Not Experienced SH	1	±1	64	NR	24	±17	NR			
FEMALES	6	±1	71	24	5	±5	74.0	±5.0		
Army	7	±2	72	25	4	±9	74.0	±9.0		
Navy	7	±2	71	25	4	±9	74.0	±9.0		
Marine Corps	10	±1	66	28	6	±5	70.0	±6.0		
Air Force	3	±1	74	20	6	±12	79.0	±12.0		
Enlisted	6	±1	70	25	5	±5	74.0	±5.0		
E1 – E4	9	±2	72	24	4	±6	75.0	±6.0		
E5 – E9	3	±1	65	27	7	±10	71.0	±10.0		
Officers	3	±1	79	17	4	±12	82.0	±12.0		
O1 – O3	4	±1	77	20	4	±13	80.0	±13.0		
O4 – O6	1	±1	98	2	NR	±9	98.0	±9.0		
Experienced USC	95	±3	71	24	5	±5	74.0	±5.0		
Not Experienced USC	NA		NA	NA	NA		NA			
Experienced SH	20	±3	70	27	3	±6	72.0	±6.0		
Not Experienced SH	1	±1	75	12	13	±11	86.0	±12.0		
Deployed Past 12 Months	7	±2	74	25	2	±9	75.0	±9.0		
Not Deployed Past 12 Months	6	±1	70	24	6	±6	74.0	±6.0		

Note. Percent responding are active duty members who answered the question and who experienced unwanted sexual contact (Q32). One Offender Involved does not include those who indicated "Not sure."

NR: Not reportable

NA: Not applicable

36. How many offender(s) were involved?

	Percent Responding		Percentages			Max ME	One Offender Involved		
			1	2	3				
Army Enlisted	7	±2	71	26	4	±10	73.0	±10.0	
E1 – E4	9	±2	72	25	3	±11	75.0	±11.0	
Army Officers	4	±2	NR	NR	NR		NR		
Navy Enlisted	7	±2	70	26	4	±10	73.0	±10.0	
E1 – E4	10	±3	72	25	3	±12	74.0	±12.0	
Navy Officers	3	±2	NR	NR	NR		NR		
Marine Corps Enlisted	10	±2	65	29	6	±6	69.0	±6.0	
E1 – E4	12	±2	64	29	7	±7	68.0	±7.0	
Marine Corps Officers	5	±2	89	11	NR	±13	89.0	±13.0	
Air Force Enlisted	3	±2	73	20	7	±13	79.0	±13.0	
E1 – E4	6	±3	76	19	5	±15	80.0	±15.0	
Air Force Officers	2	±1	NR	NR	NR		NR		
MALES	1	±1	NR	25	21	±18	NR		
Army	1	±1	NR	NR	NR		NR		
Navy	2	±2	NR	NR	NR		NR		
Marine Corps	1	±1	49	16	35	±13	75.0	±15.0	
Air Force	0	±1	NR	NR	NR		NR		
Enlisted	1	±1	NR	26	21	±18	NR		
E1 – E4	2	±1	NR	NR	13	±15	NR		
E5 – E9	1	±1	NR	NR	NR		NR		
Officers	0	±1	NR	NR	NR		NR		
O1 – O3	0	±1	NR	NR	NR		NR		
O4 – O6	0	±1	NR	NR	NR		NR		
Experienced USC	86	±9	NR	25	21	±18	NR		
Not Experienced USC	NA		NA	NA	NA		NA		
Experienced SH	15	±6	NR	NR	15	±17	NR		
Not Experienced SH	0	±1	NR	NR	NR		NR		
Deployed Past 12 Months	1	±1	NR	NR	NR		NR		
Not Deployed Past 12 Months	1	±1	NR	NR	13	±15	NR		
Army Enlisted	1	±1	NR	NR	NR		NR		
E1 – E4	1	±1	NR	NR	NR		NR		
Army Officers	NA		NA	NA	NA		NA		
Navy Enlisted	3	±2	NR	NR	NR		NR		
E1 – E4	5	±3	NR	NR	NR		NR		
Navy Officers	0	±1	NR	NR	NR		NR		
Marine Corps Enlisted	1	±1	48	17	36	±14	74.0	±16.0	
E1 – E4	1	±1	NR	15	35	±17	NR		
Marine Corps Officers	0	±1	NR	NR	NR		NR		
Air Force Enlisted	0	±1	NR	NR	NR		NR		
E1 – E4	1	±1	NR	NR	NR		NR		
Air Force Officers	NA		NA	NA	NA		NA		

Note. Percent responding are active duty members who answered the question and who experienced unwanted sexual contact (Q32). One Offender Involved does not include those who indicated "Not sure."

NR: Not reportable

NA: Not applicable

37. What was/were the gender(s) of the offender(s)?

1. Male only
4. Not sure

2. Female only

3. Both male and female

	Percent Responding		Percentages				Max ME	Male Offender Involved		
			1	2	3	4				
TOTAL	2	±1	71	11	8	10	±10	88.0	±11.0	
Army	1	±1	78	0	NR	15	±17	100.0	±3.0	
Navy	3	±2	NR	NR	12	4	±15	NR		
Marine Corps	2	±1	61	13	5	20	±9	83.0	±10.0	
Air Force	1	±1	88	1	3	NR	±16	99.0	±6.0	
Enlisted	2	±1	69	11	8	11	±10	87.0	±11.0	
E1 – E4	3	±1	75	13	7	6	±13	87.0	±14.0	
E1 – E3	3	±1	75	NR	8	3	±18	NR		
E4	3	±1	75	NR	NR	NR	±18	NR		
E5 – E9	1	±1	54	NR	NR	25	±16	NR		
E5 – E6	1	±1	56	NR	NR	26	±17	NR		
E7 – E9	0	±1	NR	NR	NR	NR		NR		
Officers	1	±1	95	NR	1	4	±8	NR		
O1 – O3	1	±1	95	NR	1	3	±10	NR		
O4 – O6	0	±1	NR	NR	NR	NR		NR		
Deployed Past 12 Months	2	±1	67	11	4	18	±16	NR		
Not Deployed Past 12 Months	2	±1	73	11	10	6	±14	89.0	±15.0	
Non-Hispanic White	1	±1	77	6	8	8	±14	93.0	±12.0	
Total Minority	2	±1	64	15	8	13	±17	NR		
Non-Hispanic Black	3	±1	67	NR	NR	12	±18	NR		
Hispanic	2	±1	NR	NR	NR	NR		NR		
Experienced USC	90	±5	71	11	8	10	±10	88.0	±11.0	
Not Experienced USC	NA		NA	NA	NA	NA		NA		
Experienced SH	18	±4	77	8	11	4	±11	92.0	±10.0	
Not Experienced SH	1	±1	NR	NR	1	24	±16	NR		
FEMALES	6	±1	91	0	5	4	±4	99.0	±2.0	
Army	7	±2	92	1	4	4	±7	99.0	±4.0	
Navy	7	±2	89	NR	7	4	±7	NR		
Marine Corps	10	±1	91	0	5	3	±4	100.0	±1.0	
Air Force	3	±1	91	1	4	4	±9	99.0	±7.0	
Enlisted	6	±1	90	1	5	4	±4	99.0	±2.0	
E1 – E4	9	±2	92	0	5	2	±4	100.0	±2.0	
E5 – E9	3	±1	85	1	5	9	±9	99.0	±6.0	
Officers	3	±1	94	NR	1	4	±9	NR		
O1 – O3	4	±1	95	NR	2	4	±10	NR		
O4 – O6	1	±1	NR	NR	NR	NR		NR		
Experienced USC	95	±2	91	0	5	4	±4	99.0	±2.0	
Not Experienced USC	NA		NA	NA	NA	NA		NA		
Experienced SH	20	±3	93	1	5	2	±4	99.0	±2.0	
Not Experienced SH	1	±1	82	0	3	14	±10	100.0	±1.0	
Deployed Past 12 Months	7	±2	94	1	2	3	±6	99.0	±5.0	
Not Deployed Past 12 Months	6	±1	89	0	6	4	±4	100.0	±2.0	

Note. Percent responding are active duty members who answered the question and who experienced unwanted sexual contact (Q32). Male Offender Involved does not include those who indicated "Not sure."

NR: Not reportable

NA: Not applicable

37. What was/were the gender(s) of the offender(s)?

	Percent Responding		Percentages				Max ME	Male Offender Involved		
			1	2	3	4				
Army Enlisted	7	±2	92	1	4	3	±7	99.0	±4.0	
E1 – E4	9	±2	93	NR	4	3	±9	NR		
Army Officers	4	±2	NR	NR	NR	NR		NR		
Navy Enlisted	8	±2	89	NR	7	4	±7	NR		
E1 – E4	10	±3	90	NR	8	2	±8	NR		
Navy Officers	3	±2	NR	NR	NR	NR		NR		
Marine Corps Enlisted	10	±2	91	0	5	4	±4	100.0	±1.0	
E1 – E4	12	±2	92	0	5	4	±5	100.0	±0.0	
Marine Corps Officers	5	±2	NR	NR	NR	NR		NR		
Air Force Enlisted	3	±2	90	NR	4	5	±11	NR		
E1 – E4	6	±3	93	NR	4	NR	±11	NR		
Air Force Officers	2	±1	NR	NR	NR	NR		NR		
MALES	1	±1	NR	21	11	16	±17	NR		
Army	1	±1	NR	NR	NR	NR		NR		
Navy	2	±2	NR	NR	NR	NR		NR		
Marine Corps	1	±1	41	22	6	32	±14	67.0	±16.0	
Air Force	0	±1	NR	NR	NR	NR		NR		
Enlisted	1	±1	NR	21	11	17	±17	NR		
E1 – E4	2	±1	NR	NR	NR	9	±14	NR		
E5 – E9	1	±1	NR	NR	NR	NR		NR		
Officers	0	±1	NR	NR	NR	NR		NR		
O1 – O3	0	±1	NR	NR	NR	NR		NR		
O4 – O6	0	±1	NR	NR	NR	NR		NR		
Experienced USC	86	±9	NR	21	11	16	±17	NR		
Not Experienced USC	NA		NA	NA	NA	NA		NA		
Experienced SH	15	±6	NR	NR	NR	8	±15	NR		
Not Experienced SH	0	±1	NR	NR	0	NR	±3	NR		
Deployed Past 12 Months	1	±1	NR	NR	NR	NR		NR		
Not Deployed Past 12 Months	1	±1	NR	NR	NR	8	±9	NR		
Army Enlisted	1	±1	NR	NR	NR	NR		NR		
E1 – E4	1	±1	NR	NR	NR	NR		NR		
Army Officers	NA		NA	NA	NA	NA		NA		
Navy Enlisted	3	±2	NR	NR	NR	NR		NR		
E1 – E4	5	±3	NR	NR	NR	NR		NR		
Navy Officers	0	±1	NR	NR	NR	NR		NR		
Marine Corps Enlisted	1	±1	39	23	6	32	±14	66.0	±17.0	
E1 – E4	1	±1	NR	31	7	28	±17	NR		
Marine Corps Officers	0	±1	NR	NR	NR	NR		NR		
Air Force Enlisted	0	±1	NR	NR	NR	NR		NR		
E1 – E4	1	±1	NR	NR	NR	NR		NR		
Air Force Officers	NA		NA	NA	NA	NA		NA		

Note. Percent responding are active duty members who answered the question and who experienced unwanted sexual contact (Q32). Male Offender Involved does not include those who indicated "Not sure."

NR: Not reportable

NA: Not applicable

38. Was the offender(s)...

- a. Someone in your chain of command?
- b. Other military person(s) of higher rank/grade who was not in your chain of command?
- c. Your military coworker(s)?
- d. Your military subordinate(s)?
- e. Other military person(s)?
- f. DoD/Service civilian employee(s)?
- g. DoD/Service civilian contractor(s)?
- h. Your spouse/significant other?
- i. Person(s) in the local community?
- j. Unknown person(s)?

	Percent Responding		Percentages										Max ME
			a	b	c	d	e	f	g	h	i	j	
TOTAL	2	±1	26	27	55	17	34	9	8	10	8	12	±9
Army	1	±1	21	28	57	16	41	7	6	8	8	9	±16
Navy	3	±2	26	25	55	17	27	NR	NR	NR	7	11	±16
Marine Corps	2	±1	34	32	53	27	34	13	13	19	14	16	±9
Air Force	1	±1	NR	26	NR	8	39	3	3	2	7	15	±17
Enlisted	2	±1	27	27	55	17	34	9	8	10	8	12	±9
E1 – E4	3	±1	28	29	58	15	36	8	8	11	7	11	±11
E1 – E3	3	±1	31	32	66	18	32	NR	NR	14	10	16	±16
E4	3	±1	25	24	NR	12	NR	3	4	6	4	5	±15
E5 – E9	1	±1	22	24	48	22	30	10	8	9	11	13	±15
E5 – E6	1	±1	20	22	49	20	30	10	9	10	11	14	±17
E7 – E9	1	±1	NR	NR	NR	NR	NR	NR	NR	NR	NR	NR	
Officers	1	±1	16	26	50	17	31	NR	NR	NR	NR	NR	±18
O1 – O3	1	±1	13	24	51	14	31	3	7	8	8	8	±13
O4 – O6	0	±1	NR	NR	NR	NR	NR	NR	NR	NR	NR	NR	
Deployed Past 12 Months	2	±1	29	29	52	17	38	10	11	11	11	14	±15
Not Deployed Past 12 Months	2	±1	24	26	56	17	32	9	7	10	7	10	±11
Non-Hispanic White	1	±1	29	26	54	19	36	9	9	11	8	12	±13
Total Minority	2	±1	23	28	56	15	32	9	7	10	9	11	±12
Non-Hispanic Black	3	±1	18	22	45	12	29	8	3	8	5	7	±16
Hispanic	2	±1	NR	NR	NR	NR	NR	NR	NR	NR	NR	NR	
Experienced USC	92	±4	26	27	55	17	34	9	8	10	8	12	±9
Not Experienced USC	NA		NA	NA	NA	NA	NA	NA	NA	NA	NA	NA	
Experienced SH	18	±4	28	30	59	17	36	8	7	9	7	11	±10
Not Experienced SH	1	±1	21	21	NR	18	29	12	11	14	12	13	±18
FEMALES	6	±1	25	38	57	13	40	5	4	7	8	10	±6
Army	7	±2	24	41	58	15	40	7	5	9	9	10	±9
Navy	7	±2	24	35	64	10	39	3	4	6	7	7	±10
Marine Corps	10	±1	33	36	52	16	40	4	3	7	7	11	±6
Air Force	3	±1	NR	38	47	11	40	4	4	4	10	15	±15
Enlisted	6	±1	27	40	58	13	41	5	4	7	8	10	±6
E1 – E4	9	±2	28	40	61	13	43	3	3	7	7	9	±7
E5 – E9	3	±1	22	38	48	14	34	11	7	9	14	16	±10
Officers	3	±1	9	21	49	10	27	2	6	5	5	6	±12
O1 – O3	4	±1	11	23	49	12	30	1	5	6	6	6	±14
O4 – O6	1	±1	NR	5	NR	NR	NR	NR	NR	NR	2	NR	±11
Experienced USC	96	±2	25	38	57	13	40	5	4	7	8	10	±6
Not Experienced USC	NA		NA	NA	NA	NA	NA	NA	NA	NA	NA	NA	
Experienced SH	20	±2	30	40	62	15	40	5	4	7	8	10	±6
Not Experienced SH	2	±1	8	32	40	7	40	4	4	9	8	8	±12
Deployed Past 12 Months	7	±2	24	41	58	13	37	4	7	6	7	12	±9
Not Deployed Past 12 Months	6	±1	26	37	57	13	41	6	4	8	8	9	±7

Note. Percent responding are active duty members who answered the question and who experienced unwanted sexual contact (Q32).
 NR: Not reportable NA: Not applicable

38. Was the offender(s)...

	Percent Responding		Percentages										Max ME
			a	b	c	d	e	f	g	h	i	j	
Army Enlisted	8	±2	27	45	60	16	41	8	5	10	9	11	±10
E1 – E4	9	±3	29	43	63	16	41	6	4	10	7	11	±12
Army Officers	4	±2	NR	NR	NR	NR	NR	NR	NR	NR	NR	NR	
Navy Enlisted	8	±2	25	35	65	10	39	3	4	6	6	7	±10
E1 – E4	10	±3	27	37	69	9	44	2	2	5	4	5	±12
Navy Officers	3	±2	NR	NR	NR	NR	NR	NR	NR	NR	NR	NR	
Marine Corps Enlisted	10	±2	34	37	51	16	41	4	3	7	7	12	±6
E1 – E4	12	±2	33	37	51	16	42	3	2	8	7	14	±7
Marine Corps Officers	5	±2	11	22	73	8	16	3	NR	NR	7	NR	±15
Air Force Enlisted	3	±2	NR	39	NR	10	43	4	4	4	11	14	±15
E1 – E4	6	±3	NR	NR	NR	10	NR	NR	NR	4	8	7	±12
Air Force Officers	2	±1	NR	NR	NR	NR	NR	NR	NR	NR	NR	NR	
MALES	1	±1	27	17	52	21	28	13	12	13	9	13	±16
Army	1	±1	NR	NR	NR	NR	NR	NR	NR	NR	NR	NR	
Navy	3	±2	NR	NR	NR	NR	NR	NR	NR	NR	NR	NR	
Marine Corps	1	±1	34	30	54	34	31	19	19	27	19	20	±14
Air Force	0	±1	NR	NR	NR	NR	NR	NR	NR	NR	NR	NR	
Enlisted	1	±1	26	17	NR	20	28	11	11	13	8	13	±16
E1 – E4	2	±1	NR	NR	NR	NR	NR	NR	NR	NR	NR	NR	
E5 – E9	1	±1	NR	NR	NR	NR	NR	NR	NR	NR	NR	NR	
Officers	0	±1	NR	NR	NR	NR	NR	NR	NR	NR	NR	NR	
O1 – O3	0	±1	NR	NR	NR	NR	NR	NR	NR	NR	NR	NR	
O4 – O6	0	±1	NR	NR	NR	NR	NR	NR	NR	NR	NR	NR	
Experienced USC	89	±8	27	17	52	21	28	13	12	13	9	13	±16
Not Experienced USC	NA		NA	NA	NA	NA	NA	NA	NA	NA	NA	NA	
Experienced SH	15	±6	NR	NR	NR	NR	NR	NR	NR	NR	5	NR	±11
Not Experienced SH	0	±1	NR	NR	NR	NR	NR	NR	NR	NR	NR	NR	
Deployed Past 12 Months	1	±1	NR	NR	NR	NR	NR	NR	NR	NR	NR	NR	
Not Deployed Past 12 Months	1	±1	NR	NR	NR	NR	NR	NR	NR	NR	5	NR	±6
Army Enlisted	1	±1	NR	NR	NR	NR	NR	NR	NR	NR	NR	NR	
E1 – E4	1	±1	NR	NR	NR	NR	NR	NR	NR	NR	NR	NR	
Army Officers	NA		NA	NA	NA	NA	NA	NA	NA	NA	NA	NA	
Navy Enlisted	3	±2	NR	NR	NR	NR	NR	NR	NR	NR	NR	NR	
E1 – E4	5	±3	NR	NR	NR	NR	NR	NR	NR	NR	NR	NR	
Navy Officers	0	±1	NR	NR	NR	NR	NR	NR	NR	NR	NR	NR	
Marine Corps Enlisted	1	±1	34	29	53	33	30	18	19	27	19	19	±14
E1 – E4	1	±1	NR	32	NR	28	35	18	21	30	20	16	±17
Marine Corps Officers	0	±1	NR	NR	NR	NR	NR	NR	NR	NR	NR	NR	
Air Force Enlisted	0	±1	NR	NR	NR	NR	NR	NR	NR	NR	NR	NR	
E1 – E4	1	±1	NR	NR	NR	NR	NR	NR	NR	NR	NR	NR	
Air Force Officers	NA		NA	NA	NA	NA	NA	NA	NA	NA	NA	NA	

Note. Percent responding are active duty members who answered the question and who experienced unwanted sexual contact (Q32).

NR: Not reportable

NA: Not applicable

38. What was the organizational affiliation of the person(s) involved? Constructed from Q38a-g.

1. Military only

2. Both military and DoD civilian

3. DoD civilian only

	Percent Responding		Percentages			Max ME
			1	2	3	
TOTAL	1	±1	88	10	2	±8
Army	1	±1	90	8	2	±11
Navy	3	±1	NR	NR	2	±6
Marine Corps	1	±1	82	15	3	±9
Air Force	1	±1	95	3	2	±7
Enlisted	2	±1	89	10	1	±9
E1 – E4	2	±1	90	9	1	±12
E1 – E3	3	±1	NR	NR	1	±4
E4	2	±1	94	5	1	±6
E5 – E9	1	±1	85	13	2	±14
E5 – E6	1	±1	85	14	1	±16
E7 – E9	0	±1	NR	NR	NR	
Officers	0	±1	NR	NR	NR	
O1 – O3	1	±1	91	NR	4	±13
O4 – O6	0	±1	NR	NR	NR	
Deployed Past 12 Months	2	±1	85	NR	2	±17
Not Deployed Past 12 Months	1	±1	89	9	2	±10
Non-Hispanic White	1	±1	89	10	1	±13
Total Minority	2	±1	86	11	3	±12
Non-Hispanic Black	2	±1	87	6	6	±12
Hispanic	2	±1	NR	NR	1	±5
Experienced USC	76	±7	88	10	2	±8
Not Experienced USC	NA		NA	NA	NA	
Experienced SH	16	±3	90	9	2	±9
Not Experienced SH	0	±1	NR	NR	NR	
FEMALES	5	±1	92	6	2	±4
Army	6	±2	90	7	3	±7
Navy	6	±2	94	5	1	±6
Marine Corps	9	±1	95	4	1	±3
Air Force	3	±1	94	4	2	±9
Enlisted	6	±1	93	6	2	±4
E1 – E4	8	±2	95	4	1	±5
E5 – E9	3	±1	84	13	2	±9
Officers	2	±1	89	NR	8	±12
O1 – O3	3	±1	93	NR	4	±13
O4 – O6	1	±1	NR	3	NR	±9
Experienced USC	86	±4	92	6	2	±4
Not Experienced USC	NA		NA	NA	NA	
Experienced SH	19	±2	92	6	3	±4
Not Experienced SH	1	±1	94	5	0	±12
Deployed Past 12 Months	6	±2	92	6	3	±8
Not Deployed Past 12 Months	5	±1	92	5	2	±4

Note. Percent responding are active duty members who answered the question and who experienced unwanted sexual contact (Q32). Members who only indicated "Your spouse/significant other" (Q38h), "Person in the local community" (Q38i), or "Unknown person" (Q38j) are excluded from this analysis.

NR: Not reportable

NA: Not applicable

38. What was the organizational affiliation of the person(s) involved? Constructed from Q38a-g.

	Percent Responding		Percentages			Max ME
			1	2	3	
Army Enlisted	7	±2	90	7	2	±8
E1 – E4	9	±2	92	5	3	±10
Army Officers	3	±2	NR	NR	NR	
Navy Enlisted	7	±2	94	5	1	±6
E1 – E4	9	±3	97	3	NR	±7
Navy Officers	2	±2	NR	NR	NR	
Marine Corps Enlisted	9	±1	94	4	2	±3
E1 – E4	11	±2	96	2	1	±4
Marine Corps Officers	4	±2	96	4	NR	±10
Air Force Enlisted	3	±1	94	5	NR	±10
E1 – E4	5	±3	NR	NR	NR	
Air Force Officers	2	±1	NR	NR	NR	
MALES	1	±1	82	16	2	±17
Army	0	±1	NR	NR	NR	
Navy	2	±2	NR	NR	NR	
Marine Corps	1	±1	71	26	4	±15
Air Force	0	±1	NR	NR	NR	
Enlisted	1	±1	NR	NR	1	±2
E1 – E4	1	±1	NR	NR	0	±3
E5 – E9	0	±1	NR	NR	1	±6
Officers	0	±1	NR	NR	NR	
O1 – O3	0	±1	NR	NR	NR	
O4 – O6	0	±1	NR	NR	NR	
Experienced USC	67	±13	82	16	2	±17
Not Experienced USC	NA		NA	NA	NA	
Experienced SH	12	±6	NR	NR	0	±4
Not Experienced SH	0	±1	NR	NR	NR	
Deployed Past 12 Months	1	±1	NR	NR	1	±5
Not Deployed Past 12 Months	1	±1	NR	NR	NR	
Army Enlisted	1	±1	NR	NR	NR	
E1 – E4	1	±1	NR	NR	NR	
Army Officers	NA		NA	NA	NA	
Navy Enlisted	2	±2	NR	NR	NR	
E1 – E4	4	±3	NR	NR	NR	
Navy Officers	0	±1	NR	NR	NR	
Marine Corps Enlisted	1	±1	71	25	4	±15
E1 – E4	1	±1	NR	NR	NR	
Marine Corps Officers	0	±1	NR	NR	NR	
Air Force Enlisted	0	±1	NR	NR	NR	
E1 – E4	1	±1	NR	NR	NR	
Air Force Officers	NA		NA	NA	NA	

Note. Percent responding are active duty members who answered the question and who experienced unwanted sexual contact (Q32). Members who only indicated "Your spouse/significant other" (Q38h), "Person in the local community" (Q38i), or "Unknown person" (Q38j) are excluded from this analysis.

NR: Not reportable

NA: Not applicable

39. Did the offender(s) use drugs to knock you out (e.g., date rape drugs, sedatives, etc.)?

1. Yes

2. No

3. Not sure

	Percent Responding		Percentages			Max ME	Percentage Reporting Yes		
			1	2	3				
TOTAL	2	±1	6	82	12	±8	7.0	±9.0	
Army	1	±1	1	83	16	±16	1.0	±4.0	
Navy	3	±2	NR	82	7	±16	NR		
Marine Corps	2	±1	7	77	16	±8	8.0	±7.0	
Air Force	1	±1	3	87	10	±9	4.0	±6.0	
Enlisted	2	±1	6	82	12	±8	7.0	±9.0	
E1 – E4	3	±1	7	83	9	±11	8.0	±12.0	
E1 – E3	3	±1	NR	81	8	±15	NR		
E4	2	±1	2	87	11	±16	2.0	±3.0	
E5 – E9	1	±1	1	80	19	±14	2.0	±4.0	
E5 – E6	1	±1	1	81	18	±15	1.0	±4.0	
E7 – E9	0	±1	NR	NR	NR		NR		
Officers	1	±1	NR	82	7	±17	NR		
O1 – O3	1	±1	6	85	8	±12	7.0	±13.0	
O4 – O6	0	±1	NR	NR	NR		NR		
Deployed Past 12 Months	2	±1	NR	78	15	±16	NR		
Not Deployed Past 12 Months	2	±1	6	85	9	±10	7.0	±10.0	
Non-Hispanic White	1	±1	8	82	10	±12	9.0	±13.0	
Total Minority	2	±1	NR	82	13	±12	NR		
Non-Hispanic Black	2	±1	0	91	9	±7	0.0	±1.0	
Hispanic	2	±1	NR	NR	NR		NR		
Experienced USC	88	±6	6	82	12	±8	7.0	±9.0	
Not Experienced USC	NA		NA	NA	NA		NA		
Experienced SH	17	±4	5	87	8	±9	5.0	±10.0	
Not Experienced SH	1	±1	NR	70	21	±18	NR		
FEMALES	6	±1	3	85	12	±4	3.0	±3.0	
Army	7	±2	2	90	8	±7	2.0	±5.0	
Navy	7	±2	3	83	14	±9	4.0	±6.0	
Marine Corps	10	±1	5	82	13	±5	5.0	±4.0	
Air Force	3	±1	5	81	14	±11	5.0	±9.0	
Enlisted	6	±1	3	85	12	±5	3.0	±3.0	
E1 – E4	9	±2	3	86	11	±5	4.0	±3.0	
E5 – E9	3	±1	1	84	15	±9	2.0	±5.0	
Officers	3	±1	4	88	9	±11	4.0	±11.0	
O1 – O3	4	±1	5	87	8	±12	5.0	±13.0	
O4 – O6	1	±1	NR	NR	NR		NR		
Experienced USC	94	±3	3	85	12	±4	3.0	±3.0	
Not Experienced USC	NA		NA	NA	NA		NA		
Experienced SH	20	±2	4	87	10	±5	4.0	±3.0	
Not Experienced SH	1	±1	1	81	18	±11	1.0	±6.0	
Deployed Past 12 Months	6	±2	1	88	11	±8	1.0	±4.0	
Not Deployed Past 12 Months	6	±1	4	85	12	±5	4.0	±3.0	

Note. Percent responding are active duty members who answered the question and who experienced unwanted sexual contact (Q32).

NR: Not reportable

NA: Not applicable

39. Did the offender(s) use drugs to knock you out (e.g., date rape drugs, sedatives, etc.)?




































	Percent Responding		Percentages			Max ME	Percentage Reporting Yes		
			1	2	3				
Army Enlisted	7	±2	1	91	8	±7	1.0	±7.0	
E1 – E4	9	±2	NR	92	7	±9	NR		
Army Officers	4	±2	NR	NR	NR		NR		
Navy Enlisted	7	±2	4	82	15	±9	4.0	±7.0	■
E1 – E4	9	±3	5	82	14	±11	5.0	±8.0	■
Navy Officers	3	±2	NR	NR	NR		NR		
Marine Corps Enlisted	10	±2	5	82	13	±5	6.0	±4.0	■
E1 – E4	12	±2	5	81	14	±6	6.0	±5.0	■
Marine Corps Officers	5	±2	NR	85	15	±14	NR		
Air Force Enlisted	3	±2	5	80	15	±12	6.0	±10.0	■
E1 – E4	6	±3	5	81	14	±14	6.0	±12.0	■
Air Force Officers	2	±1	NR	NR	NR		NR		
MALES	1	±1	9	79	11	±16	NR		
Army	1	±1	NR	NR	NR		NR		
Navy	2	±2	NR	NR	NR		NR		
Marine Corps	1	±1	8	73	19	±13	10.0	±12.0	■
Air Force	0	±1	NR	NR	NR		NR		
Enlisted	1	±1	NR	80	12	±16	NR		
E1 – E4	2	±1	NR	NR	NR		NR		
E5 – E9	1	±1	1	NR	NR	±5	2.0	±6.0	■
Officers	0	±1	NR	NR	NR		NR		
O1 – O3	0	±1	NR	NR	NR		NR		
O4 – O6	0	±1	NR	NR	NR		NR		
Experienced USC	83	±10	9	79	11	±16	NR		
Not Experienced USC	NA		NA	NA	NA		NA		
Experienced SH	14	±6	NR	NR	NR		NR		
Not Experienced SH	0	±1	NR	NR	NR		NR		
Deployed Past 12 Months	1	±1	NR	NR	NR		NR		
Not Deployed Past 12 Months	1	±1	NR	NR	6	±10	NR		
Army Enlisted	1	±1	NR	NR	NR		NR		
E1 – E4	1	±1	NR	NR	NR		NR		
Army Officers	NA		NA	NA	NA		NA		
Navy Enlisted	3	±2	NR	NR	NR		NR		
E1 – E4	5	±3	NR	NR	NR		NR		
Navy Officers	0	±1	NR	NR	NR		NR		
Marine Corps Enlisted	1	±1	8	73	19	±13	9.0	±12.0	■
E1 – E4	1	±1	7	73	20	±17	NR		
Marine Corps Officers	0	±1	NR	NR	NR		NR		
Air Force Enlisted	0	±1	NR	NR	NR		NR		
E1 – E4	1	±1	NR	NR	NR		NR		
Air Force Officers	NA		NA	NA	NA		NA		

Note. Percent responding are active duty members who answered the question and who experienced unwanted sexual contact (Q32).

NR: Not reportable

NA: Not applicable

40. Had either you or the offender(s) been drinking alcohol before the incident?

	Percent Responding		Percentages	Max ME	Percentage Reporting Yes
			Yes		
TOTAL	2	±1	33	±8	
Army	1	±1	23	±10	
Navy	3	±2	31	±14	
Marine Corps	2	±1	45	±8	
Air Force	1	±1	NR		
Enlisted	2	±1	31	±8	
E1 – E4	3	±1	34	±10	
E1 – E3	3	±1	39	±13	
E4	2	±1	28	±14	
E5 – E9	1	±1	23	±12	
E5 – E6	1	±1	20	±13	
E7 – E9	0	±1	NR		
Officers	1	±1	54	±15	
O1 – O3	1	±1	59	±13	
O4 – O6	0	±1	NR		
Deployed Past 12 Months	2	±1	33	±14	
Not Deployed Past 12 Months	2	±1	32	±9	
Non-Hispanic White	1	±1	37	±11	
Total Minority	2	±1	28	±11	
Non-Hispanic Black	3	±1	24	±15	
Hispanic	2	±1	NR		
Experienced USC	89	±6	33	±8	
Not Experienced USC	NA		NA		
Experienced SH	17	±4	33	±8	
Not Experienced SH	1	±1	31	±15	
FEMALES	6	±1	47	±6	
Army	7	±2	35	±9	
Navy	7	±2	55	±10	
Marine Corps	10	±1	59	±6	
Air Force	3	±1	52	±14	
Enlisted	6	±1	46	±6	
E1 – E4	9	±2	50	±7	
E5 – E9	3	±1	32	±9	
Officers	3	±1	56	±12	
O1 – O3	4	±1	59	±14	
O4 – O6	1	±1	NR		
Experienced USC	95	±2	47	±6	
Not Experienced USC	NA		NA		
Experienced SH	20	±2	47	±6	
Not Experienced SH	1	±1	43	±11	
Deployed Past 12 Months	6	±2	43	±9	
Not Deployed Past 12 Months	6	±1	48	±7	

Note. Percent responding are active duty members who answered the question and who experienced unwanted sexual contact (Q32).

NR: Not reportable

NA: Not applicable

40. Had either you or the offender(s) been drinking alcohol before the incident?

	Percent Responding		Percentages	Max ME	Percentage Reporting Yes
			Yes		
Army Enlisted	7	±2	33	±10	
E1 – E4	9	±3	37	±12	
Army Officers	4	±2	NR		
Navy Enlisted	8	±2	54	±10	
E1 – E4	10	±3	58	±12	
Navy Officers	3	±2	NR		
Marine Corps Enlisted	10	±2	59	±6	
E1 – E4	12	±2	58	±7	
Marine Corps Officers	5	±2	60	±15	
Air Force Enlisted	3	±1	NR		
E1 – E4	6	±3	NR		
Air Force Officers	2	±1	NR		
MALES	1	±1	19	±13	
Army	1	±1	NR		
Navy	2	±2	NR		
Marine Corps	1	±1	36	±14	
Air Force	0	±1	NR		
Enlisted	1	±1	18	±14	
E1 – E4	2	±1	19	±17	
E5 – E9	1	±1	NR		
Officers	0	±1	NR		
O1 – O3	0	±1	NR		
O4 – O6	0	±1	NR		
Experienced USC	83	±10	19	±13	
Not Experienced USC	NA		NA		
Experienced SH	14	±6	14	±17	
Not Experienced SH	0	±1	NR		
Deployed Past 12 Months	1	±1	NR		
Not Deployed Past 12 Months	1	±1	11	±15	
Army Enlisted	1	±1	NR		
E1 – E4	1	±1	NR		
Army Officers	NA		NA		
Navy Enlisted	3	±2	NR		
E1 – E4	5	±3	NR		
Navy Officers	0	±1	NR		
Marine Corps Enlisted	1	±1	35	±15	
E1 – E4	1	±1	NR		
Marine Corps Officers	0	±1	NR		
Air Force Enlisted	0	±1	NR		
E1 – E4	1	±1	NR		
Air Force Officers	NA		NA		

Note. Percent responding are active duty members who answered the question and who experienced unwanted sexual contact (Q32).

NR: Not reportable

NA: Not applicable

41. Had either you or the offender(s) been using drugs before the incident?

	Percent Responding		Percentages	Max ME	Percentage Reporting Yes
			Yes		
TOTAL	2	±1	5	±7	
Army	1	±1	2	±4	
Navy	3	±2	NR		
Marine Corps	2	±1	5	±6	
Air Force	1	±1	2	±5	
Enlisted	2	±1	5	±7	
E1 – E4	3	±1	6	±10	
E1 – E3	3	±1	NR		
E4	2	±1	NR		
E5 – E9	1	±1	2	±3	
E5 – E6	1	±1	2	±4	
E7 – E9	0	±1	1	±2	
Officers	1	±1	NR		
O1 – O3	1	±1	NR		
O4 – O6	0	±1	NR		
Deployed Past 12 Months	2	±1	NR		
Not Deployed Past 12 Months	2	±1	5	±6	
Non-Hispanic White	1	±1	2	±4	
Total Minority	2	±1	8	±13	
Non-Hispanic Black	3	±1	NR		
Hispanic	2	±1	NR		
Experienced USC	90	±5	5	±7	
Not Experienced USC	NA		NA		
Experienced SH	17	±4	3	±6	
Not Experienced SH	1	±1	NR		
FEMALES	6	±1	2	±3	
Army	7	±2	3	±6	
Navy	7	±2	1	±4	
Marine Corps	10	±1	2	±2	
Air Force	3	±1	2	±7	
Enlisted	6	±1	2	±3	
E1 – E4	9	±2	2	±3	
E5 – E9	3	±1	4	±6	
Officers	3	±1	NR		
O1 – O3	4	±1	NR		
O4 – O6	1	±1	NR		
Experienced USC	95	±2	2	±3	
Not Experienced USC	NA		NA		
Experienced SH	20	±2	2	±3	
Not Experienced SH	2	±1	3	±6	
Deployed Past 12 Months	6	±2	0	±1	
Not Deployed Past 12 Months	6	±1	3	±3	

Note. Percent responding are active duty members who answered the question and who experienced unwanted sexual contact (Q32).

NR: Not reportable

NA: Not applicable

41. Had either you or the offender(s) been using drugs before the incident?




































	Percent Responding		Percentages	Max ME	Percentage Reporting Yes
			Yes		
Army Enlisted	7	±2	3	±6	
E1 – E4	9	±3	3	±8	
Army Officers	4	±2	NR		
Navy Enlisted	8	±2	1	±4	
E1 – E4	10	±3	NR		
Navy Officers	3	±2	NR		
Marine Corps Enlisted	10	±1	2	±2	
E1 – E4	12	±2	1	±3	
Marine Corps Officers	5	±2	NR		
Air Force Enlisted	3	±2	3	±7	
E1 – E4	6	±3	3	±10	
Air Force Officers	2	±1	NR		
MALES	1	±1	8	±13	
Army	1	±1	NR		
Navy	2	±2	NR		
Marine Corps	1	±1	7	±10	
Air Force	0	±1	NR		
Enlisted	1	±1	7	±14	
E1 – E4	2	±1	NR		
E5 – E9	1	±1	1	±4	
Officers	0	±1	NR		
O1 – O3	0	±1	NR		
O4 – O6	0	±1	NR		
Experienced USC	85	±10	8	±13	
Not Experienced USC	NA		NA		
Experienced SH	14	±6	NR		
Not Experienced SH	0	±1	NR		
Deployed Past 12 Months	1	±1	NR		
Not Deployed Past 12 Months	1	±1	NR		
Army Enlisted	1	±1	NR		
E1 – E4	1	±1	NR		
Army Officers	NA		NA		
Navy Enlisted	3	±2	NR		
E1 – E4	5	±3	NR		
Navy Officers	0	±1	NR		
Marine Corps Enlisted	1	±1	7	±10	
E1 – E4	1	±1	9	±13	
Marine Corps Officers	0	±1	NR		
Air Force Enlisted	0	±1	NR		
E1 – E4	1	±1	NR		
Air Force Officers	NA		NA		

Note. Percent responding are active duty members who answered the question and who experienced unwanted sexual contact (Q32).

NR: Not reportable

NA: Not applicable

41. Use of alcohol or drugs in this situation. Constructed from Q39-Q41.













	Percent Responding		Percentages	Max ME	Percentage Reporting Yes
			Yes		
TOTAL	2	±1	35	±8	
Army	1	±1	23	±9	
Navy	3	±2	36	±15	
Marine Corps	2	±1	49	±8	
Air Force	1	±1	NR		
Enlisted	2	±1	34	±8	
E1 – E4	3	±1	38	±11	
E1 – E3	3	±1	44	±14	
E4	2	±1	29	±14	
E5 – E9	1	±1	23	±12	
E5 – E6	1	±1	21	±12	
E7 – E9	0	±1	NR		
Officers	1	±1	55	±15	
O1 – O3	1	±1	61	±13	
O4 – O6	0	±1	NR		
Deployed Past 12 Months	2	±1	33	±14	
Not Deployed Past 12 Months	2	±1	36	±10	
Non-Hispanic White	1	±1	42	±12	
Total Minority	2	±1	29	±11	
Non-Hispanic Black	3	±1	25	±15	
Hispanic	2	±1	NR		
Experienced USC	90	±5	35	±8	
Not Experienced USC	NA		NA		
Experienced SH	17	±4	37	±9	
Not Experienced SH	1	±1	32	±15	
FEMALES	6	±1	48	±6	
Army	7	±2	36	±9	
Navy	7	±2	56	±10	
Marine Corps	10	±1	60	±6	
Air Force	3	±1	54	±15	
Enlisted	6	±1	47	±6	
E1 – E4	9	±2	50	±7	
E5 – E9	3	±1	34	±10	
Officers	3	±1	57	±12	
O1 – O3	4	±1	61	±14	
O4 – O6	1	±1	NR		
Experienced USC	95	±2	48	±6	
Not Experienced USC	NA		NA		
Experienced SH	20	±2	48	±6	
Not Experienced SH	2	±1	46	±11	
Deployed Past 12 Months	6	±2	43	±9	
Not Deployed Past 12 Months	6	±1	49	±7	

Note. Percent responding are active duty members who answered the question and who experienced unwanted sexual contact (Q32).

NR: Not reportable

NA: Not applicable

41. Use of alcohol or drugs in this situation. Constructed from Q39-Q41.

	Percent Responding		Percentages	Max ME	Percentage Reporting Yes
			Yes		
Army Enlisted	7	±2	34	±10	
E1 – E4	9	±3	37	±12	
Army Officers	4	±2	NR		
Navy Enlisted	8	±2	55	±10	
E1 – E4	10	±3	58	±12	
Navy Officers	3	±2	NR		
Marine Corps Enlisted	10	±2	60	±6	
E1 – E4	12	±2	59	±7	
Marine Corps Officers	5	±2	58	±15	
Air Force Enlisted	3	±2	NR		
E1 – E4	6	±3	NR		
Air Force Officers	2	±1	NR		
MALES	1	±1	23	±15	
Army	1	±1	NR		
Navy	2	±2	NR		
Marine Corps	1	±1	42	±14	
Air Force	0	±1	NR		
Enlisted	1	±1	23	±15	
E1 – E4	2	±1	NR		
E5 – E9	1	±1	NR		
Officers	0	±1	NR		
O1 – O3	0	±1	NR		
O4 – O6	0	±1	NR		
Experienced USC	85	±10	23	±15	
Not Experienced USC	NA		NA		
Experienced SH	14	±6	NR		
Not Experienced SH	0	±1	NR		
Deployed Past 12 Months	1	±1	NR		
Not Deployed Past 12 Months	1	±1	NR		
Army Enlisted	1	±1	NR		
E1 – E4	1	±1	NR		
Army Officers	NA		NA		
Navy Enlisted	3	±2	NR		
E1 – E4	5	±3	NR		
Navy Officers	0	±1	NR		
Marine Corps Enlisted	1	±1	42	±14	
E1 – E4	1	±1	NR		
Marine Corps Officers	0	±1	NR		
Air Force Enlisted	0	±1	NR		
E1 – E4	1	±1	NR		
Air Force Officers	NA		NA		

Note. Percent responding are active duty members who answered the question and who experienced unwanted sexual contact (Q32).

NR: Not reportable

NA: Not applicable

42. Did the offender(s) threaten to ruin your reputation, threaten to physically harm you, or use some degree of physical force?

a. Threaten to ruin your reputation if you did not consent?

b. Threaten to physically harm you if you did not consent?

c. Use some degree of physical force (e.g., holding you down)?

	Percent Responding		Percentages			Max ME	Percentage Involving Both Threats and Force		
			a	b	c				
TOTAL	2	±1	19	15	36	±8	13.0	±6.0	■
Army	1	±1	16	14	41	±15	10.0	±6.0	■
Navy	3	±2	22	17	27	±16	16.0	±14.0	■
Marine Corps	2	±1	19	17	42	±8	18.0	±7.0	■
Air Force	1	±1	16	7	44	±17	10.0	±8.0	■
Enlisted	2	±1	20	15	36	±9	14.0	±7.0	■
E1 – E4	3	±1	19	16	38	±11	15.0	±8.0	■
E1 – E3	3	±1	21	18	37	±15	16.0	±12.0	■
E4	2	±1	17	13	NR	±15	13.0	±14.0	■
E5 – E9	1	±1	20	14	28	±14	11.0	±9.0	■
E5 – E6	1	±1	19	16	28	±16	9.0	±6.0	■
E7 – E9	1	±1	NR	NR	NR		NR		
Officers	1	±1	NR	NR	37	±17	NR		
O1 – O3	1	±1	6	NR	41	±13	4.0	±11.0	■
O4 – O6	1	±1	NR	NR	NR		NR		
Deployed Past 12 Months	2	±1	20	15	28	±15	12.0	±14.0	■
Not Deployed Past 12 Months	2	±1	18	15	40	±11	14.0	±7.0	■
Non-Hispanic White	1	±1	22	18	41	±13	14.0	±9.0	■
Total Minority	2	±1	16	12	31	±10	13.0	±10.0	■
Non-Hispanic Black	3	±1	15	9	21	±15	9.0	±11.0	■
Hispanic	2	±1	NR	NR	NR		NR		
Experienced USC	90	±5	19	15	36	±8	13.0	±6.0	■
Not Experienced USC	NA		NA	NA	NA		NA		
Experienced SH	17	±4	21	15	41	±10	13.0	±7.0	■
Not Experienced SH	1	±1	13	14	24	±15	14.0	±15.0	■
FEMALES	6	±1	17	12	50	±6	15.0	±4.0	■
Army	7	±2	20	12	45	±9	15.0	±8.0	■
Navy	7	±2	16	14	49	±10	16.0	±9.0	■
Marine Corps	10	±1	13	11	53	±6	15.0	±5.0	■
Air Force	3	±1	14	10	63	±13	14.0	±10.0	■
Enlisted	6	±1	18	13	51	±6	16.0	±5.0	■
E1 – E4	9	±2	18	14	54	±7	17.0	±6.0	■
E5 – E9	3	±1	18	11	42	±10	15.0	±9.0	■
Officers	3	±1	5	NR	43	±13	4.0	±10.0	■
O1 – O3	4	±1	6	NR	43	±13	5.0	±12.0	■
O4 – O6	1	±1	2	NR	NR	±9	2.0	±9.0	■
Experienced USC	95	±2	17	12	50	±6	15.0	±4.0	■
Not Experienced USC	NA		NA	NA	NA		NA		
Experienced SH	20	±2	18	12	53	±6	16.0	±5.0	■
Not Experienced SH	2	±1	11	12	38	±12	12.0	±11.0	■
Deployed Past 12 Months	6	±2	11	9	52	±9	12.0	±7.0	■
Not Deployed Past 12 Months	6	±1	19	13	50	±7	17.0	±5.0	■

Note. Percent responding are active duty members who answered the question and who experienced unwanted sexual contact (Q32).

NR: Not reportable

NA: Not applicable

42. Did the offender(s) threaten to ruin your reputation, threaten to physically harm you, or use some degree of physical force?

	Percent Responding		Percentages			Max ME	Percentage Involving Both Threats and Force		
			a	b	c				
Army Enlisted	7	±2	21	14	45	±10	16.0	±9.0	■
E1 – E4	9	±3	23	14	46	±12	17.0	±11.0	■
Army Officers	4	±2	NR	NR	NR		NR		
Navy Enlisted	7	±2	17	15	50	±10	18.0	±9.0	■
E1 – E4	9	±3	15	17	55	±12	18.0	±11.0	■
Navy Officers	3	±2	NR	NR	NR		NR		
Marine Corps Enlisted	10	±2	13	12	54	±6	16.0	±5.0	■
E1 – E4	12	±2	13	12	58	±7	16.0	±6.0	■
Marine Corps Officers	5	±2	10	NR	31	±15	3.0	±9.0	■
Air Force Enlisted	3	±2	16	11	66	±15	16.0	±11.0	■
E1 – E4	6	±3	16	9	69	±17	16.0	±14.0	■
Air Force Officers	2	±1	NR	NR	NR		NR		
MALES	1	±1	21	18	22	±16	11.0	±13.0	■
Army	1	±1	NR	NR	NR		NR		
Navy	3	±2	NR	NR	NR		NR		
Marine Corps	1	±1	23	22	35	±13	21.0	±12.0	■
Air Force	0	±1	NR	NR	NR		NR		
Enlisted	1	±1	21	18	22	±17	11.0	±13.0	■
E1 – E4	2	±1	NR	NR	NR		NR		
E5 – E9	1	±1	NR	NR	NR		NR		
Officers	0	±1	NR	NR	NR		NR		
O1 – O3	0	±1	NR	NR	NR		NR		
O4 – O6	1	±1	NR	NR	NR		NR		
Experienced USC	86	±9	21	18	22	±16	11.0	±13.0	■
Not Experienced USC	NA		NA	NA	NA		NA		
Experienced SH	14	±6	NR	NR	NR		NR		
Not Experienced SH	0	±1	NR	NR	NR		NR		
Deployed Past 12 Months	1	±1	NR	NR	NR		NR		
Not Deployed Past 12 Months	1	±1	NR	NR	NR		11.0	±16.0	■
Army Enlisted	1	±1	NR	NR	NR		NR		
E1 – E4	1	±1	NR	NR	NR		NR		
Army Officers	0	±1	NR	NR	NR		NR		
Navy Enlisted	3	±2	NR	NR	NR		NR		
E1 – E4	5	±3	NR	NR	NR		NR		
Navy Officers	0	±1	NR	NR	NR		NR		
Marine Corps Enlisted	1	±1	24	22	36	±13	21.0	±12.0	■
E1 – E4	1	±1	26	24	NR	±16	24.0	±16.0	■
Marine Corps Officers	0	±1	NR	NR	NR		NR		
Air Force Enlisted	0	±1	NR	NR	NR		NR		
E1 – E4	1	±1	NR	NR	NR		NR		
Air Force Officers	NA		NA	NA	NA		NA		

Note. Percent responding are active duty members who answered the question and who experienced unwanted sexual contact (Q32).

NR: Not reportable

NA: Not applicable

43. Did the offender(s) sexually harass or stalk you?

- a. Sexually harassed you before the situation? b. Stalked you before the situation? c. Sexually harassed you after the situation?
- d. Stalked you after the situation?

	Percent Responding		Percentages				Max ME
			a	b	c	d	
TOTAL	2	±1	41	19	37	20	±9
Army	1	±1	48	18	47	18	±15
Navy	3	±2	36	17	33	20	±16
Marine Corps	2	±1	44	23	36	23	±9
Air Force	1	±1	34	23	24	20	±17
Enlisted	2	±1	41	19	38	20	±10
E1 – E4	3	±1	40	16	35	20	±12
E1 – E3	3	±1	35	16	31	21	±14
E4	2	±1	NR	17	NR	18	±15
E5 – E9	1	±1	43	26	45	21	±15
E5 – E6	1	±1	43	28	46	22	±16
E7 – E9	1	±1	NR	NR	NR	NR	
Officers	1	±1	36	19	24	16	±17
O1 – O3	1	±1	41	16	21	14	±14
O4 – O6	1	±1	NR	NR	NR	NR	
Deployed Past 12 Months	2	±1	39	24	34	22	±15
Not Deployed Past 12 Months	2	±1	41	16	38	18	±11
Non-Hispanic White	1	±1	49	21	43	23	±13
Total Minority	2	±1	33	17	31	16	±11
Non-Hispanic Black	3	±1	29	15	29	14	±16
Hispanic	2	±1	NR	NR	NR	NR	
Experienced USC	90	±5	41	19	37	20	±9
Not Experienced USC	NA		NA	NA	NA	NA	
Experienced SH	17	±4	49	21	44	23	±11
Not Experienced SH	1	±1	22	13	20	13	±16
FEMALES	6	±1	44	20	35	20	±6
Army	7	±2	46	18	39	19	±9
Navy	7	±2	39	19	29	22	±10
Marine Corps	10	±1	46	21	33	19	±6
Air Force	3	±1	49	23	35	19	±17
Enlisted	6	±1	44	20	36	21	±6
E1 – E4	9	±2	44	17	35	20	±7
E5 – E9	3	±1	45	27	39	23	±10
Officers	3	±1	42	18	25	15	±13
O1 – O3	4	±1	43	17	22	15	±14
O4 – O6	1	±1	NR	NR	NR	NR	
Experienced USC	94	±3	44	20	35	20	±6
Not Experienced USC	NA		NA	NA	NA	NA	
Experienced SH	20	±2	50	22	39	23	±6
Not Experienced SH	2	±1	21	11	17	9	±12
Deployed Past 12 Months	6	±2	45	19	33	22	±10
Not Deployed Past 12 Months	6	±1	44	20	35	19	±7

Note. Percent responding are active duty members who answered the question and who experienced unwanted sexual contact (Q32).

NR: Not reportable

NA: Not applicable

43. Did the offender(s) sexually harass or stalk you?

	Percent Responding		Percentages				Max ME
			a	b	c	d	
Army Enlisted	7	±2	46	20	41	20	±10
E1 – E4	9	±2	44	15	38	18	±12
Army Officers	4	±2	NR	NR	NR	NR	
Navy Enlisted	7	±2	39	20	29	23	±10
E1 – E4	9	±3	40	19	29	25	±12
Navy Officers	3	±2	NR	NR	NR	NR	
Marine Corps Enlisted	10	±2	46	21	33	19	±6
E1 – E4	12	±2	45	22	33	19	±7
Marine Corps Officers	5	±2	37	25	25	24	±15
Air Force Enlisted	3	±2	NR	20	NR	18	±12
E1 – E4	6	±3	NR	17	NR	15	±14
Air Force Officers	2	±1	NR	NR	NR	NR	
MALES	1	±1	37	18	39	20	±17
Army	1	±1	NR	NR	NR	NR	
Navy	3	±2	NR	NR	NR	NR	
Marine Corps	1	±1	42	24	38	25	±14
Air Force	0	±1	NR	NR	NR	NR	
Enlisted	1	±1	38	18	39	20	±17
E1 – E4	2	±1	NR	NR	NR	NR	
E5 – E9	1	±1	NR	NR	NR	NR	
Officers	0	±1	NR	NR	NR	NR	
O1 – O3	0	±1	NR	NR	NR	NR	
O4 – O6	1	±1	NR	NR	NR	NR	
Experienced USC	86	±9	37	18	39	20	±17
Not Experienced USC	NA		NA	NA	NA	NA	
Experienced SH	14	±6	NR	NR	NR	NR	
Not Experienced SH	0	±1	NR	NR	NR	NR	
Deployed Past 12 Months	1	±1	NR	NR	NR	NR	
Not Deployed Past 12 Months	1	±1	NR	NR	NR	NR	
Army Enlisted	1	±1	NR	NR	NR	NR	
E1 – E4	1	±1	NR	NR	NR	NR	
Army Officers	0	±1	NR	NR	NR	NR	
Navy Enlisted	3	±2	NR	NR	NR	NR	
E1 – E4	5	±3	NR	NR	NR	NR	
Navy Officers	0	±1	NR	NR	NR	NR	
Marine Corps Enlisted	1	±1	43	24	39	26	±14
E1 – E4	1	±1	NR	24	NR	24	±16
Marine Corps Officers	0	±1	NR	NR	NR	NR	
Air Force Enlisted	0	±1	NR	NR	NR	NR	
E1 – E4	1	±1	NR	NR	NR	NR	
Air Force Officers	NA		NA	NA	NA	NA	

Note. Percent responding are active duty members who answered the question and who experienced unwanted sexual contact (Q32).

NR: Not reportable

NA: Not applicable

43. Did the offender(s) sexually harass or stalk you before or after the situation? Constructed from Q43.

1. Sexually harassed you only 2. Stalked you only 3. Both sexually harassed and stalked you
4. Neither sexually harassed nor stalked you

	Percent Responding		Percentages				Max ME
			1	2	3	4	
TOTAL	2	±1	24	5	20	51	±9
Army	1	±1	36	4	20	41	±16
Navy	3	±2	17	4	21	58	±16
Marine Corps	2	±1	23	3	26	48	±9
Air Force	1	±1	20	NR	14	NR	±17
Enlisted	2	±1	25	4	21	50	±9
E1 – E4	3	±1	24	5	19	52	±11
E1 – E3	3	±1	17	4	22	57	±14
E4	2	±1	NR	6	15	NR	±14
E5 – E9	1	±1	26	4	25	45	±15
E5 – E6	1	±1	26	5	25	44	±16
E7 – E9	1	±1	NR	0	NR	NR	±1
Officers	1	±1	23	6	17	NR	±16
O1 – O3	1	±1	30	8	13	49	±13
O4 – O6	1	±1	1	NR	NR	NR	±3
Deployed Past 12 Months	2	±1	19	7	22	52	±15
Not Deployed Past 12 Months	2	±1	27	3	20	50	±11
Non-Hispanic White	1	±1	27	5	24	43	±14
Total Minority	2	±1	22	4	17	57	±11
Non-Hispanic Black	3	±1	22	3	16	59	±16
Hispanic	2	±1	NR	2	NR	NR	±5
Experienced USC	90	±5	24	5	20	51	±9
Not Experienced USC	NA		NA	NA	NA	NA	
Experienced SH	17	±4	30	6	24	40	±11
Not Experienced SH	1	±1	12	2	12	73	±16
FEMALES	6	±1	30	8	20	42	±6
Army	7	±2	32	6	22	40	±9
Navy	7	±2	28	11	16	45	±10
Marine Corps	10	±1	31	5	23	42	±6
Air Force	3	±1	NR	7	21	43	±14
Enlisted	6	±1	30	8	21	42	±6
E1 – E4	9	±2	30	7	20	43	±7
E5 – E9	3	±1	29	9	23	38	±10
Officers	3	±1	32	9	16	44	±13
O1 – O3	4	±1	31	8	14	47	±14
O4 – O6	1	±1	5	NR	NR	NR	±11
Experienced USC	94	±3	30	8	20	42	±6
Not Experienced USC	NA		NA	NA	NA	NA	
Experienced SH	20	±2	32	8	23	36	±6
Not Experienced SH	2	±1	21	6	8	65	±12
Deployed Past 12 Months	6	±2	31	14	18	37	±10
Not Deployed Past 12 Months	6	±1	29	6	21	44	±7

Note. Percent responding are active duty members who answered the question and who experienced unwanted sexual contact (Q32).

NR: Not reportable

NA: Not applicable

43. Did the offender(s) sexually harass or stalk you before or after the situation? Constructed from Q43.

	Percent Responding		Percentages				Max ME
			1	2	3	4	
Army Enlisted	7	±2	31	6	23	40	±10
E1 – E4	9	±2	30	6	20	44	±12
Army Officers	4	±2	NR	NR	NR	NR	
Navy Enlisted	7	±2	27	12	17	44	±10
E1 – E4	9	±3	27	11	18	43	±12
Navy Officers	3	±2	NR	NR	NR	NR	
Marine Corps Enlisted	10	±2	31	5	23	42	±6
E1 – E4	12	±2	29	4	25	42	±7
Marine Corps Officers	5	±2	30	18	14	38	±15
Air Force Enlisted	3	±2	NR	4	21	45	±15
E1 – E4	6	±3	NR	4	19	NR	±14
Air Force Officers	2	±1	NR	NR	NR	NR	
MALES	1	±1	19	2	21	58	±17
Army	1	±1	NR	NR	NR	NR	
Navy	3	±2	NR	NR	NR	NR	
Marine Corps	1	±1	19	1	28	53	±16
Air Force	0	±1	NR	NR	NR	NR	
Enlisted	1	±1	20	2	21	58	±17
E1 – E4	2	±1	NR	NR	NR	NR	
E5 – E9	1	±1	NR	1	NR	NR	±4
Officers	0	±1	NR	NR	NR	NR	
O1 – O3	0	±1	NR	NR	NR	NR	
O4 – O6	1	±1	NR	NR	NR	NR	
Experienced USC	86	±9	19	2	21	58	±17
Not Experienced USC	NA		NA	NA	NA	NA	
Experienced SH	14	±6	NR	NR	NR	NR	
Not Experienced SH	0	±1	NR	0	NR	NR	±3
Deployed Past 12 Months	1	±1	NR	NR	NR	NR	
Not Deployed Past 12 Months	1	±1	NR	NR	NR	NR	
Army Enlisted	1	±1	NR	NR	NR	NR	
E1 – E4	1	±1	NR	NR	NR	NR	
Army Officers	0	±1	NR	NR	NR	NR	
Navy Enlisted	3	±2	NR	NR	NR	NR	
E1 – E4	5	±3	NR	NR	NR	NR	
Navy Officers	0	±1	NR	NR	NR	NR	
Marine Corps Enlisted	1	±1	19	1	28	52	±16
E1 – E4	1	±1	NR	NR	29	NR	±17
Marine Corps Officers	0	±1	NR	NR	NR	NR	
Air Force Enlisted	0	±1	NR	NR	NR	NR	
E1 – E4	1	±1	NR	NR	NR	NR	
Air Force Officers	NA		NA	NA	NA	NA	

Note. Percent responding are active duty members who answered the question and who experienced unwanted sexual contact (Q32).

NR: Not reportable

NA: Not applicable

43. Did the offender(s) sexually harass or stalk you... Constructed from Q43.

1. Before the situation? 2. After the situation? 3. Both before and after the situation?
4. Neither before nor after the situation?

	Percent Responding		Percentages				Max ME
			1	2	3	4	
TOTAL	2	±1	8	5	36	51	±9
Army	1	±1	9	9	41	41	±16
Navy	3	±2	5	3	34	58	±16
Marine Corps	2	±1	13	5	34	48	±9
Air Force	1	±1	11	1	34	NR	±18
Enlisted	2	±1	8	5	37	50	±10
E1 – E4	3	±1	8	4	36	52	±12
E1 – E3	3	±1	9	4	30	57	±14
E4	2	±1	7	3	NR	NR	±5
E5 – E9	1	±1	7	8	40	45	±15
E5 – E6	1	±1	7	NR	41	44	±16
E7 – E9	1	±1	NR	NR	NR	NR	
Officers	1	±1	17	5	24	NR	±16
O1 – O3	1	±1	22	3	25	49	±13
O4 – O6	1	±1	NR	NR	NR	NR	
Deployed Past 12 Months	2	±1	7	4	37	52	±15
Not Deployed Past 12 Months	2	±1	9	5	36	50	±11
Non-Hispanic White	1	±1	8	4	45	43	±13
Total Minority	2	±1	9	6	28	57	±11
Non-Hispanic Black	3	±1	10	9	23	59	±16
Hispanic	2	±1	10	1	NR	NR	±10
Experienced USC	90	±5	8	5	36	51	±9
Not Experienced USC	NA		NA	NA	NA	NA	
Experienced SH	17	±4	10	6	44	40	±11
Not Experienced SH	1	±1	5	3	18	73	±17
FEMALES	6	±1	16	7	35	42	±6
Army	7	±2	15	10	35	40	±9
Navy	7	±2	16	8	32	45	±10
Marine Corps	10	±1	20	6	32	42	±6
Air Force	3	±1	16	1	39	43	±16
Enlisted	6	±1	15	7	36	42	±6
E1 – E4	9	±2	15	8	34	43	±7
E5 – E9	3	±1	16	7	39	38	±10
Officers	3	±1	24	7	26	44	±14
O1 – O3	4	±1	23	3	26	47	±14
O4 – O6	1	±1	NR	NR	NR	NR	
Experienced USC	94	±3	16	7	35	42	±6
Not Experienced USC	NA		NA	NA	NA	NA	
Experienced SH	20	±2	16	7	41	36	±6
Not Experienced SH	2	±1	16	9	10	65	±12
Deployed Past 12 Months	6	±2	18	10	35	37	±10
Not Deployed Past 12 Months	6	±1	15	6	34	44	±7

Note. Percent responding are active duty members who answered the question and who experienced unwanted sexual contact (Q32).

NR: Not reportable

NA: Not applicable

43. Did the offender(s) sexually harass or stalk you... Constructed from Q43.

	Percent Responding		Percentages				Max ME
			1	2	3	4	
Army Enlisted	7	±2	13	9	37	40	±10
E1 – E4	9	±2	13	9	34	44	±12
Army Officers	4	±2	NR	NR	NR	NR	
Navy Enlisted	7	±2	16	8	32	44	±10
E1 – E4	9	±3	16	9	32	43	±12
Navy Officers	3	±2	NR	NR	NR	NR	
Marine Corps Enlisted	10	±2	20	6	33	42	±6
E1 – E4	12	±2	19	7	32	42	±7
Marine Corps Officers	5	±2	23	15	24	38	±15
Air Force Enlisted	3	±2	14	NR	NR	45	±15
E1 – E4	6	±3	14	NR	NR	NR	±13
Air Force Officers	2	±1	NR	NR	NR	NR	
MALES	1	±1	1	3	38	58	±17
Army	1	±1	NR	NR	NR	NR	
Navy	3	±2	NR	NR	NR	NR	
Marine Corps	1	±1	8	4	35	53	±14
Air Force	0	±1	NR	NR	NR	NR	
Enlisted	1	±1	1	3	38	58	±17
E1 – E4	2	±1	1	0	NR	NR	±3
E5 – E9	1	±1	1	NR	NR	NR	±4
Officers	0	±1	NR	NR	NR	NR	
O1 – O3	0	±1	NR	NR	NR	NR	
O4 – O6	1	±1	NR	NR	NR	NR	
Experienced USC	86	±9	1	3	38	58	±17
Not Experienced USC	NA		NA	NA	NA	NA	
Experienced SH	14	±6	2	NR	NR	NR	±4
Not Experienced SH	0	±1	1	0	NR	NR	±4
Deployed Past 12 Months	1	±1	2	0	NR	NR	±4
Not Deployed Past 12 Months	1	±1	1	NR	NR	NR	±3
Army Enlisted	1	±1	NR	NR	NR	NR	
E1 – E4	1	±1	NR	NR	NR	NR	
Army Officers	0	±1	NR	NR	NR	NR	
Navy Enlisted	3	±2	NR	NR	NR	NR	
E1 – E4	5	±3	NR	NR	NR	NR	
Navy Officers	0	±1	NR	NR	NR	NR	
Marine Corps Enlisted	1	±1	9	4	36	52	±14
E1 – E4	1	±1	9	NR	NR	NR	±14
Marine Corps Officers	0	±1	NR	NR	NR	NR	
Air Force Enlisted	0	±1	NR	NR	NR	NR	
E1 – E4	1	±1	NR	NR	NR	NR	
Air Force Officers	NA		NA	NA	NA	NA	

Note. Percent responding are active duty members who answered the question and who experienced unwanted sexual contact (Q32).

NR: Not reportable

NA: Not applicable

44. As a result of this situation, to what extent did...

a. You consider requesting a transfer?

- 1. Not at all
- 2. Small extent
- 3. Moderate extent
- 4. Large extent
- 5. Very large extent

	Percent Responding		Percentages					Max ME	Average Extent		
			1	2	3	4	5				
TOTAL	2	±1	60	14	8	6	12	±8	2.0	±0.3	
Army	1	±1	57	14	7	8	13	±14	2.1	±0.4	
Navy	3	±1	63	14	8	5	10	±16	1.9	±0.5	
Marine Corps	2	±1	60	16	10	5	9	±9	1.9	±0.2	
Air Force	1	±1	NR	NR	5	5	NR	±6	2.2	±0.6	
Enlisted	2	±1	59	15	8	6	13	±9	2.0	±0.3	
E1 – E4	3	±1	61	11	8	6	13	±11	2.0	±0.4	
E1 – E3	3	±1	62	11	8	6	12	±13	2.0	±0.4	
E4	2	±1	59	13	9	5	14	±17	2.0	±0.5	
E5 – E9	1	±1	54	24	5	6	12	±15	2.0	±0.4	
E5 – E6	1	±1	54	23	6	5	12	±17	2.0	±0.4	
E7 – E9	1	±1	NR	NR	NR	NR	NR		1.9	±0.6	
Officers	1	±1	78	6	6	7	3	±13	1.5	±0.3	
O1 – O3	1	±1	71	7	8	9	5	±13	1.7	±0.3	
O4 – O6	1	±1	NR	0	NR	NR	0	±3	1.2	±0.3	
Deployed Past 12 Months	2	±1	53	21	5	6	16	±15	2.1	±0.5	
Not Deployed Past 12 Months	2	±1	64	10	9	6	10	±10	1.9	±0.3	
Non-Hispanic White	1	±1	66	11	6	7	10	±11	1.8	±0.3	
Total Minority	2	±1	55	17	9	5	14	±12	2.1	±0.4	
Non-Hispanic Black	3	±1	54	16	12	4	14	±16	2.1	±0.5	
Hispanic	2	±1	NR	NR	4	5	NR	±7	NR		
Experienced USC	89	±6	60	14	8	6	12	±8	2.0	±0.3	
Not Experienced USC	NA		NA	NA	NA	NA	NA		NA		
Experienced SH	17	±4	51	17	10	8	14	±10	2.2	±0.3	
Not Experienced SH	1	±1	80	7	2	2	NR	±15	1.5	±0.5	
FEMALES	6	±1	48	17	12	11	12	±6	2.2	±0.2	
Army	7	±2	42	18	11	13	16	±9	2.4	±0.3	
Navy	7	±2	51	13	15	13	8	±10	2.1	±0.3	
Marine Corps	10	±1	50	16	14	8	13	±6	2.2	±0.2	
Air Force	3	±1	55	NR	8	8	11	±15	2.0	±0.3	
Enlisted	6	±1	46	17	12	12	13	±6	2.3	±0.2	
E1 – E4	9	±2	46	17	13	12	13	±7	2.3	±0.2	
E5 – E9	3	±1	45	18	10	12	15	±10	2.3	±0.3	
Officers	3	±1	69	8	9	10	5	±13	1.7	±0.3	
O1 – O3	4	±1	70	7	8	10	5	±14	1.7	±0.4	
O4 – O6	1	±1	NR	NR	NR	NR	NR		NR		
Experienced USC	94	±3	48	17	12	11	12	±6	2.2	±0.2	
Not Experienced USC	NA		NA	NA	NA	NA	NA		NA		
Experienced SH	20	±2	42	18	14	13	14	±6	2.4	±0.2	
Not Experienced SH	2	±1	71	12	4	6	7	±11	1.7	±0.3	
Deployed Past 12 Months	6	±2	44	16	12	15	14	±10	2.4	±0.3	
Not Deployed Past 12 Months	6	±1	49	17	12	10	12	±7	2.2	±0.2	

Note. Percent responding are active duty members who answered the question and who experienced unwanted sexual contact (Q32).
 NR: Not reportable
 NA: Not applicable

44. As a result of this situation, to what extent did...

a. You consider requesting a transfer?

	Percent Responding		Percentages					Max ME	Average Extent		
			1	2	3	4	5				
Army Enlisted	7	±2	39	18	11	13	18	±10	2.5	±0.3	
E1 – E4	9	±2	42	18	11	11	17	±12	2.4	±0.4	
Army Officers	4	±2	NR	NR	NR	NR	NR		1.7	±0.4	
Navy Enlisted	7	±2	50	14	15	14	7	±10	2.1	±0.3	
E1 – E4	9	±3	49	13	15	16	7	±12	2.2	±0.4	
Navy Officers	3	±2	NR	NR	NR	NR	NR		2.1	±0.8	
Marine Corps Enlisted	10	±2	49	16	14	8	13	±6	2.2	±0.2	
E1 – E4	12	±2	47	15	16	8	14	±7	2.3	±0.2	
Marine Corps Officers	5	±2	79	7	8	NR	6	±14	1.5	±0.3	
Air Force Enlisted	3	±2	NR	NR	8	7	12	±11	2.1	±0.4	
E1 – E4	6	±3	NR	NR	10	7	10	±12	2.1	±0.4	
Air Force Officers	2	±1	NR	NR	NR	NR	NR		1.6	±0.6	
MALES	1	±1	72	12	3	1	12	±15	1.7	±0.5	
Army	1	±1	NR	NR	NR	NR	NR		NR		
Navy	2	±2	NR	NR	NR	NR	NR		1.7	±0.7	
Marine Corps	1	±1	67	16	7	4	7	±16	1.7	±0.3	
Air Force	0	±1	NR	NR	NR	NR	NR		NR		
Enlisted	1	±1	71	12	4	1	12	±15	1.7	±0.5	
E1 – E4	2	±1	NR	6	NR	0	NR	±13	1.7	±0.6	
E5 – E9	1	±1	NR	NR	1	1	NR	±5	1.7	±0.6	
Officers	0	±1	NR	NR	NR	NR	NR		1.0	±0.0	
O1 – O3	0	±1	NR	NR	NR	NR	NR		NR		
O4 – O6	1	±1	NR	NR	NR	NR	NR		NR		
Experienced USC	84	±10	72	12	3	1	12	±15	1.7	±0.5	
Not Experienced USC	NA		NA	NA	NA	NA	NA		NA		
Experienced SH	14	±6	NR	16	NR	1	NR	±17	1.9	±0.6	
Not Experienced SH	0	±1	NR	NR	0	NR	NR	±3	NR		
Deployed Past 12 Months	1	±1	NR	NR	1	0	NR	±4	2.0	±0.7	
Not Deployed Past 12 Months	1	±1	NR	2	NR	1	NR	±4	1.5	±0.5	
Army Enlisted	1	±1	NR	NR	NR	NR	NR		NR		
E1 – E4	1	±1	NR	NR	NR	NR	NR		NR		
Army Officers	0	±1	NR	NR	NR	NR	NR		NR		
Navy Enlisted	3	±2	NR	NR	NR	NR	NR		1.7	±0.7	
E1 – E4	5	±3	NR	NR	NR	NR	NR		NR		
Navy Officers	0	±1	NR	NR	NR	NR	NR		NR		
Marine Corps Enlisted	1	±1	67	16	7	4	7	±16	1.7	±0.3	
E1 – E4	1	±1	NR	NR	7	NR	7	±14	1.7	±0.4	
Marine Corps Officers	0	±1	NR	NR	NR	NR	NR		NR		
Air Force Enlisted	0	±1	NR	NR	NR	NR	NR		NR		
E1 – E4	1	±1	NR	NR	NR	NR	NR		NR		
Air Force Officers	NA		NA	NA	NA	NA	NA		NA		

Note. Percent responding are active duty members who answered the question and who experienced unwanted sexual contact (Q32).

NR: Not reportable

NA: Not applicable

44. As a result of this situation, to what extent did...
b. You think about getting out of your Service?

- 1. Not at all
- 2. Small extent
- 3. Moderate extent
- 4. Large extent
- 5. Very large extent

	Percent Responding		Percentages					Max ME	Average Extent		
			1	2	3	4	5				
TOTAL	2	±1	55	10	9	9	18	±9	2.2	±0.3	
Army	1	±1	48	12	6	NR	16	±15	2.4	±0.5	
Navy	3	±1	60	9	11	3	18	±16	2.1	±0.5	
Marine Corps	2	±1	59	11	9	6	14	±9	2.1	±0.2	
Air Force	1	±1	NR	7	NR	8	24	±18	2.5	±0.6	
Enlisted	2	±1	53	10	9	9	18	±9	2.3	±0.3	
E1 – E4	3	±1	52	10	8	10	19	±11	2.3	±0.4	
E1 – E3	3	±1	56	14	6	8	17	±14	2.1	±0.5	
E4	2	±1	NR	5	12	NR	23	±16	2.6	±0.6	
E5 – E9	1	±1	57	11	11	5	16	±14	2.1	±0.4	
E5 – E6	1	±1	57	11	9	5	17	±15	2.1	±0.5	
E7 – E9	1	±1	NR	5	NR	NR	NR	±13	NR		
Officers	1	±1	76	5	4	8	6	±13	1.6	±0.4	
O1 – O3	1	±1	66	6	6	13	10	±13	1.9	±0.4	
O4 – O6	1	±1	NR	NR	NR	0	NR	±2	1.1	±0.2	
Deployed Past 12 Months	2	±1	54	8	8	5	24	±15	2.4	±0.5	
Not Deployed Past 12 Months	2	±1	55	11	9	11	14	±11	2.2	±0.3	
Non-Hispanic White	1	±1	55	12	5	14	14	±14	2.2	±0.4	
Total Minority	2	±1	54	8	12	4	21	±12	2.3	±0.4	
Non-Hispanic Black	3	±1	59	9	17	1	14	±17	2.0	±0.5	
Hispanic	2	±1	NR	7	NR	5	NR	±8	NR		
Experienced USC	89	±6	55	10	9	9	18	±9	2.2	±0.3	
Not Experienced USC	NA		NA	NA	NA	NA	NA		NA		
Experienced SH	17	±4	42	13	12	12	21	±11	2.6	±0.4	
Not Experienced SH	1	±1	83	4	1	2	NR	±14	1.5	±0.5	
FEMALES	6	±1	43	13	11	12	20	±6	2.5	±0.2	
Army	7	±2	41	14	9	14	21	±9	2.6	±0.3	
Navy	7	±2	46	12	12	8	21	±10	2.4	±0.3	
Marine Corps	10	±1	41	16	13	11	20	±5	2.5	±0.2	
Air Force	3	±1	46	10	NR	12	18	±14	2.5	±0.4	
Enlisted	6	±1	41	14	12	12	22	±6	2.6	±0.2	
E1 – E4	9	±2	40	14	12	12	21	±7	2.6	±0.2	
E5 – E9	3	±1	44	14	9	10	23	±10	2.5	±0.4	
Officers	3	±1	66	8	6	12	9	±12	1.9	±0.4	
O1 – O3	4	±1	64	6	6	13	10	±13	2.0	±0.4	
O4 – O6	1	±1	NR	NR	NR	2	NR	±9	NR		
Experienced USC	95	±3	43	13	11	12	20	±6	2.5	±0.2	
Not Experienced USC	NA		NA	NA	NA	NA	NA		NA		
Experienced SH	20	±2	37	13	13	13	23	±6	2.7	±0.2	
Not Experienced SH	2	±1	70	13	2	6	9	±11	1.7	±0.3	
Deployed Past 12 Months	6	±2	41	12	9	14	24	±10	2.7	±0.3	
Not Deployed Past 12 Months	6	±1	44	14	12	11	19	±7	2.5	±0.2	

Note. Percent responding are active duty members who answered the question and who experienced unwanted sexual contact (Q32).
 NR: Not reportable
 NA: Not applicable

44. As a result of this situation, to what extent did...

b. You think about getting out of your Service?

	Percent Responding		Percentages					Max ME	Average Extent		
			1	2	3	4	5				
Army Enlisted	7	±2	36	16	10	15	23	±10	2.7	±0.3	
E1 – E4	9	±3	37	16	11	15	21	±12	2.7	±0.4	
Army Officers	4	±2	NR	NR	NR	NR	NR		1.7	±0.6	
Navy Enlisted	7	±2	46	12	12	9	21	±10	2.5	±0.4	
E1 – E4	9	±3	46	10	11	10	23	±12	2.6	±0.4	
Navy Officers	3	±2	NR	NR	NR	NR	NR		2.3	±0.7	
Marine Corps Enlisted	10	±1	40	16	13	11	21	±6	2.6	±0.2	
E1 – E4	12	±2	36	17	15	11	22	±7	2.7	±0.2	
Marine Corps Officers	5	±2	60	15	8	3	14	±15	2.0	±0.5	
Air Force Enlisted	3	±2	44	10	NR	11	21	±15	2.5	±0.4	
E1 – E4	6	±3	NR	12	NR	10	17	±14	2.5	±0.5	
Air Force Officers	2	±1	NR	NR	NR	NR	NR		1.9	±0.7	
MALES	1	±1	66	7	7	NR	15	±17	2.0	±0.5	
Army	1	±1	NR	NR	NR	NR	NR		NR		
Navy	2	±2	NR	NR	NR	NR	NR		1.9	±0.7	
Marine Corps	1	±1	71	NR	7	3	10	±15	1.7	±0.4	
Air Force	0	±1	NR	NR	NR	NR	NR		NR		
Enlisted	1	±1	64	7	7	NR	15	±17	2.0	±0.5	
E1 – E4	2	±1	NR	NR	NR	NR	NR		2.1	±0.7	
E5 – E9	1	±1	NR	NR	NR	1	NR	±5	1.8	±0.7	
Officers	0	±1	NR	NR	NR	NR	NR		1.0	±0.0	
O1 – O3	0	±1	NR	NR	NR	NR	NR		NR		
O4 – O6	1	±1	NR	NR	NR	NR	NR		NR		
Experienced USC	84	±10	66	7	7	NR	15	±17	2.0	±0.5	
Not Experienced USC	NA		NA	NA	NA	NA	NA		NA		
Experienced SH	14	±6	NR	NR	NR	NR	NR		2.4	±0.7	
Not Experienced SH	0	±1	NR	NR	1	NR	NR	±4	NR		
Deployed Past 12 Months	1	±1	NR	NR	NR	NR	NR		2.2	±0.8	
Not Deployed Past 12 Months	1	±1	NR	NR	NR	NR	NR		1.8	±0.7	
Army Enlisted	1	±1	NR	NR	NR	NR	NR		NR		
E1 – E4	1	±1	NR	NR	NR	NR	NR		NR		
Army Officers	0	±1	NR	NR	NR	NR	NR		NR		
Navy Enlisted	3	±2	NR	NR	NR	NR	NR		1.9	±0.8	
E1 – E4	5	±3	NR	NR	NR	NR	NR		NR		
Navy Officers	0	±1	NR	NR	NR	NR	NR		NR		
Marine Corps Enlisted	1	±1	71	NR	7	3	11	±15	1.7	±0.4	
E1 – E4	1	±1	NR	NR	7	NR	9	±13	1.7	±0.4	
Marine Corps Officers	0	±1	NR	NR	NR	NR	NR		NR		
Air Force Enlisted	0	±1	NR	NR	NR	NR	NR		NR		
E1 – E4	1	±1	NR	NR	NR	NR	NR		NR		
Air Force Officers	NA		NA	NA	NA	NA	NA		NA		

Note. Percent responding are active duty members who answered the question and who experienced unwanted sexual contact (Q32).

NR: Not reportable

NA: Not applicable

44. As a result of this situation, to what extent did...

c. Your work performance decrease?

1. Not at all
 2. Small extent
 3. Moderate extent
 4. Large extent
 5. Very large extent

	Percent Responding		Percentages					Max ME	Average Extent		
			1	2	3	4	5				
TOTAL	2	±1	54	11	13	9	13	±9	2.2	±0.3	
Army	1	±1	50	12	8	NR	14	±14	2.3	±0.5	
Navy	3	±1	58	6	19	5	12	±16	2.1	±0.5	
Marine Corps	2	±1	59	16	13	4	7	±9	1.8	±0.2	
Air Force	1	±1	NR	14	10	NR	NR	±10	2.5	±0.6	
Enlisted	2	±1	53	10	14	9	14	±9	2.2	±0.3	
E1 – E4	3	±1	52	9	14	10	14	±11	2.3	±0.4	
E1 – E3	3	±1	54	12	13	6	14	±15	2.1	±0.5	
E4	2	±1	NR	5	16	NR	14	±15	2.4	±0.6	
E5 – E9	1	±1	57	13	12	7	12	±14	2.0	±0.4	
E5 – E6	1	±1	57	14	13	4	12	±15	2.0	±0.5	
E7 – E9	1	±1	NR	6	NR	NR	NR	±14	NR		
Officers	1	±1	65	18	6	5	6	±16	1.7	±0.4	
O1 – O3	1	±1	50	27	9	6	9	±13	2.0	±0.4	
O4 – O6	1	±1	NR	NR	NR	NR	NR		1.2	±0.4	
Deployed Past 12 Months	2	±1	53	11	14	7	15	±15	2.2	±0.5	
Not Deployed Past 12 Months	2	±1	54	10	13	10	12	±12	2.1	±0.4	
Non-Hispanic White	1	±1	51	13	13	11	12	±16	2.2	±0.4	
Total Minority	2	±1	57	8	14	7	14	±12	2.1	±0.4	
Non-Hispanic Black	3	±1	63	7	13	5	11	±16	1.9	±0.5	
Hispanic	2	±1	NR	6	NR	5	NR	±8	NR		
Experienced USC	89	±6	54	11	13	9	13	±9	2.2	±0.3	
Not Experienced USC	NA		NA	NA	NA	NA	NA		NA		
Experienced SH	17	±4	42	12	19	12	15	±11	2.5	±0.3	
Not Experienced SH	1	±1	80	7	2	2	NR	±14	1.5	±0.5	
FEMALES	6	±1	42	17	16	11	14	±6	2.4	±0.2	
Army	7	±2	44	15	13	11	17	±9	2.4	±0.3	
Navy	7	±2	42	18	19	8	13	±10	2.3	±0.3	
Marine Corps	10	±1	42	18	20	11	9	±5	2.3	±0.2	
Air Force	3	±1	36	20	15	NR	13	±13	2.5	±0.5	
Enlisted	6	±1	41	16	16	12	15	±6	2.4	±0.2	
E1 – E4	9	±2	40	16	16	13	15	±7	2.5	±0.2	
E5 – E9	3	±1	44	17	17	8	14	±10	2.3	±0.3	
Officers	3	±1	50	26	9	7	9	±12	2.0	±0.3	
O1 – O3	4	±1	47	29	9	6	9	±14	2.0	±0.4	
O4 – O6	1	±1	NR	NR	NR	NR	NR		NR		
Experienced USC	95	±3	42	17	16	11	14	±6	2.4	±0.2	
Not Experienced USC	NA		NA	NA	NA	NA	NA		NA		
Experienced SH	20	±2	37	16	18	12	16	±6	2.5	±0.2	
Not Experienced SH	2	±1	61	20	6	7	6	±11	1.8	±0.3	
Deployed Past 12 Months	6	±2	38	19	20	13	11	±10	2.4	±0.3	
Not Deployed Past 12 Months	6	±1	43	17	14	11	15	±7	2.4	±0.2	

Note. Percent responding are active duty members who answered the question and who experienced unwanted sexual contact (Q32).
 NR: Not reportable
 NA: Not applicable

44. As a result of this situation, to what extent did...

c. Your work performance decrease?

	Percent Responding		Percentages					Max ME	Average Extent		
			1	2	3	4	5				
Army Enlisted	7	±2	42	14	13	11	19	±10	2.5	±0.3	
E1 – E4	9	±3	42	13	13	13	19	±12	2.5	±0.4	
Army Officers	4	±2	NR	NR	NR	NR	NR		1.8	±0.5	
Navy Enlisted	7	±2	42	18	19	8	12	±10	2.3	±0.3	
E1 – E4	9	±3	42	16	19	9	14	±12	2.4	±0.4	
Navy Officers	3	±2	NR	NR	NR	NR	NR		2.5	±0.7	
Marine Corps Enlisted	10	±2	40	19	21	11	9	±6	2.3	±0.2	
E1 – E4	12	±2	39	17	23	12	9	±7	2.4	±0.2	
Marine Corps Officers	5	±2	68	15	11	3	3	±15	1.6	±0.3	
Air Force Enlisted	3	±2	35	17	15	NR	13	±14	2.6	±0.5	
E1 – E4	6	±3	33	23	12	NR	12	±17	2.5	±0.6	
Air Force Officers	2	±1	NR	NR	NR	NR	NR		2.0	±0.6	
MALES	1	±1	66	4	11	NR	12	±17	2.0	±0.5	
Army	1	±1	NR	NR	NR	NR	NR		NR		
Navy	2	±2	NR	NR	NR	NR	NR		1.9	±0.7	
Marine Corps	1	±1	71	15	8	NR	6	±16	1.6	±0.3	
Air Force	0	±1	NR	NR	NR	NR	NR		NR		
Enlisted	1	±1	64	4	12	NR	12	±17	2.0	±0.5	
E1 – E4	2	±1	NR	2	NR	NR	NR	±6	2.1	±0.7	
E5 – E9	1	±1	NR	NR	NR	NR	NR		1.8	±0.7	
Officers	0	±1	NR	NR	NR	NR	NR		1.0	±0.0	
O1 – O3	0	±1	NR	NR	NR	NR	NR		NR		
O4 – O6	1	±1	NR	NR	NR	NR	NR		NR		
Experienced USC	84	±10	66	4	11	NR	12	±17	2.0	±0.5	
Not Experienced USC	NA		NA	NA	NA	NA	NA		NA		
Experienced SH	14	±6	NR	6	NR	NR	NR	±12	2.4	±0.7	
Not Experienced SH	0	±1	NR	1	0	NR	NR	±4	NR		
Deployed Past 12 Months	1	±1	NR	NR	NR	NR	NR		2.1	±0.8	
Not Deployed Past 12 Months	1	±1	NR	2	NR	NR	NR	±4	1.9	±0.7	
Army Enlisted	1	±1	NR	NR	NR	NR	NR		NR		
E1 – E4	1	±1	NR	NR	NR	NR	NR		NR		
Army Officers	0	±1	NR	NR	NR	NR	NR		NR		
Navy Enlisted	3	±2	NR	NR	NR	NR	NR		2.0	±0.7	
E1 – E4	5	±3	NR	NR	NR	NR	NR		NR		
Navy Officers	0	±1	NR	NR	NR	NR	NR		NR		
Marine Corps Enlisted	1	±1	70	15	8	NR	6	±17	1.6	±0.3	
E1 – E4	1	±1	NR	NR	7	NR	4	±14	1.5	±0.3	
Marine Corps Officers	0	±1	NR	NR	NR	NR	NR		NR		
Air Force Enlisted	0	±1	NR	NR	NR	NR	NR		NR		
E1 – E4	1	±1	NR	NR	NR	NR	NR		NR		
Air Force Officers	NA		NA	NA	NA	NA	NA		NA		

Note. Percent responding are active duty members who answered the question and who experienced unwanted sexual contact (Q32).

NR: Not reportable

NA: Not applicable

45. Did you report this situation to a civilian authority or organization?















	Percent Responding		Percentages	Max ME	Percentage Reporting Yes
			Yes		
TOTAL	2	±1	15	±7	
Army	1	±1	14	±10	
Navy	3	±1	17	±15	
Marine Corps	2	±1	13	±6	
Air Force	1	±1	17	±17	
Enlisted	2	±1	16	±7	
E1 – E4	3	±1	16	±9	
E1 – E3	3	±1	19	±12	
E4	2	±1	12	±14	
E5 – E9	1	±1	15	±14	
E5 – E6	1	±1	16	±16	
E7 – E9	0	±1	NR		
Officers	1	±1	NR		
O1 – O3	1	±1	4	±7	
O4 – O6	1	±1	NR		
Deployed Past 12 Months	2	±1	20	±15	
Not Deployed Past 12 Months	2	±1	13	±6	
Non-Hispanic White	1	±1	14	±8	
Total Minority	2	±1	17	±11	
Non-Hispanic Black	2	±1	17	±16	
Hispanic	2	±1	NR		
Experienced USC	87	±6	15	±7	
Not Experienced USC	NA		NA		
Experienced SH	17	±4	16	±8	
Not Experienced SH	1	±1	13	±16	
FEMALES	6	±1	17	±5	
Army	7	±2	18	±8	
Navy	7	±2	17	±9	
Marine Corps	10	±1	17	±5	
Air Force	3	±1	15	±10	
Enlisted	6	±1	18	±5	
E1 – E4	9	±2	19	±6	
E5 – E9	3	±1	13	±9	
Officers	3	±1	8	±9	
O1 – O3	4	±1	4	±7	
O4 – O6	1	±1	NR		
Experienced USC	95	±2	17	±5	
Not Experienced USC	NA		NA		
Experienced SH	20	±2	17	±5	
Not Experienced SH	2	±1	14	±10	
Deployed Past 12 Months	6	±2	14	±9	
Not Deployed Past 12 Months	6	±1	18	±6	

Note. Percent responding are active duty members who answered the question and who experienced unwanted sexual contact (Q32).

NR: Not reportable

NA: Not applicable

45. Did you report this situation to a civilian authority or organization?

	Percent Responding		Percentages	Max ME	Percentage Reporting Yes
			Yes		
Army Enlisted	7	±2	19	±9	
E1 – E4	9	±3	19	±11	
Army Officers	4	±2	NR		
Navy Enlisted	7	±2	17	±10	
E1 – E4	9	±3	20	±12	
Navy Officers	3	±2	NR		
Marine Corps Enlisted	10	±1	17	±5	
E1 – E4	12	±2	21	±6	
Marine Corps Officers	5	±2	NR		
Air Force Enlisted	3	±2	16	±11	
E1 – E4	6	±3	17	±14	
Air Force Officers	2	±1	NR		
MALES	1	±1	14	±14	
Army	1	±1	NR		
Navy	2	±2	NR		
Marine Corps	1	±1	11	±10	
Air Force	0	±1	NR		
Enlisted	1	±1	14	±15	
E1 – E4	2	±1	NR		
E5 – E9	1	±1	NR		
Officers	0	±1	NR		
O1 – O3	0	±1	NR		
O4 – O6	1	±1	NR		
Experienced USC	80	±11	14	±14	
Not Experienced USC	NA		NA		
Experienced SH	14	±6	NR		
Not Experienced SH	0	±1	NR		
Deployed Past 12 Months	1	±1	NR		
Not Deployed Past 12 Months	1	±1	NR		
Army Enlisted	1	±1	NR		
E1 – E4	1	±1	NR		
Army Officers	0	±1	NR		
Navy Enlisted	3	±2	NR		
E1 – E4	4	±3	NR		
Navy Officers	0	±1	NR		
Marine Corps Enlisted	1	±1	11	±10	
E1 – E4	1	±1	10	±14	
Marine Corps Officers	0	±1	NR		
Air Force Enlisted	0	±1	NR		
E1 – E4	1	±1	NR		
Air Force Officers	NA		NA		

Note. Percent responding are active duty members who answered the question and who experienced unwanted sexual contact (Q32).

NR: Not reportable

NA: Not applicable

46. Did you report this situation to an installation/Service/DoD authority or organization?

	Percent Responding		Percentages	Max ME	Percentage Reporting Yes
			Yes		
TOTAL	2	±1	26	±8	
Army	1	±1	28	±14	
Navy	3	±1	26	±16	
Marine Corps	2	±1	23	±6	
Air Force	1	±1	25	±16	
Enlisted	2	±1	26	±8	
E1 – E4	3	±1	28	±10	
E1 – E3	3	±1	34	±14	
E4	2	±1	21	±16	
E5 – E9	1	±1	21	±13	
E5 – E6	1	±1	22	±14	
E7 – E9	0	±1	NR		
Officers	1	±1	25	±16	
O1 – O3	1	±1	23	±13	
O4 – O6	0	±1	NR		
Deployed Past 12 Months	2	±1	32	±15	
Not Deployed Past 12 Months	2	±1	23	±8	
Non-Hispanic White	1	±1	31	±12	
Total Minority	2	±1	22	±10	
Non-Hispanic Black	2	±1	24	±14	
Hispanic	2	±1	NR		
Experienced USC	87	±6	26	±8	
Not Experienced USC	NA		NA		
Experienced SH	17	±4	27	±9	
Not Experienced SH	1	±1	24	±15	
FEMALES	6	±1	33	±5	
Army	7	±2	32	±9	
Navy	7	±2	37	±10	
Marine Corps	10	±1	34	±6	
Air Force	3	±1	27	±12	
Enlisted	6	±1	34	±6	
E1 – E4	9	±2	37	±7	
E5 – E9	3	±1	26	±10	
Officers	3	±1	22	±12	
O1 – O3	4	±1	23	±13	
O4 – O6	1	±1	NR		
Experienced USC	94	±3	33	±5	
Not Experienced USC	NA		NA		
Experienced SH	20	±2	32	±6	
Not Experienced SH	2	±1	37	±12	
Deployed Past 12 Months	6	±2	35	±10	
Not Deployed Past 12 Months	6	±1	32	±6	

Note. Percent responding are active duty members who answered the question and who experienced unwanted sexual contact (Q32).

NR: Not reportable

NA: Not applicable

46. Did you report this situation to an installation/Service/DoD authority or organization?

	Percent Responding		Percentages	Max ME	Percentage Reporting Yes
			Yes		
Army Enlisted	7	±2	34	±10	
E1 – E4	9	±2	34	±12	
Army Officers	4	±2	NR		
Navy Enlisted	7	±2	37	±10	
E1 – E4	9	±3	42	±12	
Navy Officers	3	±2	NR		
Marine Corps Enlisted	10	±1	35	±6	
E1 – E4	12	±2	40	±7	
Marine Corps Officers	5	±2	12	±14	
Air Force Enlisted	3	±2	26	±13	
E1 – E4	6	±3	31	±16	
Air Force Officers	2	±1	NR		
MALES	1	±1	20	±16	
Army	1	±1	NR		
Navy	2	±2	NR		
Marine Corps	1	±1	15	±11	
Air Force	0	±1	NR		
Enlisted	1	±1	19	±17	
E1 – E4	2	±1	NR		
E5 – E9	1	±1	NR		
Officers	0	±1	NR		
O1 – O3	0	±1	NR		
O4 – O6	0	±1	NR		
Experienced USC	80	±11	20	±16	
Not Experienced USC	NA		NA		
Experienced SH	14	±6	NR		
Not Experienced SH	0	±1	NR		
Deployed Past 12 Months	1	±1	NR		
Not Deployed Past 12 Months	1	±1	NR		
Army Enlisted	1	±1	NR		
E1 – E4	1	±1	NR		
Army Officers	NA		NA		
Navy Enlisted	3	±2	NR		
E1 – E4	4	±3	NR		
Navy Officers	0	±1	NR		
Marine Corps Enlisted	1	±1	15	±11	
E1 – E4	1	±1	12	±14	
Marine Corps Officers	0	±1	NR		
Air Force Enlisted	0	±1	NR		
E1 – E4	1	±1	NR		
Air Force Officers	NA		NA		

Note. Percent responding are active duty members who answered the question and who experienced unwanted sexual contact (Q32).

NR: Not reportable

NA: Not applicable

46. Did you report this situation? Constructed from Q45 and Q46.

1. Yes, to a civilian authority or organization only
2. Yes, to an installation/Service/DoD authority or organization only
3. Yes, to both a civilian and an installation/Service/DoD authority or organization
4. No

	Percent Responding		Percentages				Max ME
			1	2	3	4	
TOTAL	2	±1	3	14	12	71	±8
Army	1	±1	1	15	13	71	±14
Navy	3	±1	NR	15	11	68	±16
Marine Corps	2	±1	3	13	10	74	±7
Air Force	1	±1	NR	9	17	75	±17
Enlisted	2	±1	3	14	13	71	±9
E1 – E4	3	±1	2	15	14	69	±11
E1 – E3	3	±1	1	16	18	65	±14
E4	2	±1	NR	13	8	75	±17
E5 – E9	1	±1	NR	12	9	74	±14
E5 – E6	1	±1	NR	12	10	72	±16
E7 – E9	0	±1	NR	NR	NR	NR	
Officers	1	±1	2	12	NR	76	±16
O1 – O3	1	±1	1	20	3	76	±13
O4 – O6	1	±1	NR	NR	NR	NR	
Deployed Past 12 Months	2	±1	NR	16	16	64	±15
Not Deployed Past 12 Months	2	±1	3	12	10	74	±9
Non-Hispanic White	1	±1	1	17	13	69	±12
Total Minority	2	±1	5	10	12	73	±11
Non-Hispanic Black	2	±1	NR	12	10	71	±16
Hispanic	2	±1	NR	3	NR	NR	±5
Experienced USC	88	±6	3	14	12	71	±8
Not Experienced USC	NA		NA	NA	NA	NA	
Experienced SH	17	±4	4	15	12	68	±10
Not Experienced SH	1	±1	0	11	13	76	±16
FEMALES	6	±1	1	17	16	66	±5
Army	7	±2	2	16	16	66	±9
Navy	7	±2	1	21	16	62	±10
Marine Corps	10	±1	2	20	14	64	±6
Air Force	3	±1	NR	12	15	73	±12
Enlisted	6	±1	1	17	17	65	±6
E1 – E4	9	±2	0	17	19	63	±7
E5 – E9	3	±1	3	16	9	71	±10
Officers	3	±1	3	17	5	75	±12
O1 – O3	4	±1	1	21	3	75	±13
O4 – O6	1	±1	NR	NR	NR	NR	
Experienced USC	95	±2	1	17	16	66	±5
Not Experienced USC	NA		NA	NA	NA	NA	
Experienced SH	20	±2	1	16	16	67	±6
Not Experienced SH	2	±1	1	23	14	62	±12
Deployed Past 12 Months	6	±2	1	22	13	64	±10
Not Deployed Past 12 Months	6	±1	1	16	16	67	±6

Note. Percent responding are active duty members who answered the question and who experienced unwanted sexual contact (Q32).

NR: Not reportable

NA: Not applicable

46. Did you report this situation? Constructed from Q45 and Q46.

	Percent Responding		Percentages				Max ME
			1	2	3	4	
Army Enlisted	7	±2	1	16	18	65	±10
E1 – E4	9	±3	NR	14	19	66	±12
Army Officers	4	±2	NR	NR	NR	NR	
Navy Enlisted	7	±2	1	21	16	62	±10
E1 – E4	9	±3	NR	21	20	58	±12
Navy Officers	3	±2	NR	NR	NR	NR	
Marine Corps Enlisted	10	±1	2	20	15	62	±6
E1 – E4	12	±2	3	22	18	57	±7
Marine Corps Officers	5	±2	NR	8	NR	88	±14
Air Force Enlisted	3	±2	NR	10	16	74	±13
E1 – E4	6	±3	NR	14	17	69	±16
Air Force Officers	2	±1	NR	NR	NR	NR	
MALES	1	±1	5	10	9	76	±16
Army	1	±1	NR	NR	NR	NR	
Navy	2	±2	NR	NR	NR	NR	
Marine Corps	1	±1	3	8	7	82	±11
Air Force	0	±1	NR	NR	NR	NR	
Enlisted	1	±1	5	11	9	76	±17
E1 – E4	2	±1	NR	NR	NR	NR	
E5 – E9	1	±1	NR	NR	NR	NR	
Officers	0	±1	NR	NR	NR	NR	
O1 – O3	0	±1	NR	NR	NR	NR	
O4 – O6	1	±1	NR	NR	NR	NR	
Experienced USC	82	±11	5	10	9	76	±16
Not Experienced USC	NA		NA	NA	NA	NA	
Experienced SH	14	±6	NR	NR	NR	NR	
Not Experienced SH	0	±1	NR	NR	NR	NR	
Deployed Past 12 Months	1	±1	NR	NR	NR	NR	
Not Deployed Past 12 Months	1	±1	NR	NR	2	NR	±6
Army Enlisted	1	±1	NR	NR	NR	NR	
E1 – E4	1	±1	NR	NR	NR	NR	
Army Officers	0	±1	NR	NR	NR	NR	
Navy Enlisted	3	±2	NR	NR	NR	NR	
E1 – E4	4	±3	NR	NR	NR	NR	
Navy Officers	0	±1	NR	NR	NR	NR	
Marine Corps Enlisted	1	±1	3	8	7	82	±11
E1 – E4	1	±1	NR	7	NR	83	±15
Marine Corps Officers	0	±1	NR	NR	NR	NR	
Air Force Enlisted	0	±1	NR	NR	NR	NR	
E1 – E4	1	±1	NR	NR	NR	NR	
Air Force Officers	NA		NA	NA	NA	NA	

Note. Percent responding are active duty members who answered the question and who experienced unwanted sexual contact (Q32).

NR: Not reportable

NA: Not applicable

47. Did you make...

1. Only a restricted report?

2. Only an unrestricted report?

3. A restricted report that was converted to an unrestricted report?

	Percent Responding		Percentages			Max ME	Percentage Unrestricted Report		
			1	2	3				
TOTAL	0	±1	31	51	19	±16	69.0	±16.0	
Army	0	±1	21	68	11	±17	79.0	±15.0	
Navy	1	±1	NR	NR	NR		NR		
Marine Corps	0	±1	33	46	20	±14	67.0	±14.0	
Air Force	0	±1	NR	NR	NR		NR		
Enlisted	0	±1	30	51	19	±16	70.0	±16.0	
E1 – E4	1	±1	NR	NR	17	±10	NR		
E1 – E3	1	±1	NR	NR	16	±12	NR		
E4	0	±1	NR	NR	NR		NR		
E5 – E9	0	±1	NR	NR	NR		NR		
E5 – E6	0	±1	NR	NR	NR		NR		
E7 – E9	0	±1	NR	NR	NR		NR		
Officers	0	±1	NR	NR	NR		NR		
O1 – O3	0	±1	NR	NR	NR		NR		
O4 – O6	0	±1	NR	NR	NR		NR		
Deployed Past 12 Months	1	±1	13	NR	NR	±13	87.0	±13.0	
Not Deployed Past 12 Months	0	±1	NR	39	19	±14	NR		
Non-Hispanic White	0	±1	NR	NR	16	±12	NR		
Total Minority	0	±1	21	NR	NR	±14	79.0	±14.0	
Non-Hispanic Black	0	±1	NR	NR	NR		NR		
Hispanic	0	±1	NR	NR	NR		NR		
Experienced USC	21	±6	31	51	19	±16	69.0	±16.0	
Not Experienced USC	NA		NA	NA	NA		NA		
Experienced SH	4	±2	NR	48	19	±15	NR		
Not Experienced SH	0	±1	NR	NR	NR		NR		
FEMALES	2	±1	27	51	21	±9	73.0	±9.0	
Army	2	±1	24	64	13	±16	76.0	±16.0	
Navy	2	±1	NR	38	23	±18	NR		
Marine Corps	3	±1	20	58	22	±10	80.0	±9.0	
Air Force	1	±1	NR	NR	NR		NR		
Enlisted	2	±1	28	51	22	±10	72.0	±10.0	
E1 – E4	3	±1	27	50	23	±11	73.0	±11.0	
E5 – E9	1	±1	NR	NR	NR		NR		
Officers	1	±1	NR	NR	NR		NR		
O1 – O3	1	±1	NR	NR	NR		NR		
O4 – O6	0	±1	NR	NR	NR		NR		
Experienced USC	30	±5	27	51	21	±9	73.0	±9.0	
Not Experienced USC	NA		NA	NA	NA		NA		
Experienced SH	6	±2	27	49	24	±11	73.0	±11.0	
Not Experienced SH	1	±1	NR	NR	12	±15	NR		
Deployed Past 12 Months	2	±1	21	62	17	±17	79.0	±16.0	
Not Deployed Past 12 Months	2	±1	30	47	23	±12	70.0	±12.0	

Note. Percent responding are active duty members who answered the question, who experienced unwanted sexual contact (Q32), and who reported the situation to a military authority (Q46).

NR: Not reportable

NA: Not applicable

47. Did you make...

	Percent Responding		Percentages			Max ME	Percentage Unrestricted Report		
			1	2	3				
Army Enlisted	2	±1	22	65	12	±17	78.0	±16.0	
E1 – E4	3	±2	NR	NR	NR		NR		
Army Officers	1	±1	NR	NR	NR		NR		
Navy Enlisted	3	±1	NR	36	NR	±17	NR		
E1 – E4	4	±2	NR	NR	NR		NR		
Navy Officers	1	±1	NR	NR	NR		NR		
Marine Corps Enlisted	4	±1	19	59	22	±10	81.0	±9.0	
E1 – E4	5	±1	19	59	22	±11	81.0	±9.0	
Marine Corps Officers	1	±1	NR	NR	NR		NR		
Air Force Enlisted	1	±1	NR	NR	NR		NR		
E1 – E4	2	±1	NR	NR	NR		NR		
Air Force Officers	1	±1	NR	NR	NR		NR		
MALES	0	±1	NR	NR	NR		NR		
Army	0	±1	NR	NR	NR		NR		
Navy	0	±1	NR	NR	NR		NR		
Marine Corps	0	±1	NR	NR	NR		NR		
Air Force	0	±1	NR	NR	NR		NR		
Enlisted	0	±1	NR	NR	NR		NR		
E1 – E4	0	±1	NR	NR	NR		NR		
E5 – E9	0	±1	NR	NR	NR		NR		
Officers	0	±1	NR	NR	NR		NR		
O1 – O3	NA		NA	NA	NA		NA		
O4 – O6	0	±1	NR	NR	NR		NR		
Experienced USC	13	±10	NR	NR	NR		NR		
Not Experienced USC	NA		NA	NA	NA		NA		
Experienced SH	2	±3	NR	NR	NR		NR		
Not Experienced SH	0	±1	NR	NR	NR		NR		
Deployed Past 12 Months	0	±1	NR	NR	NR		NR		
Not Deployed Past 12 Months	0	±1	NR	NR	NR		NR		
Army Enlisted	0	±1	NR	NR	NR		NR		
E1 – E4	NA		NA	NA	NA		NA		
Army Officers	NA		NA	NA	NA		NA		
Navy Enlisted	0	±1	NR	NR	NR		NR		
E1 – E4	1	±2	NR	NR	NR		NR		
Navy Officers	0	±1	NR	NR	NR		NR		
Marine Corps Enlisted	0	±1	NR	NR	NR		NR		
E1 – E4	0	±1	NR	NR	NR		NR		
Marine Corps Officers	NA		NA	NA	NA		NA		
Air Force Enlisted	0	±1	NR	NR	NR		NR		
E1 – E4	0	±1	NR	NR	NR		NR		
Air Force Officers	NA		NA	NA	NA		NA		

Note. Percent responding are active duty members who answered the question, who experienced unwanted sexual contact (Q32), and who reported the situation to a military authority (Q46).

NR: Not reportable

NA: Not applicable

48. How satisfied have you been with your treatment by the...**a. Sexual Assault Victims' Advocate assigned to you?**1. Very dissatisfied
4. Satisfied2. Dissatisfied
5. Very satisfied

3. Neither satisfied nor dissatisfied

	Percent Responding		Percentages					Max ME	Average Satisfaction		
			1	2	3	4	5				
TOTAL	0	±1	NR	5	13	22	40	±17	3.6	±0.7	
Army	0	±1	NR	NR	NR	NR	NR		3.6	±0.6	
Navy	0	±1	NR	NR	NR	NR	NR		NR		
Marine Corps	0	±1	9	4	NR	18	46	±15	3.9	±0.4	
Air Force	0	±1	NR	NR	NR	NR	NR		4.5	±0.5	
Enlisted	0	±1	NR	5	12	23	41	±17	3.6	±0.8	
E1 – E4	0	±1	NR	5	11	15	NR	±11	NR		
E1 – E3	1	±1	NR	7	12	13	NR	±14	NR		
E4	0	±1	1	1	NR	NR	NR	±4	4.6	±0.4	
E5 – E9	0	±1	NR	NR	NR	NR	2	±6	NR		
E5 – E6	0	±1	NR	NR	NR	NR	2	±6	NR		
E7 – E9	0	±1	NR	NR	NR	NR	NR		NR		
Officers	0	±1	NR	NR	NR	NR	NR		NR		
O1 – O3	0	±1	NR	NR	NR	NR	NR		NR		
O4 – O6	0	±1	NR	NR	NR	NR	NR		NR		
Deployed Past 12 Months	0	±1	NR	NR	NR	NR	NR		NR		
Not Deployed Past 12 Months	0	±1	9	8	10	22	50	±13	4.0	±0.4	
Non-Hispanic White	0	±1	10	6	7	NR	NR	±12	4.0	±0.4	
Total Minority	0	±1	NR	NR	18	15	NR	±18	NR		
Non-Hispanic Black	0	±1	NR	NR	NR	1	NR	±3	NR		
Hispanic	0	±1	NR	0	NR	NR	NR	±4	NR		
Experienced USC	12	±5	NR	5	13	22	40	±17	3.6	±0.7	
Not Experienced USC	NA		NA	NA	NA	NA	NA		NA		
Experienced SH	2	±1	10	6	14	NR	41	±17	3.9	±0.4	
Not Experienced SH	0	±1	NR	NR	NR	NR	NR		NR		
FEMALES	1	±1	9	7	15	22	47	±11	3.9	±0.3	
Army	1	±1	NR	NR	NR	NR	NR		3.5	±0.6	
Navy	1	±1	3	NR	NR	NR	NR	±9	4.2	±0.4	
Marine Corps	2	±1	7	5	12	24	52	±11	4.1	±0.3	
Air Force	1	±1	NR	NR	NR	NR	NR		4.3	±0.5	
Enlisted	1	±1	8	8	14	22	48	±12	4.0	±0.4	
E1 – E4	2	±1	6	7	12	21	54	±13	4.1	±0.4	
E5 – E9	0	±1	NR	NR	NR	NR	4	±7	NR		
Officers	0	±1	NR	NR	NR	NR	NR		NR		
O1 – O3	0	±1	NR	NR	NR	NR	NR		NR		
O4 – O6	0	±1	NR	NR	NR	NR	NR		NR		
Experienced USC	19	±4	9	7	15	22	47	±11	3.9	±0.3	
Not Experienced USC	NA		NA	NA	NA	NA	NA		NA		
Experienced SH	4	±1	11	7	15	26	41	±13	3.8	±0.4	
Not Experienced SH	0	±1	NR	NR	NR	NR	NR		NR		
Deployed Past 12 Months	1	±1	NR	NR	NR	NR	NR		3.7	±0.6	
Not Deployed Past 12 Months	1	±1	9	8	9	23	51	±13	4.0	±0.4	

Note. Percent responding are active duty members who answered the question, who experienced unwanted sexual contact (Q32), who made an unrestricted report or a restricted report that was converted to an unrestricted report to a military authority (Q46/Q47), and who indicated this item was applicable.

NR: Not reportable

NA: Not applicable

48. How satisfied have you been with your treatment by the...

a. Sexual Assault Victims' Advocate assigned to you?

	Percent Responding	Percentages					Max ME	Average Satisfaction	
		1	2	3	4	5			
Army Enlisted	2 ±1	NR	NR	NR	NR	NR		3.5 ±0.7	
E1 – E4	2 ±1	NR	NR	NR	NR	NR		3.7 ±0.7	
Army Officers	0 ±1	NR	NR	NR	NR	NR		NR	
Navy Enlisted	1 ±1	NR	NR	NR	NR	NR		4.3 ±0.4	
E1 – E4	2 ±2	NR	NR	NR	NR	NR		4.4 ±0.4	
Navy Officers	0 ±1	NR	NR	NR	NR	NR		NR	
Marine Corps Enlisted	3 ±1	7	5	12	24	52	±11	4.1 ±0.3	
E1 – E4	4 ±1	6	4	13	23	54	±12	4.2 ±0.3	
Marine Corps Officers	NA	NA	NA	NA	NA	NA		NA	
Air Force Enlisted	1 ±1	NR	NR	NR	NR	NR		NR	
E1 – E4	1 ±1	NR	NR	NR	NR	NR		NR	
Air Force Officers	0 ±1	NR	NR	NR	NR	NR		NR	
MALES	0 ±1	NR	NR	NR	NR	NR		NR	
Army	0 ±1	NR	NR	NR	NR	NR		NR	
Navy	0 ±1	NR	NR	NR	NR	NR		NR	
Marine Corps	0 ±1	NR	NR	NR	NR	NR		NR	
Air Force	0 ±1	NR	NR	NR	NR	NR		NR	
Enlisted	0 ±1	NR	NR	NR	NR	NR		NR	
E1 – E4	0 ±1	NR	NR	NR	NR	NR		NR	
E5 – E9	0 ±1	NR	NR	NR	NR	NR		NR	
Officers	NA	NA	NA	NA	NA	NA		NA	
O1 – O3	NA	NA	NA	NA	NA	NA		NA	
O4 – O6	NA	NA	NA	NA	NA	NA		NA	
Experienced USC	7 ±7	NR	NR	NR	NR	NR		NR	
Not Experienced USC	NA	NA	NA	NA	NA	NA		NA	
Experienced SH	1 ±2	NR	NR	NR	NR	NR		NR	
Not Experienced SH	0 ±1	NR	NR	NR	NR	NR		NR	
Deployed Past 12 Months	0 ±1	NR	NR	NR	NR	NR		NR	
Not Deployed Past 12 Months	0 ±1	NR	NR	NR	NR	NR		NR	
Army Enlisted	0 ±1	NR	NR	NR	NR	NR		NR	
E1 – E4	NA	NA	NA	NA	NA	NA		NA	
Army Officers	NA	NA	NA	NA	NA	NA		NA	
Navy Enlisted	0 ±1	NR	NR	NR	NR	NR		NR	
E1 – E4	0 ±1	NR	NR	NR	NR	NR		NR	
Navy Officers	NA	NA	NA	NA	NA	NA		NA	
Marine Corps Enlisted	0 ±1	NR	NR	NR	NR	NR		NR	
E1 – E4	0 ±1	NR	NR	NR	NR	NR		NR	
Marine Corps Officers	NA	NA	NA	NA	NA	NA		NA	
Air Force Enlisted	0 ±1	NR	NR	NR	NR	NR		NR	
E1 – E4	0 ±1	NR	NR	NR	NR	NR		NR	
Air Force Officers	NA	NA	NA	NA	NA	NA		NA	

Note. Percent responding are active duty members who answered the question, who experienced unwanted sexual contact (Q32), who made an unrestricted report or a restricted report that was converted to an unrestricted report to a military authority (Q46/Q47), and who indicated this item was applicable.

NR: Not reportable

NA: Not applicable

48. How satisfied have you been with your treatment by the...
b. Sexual Assault Response Coordinator (SARC) handling your report?

	Percent Responding	Percentages					Max ME	Average Satisfaction	
		1	2	3	4	5			
Army Enlisted	2 ±1	NR	NR	NR	NR	NR		3.5 ±0.6	
E1 – E4	2 ±1	NR	NR	NR	NR	NR		3.8 ±0.7	
Army Officers	0 ±1	NR	NR	NR	NR	NR		NR	
Navy Enlisted	2 ±1	NR	NR	NR	NR	NR		4.1 ±0.5	
E1 – E4	2 ±2	NR	NR	NR	NR	NR		4.1 ±0.5	
Navy Officers	1 ±1	NR	NR	NR	NR	NR		NR	
Marine Corps Enlisted	3 ±1	6	3	18	25	49	±11	4.1 ±0.3	
E1 – E4	4 ±1	4	3	18	25	51	±12	4.1 ±0.3	
Marine Corps Officers	0 ±1	NR	NR	NR	NR	NR		NR	
Air Force Enlisted	1 ±1	NR	NR	NR	NR	NR		4.6 ±0.6	
E1 – E4	1 ±1	NR	NR	NR	NR	NR		NR	
Air Force Officers	1 ±1	NR	NR	NR	NR	NR		NR	
MALES	0 ±1	NR	NR	NR	NR	NR		NR	
Army	0 ±1	NR	NR	NR	NR	NR		NR	
Navy	0 ±1	NR	NR	NR	NR	NR		NR	
Marine Corps	0 ±1	NR	NR	NR	NR	NR		NR	
Air Force	0 ±1	NR	NR	NR	NR	NR		NR	
Enlisted	0 ±1	NR	NR	NR	NR	NR		NR	
E1 – E4	0 ±1	NR	NR	NR	NR	NR		NR	
E5 – E9	0 ±1	NR	NR	NR	NR	NR		NR	
Officers	NA	NA	NA	NA	NA	NA		NA	
O1 – O3	NA	NA	NA	NA	NA	NA		NA	
O4 – O6	NA	NA	NA	NA	NA	NA		NA	
Experienced USC	7 ±7	NR	NR	NR	NR	NR		NR	
Not Experienced USC	NA	NA	NA	NA	NA	NA		NA	
Experienced SH	1 ±2	NR	NR	NR	NR	NR		NR	
Not Experienced SH	0 ±1	NR	NR	NR	NR	NR		NR	
Deployed Past 12 Months	0 ±1	NR	NR	NR	NR	NR		NR	
Not Deployed Past 12 Months	0 ±1	NR	NR	NR	NR	NR		NR	
Army Enlisted	0 ±1	NR	NR	NR	NR	NR		NR	
E1 – E4	NA	NA	NA	NA	NA	NA		NA	
Army Officers	NA	NA	NA	NA	NA	NA		NA	
Navy Enlisted	0 ±1	NR	NR	NR	NR	NR		NR	
E1 – E4	0 ±1	NR	NR	NR	NR	NR		NR	
Navy Officers	NA	NA	NA	NA	NA	NA		NA	
Marine Corps Enlisted	0 ±1	NR	NR	NR	NR	NR		NR	
E1 – E4	0 ±1	NR	NR	NR	NR	NR		NR	
Marine Corps Officers	NA	NA	NA	NA	NA	NA		NA	
Air Force Enlisted	0 ±1	NR	NR	NR	NR	NR		NR	
E1 – E4	0 ±1	NR	NR	NR	NR	NR		NR	
Air Force Officers	NA	NA	NA	NA	NA	NA		NA	

Note. Percent responding are active duty members who answered the question, who experienced unwanted sexual contact (Q32), who made an unrestricted report or a restricted report that was converted to an unrestricted report to a military authority (Q46/Q47), and who indicated this item was applicable.

NR: Not reportable

NA: Not applicable

48. How satisfied have you been with your treatment by the...**c. Commander handling your report?**1. Very dissatisfied
4. Satisfied2. Dissatisfied
5. Very satisfied

3. Neither satisfied nor dissatisfied

	Percent Responding		Percentages					Max ME	Average Satisfaction		
			1	2	3	4	5				
TOTAL	0	±1	NR	10	18	15	30	±17	3.1	±0.7	
Army	0	±1	NR	NR	NR	NR	NR		2.9	±0.7	
Navy	0	±1	NR	NR	NR	NR	NR		NR		
Marine Corps	0	±1	18	7	36	14	25	±16	3.2	±0.4	
Air Force	0	±1	NR	NR	NR	NR	NR		NR		
Enlisted	0	±1	NR	11	18	NR	29	±16	3.1	±0.7	
E1 – E4	0	±1	NR	11	19	9	NR	±13	3.1	±0.8	
E1 – E3	1	±1	NR	12	21	8	NR	±16	NR		
E4	0	±1	NR	NR	NR	NR	NR		NR		
E5 – E9	0	±1	NR	NR	NR	NR	NR		NR		
E5 – E6	0	±1	NR	NR	NR	NR	NR		NR		
E7 – E9	0	±1	NR	NR	NR	NR	NR		NR		
Officers	0	±1	NR	NR	NR	NR	NR		NR		
O1 – O3	0	±1	NR	NR	NR	NR	NR		NR		
O4 – O6	0	±1	NR	NR	NR	NR	NR		NR		
Deployed Past 12 Months	0	±1	NR	9	NR	NR	NR	±15	NR		
Not Deployed Past 12 Months	0	±1	15	11	23	12	39	±13	3.5	±0.4	
Non-Hispanic White	0	±1	15	6	14	NR	NR	±12	3.7	±0.5	
Total Minority	0	±1	NR	14	NR	7	16	±17	NR		
Non-Hispanic Black	0	±1	NR	NR	NR	2	NR	±8	NR		
Hispanic	0	±1	NR	1	NR	1	NR	±6	NR		
Experienced USC	13	±5	NR	10	18	15	30	±17	3.1	±0.7	
Not Experienced USC	NA		NA	NA	NA	NA	NA		NA		
Experienced SH	2	±1	18	13	21	NR	30	±18	3.3	±0.5	
Not Experienced SH	0	±1	NR	NR	NR	NR	NR		NR		
FEMALES	1	±1	19	14	23	12	32	±11	3.2	±0.4	
Army	1	±1	NR	NR	NR	NR	NR		2.7	±0.6	
Navy	1	±1	13	NR	NR	NR	NR	±16	3.6	±0.6	
Marine Corps	2	±1	14	10	31	20	25	±12	3.3	±0.3	
Air Force	1	±1	NR	NR	NR	NR	NR		4.0	±0.6	
Enlisted	1	±1	18	15	24	11	32	±12	3.2	±0.4	
E1 – E4	2	±1	16	15	23	13	34	±13	3.3	±0.4	
E5 – E9	0	±1	NR	NR	NR	2	NR	±5	2.6	±0.8	
Officers	0	±1	NR	NR	NR	NR	NR		NR		
O1 – O3	1	±1	NR	NR	NR	NR	NR		NR		
O4 – O6	0	±1	NR	NR	NR	NR	NR		NR		
Experienced USC	20	±4	19	14	23	12	32	±11	3.2	±0.4	
Not Experienced USC	NA		NA	NA	NA	NA	NA		NA		
Experienced SH	4	±1	20	16	25	12	27	±13	3.1	±0.4	
Not Experienced SH	0	±1	NR	NR	NR	NR	NR		3.7	±0.8	
Deployed Past 12 Months	1	±1	NR	NR	NR	NR	14	±17	2.5	±0.5	
Not Deployed Past 12 Months	1	±1	14	11	22	13	39	±14	3.5	±0.4	

Note. Percent responding are active duty members who answered the question, who experienced unwanted sexual contact (Q32), who made an unrestricted report or a restricted report that was converted to an unrestricted report to a military authority (Q46/Q47), and who indicated this item was applicable.

NR: Not reportable

NA: Not applicable

48. How satisfied have you been with your treatment by the...

c. Commander handling your report?

	Percent Responding	Percentages					Max ME	Average Satisfaction	
		1	2	3	4	5			
Army Enlisted	2 ±1	NR	NR	NR	NR	NR		2.7 ±0.7	
E1 – E4	2 ±2	NR	NR	NR	NR	NR		2.7 ±0.7	
Army Officers	0 ±1	NR	NR	NR	NR	NR		NR	
Navy Enlisted	2 ±1	NR	NR	NR	NR	NR		3.7 ±0.6	
E1 – E4	2 ±2	NR	NR	NR	NR	NR		3.9 ±0.6	
Navy Officers	1 ±1	NR	NR	NR	NR	NR		NR	
Marine Corps Enlisted	3 ±1	14	10	30	20	25	±12	3.3 ±0.3	
E1 – E4	4 ±1	13	10	31	20	25	±13	3.3 ±0.3	
Marine Corps Officers	0 ±1	NR	NR	NR	NR	NR		NR	
Air Force Enlisted	1 ±1	NR	NR	NR	NR	NR		NR	
E1 – E4	1 ±1	NR	NR	NR	NR	NR		NR	
Air Force Officers	1 ±1	NR	NR	NR	NR	NR		NR	
MALES	0 ±1	NR	NR	NR	NR	NR		NR	
Army	0 ±1	NR	NR	NR	NR	NR		NR	
Navy	0 ±1	NR	NR	NR	NR	NR		NR	
Marine Corps	0 ±1	NR	NR	NR	NR	NR		NR	
Air Force	0 ±1	NR	NR	NR	NR	NR		NR	
Enlisted	0 ±1	NR	NR	NR	NR	NR		NR	
E1 – E4	0 ±1	NR	NR	NR	NR	NR		NR	
E5 – E9	0 ±1	NR	NR	NR	NR	NR		NR	
Officers	NA	NA	NA	NA	NA	NA		NA	
O1 – O3	NA	NA	NA	NA	NA	NA		NA	
O4 – O6	NA	NA	NA	NA	NA	NA		NA	
Experienced USC	7 ±7	NR	NR	NR	NR	NR		NR	
Not Experienced USC	NA	NA	NA	NA	NA	NA		NA	
Experienced SH	1 ±2	NR	NR	NR	NR	NR		NR	
Not Experienced SH	0 ±1	NR	NR	NR	NR	NR		NR	
Deployed Past 12 Months	0 ±1	NR	NR	NR	NR	NR		NR	
Not Deployed Past 12 Months	0 ±1	NR	NR	NR	NR	NR		NR	
Army Enlisted	0 ±1	NR	NR	NR	NR	NR		NR	
E1 – E4	NA	NA	NA	NA	NA	NA		NA	
Army Officers	NA	NA	NA	NA	NA	NA		NA	
Navy Enlisted	0 ±1	NR	NR	NR	NR	NR		NR	
E1 – E4	0 ±1	NR	NR	NR	NR	NR		NR	
Navy Officers	NA	NA	NA	NA	NA	NA		NA	
Marine Corps Enlisted	0 ±1	NR	NR	NR	NR	NR		NR	
E1 – E4	0 ±1	NR	NR	NR	NR	NR		NR	
Marine Corps Officers	NA	NA	NA	NA	NA	NA		NA	
Air Force Enlisted	0 ±1	NR	NR	NR	NR	NR		NR	
E1 – E4	0 ±1	NR	NR	NR	NR	NR		NR	
Air Force Officers	NA	NA	NA	NA	NA	NA		NA	

Note. Percent responding are active duty members who answered the question, who experienced unwanted sexual contact (Q32), who made an unrestricted report or a restricted report that was converted to an unrestricted report to a military authority (Q46/Q47), and who indicated this item was applicable.

NR: Not reportable

NA: Not applicable

48. How satisfied have you been with your treatment by the...
d. Criminal investigator(s) handling your report?

1. Very dissatisfied 2. Dissatisfied 3. Neither satisfied nor dissatisfied
 4. Satisfied 5. Very satisfied

	Percent Responding		Percentages					Max ME	Average Satisfaction		
			1	2	3	4	5				
TOTAL	0	±1	NR	14	18	18	28	±17	3.2	±0.7	
Army	0	±1	NR	NR	NR	NR	NR		3.4	±0.6	
Navy	0	±1	NR	NR	NR	NR	NR		NR		
Marine Corps	0	±1	18	11	33	18	21	±18	3.1	±0.4	
Air Force	0	±1	NR	NR	NR	NR	NR		NR		
Enlisted	0	±1	NR	14	17	19	27	±18	3.2	±0.7	
E1 – E4	0	±1	NR	14	17	14	NR	±12	3.1	±0.8	
E1 – E3	1	±1	NR	17	18	14	23	±18	NR		
E4	0	±1	NR	NR	NR	NR	NR		NR		
E5 – E9	0	±1	NR	NR	NR	NR	NR		NR		
E5 – E6	0	±1	NR	NR	NR	NR	NR		NR		
E7 – E9	0	±1	NR	NR	NR	NR	NR		NR		
Officers	0	±1	NR	NR	NR	NR	NR		NR		
O1 – O3	0	±1	NR	NR	NR	NR	NR		NR		
O4 – O6	0	±1	NR	NR	NR	NR	NR		NR		
Deployed Past 12 Months	0	±1	NR	8	NR	NR	NR	±14	NR		
Not Deployed Past 12 Months	0	±1	10	19	20	16	35	±14	3.5	±0.4	
Non-Hispanic White	0	±1	6	15	11	NR	NR	±13	3.8	±0.4	
Total Minority	0	±1	NR	14	NR	6	16	±17	NR		
Non-Hispanic Black	0	±1	NR	NR	NR	3	NR	±8	NR		
Hispanic	0	±1	NR	1	NR	1	NR	±7	NR		
Experienced USC	12	±5	NR	14	18	18	28	±17	3.2	±0.7	
Not Experienced USC	NA		NA	NA	NA	NA	NA		NA		
Experienced SH	2	±1	13	17	21	NR	NR	±12	3.3	±0.5	
Not Experienced SH	0	±1	NR	NR	NR	NR	NR		NR		
FEMALES	1	±1	13	20	22	16	29	±12	3.3	±0.4	
Army	1	±1	NR	NR	NR	NR	NR		3.2	±0.7	
Navy	1	±1	NR	NR	NR	NR	NR		3.4	±0.6	
Marine Corps	2	±1	23	14	24	22	17	±11	3.0	±0.3	
Air Force	1	±1	NR	NR	NR	NR	NR		3.5	±0.7	
Enlisted	1	±1	13	20	21	17	29	±13	3.3	±0.4	
E1 – E4	2	±1	12	19	20	19	31	±14	3.4	±0.4	
E5 – E9	0	±1	NR	NR	NR	2	NR	±5	NR		
Officers	0	±1	NR	NR	NR	NR	NR		NR		
O1 – O3	1	±1	NR	NR	NR	NR	NR		NR		
O4 – O6	0	±1	NR	NR	NR	NR	NR		NR		
Experienced USC	19	±4	13	20	22	16	29	±12	3.3	±0.4	
Not Experienced USC	NA		NA	NA	NA	NA	NA		NA		
Experienced SH	4	±1	16	21	24	16	23	±14	3.1	±0.4	
Not Experienced SH	0	±1	1	NR	NR	NR	NR	±3	4.0	±0.6	
Deployed Past 12 Months	1	±1	NR	NR	NR	NR	NR		2.9	±0.6	
Not Deployed Past 12 Months	1	±1	10	20	19	17	34	±14	3.4	±0.4	

Note. Percent responding are active duty members who answered the question, who experienced unwanted sexual contact (Q32), who made an unrestricted report or a restricted report that was converted to an unrestricted report to a military authority (Q46/Q47), and who indicated this item was applicable.
 NR: Not reportable NA: Not applicable

48. How satisfied have you been with your treatment by the...

d. Criminal investigator(s) handling your report?

	Percent Responding	Percentages					Max ME	Average Satisfaction	
		1	2	3	4	5			
Army Enlisted	1 ±1	NR	NR	NR	NR	NR		3.3 ±0.7	
E1 – E4	2 ±1	NR	NR	NR	NR	NR		3.5 ±0.8	
Army Officers	0 ±1	NR	NR	NR	NR	NR		NR	
Navy Enlisted	2 ±1	NR	NR	NR	NR	NR		3.4 ±0.6	
E1 – E4	2 ±2	NR	NR	NR	NR	NR		3.4 ±0.6	
Navy Officers	1 ±1	NR	NR	NR	NR	NR		NR	
Marine Corps Enlisted	3 ±1	23	14	23	23	17	±11	3.0 ±0.3	
E1 – E4	4 ±1	20	15	25	23	17	±12	3.0 ±0.4	
Marine Corps Officers	0 ±1	NR	NR	NR	NR	NR		NR	
Air Force Enlisted	1 ±1	NR	NR	NR	NR	NR		3.5 ±0.8	
E1 – E4	1 ±1	NR	NR	NR	NR	NR		NR	
Air Force Officers	1 ±1	NR	NR	NR	NR	NR		NR	
MALES	0 ±1	NR	NR	NR	NR	NR		NR	
Army	0 ±1	NR	NR	NR	NR	NR		NR	
Navy	0 ±1	NR	NR	NR	NR	NR		NR	
Marine Corps	0 ±1	NR	NR	NR	NR	NR		NR	
Air Force	0 ±1	NR	NR	NR	NR	NR		NR	
Enlisted	0 ±1	NR	NR	NR	NR	NR		NR	
E1 – E4	0 ±1	NR	NR	NR	NR	NR		NR	
E5 – E9	0 ±1	NR	NR	NR	NR	NR		NR	
Officers	NA	NA	NA	NA	NA	NA		NA	
O1 – O3	NA	NA	NA	NA	NA	NA		NA	
O4 – O6	NA	NA	NA	NA	NA	NA		NA	
Experienced USC	6 ±7	NR	NR	NR	NR	NR		NR	
Not Experienced USC	NA	NA	NA	NA	NA	NA		NA	
Experienced SH	1 ±2	NR	NR	NR	NR	NR		NR	
Not Experienced SH	0 ±1	NR	NR	NR	NR	NR		NR	
Deployed Past 12 Months	0 ±1	NR	NR	NR	NR	NR		NR	
Not Deployed Past 12 Months	0 ±1	NR	NR	NR	NR	NR		NR	
Army Enlisted	0 ±1	NR	NR	NR	NR	NR		NR	
E1 – E4	NA	NA	NA	NA	NA	NA		NA	
Army Officers	NA	NA	NA	NA	NA	NA		NA	
Navy Enlisted	0 ±1	NR	NR	NR	NR	NR		NR	
E1 – E4	0 ±1	NR	NR	NR	NR	NR		NR	
Navy Officers	NA	NA	NA	NA	NA	NA		NA	
Marine Corps Enlisted	0 ±1	NR	NR	NR	NR	NR		NR	
E1 – E4	0 ±1	NR	NR	NR	NR	NR		NR	
Marine Corps Officers	NA	NA	NA	NA	NA	NA		NA	
Air Force Enlisted	0 ±1	NR	NR	NR	NR	NR		NR	
E1 – E4	0 ±1	NR	NR	NR	NR	NR		NR	
Air Force Officers	NA	NA	NA	NA	NA	NA		NA	

Note. Percent responding are active duty members who answered the question, who experienced unwanted sexual contact (Q32), who made an unrestricted report or a restricted report that was converted to an unrestricted report to a military authority (Q46/Q47), and who indicated this item was applicable.

NR: Not reportable

NA: Not applicable

48. How satisfied have you been with your treatment by the...**e. Trial Defense Office personnel?**1. Very dissatisfied
4. Satisfied2. Dissatisfied
5. Very satisfied

3. Neither satisfied nor dissatisfied

	Percent Responding		Percentages					Max ME	Average Satisfaction		
			1	2	3	4	5				
TOTAL	0	±1	NR	8	28	NR	NR	±17	2.9	±0.8	
Army	0	±1	NR	NR	NR	NR	NR		3.3	±0.7	
Navy	0	±1	NR	NR	NR	NR	NR		NR		
Marine Corps	0	±1	16	4	NR	8	NR	±12	3.1	±0.5	
Air Force	0	±1	NR	NR	NR	NR	NR		NR		
Enlisted	0	±1	NR	7	28	NR	NR	±17	NR		
E1 – E4	0	±1	NR	8	28	7	NR	±18	NR		
E1 – E3	1	±1	NR	10	NR	7	NR	±15	NR		
E4	0	±1	NR	1	NR	NR	NR	±5	NR		
E5 – E9	0	±1	NR	NR	NR	NR	NR		NR		
E5 – E6	0	±1	NR	NR	NR	NR	NR		NR		
E7 – E9	0	±1	NR	NR	NR	NR	NR		NR		
Officers	0	±1	NR	NR	NR	NR	NR		NR		
O1 – O3	0	±1	NR	NR	NR	NR	NR		NR		
O4 – O6	NA		NA	NA	NA	NA	NA		NA		
Deployed Past 12 Months	0	±1	NR	NR	NR	NR	NR		NR		
Not Deployed Past 12 Months	0	±1	17	13	36	9	24	±17	3.1	±0.5	
Non-Hispanic White	0	±1	13	5	NR	NR	NR	±15	3.6	±0.6	
Total Minority	0	±1	NR	NR	NR	7	3	±14	NR		
Non-Hispanic Black	0	±1	NR	NR	NR	NR	NR		NR		
Hispanic	0	±1	NR	NR	NR	NR	NR		NR		
Experienced USC	9	±4	NR	8	28	NR	NR	±17	2.9	±0.8	
Not Experienced USC	NA		NA	NA	NA	NA	NA		NA		
Experienced SH	2	±1	15	12	NR	NR	NR	±13	3.2	±0.6	
Not Experienced SH	0	±1	NR	NR	NR	NR	NR		NR		
FEMALES	1	±1	20	12	40	10	18	±14	2.9	±0.4	
Army	1	±1	NR	NR	NR	NR	NR		3.0	±0.8	
Navy	1	±1	NR	NR	NR	NR	NR		3.0	±0.6	
Marine Corps	2	±1	23	6	44	11	16	±14	2.9	±0.4	
Air Force	0	±1	NR	NR	NR	NR	NR		NR		
Enlisted	1	±1	21	11	40	10	17	±15	2.9	±0.4	
E1 – E4	2	±1	22	12	37	11	18	±16	2.9	±0.4	
E5 – E9	0	±1	NR	NR	NR	NR	NR		3.1	±0.2	
Officers	0	±1	NR	NR	NR	NR	NR		NR		
O1 – O3	0	±1	NR	NR	NR	NR	NR		NR		
O4 – O6	NA		NA	NA	NA	NA	NA		NA		
Experienced USC	13	±4	20	12	40	10	18	±14	2.9	±0.4	
Not Experienced USC	NA		NA	NA	NA	NA	NA		NA		
Experienced SH	3	±1	20	16	43	11	NR	±16	2.8	±0.4	
Not Experienced SH	0	±1	NR	NR	NR	NR	NR		NR		
Deployed Past 12 Months	1	±1	NR	NR	NR	NR	1	±6	2.5	±0.6	
Not Deployed Past 12 Months	1	±1	18	14	35	10	23	±17	3.1	±0.5	





Note. Percent responding are active duty members who answered the question, who experienced unwanted sexual contact (Q32), who made an unrestricted report or a restricted report that was converted to an unrestricted report to a military authority (Q46/Q47), and who indicated this item was applicable.

NR: Not reportable

NA: Not applicable

48. How satisfied have you been with your treatment by the...

e. Trial Defense Office personnel?

	Percent Responding	Percentages					Max ME	Average Satisfaction		
		1	2	3	4	5				
Army Enlisted	1 ±1	NR	NR	NR	NR	NR		NR		
E1 – E4	1 ±1	NR	NR	NR	NR	NR		NR		
Army Officers	0 ±1	NR	NR	NR	NR	NR		NR		
Navy Enlisted	1 ±1	NR	NR	NR	NR	NR		2.9 ±0.6		
E1 – E4	2 ±2	NR	NR	NR	NR	NR		2.9 ±0.7		
Navy Officers	0 ±1	NR	NR	NR	NR	NR		NR		
Marine Corps Enlisted	2 ±1	23	6	44	11	16	±14	2.9 ±0.4		
E1 – E4	2 ±1	23	6	46	11	14	±14	2.9 ±0.4		
Marine Corps Officers	NA	NA	NA	NA	NA	NA		NA		
Air Force Enlisted	0 ±1	NR	NR	NR	NR	NR		NR		
E1 – E4	1 ±1	NR	NR	NR	NR	NR		NR		
Air Force Officers	0 ±1	NR	NR	NR	NR	NR		NR		
MALES	0 ±1	NR	NR	NR	NR	NR		NR		
Army	0 ±1	NR	NR	NR	NR	NR		NR		
Navy	0 ±1	NR	NR	NR	NR	NR		NR		
Marine Corps	0 ±1	NR	NR	NR	NR	NR		NR		
Air Force	0 ±1	NR	NR	NR	NR	NR		NR		
Enlisted	0 ±1	NR	NR	NR	NR	NR		NR		
E1 – E4	0 ±1	NR	NR	NR	NR	NR		NR		
E5 – E9	0 ±1	NR	NR	NR	NR	NR		NR		
Officers	NA	NA	NA	NA	NA	NA		NA		
O1 – O3	NA	NA	NA	NA	NA	NA		NA		
O4 – O6	NA	NA	NA	NA	NA	NA		NA		
Experienced USC	6 ±7	NR	NR	NR	NR	NR		NR		
Not Experienced USC	NA	NA	NA	NA	NA	NA		NA		
Experienced SH	1 ±2	NR	NR	NR	NR	NR		NR		
Not Experienced SH	0 ±1	NR	NR	NR	NR	NR		NR		
Deployed Past 12 Months	0 ±1	NR	NR	NR	NR	NR		NR		
Not Deployed Past 12 Months	0 ±1	NR	NR	NR	NR	NR		NR		
Army Enlisted	0 ±1	NR	NR	NR	NR	NR		NR		
E1 – E4	NA	NA	NA	NA	NA	NA		NA		
Army Officers	NA	NA	NA	NA	NA	NA		NA		
Navy Enlisted	0 ±1	NR	NR	NR	NR	NR		NR		
E1 – E4	0 ±1	NR	NR	NR	NR	NR		NR		
Navy Officers	NA	NA	NA	NA	NA	NA		NA		
Marine Corps Enlisted	0 ±1	NR	NR	NR	NR	NR		NR		
E1 – E4	0 ±1	NR	NR	NR	NR	NR		NR		
Marine Corps Officers	NA	NA	NA	NA	NA	NA		NA		
Air Force Enlisted	0 ±1	NR	NR	NR	NR	NR		NR		
E1 – E4	0 ±1	NR	NR	NR	NR	NR		NR		
Air Force Officers	NA	NA	NA	NA	NA	NA		NA		

Note. Percent responding are active duty members who answered the question, who experienced unwanted sexual contact (Q32), who made an unrestricted report or a restricted report that was converted to an unrestricted report to a military authority (Q46/Q47), and who indicated this item was applicable.

NR: Not reportable

NA: Not applicable

48. How satisfied have you been with your treatment by the...

f. Legal Office personnel (prosecution)?

	Percent Responding	Percentages					Max ME	Average Satisfaction	
		1	2	3	4	5			
Army Enlisted	1 ±1	NR	NR	NR	NR	NR		3.2 ±0.8	
E1 – E4	2 ±1	NR	NR	NR	NR	NR		NR	
Army Officers	0 ±1	NR	NR	NR	NR	NR		NR	
Navy Enlisted	1 ±1	NR	NR	NR	NR	NR		3.0 ±0.6	
E1 – E4	2 ±2	NR	NR	NR	NR	NR		2.9 ±0.7	
Navy Officers	0 ±1	NR	NR	NR	NR	NR		NR	
Marine Corps Enlisted	2 ±1	17	10	30	16	27	±14	3.3 ±0.4	
E1 – E4	2 ±1	17	11	31	13	28	±15	3.2 ±0.4	
Marine Corps Officers	NA	NA	NA	NA	NA	NA		NA	
Air Force Enlisted	0 ±1	NR	NR	NR	NR	NR		NR	
E1 – E4	1 ±1	NR	NR	NR	NR	NR		NR	
Air Force Officers	0 ±1	NR	NR	NR	NR	NR		NR	
MALES	0 ±1	NR	NR	NR	NR	NR		NR	
Army	0 ±1	NR	NR	NR	NR	NR		NR	
Navy	0 ±1	NR	NR	NR	NR	NR		NR	
Marine Corps	0 ±1	NR	NR	NR	NR	NR		NR	
Air Force	0 ±1	NR	NR	NR	NR	NR		NR	
Enlisted	0 ±1	NR	NR	NR	NR	NR		NR	
E1 – E4	0 ±1	NR	NR	NR	NR	NR		NR	
E5 – E9	0 ±1	NR	NR	NR	NR	NR		NR	
Officers	NA	NA	NA	NA	NA	NA		NA	
O1 – O3	NA	NA	NA	NA	NA	NA		NA	
O4 – O6	NA	NA	NA	NA	NA	NA		NA	
Experienced USC	7 ±7	NR	NR	NR	NR	NR		NR	
Not Experienced USC	NA	NA	NA	NA	NA	NA		NA	
Experienced SH	1 ±2	NR	NR	NR	NR	NR		NR	
Not Experienced SH	0 ±1	NR	NR	NR	NR	NR		NR	
Deployed Past 12 Months	0 ±1	NR	NR	NR	NR	NR		NR	
Not Deployed Past 12 Months	0 ±1	NR	NR	NR	NR	NR		NR	
Army Enlisted	0 ±1	NR	NR	NR	NR	NR		NR	
E1 – E4	NA	NA	NA	NA	NA	NA		NA	
Army Officers	NA	NA	NA	NA	NA	NA		NA	
Navy Enlisted	0 ±1	NR	NR	NR	NR	NR		NR	
E1 – E4	0 ±1	NR	NR	NR	NR	NR		NR	
Navy Officers	NA	NA	NA	NA	NA	NA		NA	
Marine Corps Enlisted	0 ±1	NR	NR	NR	NR	NR		NR	
E1 – E4	0 ±1	NR	NR	NR	NR	NR		NR	
Marine Corps Officers	NA	NA	NA	NA	NA	NA		NA	
Air Force Enlisted	0 ±1	NR	NR	NR	NR	NR		NR	
E1 – E4	0 ±1	NR	NR	NR	NR	NR		NR	
Air Force Officers	NA	NA	NA	NA	NA	NA		NA	

Note. Percent responding are active duty members who answered the question, who experienced unwanted sexual contact (Q32), who made an unrestricted report or a restricted report that was converted to an unrestricted report to a military authority (Q46/Q47), and who indicated this item was applicable.

NR: Not reportable

NA: Not applicable

48. How satisfied have you been with your treatment by the...

g. Legal assistance (not prosecution)?

1. Very dissatisfied 2. Dissatisfied 3. Neither satisfied nor dissatisfied
4. Satisfied 5. Very satisfied

	Percent Responding		Percentages					Max ME	Average Satisfaction		
			1	2	3	4	5				
TOTAL	0	±1	NR	12	29	NR	NR	±17	NR		
Army	0	±1	NR	NR	NR	NR	NR		NR		
Navy	0	±1	NR	NR	NR	NR	NR		NR		
Marine Corps	0	±1	13	5	NR	7	NR	±15	3.2	±0.5	
Air Force	0	±1	NR	NR	NR	NR	NR		NR		
Enlisted	0	±1	NR	12	28	NR	NR	±17	NR		
E1 – E4	0	±1	NR	14	NR	5	NR	±14	NR		
E1 – E3	1	±1	NR	14	NR	6	NR	±17	NR		
E4	0	±1	NR	NR	NR	NR	NR		NR		
E5 – E9	0	±1	NR	NR	NR	NR	2	±7	NR		
E5 – E6	0	±1	NR	NR	NR	NR	NR		NR		
E7 – E9	0	±1	NR	NR	NR	NR	NR		NR		
Officers	0	±1	NR	NR	NR	NR	NR		NR		
O1 – O3	0	±1	NR	NR	NR	NR	NR		NR		
O4 – O6	NA		NA	NA	NA	NA	NA		NA		
Deployed Past 12 Months	0	±1	NR	NR	NR	NR	NR		NR		
Not Deployed Past 12 Months	0	±1	10	10	48	8	25	±16	3.3	±0.4	
Non-Hispanic White	0	±1	4	8	NR	NR	NR	±12	3.7	±0.5	
Total Minority	0	±1	NR	NR	NR	NR	8	±13	NR		
Non-Hispanic Black	0	±1	NR	NR	NR	NR	NR		NR		
Hispanic	0	±1	NR	NR	NR	NR	NR		NR		
Experienced USC	9	±4	NR	12	29	NR	NR	±17	NR		
Not Experienced USC	NA		NA	NA	NA	NA	NA		NA		
Experienced SH	2	±1	7	16	35	NR	NR	±18	3.3	±0.5	
Not Experienced SH	0	±1	NR	NR	NR	NR	NR		NR		
FEMALES	1	±1	10	20	43	9	19	±14	3.1	±0.4	
Army	1	±1	NR	NR	NR	NR	NR		NR		
Navy	1	±1	NR	NR	NR	NR	NR		3.0	±0.6	
Marine Corps	2	±1	12	7	49	10	22	±13	3.2	±0.4	
Air Force	0	±1	NR	NR	NR	NR	NR		NR		
Enlisted	1	±1	11	19	42	9	18	±15	3.0	±0.4	
E1 – E4	1	±1	12	21	40	8	19	±16	3.0	±0.4	
E5 – E9	0	±1	NR	NR	NR	NR	NR		NR		
Officers	0	±1	NR	NR	NR	NR	NR		NR		
O1 – O3	0	±1	NR	NR	NR	NR	NR		NR		
O4 – O6	NA		NA	NA	NA	NA	NA		NA		
Experienced USC	13	±4	10	20	43	9	19	±14	3.1	±0.4	
Not Experienced USC	NA		NA	NA	NA	NA	NA		NA		
Experienced SH	3	±1	9	21	45	10	15	±16	3.0	±0.4	
Not Experienced SH	0	±1	NR	NR	NR	NR	NR		NR		
Deployed Past 12 Months	1	±1	NR	NR	NR	NR	4	±7	2.4	±0.5	
Not Deployed Past 12 Months	1	±1	10	11	NR	9	23	±16	3.2	±0.4	

Note. Percent responding are active duty members who answered the question, who experienced unwanted sexual contact (Q32), who made an unrestricted report or a restricted report that was converted to an unrestricted report to a military authority (Q46/Q47), and who indicated this item was applicable.
NR: Not reportable NA: Not applicable

48. How satisfied have you been with your treatment by the...

g. Legal assistance (not prosecution)?

	Percent Responding	Percentages					Max ME	Average Satisfaction		
		1	2	3	4	5				
Army Enlisted	1 ±1	NR	NR	NR	NR	NR		NR		
E1 – E4	1 ±1	NR	NR	NR	NR	NR		NR		
Army Officers	0 ±1	NR	NR	NR	NR	NR		NR		
Navy Enlisted	1 ±1	NR	NR	NR	NR	NR		3.0	±0.6	
E1 – E4	2 ±1	NR	NR	NR	NR	NR		NR		
Navy Officers	0 ±1	NR	NR	NR	NR	NR		NR		
Marine Corps Enlisted	2 ±1	12	7	49	10	22	±13	3.2	±0.4	
E1 – E4	3 ±1	12	8	49	10	21	±15	3.2	±0.4	
Marine Corps Officers	NA	NA	NA	NA	NA	NA		NA		
Air Force Enlisted	0 ±1	NR	NR	NR	NR	NR		NR		
E1 – E4	1 ±1	NR	NR	NR	NR	NR		NR		
Air Force Officers	0 ±1	NR	NR	NR	NR	NR		NR		
MALES	0 ±1	NR	NR	NR	NR	NR		NR		
Army	0 ±1	NR	NR	NR	NR	NR		NR		
Navy	0 ±1	NR	NR	NR	NR	NR		NR		
Marine Corps	0 ±1	NR	NR	NR	NR	NR		NR		
Air Force	0 ±1	NR	NR	NR	NR	NR		NR		
Enlisted	0 ±1	NR	NR	NR	NR	NR		NR		
E1 – E4	0 ±1	NR	NR	NR	NR	NR		NR		
E5 – E9	0 ±1	NR	NR	NR	NR	NR		NR		
Officers	NA	NA	NA	NA	NA	NA		NA		
O1 – O3	NA	NA	NA	NA	NA	NA		NA		
O4 – O6	NA	NA	NA	NA	NA	NA		NA		
Experienced USC	7 ±7	NR	NR	NR	NR	NR		NR		
Not Experienced USC	NA	NA	NA	NA	NA	NA		NA		
Experienced SH	1 ±2	NR	NR	NR	NR	NR		NR		
Not Experienced SH	0 ±1	NR	NR	NR	NR	NR		NR		
Deployed Past 12 Months	0 ±1	NR	NR	NR	NR	NR		NR		
Not Deployed Past 12 Months	0 ±1	NR	NR	NR	NR	NR		NR		
Army Enlisted	0 ±1	NR	NR	NR	NR	NR		NR		
E1 – E4	NA	NA	NA	NA	NA	NA		NA		
Army Officers	NA	NA	NA	NA	NA	NA		NA		
Navy Enlisted	0 ±1	NR	NR	NR	NR	NR		NR		
E1 – E4	0 ±1	NR	NR	NR	NR	NR		NR		
Navy Officers	NA	NA	NA	NA	NA	NA		NA		
Marine Corps Enlisted	0 ±1	NR	NR	NR	NR	NR		NR		
E1 – E4	0 ±1	NR	NR	NR	NR	NR		NR		
Marine Corps Officers	NA	NA	NA	NA	NA	NA		NA		
Air Force Enlisted	0 ±1	NR	NR	NR	NR	NR		NR		
E1 – E4	0 ±1	NR	NR	NR	NR	NR		NR		
Air Force Officers	NA	NA	NA	NA	NA	NA		NA		

Note. Percent responding are active duty members who answered the question, who experienced unwanted sexual contact (Q32), who made an unrestricted report or a restricted report that was converted to an unrestricted report to a military authority (Q46/Q47), and who indicated this item was applicable.

NR: Not reportable

NA: Not applicable

48. How satisfied have you been with your treatment by the...**h. Medical personnel?**

1. Very dissatisfied
4. Satisfied

2. Dissatisfied
5. Very satisfied

3. Neither satisfied nor dissatisfied

	Percent Responding		Percentages					Max ME	Average Satisfaction		
			1	2	3	4	5				
TOTAL	0	±1	NR	6	19	NR	NR	±13	NR		
Army	0	±1	NR	NR	NR	NR	NR		3.6	±0.6	
Navy	0	±1	NR	NR	NR	NR	NR		NR		
Marine Corps	0	±1	2	8	NR	19	NR	±13	3.6	±0.4	
Air Force	0	±1	NR	NR	NR	NR	NR		NR		
Enlisted	0	±1	NR	6	19	NR	NR	±13	NR		
E1 – E4	0	±1	NR	8	20	15	NR	±15	NR		
E1 – E3	1	±1	NR	10	NR	17	NR	±17	NR		
E4	0	±1	NR	NR	NR	NR	NR		NR		
E5 – E9	0	±1	NR	NR	NR	NR	NR		NR		
E5 – E6	0	±1	NR	NR	NR	NR	NR		NR		
E7 – E9	0	±1	NR	NR	NR	NR	NR		NR		
Officers	0	±1	NR	NR	NR	NR	NR		NR		
O1 – O3	0	±1	NR	NR	NR	NR	NR		NR		
O4 – O6	0	±1	NR	NR	NR	NR	NR		NR		
Deployed Past 12 Months	0	±1	NR	NR	NR	NR	NR		NR		
Not Deployed Past 12 Months	0	±1	7	12	23	25	34	±15	3.7	±0.4	
Non-Hispanic White	0	±1	NR	3	16	NR	NR	±14	4.0	±0.4	
Total Minority	0	±1	NR	NR	NR	9	NR	±15	NR		
Non-Hispanic Black	0	±1	NR	NR	NR	NR	NR		NR		
Hispanic	0	±1	NR	NR	NR	NR	NR		NR		
Experienced USC	10	±5	NR	6	19	NR	NR	±13	NR		
Not Experienced USC	NA		NA	NA	NA	NA	NA		NA		
Experienced SH	2	±1	6	9	22	NR	NR	±14	3.8	±0.4	
Not Experienced SH	0	±1	NR	NR	NR	NR	NR		NR		
FEMALES	1	±1	9	9	26	22	34	±14	3.6	±0.4	
Army	1	±1	NR	NR	NR	NR	NR		NR		
Navy	1	±1	NR	NR	NR	NR	NR		3.6	±0.6	
Marine Corps	2	±1	3	10	36	25	26	±13	3.6	±0.3	
Air Force	0	±1	NR	NR	NR	NR	NR		NR		
Enlisted	1	±1	9	10	26	22	33	±14	3.6	±0.4	
E1 – E4	2	±1	7	11	25	22	35	±16	3.7	±0.4	
E5 – E9	0	±1	NR	NR	NR	NR	NR		NR		
Officers	0	±1	NR	NR	NR	NR	NR		NR		
O1 – O3	0	±1	NR	NR	NR	NR	NR		NR		
O4 – O6	0	±1	NR	NR	NR	NR	NR		NR		
Experienced USC	14	±4	9	9	26	22	34	±14	3.6	±0.4	
Not Experienced USC	NA		NA	NA	NA	NA	NA		NA		
Experienced SH	3	±1	8	12	27	19	33	±16	3.6	±0.4	
Not Experienced SH	0	±1	NR	NR	NR	NR	NR		NR		
Deployed Past 12 Months	1	±1	NR	NR	NR	NR	NR		3.6	±0.7	
Not Deployed Past 12 Months	1	±1	7	12	22	26	33	±16	3.7	±0.4	

Note. Percent responding are active duty members who answered the question, who experienced unwanted sexual contact (Q32), who made an unrestricted report or a restricted report that was converted to an unrestricted report to a military authority (Q46/Q47), and who indicated this item was applicable.

NR: Not reportable

NA: Not applicable

48. How satisfied have you been with your treatment by the...
h. Medical personnel?

	Percent Responding	Percentages					Max ME	Average Satisfaction		
		1	2	3	4	5				
Army Enlisted	1 ±1	NR	NR	NR	NR	NR		NR		
E1 – E4	1 ±1	NR	NR	NR	NR	NR		NR		
Army Officers	0 ±1	NR	NR	NR	NR	NR		NR		
Navy Enlisted	1 ±1	NR	NR	NR	NR	NR		3.6 ±0.6		
E1 – E4	2 ±2	NR	NR	NR	NR	NR		3.7 ±0.6		
Navy Officers	0 ±1	NR	NR	NR	NR	NR		NR		
Marine Corps Enlisted	2 ±1	3	10	36	25	25	±13	3.6 ±0.3		
E1 – E4	3 ±1	2	11	39	26	22	±14	3.5 ±0.3		
Marine Corps Officers	0 ±1	NR	NR	NR	NR	NR		NR		
Air Force Enlisted	0 ±1	NR	NR	NR	NR	NR		NR		
E1 – E4	1 ±1	NR	NR	NR	NR	NR		NR		
Air Force Officers	0 ±1	NR	NR	NR	NR	NR		NR		
MALES	0 ±1	NR	NR	NR	NR	NR		NR		
Army	0 ±1	NR	NR	NR	NR	NR		NR		
Navy	0 ±1	NR	NR	NR	NR	NR		NR		
Marine Corps	0 ±1	NR	NR	NR	NR	NR		NR		
Air Force	0 ±1	NR	NR	NR	NR	NR		NR		
Enlisted	0 ±1	NR	NR	NR	NR	NR		NR		
E1 – E4	0 ±1	NR	NR	NR	NR	NR		NR		
E5 – E9	0 ±1	NR	NR	NR	NR	NR		NR		
Officers	NA	NA	NA	NA	NA	NA		NA		
O1 – O3	NA	NA	NA	NA	NA	NA		NA		
O4 – O6	NA	NA	NA	NA	NA	NA		NA		
Experienced USC	6 ±7	NR	NR	NR	NR	NR		NR		
Not Experienced USC	NA	NA	NA	NA	NA	NA		NA		
Experienced SH	1 ±2	NR	NR	NR	NR	NR		NR		
Not Experienced SH	0 ±1	NR	NR	NR	NR	NR		NR		
Deployed Past 12 Months	0 ±1	NR	NR	NR	NR	NR		NR		
Not Deployed Past 12 Months	0 ±1	NR	NR	NR	NR	NR		NR		
Army Enlisted	0 ±1	NR	NR	NR	NR	NR		NR		
E1 – E4	NA	NA	NA	NA	NA	NA		NA		
Army Officers	NA	NA	NA	NA	NA	NA		NA		
Navy Enlisted	0 ±1	NR	NR	NR	NR	NR		NR		
E1 – E4	0 ±1	NR	NR	NR	NR	NR		NR		
Navy Officers	NA	NA	NA	NA	NA	NA		NA		
Marine Corps Enlisted	0 ±1	NR	NR	NR	NR	NR		NR		
E1 – E4	0 ±1	NR	NR	NR	NR	NR		NR		
Marine Corps Officers	NA	NA	NA	NA	NA	NA		NA		
Air Force Enlisted	0 ±1	NR	NR	NR	NR	NR		NR		
E1 – E4	0 ±1	NR	NR	NR	NR	NR		NR		
Air Force Officers	NA	NA	NA	NA	NA	NA		NA		

Note. Percent responding are active duty members who answered the question, who experienced unwanted sexual contact (Q32), who made an unrestricted report or a restricted report that was converted to an unrestricted report to a military authority (Q46/Q47), and who indicated this item was applicable.

NR: Not reportable

NA: Not applicable

48. How satisfied have you been with your treatment by the...**i. Chaplain?**1. Very dissatisfied
4. Satisfied2. Dissatisfied
5. Very satisfied

3. Neither satisfied nor dissatisfied

	Percent Responding		Percentages					Max ME	Average Satisfaction		
			1	2	3	4	5				
TOTAL	0	±1	NR	1	26	NR	NR	±17	NR		
Army	0	±1	NR	NR	NR	NR	NR		3.6	±0.6	
Navy	0	±1	NR	NR	NR	NR	NR		NR		
Marine Corps	0	±1	2	2	NR	17	NR	±14	3.8	±0.4	
Air Force	0	±1	NR	NR	NR	NR	NR		NR		
Enlisted	0	±1	NR	1	26	NR	NR	±18	NR		
E1 – E4	0	±1	NR	0	NR	11	NR	±13	NR		
E1 – E3	0	±1	NR	0	NR	14	NR	±17	NR		
E4	0	±1	NR	NR	NR	2	NR	±7	NR		
E5 – E9	0	±1	1	NR	NR	NR	NR	±6	NR		
E5 – E6	0	±1	NR	NR	NR	NR	NR		NR		
E7 – E9	0	±1	NR	NR	NR	NR	NR		NR		
Officers	0	±1	NR	NR	NR	NR	NR		NR		
O1 – O3	0	±1	NR	NR	NR	NR	NR		NR		
O4 – O6	NA		NA	NA	NA	NA	NA		NA		
Deployed Past 12 Months	0	±1	NR	NR	NR	NR	NR		NR		
Not Deployed Past 12 Months	0	±1	NR	1	NR	15	37	±17	3.8	±0.4	
Non-Hispanic White	0	±1	NR	3	NR	NR	NR	±10	4.0	±0.5	
Total Minority	0	±1	NR	NR	NR	NR	NR		NR		
Non-Hispanic Black	0	±1	NR	NR	NR	NR	NR		NR		
Hispanic	0	±1	NR	NR	NR	NR	NR		NR		
Experienced USC	9	±4	NR	1	26	NR	NR	±17	NR		
Not Experienced USC	NA		NA	NA	NA	NA	NA		NA		
Experienced SH	2	±1	4	2	29	NR	NR	±18	3.9	±0.4	
Not Experienced SH	0	±1	NR	NR	NR	NR	NR		NR		
FEMALES	1	±1	7	2	39	17	35	±15	3.7	±0.4	
Army	1	±1	NR	NR	NR	NR	NR		NR		
Navy	1	±1	NR	NR	NR	NR	NR		3.9	±0.6	
Marine Corps	1	±1	4	4	31	25	36	±15	3.9	±0.3	
Air Force	0	±1	NR	NR	NR	NR	NR		NR		
Enlisted	1	±1	8	2	39	16	34	±16	3.7	±0.4	
E1 – E4	1	±1	8	0	37	18	36	±17	3.7	±0.4	
E5 – E9	0	±1	NR	NR	NR	NR	NR		NR		
Officers	0	±1	NR	NR	NR	NR	NR		NR		
O1 – O3	0	±1	NR	NR	NR	NR	NR		NR		
O4 – O6	NA		NA	NA	NA	NA	NA		NA		
Experienced USC	11	±4	7	2	39	17	35	±15	3.7	±0.4	
Not Experienced USC	NA		NA	NA	NA	NA	NA		NA		
Experienced SH	2	±1	5	3	38	20	34	±17	3.7	±0.4	
Not Experienced SH	0	±1	NR	NR	NR	NR	NR		NR		
Deployed Past 12 Months	1	±1	NR	NR	NR	NR	NR		NR		
Not Deployed Past 12 Months	1	±1	NR	1	NR	16	NR	±16	3.7	±0.4	

Note. Percent responding are active duty members who answered the question, who experienced unwanted sexual contact (Q32), who made an unrestricted report or a restricted report that was converted to an unrestricted report to a military authority (Q46/Q47), and who indicated this item was applicable.

NR: Not reportable

NA: Not applicable

48. How satisfied have you been with your treatment by the...

i. Chaplain?

	Percent Responding	Percentages					Max ME	Average Satisfaction		
		1	2	3	4	5				
Army Enlisted	1 ±1	NR	NR	NR	NR	NR		NR		
E1 – E4	1 ±1	NR	NR	NR	NR	NR		NR		
Army Officers	0 ±1	NR	NR	NR	NR	NR		NR		
Navy Enlisted	1 ±1	NR	NR	NR	NR	NR		3.9 ±0.6		
E1 – E4	2 ±1	NR	NR	NR	NR	NR		3.9 ±0.6		
Navy Officers	0 ±1	NR	NR	NR	NR	NR		NR		
Marine Corps Enlisted	2 ±1	4	4	31	25	36	±15	3.9 ±0.3		
E1 – E4	2 ±1	NR	NR	33	28	35	±16	3.9 ±0.3		
Marine Corps Officers	NA	NA	NA	NA	NA	NA		NA		
Air Force Enlisted	0 ±1	NR	NR	NR	NR	NR		NR		
E1 – E4	1 ±1	NR	NR	NR	NR	NR		NR		
Air Force Officers	0 ±1	NR	NR	NR	NR	NR		NR		
MALES	0 ±1	NR	NR	NR	NR	NR		NR		
Army	0 ±1	NR	NR	NR	NR	NR		NR		
Navy	0 ±1	NR	NR	NR	NR	NR		NR		
Marine Corps	0 ±1	NR	NR	NR	NR	NR		NR		
Air Force	0 ±1	NR	NR	NR	NR	NR		NR		
Enlisted	0 ±1	NR	NR	NR	NR	NR		NR		
E1 – E4	0 ±1	NR	NR	NR	NR	NR		NR		
E5 – E9	0 ±1	NR	NR	NR	NR	NR		NR		
Officers	NA	NA	NA	NA	NA	NA		NA		
O1 – O3	NA	NA	NA	NA	NA	NA		NA		
O4 – O6	NA	NA	NA	NA	NA	NA		NA		
Experienced USC	6 ±7	NR	NR	NR	NR	NR		NR		
Not Experienced USC	NA	NA	NA	NA	NA	NA		NA		
Experienced SH	1 ±2	NR	NR	NR	NR	NR		NR		
Not Experienced SH	0 ±1	NR	NR	NR	NR	NR		NR		
Deployed Past 12 Months	0 ±1	NR	NR	NR	NR	NR		NR		
Not Deployed Past 12 Months	0 ±1	NR	NR	NR	NR	NR		NR		
Army Enlisted	0 ±1	NR	NR	NR	NR	NR		NR		
E1 – E4	NA	NA	NA	NA	NA	NA		NA		
Army Officers	NA	NA	NA	NA	NA	NA		NA		
Navy Enlisted	0 ±1	NR	NR	NR	NR	NR		NR		
E1 – E4	0 ±1	NR	NR	NR	NR	NR		NR		
Navy Officers	NA	NA	NA	NA	NA	NA		NA		
Marine Corps Enlisted	0 ±1	NR	NR	NR	NR	NR		NR		
E1 – E4	0 ±1	NR	NR	NR	NR	NR		NR		
Marine Corps Officers	NA	NA	NA	NA	NA	NA		NA		
Air Force Enlisted	0 ±1	NR	NR	NR	NR	NR		NR		
E1 – E4	0 ±1	NR	NR	NR	NR	NR		NR		
Air Force Officers	NA	NA	NA	NA	NA	NA		NA		



Note. Percent responding are active duty members who answered the question, who experienced unwanted sexual contact (Q32), who made an unrestricted report or a restricted report that was converted to an unrestricted report to a military authority (Q46/Q47), and who indicated this item was applicable.

NR: Not reportable

NA: Not applicable

48. How satisfied have you been with your treatment by the...

j. Safe Helpline staff?

	Percent Responding	Percentages					Max ME	Average Satisfaction		
		1	2	3	4	5				
Army Enlisted	1 ±1	NR	NR	NR	NR	NR		NR		
E1 – E4	1 ±1	NR	NR	NR	NR	NR		NR		
Army Officers	0 ±1	NR	NR	NR	NR	NR		NR		
Navy Enlisted	1 ±1	NR	NR	NR	NR	NR		NR		
E1 – E4	2 ±1	NR	NR	NR	NR	NR		NR		
Navy Officers	0 ±1	NR	NR	NR	NR	NR		NR		
Marine Corps Enlisted	1 ±1	2	NR	NR	24	24	±17	3.7	±0.3	
E1 – E4	2 ±1	NR	NR	NR	25	24	±18	3.7	±0.3	
Marine Corps Officers	NA	NA	NA	NA	NA	NA		NA		
Air Force Enlisted	0 ±1	NR	NR	NR	NR	NR		NR		
E1 – E4	1 ±1	NR	NR	NR	NR	NR		NR		
Air Force Officers	0 ±1	NR	NR	NR	NR	NR		NR		
MALES	0 ±1	NR	NR	NR	NR	NR		NR		
Army	0 ±1	NR	NR	NR	NR	NR		NR		
Navy	0 ±1	NR	NR	NR	NR	NR		NR		
Marine Corps	0 ±1	NR	NR	NR	NR	NR		NR		
Air Force	0 ±1	NR	NR	NR	NR	NR		NR		
Enlisted	0 ±1	NR	NR	NR	NR	NR		NR		
E1 – E4	0 ±1	NR	NR	NR	NR	NR		NR		
E5 – E9	0 ±1	NR	NR	NR	NR	NR		NR		
Officers	NA	NA	NA	NA	NA	NA		NA		
O1 – O3	NA	NA	NA	NA	NA	NA		NA		
O4 – O6	NA	NA	NA	NA	NA	NA		NA		
Experienced USC	6 ±7	NR	NR	NR	NR	NR		NR		
Not Experienced USC	NA	NA	NA	NA	NA	NA		NA		
Experienced SH	1 ±2	NR	NR	NR	NR	NR		NR		
Not Experienced SH	0 ±1	NR	NR	NR	NR	NR		NR		
Deployed Past 12 Months	0 ±1	NR	NR	NR	NR	NR		NR		
Not Deployed Past 12 Months	0 ±1	NR	NR	NR	NR	NR		NR		
Army Enlisted	0 ±1	NR	NR	NR	NR	NR		NR		
E1 – E4	NA	NA	NA	NA	NA	NA		NA		
Army Officers	NA	NA	NA	NA	NA	NA		NA		
Navy Enlisted	0 ±1	NR	NR	NR	NR	NR		NR		
E1 – E4	0 ±1	NR	NR	NR	NR	NR		NR		
Navy Officers	NA	NA	NA	NA	NA	NA		NA		
Marine Corps Enlisted	0 ±1	NR	NR	NR	NR	NR		NR		
E1 – E4	0 ±1	NR	NR	NR	NR	NR		NR		
Marine Corps Officers	NA	NA	NA	NA	NA	NA		NA		
Air Force Enlisted	0 ±1	NR	NR	NR	NR	NR		NR		
E1 – E4	0 ±1	NR	NR	NR	NR	NR		NR		
Air Force Officers	NA	NA	NA	NA	NA	NA		NA		

Note. Percent responding are active duty members who answered the question, who experienced unwanted sexual contact (Q32), who made an unrestricted report or a restricted report that was converted to an unrestricted report to a military authority (Q46/Q47), and who indicated this item was applicable.

NR: Not reportable

NA: Not applicable

59. As a result of this situation, did you...

a. Experience any professional retaliation (e.g., loss of privileges, denied promotion/training, transferred to less favorable job)?

1. Yes

2. No

3. Don't know

	Percent Responding		Percentages			Max ME	Percentage Reporting Yes
			1	2	3		
TOTAL	0	±1	24	50	26	±17	
Army	0	±1	NR	NR	NR		
Navy	1	±1	NR	NR	10	±13	
Marine Corps	0	±1	23	50	27	±15	
Air Force	0	±1	NR	NR	NR		
Enlisted	0	±1	22	NR	27	±18	
E1 – E4	1	±1	NR	NR	NR		
E1 – E3	1	±1	NR	NR	12	±11	
E4	0	±1	NR	NR	NR		
E5 – E9	0	±1	12	NR	NR	±15	
E5 – E6	0	±1	11	NR	NR	±16	
E7 – E9	0	±1	NR	NR	NR		
Officers	0	±1	NR	NR	NR		
O1 – O3	0	±1	NR	NR	NR		
O4 – O6	0	±1	NR	NR	NR		
Deployed Past 12 Months	1	±1	NR	NR	NR		
Not Deployed Past 12 Months	0	±1	21	66	13	±14	
Non-Hispanic White	0	±1	14	NR	NR	±12	
Total Minority	0	±1	NR	NR	18	±13	
Non-Hispanic Black	0	±1	NR	NR	NR		
Hispanic	0	±1	NR	NR	NR		
Experienced USC	22	±7	24	50	26	±17	
Not Experienced USC	NA		NA	NA	NA		
Experienced SH	4	±2	17	NR	NR	±10	
Not Experienced SH	0	±1	NR	NR	8	±12	
FEMALES	2	±1	23	62	16	±9	
Army	2	±1	36	47	17	±16	
Navy	2	±1	13	68	19	±16	
Marine Corps	3	±1	19	72	9	±9	
Air Force	1	±1	NR	NR	NR		
Enlisted	2	±1	22	62	16	±10	
E1 – E4	3	±1	23	62	15	±11	
E5 – E9	1	±1	NR	NR	NR		
Officers	1	±1	NR	NR	NR		
O1 – O3	1	±1	NR	NR	NR		
O4 – O6	0	±1	NR	NR	NR		
Experienced USC	30	±5	23	62	16	±9	
Not Experienced USC	NA		NA	NA	NA		
Experienced SH	6	±2	25	57	18	±11	
Not Experienced SH	1	±1	NR	NR	NR		
Deployed Past 12 Months	2	±1	25	NR	20	±18	
Not Deployed Past 12 Months	2	±1	21	65	14	±11	

Note. Percent responding are active duty members who answered the question, who experienced unwanted sexual contact (Q32), and who reported the situation to a military authority (Q46).

NR: Not reportable

NA: Not applicable

59. As a result of this situation, did you...

a. Experience any professional retaliation (e.g., loss of privileges, denied promotion/training, transferred to less favorable job)?

	Percent Responding		Percentages			Max ME	Percentage Reporting Yes
			1	2	3		
Army Enlisted	2	±1	36	NR	17	±17	
E1 – E4	3	±2	NR	NR	NR		
Army Officers	1	±1	NR	NR	NR		
Navy Enlisted	3	±1	13	69	19	±17	
E1 – E4	4	±2	10	NR	NR	±15	
Navy Officers	1	±1	NR	NR	NR		
Marine Corps Enlisted	4	±1	19	72	9	±9	
E1 – E4	5	±1	20	72	8	±10	
Marine Corps Officers	1	±1	NR	NR	NR		
Air Force Enlisted	1	±1	NR	NR	NR		
E1 – E4	2	±1	NR	NR	NR		
Air Force Officers	1	±1	NR	NR	NR		
MALES	0	±1	NR	NR	NR		
Army	0	±1	NR	NR	NR		
Navy	0	±1	NR	NR	NR		
Marine Corps	0	±1	NR	NR	NR		
Air Force	0	±1	NR	NR	NR		
Enlisted	0	±1	NR	NR	NR		
E1 – E4	0	±1	NR	NR	NR		
E5 – E9	0	±1	NR	NR	NR		
Officers	0	±1	NR	NR	NR		
O1 – O3	NA		NA	NA	NA		
O4 – O6	0	±1	NR	NR	NR		
Experienced USC	16	±11	NR	NR	NR		
Not Experienced USC	NA		NA	NA	NA		
Experienced SH	3	±3	NR	NR	NR		
Not Experienced SH	0	±1	NR	NR	NR		
Deployed Past 12 Months	0	±1	NR	NR	NR		
Not Deployed Past 12 Months	0	±1	NR	NR	NR		
Army Enlisted	0	±1	NR	NR	NR		
E1 – E4	0	±1	NR	NR	NR		
Army Officers	NA		NA	NA	NA		
Navy Enlisted	0	±1	NR	NR	NR		
E1 – E4	1	±2	NR	NR	NR		
Navy Officers	0	±1	NR	NR	NR		
Marine Corps Enlisted	0	±1	NR	NR	NR		
E1 – E4	0	±1	NR	NR	NR		
Marine Corps Officers	NA		NA	NA	NA		
Air Force Enlisted	0	±1	NR	NR	NR		
E1 – E4	0	±1	NR	NR	NR		
Air Force Officers	NA		NA	NA	NA		

Note. Percent responding are active duty members who answered the question, who experienced unwanted sexual contact (Q32), and who reported the situation to a military authority (Q46).

NR: Not reportable

NA: Not applicable

59. As a result of this situation, did you...

b. Experience any social retaliation (e.g., ignored by coworkers, being blamed for the situation)?

1. Yes

2. No

3. Don't know

	Percent Responding		Percentages			Max ME	Percentage Reporting Yes
			1	2	3		
TOTAL	0	±1	52	32	16	±15	
Army	0	±1	NR	NR	NR		
Navy	1	±1	NR	NR	5	±9	
Marine Corps	0	±1	44	34	22	±16	
Air Force	0	±1	NR	NR	NR		
Enlisted	0	±1	52	33	16	±16	
E1 – E4	1	±1	NR	NR	12	±13	
E1 – E3	1	±1	72	20	8	±16	
E4	0	±1	NR	NR	NR		
E5 – E9	0	±1	NR	NR	NR		
E5 – E6	0	±1	NR	NR	NR		
E7 – E9	0	±1	NR	NR	NR		
Officers	0	±1	NR	NR	NR		
O1 – O3	0	±1	NR	NR	NR		
O4 – O6	0	±1	NR	NR	NR		
Deployed Past 12 Months	1	±1	NR	NR	NR		
Not Deployed Past 12 Months	0	±1	63	28	9	±14	
Non-Hispanic White	0	±1	NR	NR	NR		
Total Minority	0	±1	NR	NR	15	±13	
Non-Hispanic Black	0	±1	NR	NR	NR		
Hispanic	0	±1	NR	NR	NR		
Experienced USC	22	±7	52	32	16	±15	
Not Experienced USC	NA		NA	NA	NA		
Experienced SH	4	±2	NR	NR	19	±17	
Not Experienced SH	0	±1	NR	NR	7	±11	
FEMALES	2	±1	56	34	11	±9	
Army	2	±1	57	32	12	±16	
Navy	2	±1	NR	37	9	±17	
Marine Corps	3	±1	51	44	5	±10	
Air Force	1	±1	NR	NR	NR		
Enlisted	2	±1	57	34	10	±10	
E1 – E4	3	±1	62	28	10	±11	
E5 – E9	1	±1	NR	NR	NR		
Officers	1	±1	NR	NR	NR		
O1 – O3	1	±1	NR	NR	NR		
O4 – O6	0	±1	NR	NR	NR		
Experienced USC	30	±5	56	34	11	±9	
Not Experienced USC	NA		NA	NA	NA		
Experienced SH	6	±2	58	31	12	±10	
Not Experienced SH	1	±1	NR	NR	7	±14	
Deployed Past 12 Months	2	±1	NR	34	15	±17	
Not Deployed Past 12 Months	2	±1	57	34	9	±11	

Note. Percent responding are active duty members who answered the question, who experienced unwanted sexual contact (Q32), and who reported the situation to a military authority (Q46).

NR: Not reportable

NA: Not applicable

59. As a result of this situation, did you...

b. Experience any social retaliation (e.g., ignored by coworkers, being blamed for the situation)?

	Percent Responding		Percentages			Max ME	Percentage Reporting Yes
			1	2	3		
Army Enlisted	2	±1	NR	31	NR	±16	
E1 – E4	3	±2	NR	NR	NR		
Army Officers	1	±1	NR	NR	NR		
Navy Enlisted	3	±1	NR	NR	7	±14	
E1 – E4	4	±2	NR	NR	NR		
Navy Officers	1	±1	NR	NR	NR		
Marine Corps Enlisted	4	±1	50	45	5	±10	
E1 – E4	5	±1	51	45	3	±11	
Marine Corps Officers	1	±1	NR	NR	NR		
Air Force Enlisted	1	±1	NR	NR	NR		
E1 – E4	2	±1	NR	NR	NR		
Air Force Officers	1	±1	NR	NR	NR		
MALES	0	±1	NR	NR	NR		
Army	0	±1	NR	NR	NR		
Navy	0	±1	NR	NR	NR		
Marine Corps	0	±1	NR	NR	NR		
Air Force	0	±1	NR	NR	NR		
Enlisted	0	±1	NR	NR	NR		
E1 – E4	0	±1	NR	NR	NR		
E5 – E9	0	±1	NR	NR	NR		
Officers	0	±1	NR	NR	NR		
O1 – O3	NA		NA	NA	NA		
O4 – O6	0	±1	NR	NR	NR		
Experienced USC	16	±11	NR	NR	NR		
Not Experienced USC	NA		NA	NA	NA		
Experienced SH	3	±3	NR	NR	NR		
Not Experienced SH	0	±1	NR	NR	NR		
Deployed Past 12 Months	0	±1	NR	NR	NR		
Not Deployed Past 12 Months	0	±1	NR	NR	NR		
Army Enlisted	0	±1	NR	NR	NR		
E1 – E4	0	±1	NR	NR	NR		
Army Officers	NA		NA	NA	NA		
Navy Enlisted	0	±1	NR	NR	NR		
E1 – E4	1	±2	NR	NR	NR		
Navy Officers	0	±1	NR	NR	NR		
Marine Corps Enlisted	0	±1	NR	NR	NR		
E1 – E4	0	±1	NR	NR	NR		
Marine Corps Officers	NA		NA	NA	NA		
Air Force Enlisted	0	±1	NR	NR	NR		
E1 – E4	0	±1	NR	NR	NR		
Air Force Officers	NA		NA	NA	NA		

Note. Percent responding are active duty members who answered the question, who experienced unwanted sexual contact (Q32), and who reported the situation to a military authority (Q46).

NR: Not reportable

NA: Not applicable

59. As a result of this situation, did you...

c. Experience any administrative actions (e.g., placed on a medical hold, placed on a legal hold, transferred to a different assignment)?

1. Yes

2. No

3. Don't know

	Percent Responding		Percentages			Max ME	Percentage Reporting Yes
			1	2	3		
TOTAL	0	±1	23	53	24	±17	
Army	0	±1	15	NR	NR	±15	
Navy	1	±1	NR	NR	5	±9	
Marine Corps	0	±1	28	50	22	±16	
Air Force	0	±1	NR	NR	NR		
Enlisted	0	±1	22	54	25	±18	
E1 – E4	1	±1	NR	NR	NR		
E1 – E3	1	±1	NR	NR	8	±10	
E4	0	±1	NR	NR	NR		
E5 – E9	0	±1	8	NR	NR	±13	
E5 – E6	0	±1	7	NR	NR	±14	
E7 – E9	0	±1	NR	NR	NR		
Officers	0	±1	NR	NR	NR		
O1 – O3	0	±1	NR	NR	NR		
O4 – O6	0	±1	NR	NR	NR		
Deployed Past 12 Months	1	±1	NR	NR	NR		
Not Deployed Past 12 Months	0	±1	23	67	10	±14	
Non-Hispanic White	0	±1	15	NR	NR	±12	
Total Minority	0	±1	NR	NR	15	±13	
Non-Hispanic Black	0	±1	NR	NR	NR		
Hispanic	0	±1	NR	NR	NR		
Experienced USC	22	±7	23	53	24	±17	
Not Experienced USC	NA		NA	NA	NA		
Experienced SH	4	±2	15	NR	NR	±9	
Not Experienced SH	0	±1	NR	NR	6	±11	
FEMALES	2	±1	21	66	13	±9	
Army	2	±1	21	62	17	±16	
Navy	2	±1	18	73	9	±16	
Marine Corps	3	±1	27	68	5	±10	
Air Force	1	±1	NR	NR	NR		
Enlisted	2	±1	21	67	12	±10	
E1 – E4	3	±1	22	66	11	±11	
E5 – E9	1	±1	NR	NR	NR		
Officers	1	±1	NR	NR	NR		
O1 – O3	1	±1	NR	NR	NR		
O4 – O6	0	±1	NR	NR	NR		
Experienced USC	30	±5	21	66	13	±9	
Not Experienced USC	NA		NA	NA	NA		
Experienced SH	6	±2	22	63	15	±10	
Not Experienced SH	1	±1	NR	NR	NR		
Deployed Past 12 Months	2	±1	15	67	18	±18	
Not Deployed Past 12 Months	2	±1	24	66	10	±11	

Note. Percent responding are active duty members who answered the question, who experienced unwanted sexual contact (Q32), and who reported the situation to a military authority (Q46).

NR: Not reportable

NA: Not applicable

59. As a result of this situation, did you...

c. Experience any administrative actions (e.g., placed on a medical hold, placed on a legal hold, transferred to a different assignment)?

	Percent Responding		Percentages			Max ME	Percentage Reporting Yes
			1	2	3		
Army Enlisted	2	±1	20	63	17	±17	<input type="checkbox"/>
E1 – E4	3	±2	NR	NR	NR		
Army Officers	1	±1	NR	NR	NR		
Navy Enlisted	3	±1	18	74	8	±17	<input type="checkbox"/>
E1 – E4	4	±2	NR	NR	NR		
Navy Officers	1	±1	NR	NR	NR		
Marine Corps Enlisted	4	±1	27	68	5	±10	<input type="checkbox"/>
E1 – E4	5	±1	27	70	3	±10	<input type="checkbox"/>
Marine Corps Officers	1	±1	NR	NR	NR		
Air Force Enlisted	1	±1	NR	NR	NR		
E1 – E4	2	±1	NR	NR	NR		
Air Force Officers	1	±1	NR	NR	NR		
MALES	0	±1	NR	NR	NR		
Army	0	±1	NR	NR	NR		
Navy	0	±1	NR	NR	NR		
Marine Corps	0	±1	NR	NR	NR		
Air Force	0	±1	NR	NR	NR		
Enlisted	0	±1	NR	NR	NR		
E1 – E4	0	±1	NR	NR	NR		
E5 – E9	0	±1	NR	NR	NR		
Officers	0	±1	NR	NR	NR		
O1 – O3	NA		NA	NA	NA		
O4 – O6	0	±1	NR	NR	NR		
Experienced USC	16	±11	NR	NR	NR		
Not Experienced USC	NA		NA	NA	NA		
Experienced SH	3	±3	NR	NR	NR		
Not Experienced SH	0	±1	NR	NR	NR		
Deployed Past 12 Months	0	±1	NR	NR	NR		
Not Deployed Past 12 Months	0	±1	NR	NR	NR		
Army Enlisted	0	±1	NR	NR	NR		
E1 – E4	0	±1	NR	NR	NR		
Army Officers	NA		NA	NA	NA		
Navy Enlisted	0	±1	NR	NR	NR		
E1 – E4	1	±2	NR	NR	NR		
Navy Officers	0	±1	NR	NR	NR		
Marine Corps Enlisted	0	±1	NR	NR	NR		
E1 – E4	0	±1	NR	NR	NR		
Marine Corps Officers	NA		NA	NA	NA		
Air Force Enlisted	0	±1	NR	NR	NR		
E1 – E4	0	±1	NR	NR	NR		
Air Force Officers	NA		NA	NA	NA		

Note. Percent responding are active duty members who answered the question, who experienced unwanted sexual contact (Q32), and who reported the situation to a military authority (Q46).

NR: Not reportable

NA: Not applicable

59. As a result of this situation, did you...
d. Experience any punishments for infractions/violations, such as underage drinking or fraternization?

1. Yes

2. No

3. Don't know

	Percent Responding		Percentages			Max ME	Percentage Reporting Yes
			1	2	3		
TOTAL	0	±1	16	70	15	±17	■
Army	0	±1	5	NR	NR	±9	■
Navy	1	±1	NR	NR	4	±9	■
Marine Corps	0	±1	17	64	19	±16	■
Air Force	0	±1	NR	NR	NR		
Enlisted	0	±1	NR	70	15	±17	
E1 – E4	1	±1	NR	NR	11	±14	
E1 – E3	1	±1	NR	NR	8	±10	
E4	0	±1	4	NR	NR	±12	■
E5 – E9	0	±1	8	NR	NR	±13	■
E5 – E6	0	±1	NR	NR	NR		
E7 – E9	0	±1	NR	NR	NR		
Officers	0	±1	NR	NR	NR		
O1 – O3	0	±1	NR	NR	NR		
O4 – O6	0	±1	NR	NR	NR		
Deployed Past 12 Months	1	±1	NR	NR	NR		
Not Deployed Past 12 Months	0	±1	13	77	9	±12	■
Non-Hispanic White	0	±1	9	NR	NR	±10	■
Total Minority	0	±1	NR	NR	14	±13	
Non-Hispanic Black	0	±1	10	NR	NR	±15	■
Hispanic	0	±1	NR	NR	NR		
Experienced USC	22	±7	16	70	15	±17	■
Not Experienced USC	NA		NA	NA	NA		
Experienced SH	4	±2	8	74	18	±17	■
Not Experienced SH	0	±1	NR	NR	6	±11	
FEMALES	2	±1	10	81	9	±8	■
Army	2	±1	7	79	14	±16	■
Navy	2	±1	7	85	8	±14	■
Marine Corps	3	±1	9	86	5	±8	■
Air Force	1	±1	NR	NR	NR		
Enlisted	2	±1	9	81	9	±9	■
E1 – E4	3	±1	9	82	9	±10	■
E5 – E9	1	±1	NR	NR	NR		
Officers	1	±1	NR	NR	NR		
O1 – O3	1	±1	NR	NR	NR		
O4 – O6	0	±1	NR	NR	NR		
Experienced USC	30	±5	10	81	9	±8	■
Not Experienced USC	NA		NA	NA	NA		
Experienced SH	6	±2	11	78	10	±10	■
Not Experienced SH	1	±1	5	90	NR	±14	■
Deployed Past 12 Months	2	±1	6	87	NR	±16	■
Not Deployed Past 12 Months	2	±1	11	79	10	±10	■

Note. Percent responding are active duty members who answered the question, who experienced unwanted sexual contact (Q32), and who reported the situation to a military authority (Q46).

NR: Not reportable

NA: Not applicable

59. As a result of this situation, did you...

d. Experience any punishments for infractions/violations, such as underage drinking or fraternization?

	Percent Responding		Percentages			Max ME	Percentage Reporting Yes
			1	2	3		
Army Enlisted	2	±1	NR	80	15	±17	
E1 – E4	3	±2	NR	NR	NR		
Army Officers	1	±1	NR	NR	NR		
Navy Enlisted	3	±1	7	86	8	±15	
E1 – E4	4	±2	NR	86	NR	±17	
Navy Officers	1	±1	NR	NR	NR		
Marine Corps Enlisted	4	±1	9	87	4	±8	
E1 – E4	5	±1	10	87	3	±9	
Marine Corps Officers	1	±1	NR	NR	NR		
Air Force Enlisted	1	±1	NR	NR	NR		
E1 – E4	2	±1	NR	NR	NR		
Air Force Officers	1	±1	NR	NR	NR		
MALES	0	±1	NR	NR	NR		
Army	0	±1	NR	NR	NR		
Navy	0	±1	NR	NR	NR		
Marine Corps	0	±1	NR	NR	NR		
Air Force	0	±1	NR	NR	NR		
Enlisted	0	±1	NR	NR	NR		
E1 – E4	0	±1	NR	NR	NR		
E5 – E9	0	±1	NR	NR	NR		
Officers	0	±1	NR	NR	NR		
O1 – O3	NA		NA	NA	NA		
O4 – O6	0	±1	NR	NR	NR		
Experienced USC	16	±11	NR	NR	NR		
Not Experienced USC	NA		NA	NA	NA		
Experienced SH	3	±3	NR	NR	NR		
Not Experienced SH	0	±1	NR	NR	NR		
Deployed Past 12 Months	0	±1	NR	NR	NR		
Not Deployed Past 12 Months	0	±1	NR	NR	NR		
Army Enlisted	0	±1	NR	NR	NR		
E1 – E4	0	±1	NR	NR	NR		
Army Officers	NA		NA	NA	NA		
Navy Enlisted	0	±1	NR	NR	NR		
E1 – E4	1	±2	NR	NR	NR		
Navy Officers	0	±1	NR	NR	NR		
Marine Corps Enlisted	0	±1	NR	NR	NR		
E1 – E4	0	±1	NR	NR	NR		
Marine Corps Officers	NA		NA	NA	NA		
Air Force Enlisted	0	±1	NR	NR	NR		
E1 – E4	0	±1	NR	NR	NR		
Air Force Officers	NA		NA	NA	NA		

Note. Percent responding are active duty members who answered the question, who experienced unwanted sexual contact (Q32), and who reported the situation to a military authority (Q46).

NR: Not reportable

NA: Not applicable

59. What types of retaliation/action did you experience as a result of this situation? Constructed from Q59.

- 1. Professional retaliation only
- 2. Social retaliation only
- 3. Administrative action only
- 4. Punishments only
- 5. Combination of professional retaliation, social retaliation, administrative action, and/or punishments
- 6. None

	Percent Responding		Percentages						Max ME
			1	2	3	4	5	6	
TOTAL	0	±1	2	27	1	0°	26	44	±15
Army	0	±1	4	18	NR	0°	23	NR	±18
Navy	1	±1	1	NR	NR	0°	NR	NR	±5
Marine Corps	0	±1	NR	15	1	0°	30	54	±13
Air Force	0	±1	NR	NR	NR	0°	NR	NR	±0
Enlisted	0	±1	2	28	1	0°	25	44	±16
E1 – E4	1	±1	1	NR	2	0°	NR	NR	±6
E1 – E3	1	±1	NR	NR	3	0°	NR	23	±15
E4	0	±1	NR	NR	NR	0°	NR	NR	±0
E5 – E9	0	±1	NR	10	NR	0°	11	NR	±15
E5 – E6	0	±1	NR	10	NR	0°	10	NR	±16
E7 – E9	0	±1	NR	NR	NR	0°	NR	NR	±0
Officers	0	±1	NR	NR	NR	0°	NR	NR	±0
O1 – O3	0	±1	NR	NR	NR	0°	NR	NR	±0
O4 – O6	0	±1	NR	NR	NR	0°	NR	NR	
Deployed Past 12 Months	1	±1	NR	12	NR	0°	NR	NR	±13
Not Deployed Past 12 Months	0	±1	3	NR	2	0°	25	31	±13
Non-Hispanic White	0	±1	2	NR	NR	0°	17	NR	±12
Total Minority	0	±1	NR	17	1	0°	NR	NR	±13
Non-Hispanic Black	0	±1	NR	NR	NR	0°	NR	NR	±0
Hispanic	0	±1	NR	NR	NR	0°	NR	NR	±0
Experienced USC	22	±7	2	27	1	0°	26	44	±15
Not Experienced USC	NA		NA	NA	NA	NA	NA	NA	
Experienced SH	4	±2	1	NR	1	0°	21	NR	±11
Not Experienced SH	0	±1	NR	NR	NR	0°	NR	NR	±0
FEMALES	2	±1	3	31	2	0°	26	38	±9
Army	2	±1	NR	26	NR	0°	34	35	±16
Navy	2	±1	NR	40	NR	0°	14	40	±17
Marine Corps	3	±1	NR	21	1	0°	31	47	±10
Air Force	1	±1	NR	NR	NR	0°	NR	NR	±0
Enlisted	2	±1	3	32	2	0°	26	37	±10
E1 – E4	3	±1	NR	36	3	0°	28	32	±11
E5 – E9	1	±1	NR	NR	NR	0°	NR	NR	±0
Officers	1	±1	NR	NR	NR	0°	NR	NR	±0
O1 – O3	1	±1	NR	NR	NR	0°	NR	NR	±0
O4 – O6	0	±1	NR	NR	NR	0°	NR	NR	
Experienced USC	30	±5	3	31	2	0°	26	38	±9
Not Experienced USC	NA		NA	NA	NA	NA	NA	NA	
Experienced SH	6	±2	2	30	1	0°	30	37	±11
Not Experienced SH	1	±1	NR	NR	NR	0°	NR	NR	±0
Deployed Past 12 Months	2	±1	NR	29	NR	0°	26	45	±17
Not Deployed Past 12 Months	2	±1	4	32	3	0°	26	35	±11

Note. Percent responding are active duty members who answered the question, who experienced unwanted sexual contact (Q32), and who reported the situation to a military authority (Q46). Respondents who indicated they did not experience or they did not know if they experienced professional retaliation, social retaliation, administrative action, or punishments as a result of reporting the situation are included in the "None" category.

NR: Not reportable

° Response option never endorsed.

NA: Not applicable

59. What types of retaliation/action did you experience as a result of this situation? Constructed from Q59.

	Percent Responding	Percentages						Max ME
		1	2	3	4	5	6	
Army Enlisted	2 ±1	NR	26	NR	0°	34	35	±17
E1 – E4	3 ±2	NR	NR	NR	0°	NR	NR	±0
Army Officers	1 ±1	NR	NR	NR	0°	NR	NR	±0
Navy Enlisted	3 ±1	NR	NR	NR	0°	13	NR	±14
E1 – E4	4 ±2	NR	NR	NR	0°	13	NR	±16
Navy Officers	1 ±1	NR	NR	NR	0°	NR	NR	±0
Marine Corps Enlisted	4 ±1	NR	21	1	0°	31	47	±10
E1 – E4	5 ±1	NR	21	1	0°	31	46	±11
Marine Corps Officers	1 ±1	NR	NR	NR	0°	NR	NR	
Air Force Enlisted	1 ±1	NR	NR	NR	0°	NR	NR	±0
E1 – E4	2 ±1	NR	NR	NR	0°	NR	NR	±0
Air Force Officers	1 ±1	NR	NR	NR	0°	NR	NR	±0
MALES	0 ±1	NR	NR	NR	0°	NR	NR	±0
Army	0 ±1	NR	NR	NR	0°	NR	NR	
Navy	0 ±1	NR	NR	NR	0°	NR	NR	
Marine Corps	0 ±1	NR	NR	NR	0°	NR	NR	±0
Air Force	0 ±1	NR	NR	NR	0°	NR	NR	
Enlisted	0 ±1	NR	NR	NR	0°	NR	NR	±0
E1 – E4	0 ±1	NR	NR	NR	0°	NR	NR	±0
E5 – E9	0 ±1	NR	NR	NR	0°	NR	NR	±0
Officers	0 ±1	NR	NR	NR	0°	NR	NR	
O1 – O3	NA	NA	NA	NA	NA	NA	NA	
O4 – O6	0 ±1	NR	NR	NR	0°	NR	NR	
Experienced USC	16 ±11	NR	NR	NR	0°	NR	NR	±0
Not Experienced USC	NA	NA	NA	NA	NA	NA	NA	
Experienced SH	3 ±3	NR	NR	NR	0°	NR	NR	±0
Not Experienced SH	0 ±1	NR	NR	NR	0°	NR	NR	±0
Deployed Past 12 Months	0 ±1	NR	NR	NR	0°	NR	NR	±0
Not Deployed Past 12 Months	0 ±1	NR	NR	NR	0°	NR	NR	±0
Army Enlisted	0 ±1	NR	NR	NR	0°	NR	NR	
E1 – E4	0 ±1	NR	NR	NR	0°	NR	NR	
Army Officers	NA	NA	NA	NA	NA	NA	NA	
Navy Enlisted	0 ±1	NR	NR	NR	0°	NR	NR	
E1 – E4	1 ±2	NR	NR	NR	0°	NR	NR	
Navy Officers	0 ±1	NR	NR	NR	0°	NR	NR	
Marine Corps Enlisted	0 ±1	NR	NR	NR	0°	NR	NR	±0
E1 – E4	0 ±1	NR	NR	NR	0°	NR	NR	±0
Marine Corps Officers	NA	NA	NA	NA	NA	NA	NA	
Air Force Enlisted	0 ±1	NR	NR	NR	0°	NR	NR	
E1 – E4	0 ±1	NR	NR	NR	0°	NR	NR	
Air Force Officers	NA	NA	NA	NA	NA	NA	NA	

Note. Percent responding are active duty members who answered the question, who experienced unwanted sexual contact (Q32), and who reported the situation to a military authority (Q46). Respondents who indicated they did not experience or they did not know if they experienced professional retaliation, social retaliation, administrative action, or punishments as a result of reporting the situation are included in the "None" category.

NR: Not reportable

° Response option never endorsed.

NA: Not applicable

60. How satisfied have you been with...

a. The quality of sexual assault advocacy services you received?

1. Very dissatisfied
4. Satisfied

2. Dissatisfied
5. Very satisfied

3. Neither satisfied nor dissatisfied

	Percent Responding		Percentages					Max ME	Average Satisfaction		
			1	2	3	4	5				
TOTAL	0	±1	NR	7	19	19	31	±13	3.3	±0.7	
Army	0	±1	NR	18	26	17	NR	±17	3.5	±0.5	
Navy	1	±1	NR	2	NR	NR	NR	±6	NR		
Marine Corps	0	±1	5	6	14	25	50	±14	4.1	±0.3	
Air Force	0	±1	NR	NR	NR	NR	NR		4.3	±0.4	
Enlisted	0	±1	NR	7	18	21	30	±13	3.2	±0.7	
E1 – E4	1	±1	NR	4	17	21	30	±14	3.2	±0.8	
E1 – E3	1	±1	NR	4	15	20	26	±16	NR		
E4	0	±1	NR	2	NR	NR	NR	±4	4.1	±0.4	
E5 – E9	0	±1	NR	NR	NR	NR	NR		3.3	±0.6	
E5 – E6	0	±1	1	NR	NR	NR	NR	±4	3.2	±0.6	
E7 – E9	0	±1	NR	NR	NR	NR	NR		NR		
Officers	0	±1	NR	NR	NR	2	NR	±5	NR		
O1 – O3	0	±1	NR	NR	NR	3	NR	±7	3.3	±0.6	
O4 – O6	0	±1	NR	NR	NR	NR	NR		NR		
Deployed Past 12 Months	0	±1	NR	6	NR	8	NR	±14	NR		
Not Deployed Past 12 Months	0	±1	NR	8	15	25	35	±15	3.5	±0.8	
Non-Hispanic White	0	±1	NR	10	14	21	31	±17	NR		
Total Minority	0	±1	NR	4	25	17	NR	±18	NR		
Non-Hispanic Black	0	±1	NR	NR	NR	NR	NR		3.8	±0.6	
Hispanic	0	±1	NR	NR	NR	5	NR	±11	NR		
Experienced USC	17	±5	NR	7	19	19	31	±13	3.3	±0.7	
Not Experienced USC	NA		NA	NA	NA	NA	NA		NA		
Experienced SH	3	±2	NR	9	22	23	25	±13	3.2	±0.7	
Not Experienced SH	0	±1	NR	NR	NR	10	NR	±16	NR		
FEMALES	2	±1	5	10	24	26	34	±10	3.7	±0.3	
Army	2	±1	NR	18	26	17	NR	±17	3.5	±0.5	
Navy	2	±1	6	4	NR	33	NR	±18	3.7	±0.4	
Marine Corps	3	±1	3	9	10	39	38	±10	4.0	±0.2	
Air Force	1	±1	NR	NR	NR	NR	NR		4.3	±0.4	
Enlisted	2	±1	5	10	23	28	35	±11	3.8	±0.3	
E1 – E4	3	±1	6	5	23	29	37	±12	3.9	±0.3	
E5 – E9	1	±1	1	NR	NR	NR	NR	±4	3.2	±0.6	
Officers	1	±1	NR	NR	NR	3	NR	±6	3.3	±0.7	
O1 – O3	1	±1	NR	NR	NR	3	NR	±7	3.3	±0.6	
O4 – O6	0	±1	NR	NR	NR	NR	NR		NR		
Experienced USC	27	±5	5	10	24	26	34	±10	3.7	±0.3	
Not Experienced USC	NA		NA	NA	NA	NA	NA		NA		
Experienced SH	5	±2	7	11	25	28	29	±11	3.6	±0.3	
Not Experienced SH	0	±1	1	NR	NR	NR	NR	±4	4.2	±0.5	
Deployed Past 12 Months	2	±1	NR	10	NR	12	NR	±16	3.5	±0.5	
Not Deployed Past 12 Months	2	±1	4	10	18	32	36	±12	3.8	±0.3	

Note. Percent responding are active duty members who answered the question, who experienced unwanted sexual contact (Q32), and who reported the situation to a military authority (Q46). Respondents who indicated "Does not apply" are excluded from this analysis.
NR: Not reportable
NA: Not applicable

60. How satisfied have you been with...

a. The quality of sexual assault advocacy services you received?

	Percent Responding	Percentages					Max ME	Average Satisfaction	
		1	2	3	4	5			
Army Enlisted	2 ±1	NR	20	NR	18	NR	±18	3.5 ±0.5	
E1 – E4	3 ±2	NR	NR	NR	NR	NR		3.7 ±0.6	
Army Officers	1 ±1	NR	NR	NR	NR	NR		NR	
Navy Enlisted	2 ±1	NR	NR	NR	NR	NR		3.8 ±0.4	
E1 – E4	4 ±2	NR	NR	NR	NR	NR		3.8 ±0.4	
Navy Officers	1 ±1	NR	NR	NR	NR	NR		NR	
Marine Corps Enlisted	3 ±1	3	9	10	39	38	±10	4.0 ±0.2	
E1 – E4	4 ±1	3	10	10	40	38	±11	4.0 ±0.3	
Marine Corps Officers	1 ±1	NR	NR	NR	NR	NR		NR	
Air Force Enlisted	1 ±1	NR	NR	NR	NR	NR		4.4 ±0.4	
E1 – E4	2 ±1	NR	NR	NR	NR	NR		4.3 ±0.5	
Air Force Officers	1 ±1	NR	NR	NR	NR	NR		NR	
MALES	0 ±1	NR	NR	NR	NR	NR		NR	
Army	NA	NA	NA	NA	NA	NA		NA	
Navy	0 ±1	NR	NR	NR	NR	NR		NR	
Marine Corps	0 ±1	NR	NR	NR	NR	NR		NR	
Air Force	NA	NA	NA	NA	NA	NA		NA	
Enlisted	0 ±1	NR	NR	NR	NR	NR		NR	
E1 – E4	0 ±1	NR	NR	NR	NR	NR		NR	
E5 – E9	0 ±1	NR	NR	NR	NR	NR		NR	
Officers	0 ±1	NR	NR	NR	NR	NR		NR	
O1 – O3	NA	NA	NA	NA	NA	NA		NA	
O4 – O6	0 ±1	NR	NR	NR	NR	NR		NR	
Experienced USC	8 ±9	NR	NR	NR	NR	NR		NR	
Not Experienced USC	NA	NA	NA	NA	NA	NA		NA	
Experienced SH	1 ±2	NR	NR	NR	NR	NR		NR	
Not Experienced SH	0 ±1	NR	NR	NR	NR	NR		NR	
Deployed Past 12 Months	0 ±1	NR	NR	NR	NR	NR		NR	
Not Deployed Past 12 Months	0 ±1	NR	NR	NR	NR	NR		NR	
Army Enlisted	NA	NA	NA	NA	NA	NA		NA	
E1 – E4	NA	NA	NA	NA	NA	NA		NA	
Army Officers	NA	NA	NA	NA	NA	NA		NA	
Navy Enlisted	0 ±1	NR	NR	NR	NR	NR		NR	
E1 – E4	1 ±2	NR	NR	NR	NR	NR		NR	
Navy Officers	0 ±1	NR	NR	NR	NR	NR		NR	
Marine Corps Enlisted	0 ±1	NR	NR	NR	NR	NR		NR	
E1 – E4	0 ±1	NR	NR	NR	NR	NR		NR	
Marine Corps Officers	NA	NA	NA	NA	NA	NA		NA	
Air Force Enlisted	NA	NA	NA	NA	NA	NA		NA	
E1 – E4	NA	NA	NA	NA	NA	NA		NA	
Air Force Officers	NA	NA	NA	NA	NA	NA		NA	

Note. Percent responding are active duty members who answered the question, who experienced unwanted sexual contact (Q32), and who reported the situation to a military authority (Q46). Respondents who indicated "Does not apply" are excluded from this analysis.

NR: Not reportable

NA: Not applicable












































60. How satisfied have you been with...

b. The quality of counseling services you received?

1. Very dissatisfied
4. Satisfied

2. Dissatisfied
5. Very satisfied

3. Neither satisfied nor dissatisfied

	Percent Responding		Percentages					Max ME	Average Satisfaction		
			1	2	3	4	5				
TOTAL	0	±1	NR	6	24	18	26	±13	3.1	±0.7	
Army	0	±1	NR	NR	NR	NR	NR		3.4	±0.6	
Navy	1	±1	NR	NR	NR	15	NR	±18	NR		
Marine Corps	0	±1	5	4	14	28	49	±14	4.1	±0.4	
Air Force	0	±1	NR	NR	NR	NR	NR		3.9	±0.5	
Enlisted	0	±1	NR	6	23	19	24	±13	3.0	±0.7	
E1 – E4	1	±1	NR	4	22	18	25	±14	3.0	±0.8	
E1 – E3	1	±1	NR	5	23	16	20	±17	NR		
E4	0	±1	NR	NR	NR	NR	NR		3.9	±0.6	
E5 – E9	0	±1	NR	NR	NR	NR	NR		3.4	±0.5	
E5 – E6	0	±1	NR	NR	NR	NR	NR		3.3	±0.6	
E7 – E9	0	±1	NR	NR	NR	NR	NR		NR		
Officers	0	±1	NR	NR	NR	NR	NR		NR		
O1 – O3	0	±1	NR	NR	NR	NR	NR		NR		
O4 – O6	0	±1	NR	NR	NR	NR	NR		NR		
Deployed Past 12 Months	0	±1	NR	NR	NR	NR	NR		NR		
Not Deployed Past 12 Months	0	±1	NR	7	22	21	30	±15	3.3	±0.8	
Non-Hispanic White	0	±1	NR	5	24	19	27	±18	NR		
Total Minority	0	±1	NR	7	23	16	NR	±18	NR		
Non-Hispanic Black	0	±1	NR	NR	NR	6	NR	±11	NR		
Hispanic	0	±1	NR	NR	NR	NR	NR		NR		
Experienced USC	15	±5	NR	6	24	18	26	±13	3.1	±0.7	
Not Experienced USC	NA		NA	NA	NA	NA	NA		NA		
Experienced SH	3	±2	NR	8	27	20	21	±14	3.1	±0.7	
Not Experienced SH	0	±1	NR	0	NR	NR	NR	±3	NR		
FEMALES	1	±1	7	8	32	25	28	±11	3.6	±0.3	
Army	1	±1	NR	NR	NR	NR	NR		3.4	±0.6	
Navy	2	±1	6	NR	NR	NR	NR	±13	3.5	±0.4	
Marine Corps	3	±1	4	7	14	40	35	±11	3.9	±0.3	
Air Force	1	±1	NR	NR	NR	NR	NR		3.9	±0.5	
Enlisted	2	±1	6	9	31	26	28	±11	3.6	±0.3	
E1 – E4	2	±1	7	6	31	26	30	±13	3.7	±0.3	
E5 – E9	0	±1	NR	NR	NR	NR	NR		3.2	±0.5	
Officers	1	±1	NR	NR	NR	NR	NR		NR		
O1 – O3	1	±1	NR	NR	NR	NR	NR		NR		
O4 – O6	0	±1	NR	NR	NR	NR	NR		NR		
Experienced USC	23	±5	7	8	32	25	28	±11	3.6	±0.3	
Not Experienced USC	NA		NA	NA	NA	NA	NA		NA		
Experienced SH	5	±2	8	10	32	25	24	±12	3.5	±0.3	
Not Experienced SH	0	±1	1	1	NR	NR	NR	±5	4.1	±0.5	
Deployed Past 12 Months	1	±1	NR	NR	NR	NR	NR		3.4	±0.5	
Not Deployed Past 12 Months	1	±1	7	9	28	27	29	±13	3.6	±0.3	

Note. Percent responding are active duty members who answered the question, who experienced unwanted sexual contact (Q32), and who reported the situation to a military authority (Q46). Respondents who indicated "Does not apply" are excluded from this analysis.
NR: Not reportable
NA: Not applicable

60. How satisfied have you been with...
b. The quality of counseling services you received?

	Percent Responding	Percentages					Max ME	Average Satisfaction	
		1	2	3	4	5			
Army Enlisted	2 ±1	NR	NR	NR	NR	NR		3.4 ±0.6	
E1 – E4	2 ±1	NR	NR	NR	NR	NR		3.5 ±0.7	
Army Officers	1 ±1	NR	NR	NR	NR	NR		NR	
Navy Enlisted	2 ±1	NR	NR	NR	NR	NR		3.6 ±0.4	
E1 – E4	3 ±2	NR	NR	NR	NR	NR		3.6 ±0.5	
Navy Officers	1 ±1	NR	NR	NR	NR	NR		NR	
Marine Corps Enlisted	3 ±1	4	7	14	40	35	±11	4.0 ±0.3	
E1 – E4	4 ±1	4	8	14	41	33	±11	3.9 ±0.3	
Marine Corps Officers	0 ±1	NR	NR	NR	NR	NR		NR	
Air Force Enlisted	1 ±1	NR	NR	NR	NR	NR		3.8 ±0.5	
E1 – E4	1 ±1	NR	NR	NR	NR	NR		3.8 ±0.6	
Air Force Officers	0 ±1	NR	NR	NR	NR	NR		NR	
MALES	0 ±1	NR	NR	NR	NR	NR		NR	
Army	NA	NA	NA	NA	NA	NA		NA	
Navy	0 ±1	NR	NR	NR	NR	NR		NR	
Marine Corps	0 ±1	NR	NR	NR	NR	NR		NR	
Air Force	NA	NA	NA	NA	NA	NA		NA	
Enlisted	0 ±1	NR	NR	NR	NR	NR		NR	
E1 – E4	0 ±1	NR	NR	NR	NR	NR		NR	
E5 – E9	0 ±1	NR	NR	NR	NR	NR		NR	
Officers	0 ±1	NR	NR	NR	NR	NR		NR	
O1 – O3	NA	NA	NA	NA	NA	NA		NA	
O4 – O6	0 ±1	NR	NR	NR	NR	NR		NR	
Experienced USC	8 ±9	NR	NR	NR	NR	NR		NR	
Not Experienced USC	NA	NA	NA	NA	NA	NA		NA	
Experienced SH	1 ±2	NR	NR	NR	NR	NR		NR	
Not Experienced SH	0 ±1	NR	NR	NR	NR	NR		NR	
Deployed Past 12 Months	0 ±1	NR	NR	NR	NR	NR		NR	
Not Deployed Past 12 Months	0 ±1	NR	NR	NR	NR	NR		NR	
Army Enlisted	NA	NA	NA	NA	NA	NA		NA	
E1 – E4	NA	NA	NA	NA	NA	NA		NA	
Army Officers	NA	NA	NA	NA	NA	NA		NA	
Navy Enlisted	0 ±1	NR	NR	NR	NR	NR		NR	
E1 – E4	1 ±2	NR	NR	NR	NR	NR		NR	
Navy Officers	0 ±1	NR	NR	NR	NR	NR		NR	
Marine Corps Enlisted	0 ±1	NR	NR	NR	NR	NR		NR	
E1 – E4	0 ±1	NR	NR	NR	NR	NR		NR	
Marine Corps Officers	NA	NA	NA	NA	NA	NA		NA	
Air Force Enlisted	NA	NA	NA	NA	NA	NA		NA	
E1 – E4	NA	NA	NA	NA	NA	NA		NA	
Air Force Officers	NA	NA	NA	NA	NA	NA		NA	

Note. Percent responding are active duty members who answered the question, who experienced unwanted sexual contact (Q32), and who reported the situation to a military authority (Q46). Respondents who indicated "Does not apply" are excluded from this analysis.

NR: Not reportable












































NA: Not applicable

60. How satisfied have you been with...**c. The quality of medical care you received?**

1. Very dissatisfied
4. Satisfied

2. Dissatisfied
5. Very satisfied

3. Neither satisfied nor dissatisfied

	Percent Responding		Percentages					Max ME	Average Satisfaction		
			1	2	3	4	5				
TOTAL	0	±1	NR	NR	26	16	24	±14	3.1	±0.7	
Army	0	±1	NR	NR	NR	NR	NR		3.5	±0.6	
Navy	1	±1	NR	NR	NR	NR	NR		NR		
Marine Corps	0	±1	2	5	25	18	NR	±15	4.1	±0.4	
Air Force	0	±1	NR	NR	NR	NR	NR		4.0	±0.6	
Enlisted	0	±1	NR	NR	26	15	23	±15	3.1	±0.7	
E1 – E4	0	±1	NR	NR	25	14	23	±16	3.0	±0.7	
E1 – E3	1	±1	NR	NR	NR	12	17	±15	2.8	±0.8	
E4	0	±1	NR	NR	NR	NR	NR		4.2	±0.5	
E5 – E9	0	±1	NR	NR	NR	NR	NR		3.6	±0.5	
E5 – E6	0	±1	NR	NR	NR	NR	NR		NR		
E7 – E9	0	±1	NR	NR	NR	NR	NR		NR		
Officers	0	±1	NR	NR	NR	NR	NR		NR		
O1 – O3	0	±1	NR	NR	NR	NR	NR		NR		
O4 – O6	0	±1	NR	NR	NR	NR	NR		NR		
Deployed Past 12 Months	0	±1	NR	NR	NR	NR	NR		NR		
Not Deployed Past 12 Months	0	±1	7	NR	24	19	27	±16	3.4	±0.6	
Non-Hispanic White	0	±1	8	NR	NR	20	NR	±16	3.3	±0.7	
Total Minority	0	±1	NR	8	NR	10	NR	±15	NR		
Non-Hispanic Black	0	±1	NR	NR	NR	NR	NR		3.4	±0.6	
Hispanic	0	±1	NR	1	NR	NR	NR	±6	NR		
Experienced USC	13	±5	NR	NR	26	16	24	±14	3.1	±0.7	
Not Experienced USC	NA		NA	NA	NA	NA	NA		NA		
Experienced SH	2	±2	7	NR	33	17	19	±17	3.2	±0.5	
Not Experienced SH	0	±1	NR	NR	NR	NR	NR		NR		
FEMALES	1	±1	7	6	38	23	26	±12	3.5	±0.3	
Army	1	±1	NR	NR	NR	NR	NR		3.5	±0.6	
Navy	2	±1	NR	8	NR	NR	NR	±15	3.4	±0.5	
Marine Corps	2	±1	3	9	28	30	31	±12	3.8	±0.3	
Air Force	1	±1	NR	NR	NR	NR	NR		4.0	±0.6	
Enlisted	1	±1	8	7	37	23	26	±12	3.5	±0.3	
E1 – E4	2	±1	9	5	37	22	28	±14	3.6	±0.4	
E5 – E9	0	±1	NR	NR	NR	NR	NR		NR		
Officers	0	±1	NR	NR	NR	NR	NR		NR		
O1 – O3	0	±1	NR	NR	NR	NR	NR		NR		
O4 – O6	0	±1	NR	NR	NR	NR	NR		NR		
Experienced USC	19	±4	7	6	38	23	26	±12	3.5	±0.3	
Not Experienced USC	NA		NA	NA	NA	NA	NA		NA		
Experienced SH	4	±1	8	8	40	22	23	±13	3.4	±0.4	
Not Experienced SH	0	±1	1	NR	NR	NR	NR	±6	4.1	±0.5	
Deployed Past 12 Months	1	±1	NR	NR	NR	NR	NR		3.6	±0.5	
Not Deployed Past 12 Months	1	±1	9	6	32	26	26	±14	3.5	±0.4	

Note. Percent responding are active duty members who answered the question, who experienced unwanted sexual contact (Q32), and who reported the situation to a military authority (Q46). Respondents who indicated "Does not apply" are excluded from this analysis.

NR: Not reportable

NA: Not applicable

60. How satisfied have you been with...
c. The quality of medical care you received?

	Percent Responding	Percentages					Max ME	Average Satisfaction	
		1	2	3	4	5			
Army Enlisted	1 ±1	NR	NR	NR	NR	NR		3.5 ±0.6	
E1 – E4	1 ±1	NR	NR	NR	NR	NR		NR	
Army Officers	0 ±1	NR	NR	NR	NR	NR		NR	
Navy Enlisted	2 ±1	NR	NR	NR	NR	NR		3.3 ±0.5	
E1 – E4	3 ±2	NR	NR	NR	NR	NR		3.3 ±0.6	
Navy Officers	0 ±1	NR	NR	NR	NR	NR		NR	
Marine Corps Enlisted	3 ±1	3	9	28	28	32	±12	3.8 ±0.3	
E1 – E4	3 ±1	3	9	28	29	30	±13	3.7 ±0.3	
Marine Corps Officers	0 ±1	NR	NR	NR	NR	NR		NR	
Air Force Enlisted	1 ±1	NR	NR	NR	NR	NR		4.0 ±0.7	
E1 – E4	1 ±1	NR	NR	NR	NR	NR		NR	
Air Force Officers	0 ±1	NR	NR	NR	NR	NR		NR	
MALES	0 ±1	NR	NR	NR	NR	NR		NR	
Army	NA	NA	NA	NA	NA	NA		NA	
Navy	0 ±1	NR	NR	NR	NR	NR		NR	
Marine Corps	0 ±1	NR	NR	NR	NR	NR		NR	
Air Force	NA	NA	NA	NA	NA	NA		NA	
Enlisted	0 ±1	NR	NR	NR	NR	NR		NR	
E1 – E4	0 ±1	NR	NR	NR	NR	NR		NR	
E5 – E9	0 ±1	NR	NR	NR	NR	NR		NR	
Officers	0 ±1	NR	NR	NR	NR	NR		NR	
O1 – O3	NA	NA	NA	NA	NA	NA		NA	
O4 – O6	0 ±1	NR	NR	NR	NR	NR		NR	
Experienced USC	8 ±9	NR	NR	NR	NR	NR		NR	
Not Experienced USC	NA	NA	NA	NA	NA	NA		NA	
Experienced SH	1 ±2	NR	NR	NR	NR	NR		NR	
Not Experienced SH	0 ±1	NR	NR	NR	NR	NR		NR	
Deployed Past 12 Months	0 ±1	NR	NR	NR	NR	NR		NR	
Not Deployed Past 12 Months	0 ±1	NR	NR	NR	NR	NR		NR	
Army Enlisted	NA	NA	NA	NA	NA	NA		NA	
E1 – E4	NA	NA	NA	NA	NA	NA		NA	
Army Officers	NA	NA	NA	NA	NA	NA		NA	
Navy Enlisted	0 ±1	NR	NR	NR	NR	NR		NR	
E1 – E4	1 ±2	NR	NR	NR	NR	NR		NR	
Navy Officers	0 ±1	NR	NR	NR	NR	NR		NR	
Marine Corps Enlisted	0 ±1	NR	NR	NR	NR	NR		NR	
E1 – E4	0 ±1	NR	NR	NR	NR	NR		NR	
Marine Corps Officers	NA	NA	NA	NA	NA	NA		NA	
Air Force Enlisted	NA	NA	NA	NA	NA	NA		NA	
E1 – E4	NA	NA	NA	NA	NA	NA		NA	
Air Force Officers	NA	NA	NA	NA	NA	NA		NA	

Note. Percent responding are active duty members who answered the question, who experienced unwanted sexual contact (Q32), and who reported the situation to a military authority (Q46). Respondents who indicated "Does not apply" are excluded from this analysis.
 NR: Not reportable
 NA: Not applicable

**60. How satisfied have you been with...
d. The amount of time investigation process took/is taking?**

1. Very dissatisfied 2. Dissatisfied 3. Neither satisfied nor dissatisfied
4. Satisfied 5. Very satisfied

	Percent Responding		Percentages					Max ME	Average Satisfaction		
			1	2	3	4	5				
TOTAL	0	±1	NR	NR	24	11	19	±11	2.8	±0.5	
Army	0	±1	23	14	28	NR	21	±18	3.0	±0.5	
Navy	1	±1	NR	NR	NR	6	NR	±12	NR		
Marine Corps	0	±1	24	8	21	18	29	±18	3.2	±0.5	
Air Force	0	±1	NR	NR	NR	NR	NR		3.2	±0.5	
Enlisted	0	±1	NR	NR	24	11	16	±12	2.7	±0.5	
E1 – E4	1	±1	NR	NR	23	13	17	±14	2.7	±0.6	
E1 – E3	1	±1	NR	NR	22	13	15	±16	2.6	±0.6	
E4	0	±1	NR	NR	NR	NR	NR		3.1	±0.6	
E5 – E9	0	±1	NR	NR	NR	3	NR	±4	2.5	±0.6	
E5 – E6	0	±1	NR	NR	NR	3	NR	±4	2.3	±0.6	
E7 – E9	0	±1	NR	NR	NR	NR	NR		NR		
Officers	0	±1	NR	NR	NR	NR	NR		NR		
O1 – O3	0	±1	NR	NR	NR	NR	NR		NR		
O4 – O6	0	±1	NR	NR	NR	NR	NR		NR		
Deployed Past 12 Months	0	±1	NR	8	NR	NR	NR	±14	NR		
Not Deployed Past 12 Months	0	±1	15	NR	23	13	23	±14	3.0	±0.5	
Non-Hispanic White	0	±1	18	NR	24	12	21	±17	2.9	±0.5	
Total Minority	0	±1	NR	14	24	11	15	±18	NR		
Non-Hispanic Black	0	±1	NR	NR	NR	1	NR	±5	3.2	±0.7	
Hispanic	0	±1	NR	1	NR	NR	NR	±6	NR		
Experienced USC	16	±5	NR	NR	24	11	19	±11	2.8	±0.5	
Not Experienced USC	NA		NA	NA	NA	NA	NA		NA		
Experienced SH	3	±2	21	NR	26	11	14	±13	2.7	±0.4	
Not Experienced SH	0	±1	NR	3	NR	NR	NR	±10	NR		
FEMALES	1	±1	21	14	31	16	18	±10	2.9	±0.3	
Army	2	±1	23	14	28	NR	21	±18	3.0	±0.5	
Navy	2	±1	22	16	NR	NR	NR	±18	2.9	±0.6	
Marine Corps	3	±1	32	12	21	27	8	±11	2.7	±0.3	
Air Force	1	±1	NR	NR	NR	NR	NR		3.2	±0.5	
Enlisted	2	±1	21	15	31	15	18	±11	2.9	±0.3	
E1 – E4	3	±1	20	12	32	18	19	±12	3.0	±0.4	
E5 – E9	1	±1	NR	NR	NR	3	NR	±4	2.4	±0.6	
Officers	0	±1	NR	NR	NR	NR	NR		NR		
O1 – O3	1	±1	NR	NR	NR	NR	NR		NR		
O4 – O6	0	±1	NR	NR	NR	NR	NR		NR		
Experienced USC	25	±5	21	14	31	16	18	±10	2.9	±0.3	
Not Experienced USC	NA		NA	NA	NA	NA	NA		NA		
Experienced SH	5	±2	25	16	29	14	16	±12	2.8	±0.4	
Not Experienced SH	0	±1	NR	NR	NR	NR	NR		3.6	±0.5	
Deployed Past 12 Months	2	±1	NR	12	NR	NR	NR	±16	2.7	±0.5	
Not Deployed Past 12 Months	1	±1	19	15	29	17	21	±13	3.1	±0.4	

Note. Percent responding are active duty members who answered the question, who experienced unwanted sexual contact (Q32), and who reported the situation to a military authority (Q46). Respondents who indicated "Does not apply" are excluded from this analysis.
NR: Not reportable NA: Not applicable

60. How satisfied have you been with...

d. The amount of time investigation process took/is taking?

	Percent Responding	Percentages					Max ME	Average Satisfaction	
		1	2	3	4	5			
Army Enlisted	2 ±1	20	15	NR	NR	NR	±17	3.0 ±0.5	
E1 – E4	3 ±2	NR	NR	NR	NR	NR		3.3 ±0.6	
Army Officers	0 ±1	NR	NR	NR	NR	NR		NR	
Navy Enlisted	2 ±1	21	17	NR	NR	NR	±18	2.9 ±0.6	
E1 – E4	3 ±2	NR	NR	NR	NR	NR		3.0 ±0.6	
Navy Officers	1 ±1	NR	NR	NR	NR	NR		NR	
Marine Corps Enlisted	3 ±1	32	12	21	27	8	±11	2.7 ±0.3	
E1 – E4	4 ±1	32	12	21	26	8	±11	2.7 ±0.3	
Marine Corps Officers	0 ±1	NR	NR	NR	NR	NR		NR	
Air Force Enlisted	1 ±1	NR	NR	NR	NR	NR		3.1 ±0.6	
E1 – E4	1 ±1	NR	NR	NR	NR	NR		3.0 ±0.6	
Air Force Officers	1 ±1	NR	NR	NR	NR	NR		NR	
MALES	0 ±1	NR	NR	NR	NR	NR		NR	
Army	NA	NA	NA	NA	NA	NA		NA	
Navy	0 ±1	NR	NR	NR	NR	NR		NR	
Marine Corps	0 ±1	NR	NR	NR	NR	NR		NR	
Air Force	NA	NA	NA	NA	NA	NA		NA	
Enlisted	0 ±1	NR	NR	NR	NR	NR		NR	
E1 – E4	0 ±1	NR	NR	NR	NR	NR		NR	
E5 – E9	0 ±1	NR	NR	NR	NR	NR		NR	
Officers	0 ±1	NR	NR	NR	NR	NR		NR	
O1 – O3	NA	NA	NA	NA	NA	NA		NA	
O4 – O6	0 ±1	NR	NR	NR	NR	NR		NR	
Experienced USC	8 ±9	NR	NR	NR	NR	NR		NR	
Not Experienced USC	NA	NA	NA	NA	NA	NA		NA	
Experienced SH	1 ±2	NR	NR	NR	NR	NR		2.2 ±0.4	
Not Experienced SH	0 ±1	NR	NR	NR	NR	NR		NR	
Deployed Past 12 Months	0 ±1	NR	NR	NR	NR	NR		NR	
Not Deployed Past 12 Months	0 ±1	NR	NR	NR	NR	NR		NR	
Army Enlisted	NA	NA	NA	NA	NA	NA		NA	
E1 – E4	NA	NA	NA	NA	NA	NA		NA	
Army Officers	NA	NA	NA	NA	NA	NA		NA	
Navy Enlisted	0 ±1	NR	NR	NR	NR	NR		NR	
E1 – E4	1 ±2	NR	NR	NR	NR	NR		NR	
Navy Officers	0 ±1	NR	NR	NR	NR	NR		NR	
Marine Corps Enlisted	0 ±1	NR	NR	NR	NR	NR		NR	
E1 – E4	0 ±1	NR	NR	NR	NR	NR		NR	
Marine Corps Officers	NA	NA	NA	NA	NA	NA		NA	
Air Force Enlisted	NA	NA	NA	NA	NA	NA		NA	
E1 – E4	NA	NA	NA	NA	NA	NA		NA	
Air Force Officers	NA	NA	NA	NA	NA	NA		NA	

Note. Percent responding are active duty members who answered the question, who experienced unwanted sexual contact (Q32), and who reported the situation to a military authority (Q46). Respondents who indicated "Does not apply" are excluded from this analysis.

NR: Not reportable

NA: Not applicable

60. How satisfied have you been with...

e. How well you were/are kept informed about the progress of your case?

1. Very dissatisfied
4. Satisfied

2. Dissatisfied
5. Very satisfied

3. Neither satisfied nor dissatisfied

	Percent Responding		Percentages					Max ME	Average Satisfaction		
			1	2	3	4	5				
TOTAL	0	±1	NR	12	20	8	17	±11	2.4	±0.5	
Army	0	±1	NR	20	19	NR	NR	±18	2.4	±0.6	
Navy	1	±1	NR	NR	14	6	NR	±17	NR		
Marine Corps	0	±1	21	11	22	13	33	±17	3.3	±0.5	
Air Force	0	±1	NR	NR	NR	NR	NR		2.7	±0.5	
Enlisted	0	±1	NR	12	20	8	14	±11	2.3	±0.5	
E1 – E4	1	±1	NR	10	20	9	15	±12	2.4	±0.6	
E1 – E3	1	±1	NR	11	15	9	13	±13	2.2	±0.6	
E4	0	±1	NR	NR	NR	NR	NR		3.1	±0.6	
E5 – E9	0	±1	NR	NR	NR	2	NR	±3	2.1	±0.6	
E5 – E6	0	±1	NR	NR	NR	1	NR	±4	1.9	±0.5	
E7 – E9	0	±1	NR	NR	NR	NR	NR		NR		
Officers	0	±1	NR	NR	NR	NR	NR		NR		
O1 – O3	0	±1	NR	NR	NR	NR	NR		NR		
O4 – O6	0	±1	NR	NR	NR	NR	NR		NR		
Deployed Past 12 Months	0	±1	NR	NR	NR	5	NR	±12	NR		
Not Deployed Past 12 Months	0	±1	NR	13	20	9	20	±14	2.6	±0.6	
Non-Hispanic White	0	±1	NR	10	19	10	19	±17	2.5	±0.7	
Total Minority	0	±1	NR	15	21	4	14	±16	2.2	±0.7	
Non-Hispanic Black	0	±1	NR	NR	NR	1	NR	±2	2.8	±0.7	
Hispanic	0	±1	NR	1	NR	2	NR	±6	NR		
Experienced USC	16	±5	NR	12	20	8	17	±11	2.4	±0.5	
Not Experienced USC	NA		NA	NA	NA	NA	NA		NA		
Experienced SH	3	±2	NR	17	20	6	11	±11	2.2	±0.5	
Not Experienced SH	0	±1	NR	2	NR	NR	NR	±7	NR		
FEMALES	1	±1	32	17	26	11	15	±10	2.6	±0.3	
Army	2	±1	NR	20	19	NR	NR	±18	2.4	±0.6	
Navy	2	±1	28	NR	NR	NR	NR	±18	2.7	±0.6	
Marine Corps	3	±1	27	16	22	20	15	±10	2.8	±0.3	
Air Force	1	±1	NR	NR	NR	NR	NR		2.7	±0.5	
Enlisted	2	±1	32	16	26	11	15	±11	2.6	±0.3	
E1 – E4	3	±1	30	14	27	13	16	±12	2.7	±0.4	
E5 – E9	1	±1	NR	NR	NR	2	NR	±4	2.0	±0.5	
Officers	1	±1	NR	NR	NR	NR	NR		2.7	±0.8	
O1 – O3	1	±1	NR	NR	NR	NR	NR		NR		
O4 – O6	0	±1	NR	NR	NR	NR	NR		NR		
Experienced USC	24	±5	32	17	26	11	15	±10	2.6	±0.3	
Not Experienced USC	NA		NA	NA	NA	NA	NA		NA		
Experienced SH	5	±2	37	20	23	8	12	±11	2.4	±0.4	
Not Experienced SH	0	±1	NR	4	NR	NR	NR	±11	3.5	±0.5	
Deployed Past 12 Months	2	±1	NR	17	NR	8	NR	±18	2.4	±0.5	
Not Deployed Past 12 Months	1	±1	29	17	25	12	17	±13	2.7	±0.4	

Note. Percent responding are active duty members who answered the question, who experienced unwanted sexual contact (Q32), and who reported the situation to a military authority (Q46). Respondents who indicated "Does not apply" are excluded from this analysis.

NR: Not reportable

NA: Not applicable

60. How satisfied have you been with...

e. How well you were/are kept informed about the progress of your case?

	Percent Responding	Percentages					Max ME	Average Satisfaction	
		1	2	3	4	5			
Army Enlisted	2 ±1	NR	NR	NR	NR	NR		2.4 ±0.6	
E1 – E4	2 ±2	NR	NR	NR	NR	NR		2.5 ±0.7	
Army Officers	1 ±1	NR	NR	NR	NR	NR		NR	
Navy Enlisted	2 ±1	28	NR	NR	NR	NR	±18	2.7 ±0.6	
E1 – E4	3 ±2	NR	NR	NR	NR	NR		2.8 ±0.7	
Navy Officers	1 ±1	NR	NR	NR	NR	NR		NR	
Marine Corps Enlisted	3 ±1	27	16	22	20	15	±10	2.8 ±0.3	
E1 – E4	4 ±1	25	16	23	20	16	±11	2.9 ±0.3	
Marine Corps Officers	0 ±1	NR	NR	NR	NR	NR		NR	
Air Force Enlisted	1 ±1	NR	NR	NR	NR	NR		2.7 ±0.5	
E1 – E4	2 ±1	NR	NR	NR	NR	NR		2.7 ±0.6	
Air Force Officers	1 ±1	NR	NR	NR	NR	NR		NR	
MALES	0 ±1	NR	NR	NR	NR	NR		NR	
Army	NA	NA	NA	NA	NA	NA		NA	
Navy	0 ±1	NR	NR	NR	NR	NR		NR	
Marine Corps	0 ±1	NR	NR	NR	NR	NR		NR	
Air Force	NA	NA	NA	NA	NA	NA		NA	
Enlisted	0 ±1	NR	NR	NR	NR	NR		NR	
E1 – E4	0 ±1	NR	NR	NR	NR	NR		NR	
E5 – E9	0 ±1	NR	NR	NR	NR	NR		NR	
Officers	0 ±1	NR	NR	NR	NR	NR		NR	
O1 – O3	NA	NA	NA	NA	NA	NA		NA	
O4 – O6	0 ±1	NR	NR	NR	NR	NR		NR	
Experienced USC	8 ±9	NR	NR	NR	NR	NR		NR	
Not Experienced USC	NA	NA	NA	NA	NA	NA		NA	
Experienced SH	1 ±2	NR	NR	NR	NR	NR		NR	
Not Experienced SH	0 ±1	NR	NR	NR	NR	NR		NR	
Deployed Past 12 Months	0 ±1	NR	NR	NR	NR	NR		NR	
Not Deployed Past 12 Months	0 ±1	NR	NR	NR	NR	NR		NR	
Army Enlisted	NA	NA	NA	NA	NA	NA		NA	
E1 – E4	NA	NA	NA	NA	NA	NA		NA	
Army Officers	NA	NA	NA	NA	NA	NA		NA	
Navy Enlisted	0 ±1	NR	NR	NR	NR	NR		NR	
E1 – E4	1 ±2	NR	NR	NR	NR	NR		NR	
Navy Officers	0 ±1	NR	NR	NR	NR	NR		NR	
Marine Corps Enlisted	0 ±1	NR	NR	NR	NR	NR		NR	
E1 – E4	0 ±1	NR	NR	NR	NR	NR		NR	
Marine Corps Officers	NA	NA	NA	NA	NA	NA		NA	
Air Force Enlisted	NA	NA	NA	NA	NA	NA		NA	
E1 – E4	NA	NA	NA	NA	NA	NA		NA	
Air Force Officers	NA	NA	NA	NA	NA	NA		NA	

Note. Percent responding are active duty members who answered the question, who experienced unwanted sexual contact (Q32), and who reported the situation to a military authority (Q46). Respondents who indicated "Does not apply" are excluded from this analysis.

NR: Not reportable

NA: Not applicable

60. How satisfied have you been with...

f. The Safe Helpline service you received?

1. Very dissatisfied
4. Satisfied2. Dissatisfied
5. Very satisfied

3. Neither satisfied nor dissatisfied






	Percent Responding		Percentages					Max ME	Average Satisfaction		
			1	2	3	4	5				
TOTAL	0	±1	NR	1	NR	14	24	±16	NR		
Army	0	±1	NR	NR	NR	NR	NR		NR		
Navy	0	±1	NR	NR	NR	NR	NR		NR		
Marine Corps	0	±1	NR	NR	NR	15	NR	±12	3.9	±0.6	
Air Force	0	±1	NR	NR	NR	NR	NR		NR		
Enlisted	0	±1	NR	NR	NR	16	21	±16	NR		
E1 – E4	0	±1	NR	NR	NR	16	21	±17	NR		
E1 – E3	1	±1	NR	NR	NR	NR	NR		NR		
E4	0	±1	NR	NR	NR	NR	NR		NR		
E5 – E9	0	±1	NR	NR	NR	NR	NR		NR		
E5 – E6	0	±1	NR	NR	NR	NR	NR		NR		
E7 – E9	0	±1	NR	NR	NR	NR	NR		NR		
Officers	0	±1	NR	NR	NR	NR	NR		NR		
O1 – O3	0	±1	NR	NR	NR	NR	NR		NR		
O4 – O6	0	±1	NR	NR	NR	NR	NR		NR		
Deployed Past 12 Months	0	±1	NR	NR	NR	1	NR	±4	NR		
Not Deployed Past 12 Months	0	±1	3	NR	40	22	33	±17	3.8	±0.4	
Non-Hispanic White	0	±1	NR	NR	NR	18	NR	±16	3.8	±0.5	
Total Minority	0	±1	NR	NR	NR	NR	NR		NR		
Non-Hispanic Black	0	±1	NR	NR	NR	NR	NR		NR		
Hispanic	0	±1	NR	NR	NR	NR	NR		NR		
Experienced USC	9	±4	NR	1	NR	14	24	±16	NR		
Not Experienced USC	NA		NA	NA	NA	NA	NA		NA		
Experienced SH	1	±1	5	NR	59	19	15	±15	3.4	±0.3	
Not Experienced SH	0	±1	NR	NR	NR	NR	NR		NR		
FEMALES	1	±1	3	1	54	20	21	±14	3.5	±0.3	
Army	1	±1	NR	NR	NR	NR	NR		NR		
Navy	2	±1	NR	NR	NR	NR	NR		3.5	±0.4	
Marine Corps	1	±1	NR	NR	45	32	20	±16	3.7	±0.3	
Air Force	0	±1	NR	NR	NR	NR	NR		NR		
Enlisted	1	±1	NR	NR	55	22	21	±15	3.6	±0.3	
E1 – E4	2	±1	NR	NR	54	22	21	±17	3.6	±0.3	
E5 – E9	0	±1	NR	NR	NR	NR	NR		NR		
Officers	0	±1	NR	NR	NR	NR	NR		NR		
O1 – O3	0	±1	NR	NR	NR	NR	NR		NR		
O4 – O6	0	±1	NR	NR	NR	NR	NR		NR		
Experienced USC	14	±4	3	1	54	20	21	±14	3.5	±0.3	
Not Experienced USC	NA		NA	NA	NA	NA	NA		NA		
Experienced SH	3	±1	3	NR	60	20	15	±16	3.4	±0.3	
Not Experienced SH	0	±1	1	NR	NR	NR	NR	±7	NR		
Deployed Past 12 Months	1	±1	NR	NR	NR	2	NR	±6	3.3	±0.4	
Not Deployed Past 12 Months	1	±1	4	NR	NR	26	23	±17	3.6	±0.4	

Note. Percent responding are active duty members who answered the question, who experienced unwanted sexual contact (Q32), and who reported the situation to a military authority (Q46). Respondents who indicated "Does not apply" are excluded from this analysis.

NR: Not reportable

NA: Not applicable

60. How satisfied have you been with...
f. The Safe Helpline service you received?

	Percent Responding		Percentages					Max ME	Average Satisfaction		
			1	2	3	4	5				
Army Enlisted	1	±1	NR	NR	NR	NR	NR		NR		
E1 – E4	1	±1	NR	NR	NR	NR	NR		NR		
Army Officers	0	±1	NR	NR	NR	NR	NR		NR		
Navy Enlisted	2	±1	NR	NR	NR	NR	NR		3.5	±0.5	
E1 – E4	3	±2	NR	NR	NR	NR	NR		3.6	±0.5	
Navy Officers	0	±1	NR	NR	NR	NR	NR		NR		
Marine Corps Enlisted	1	±1	NR	NR	45	32	20	±16	3.7	±0.3	
E1 – E4	2	±1	NR	NR	45	33	19	±16	3.7	±0.3	
Marine Corps Officers	NA		NA	NA	NA	NA	NA		NA		
Air Force Enlisted	0	±1	NR	NR	NR	NR	NR		NR		
E1 – E4	1	±1	NR	NR	NR	NR	NR		NR		
Air Force Officers	0	±1	NR	NR	NR	NR	NR		NR		
MALES	0	±1	NR	NR	NR	NR	NR		NR		
Army	NA		NA	NA	NA	NA	NA		NA		
Navy	0	±1	NR	NR	NR	NR	NR		NR		
Marine Corps	0	±1	NR	NR	NR	NR	NR		NR		
Air Force	NA		NA	NA	NA	NA	NA		NA		
Enlisted	0	±1	NR	NR	NR	NR	NR		NR		
E1 – E4	0	±1	NR	NR	NR	NR	NR		NR		
E5 – E9	0	±1	NR	NR	NR	NR	NR		NR		
Officers	0	±1	NR	NR	NR	NR	NR		NR		
O1 – O3	NA		NA	NA	NA	NA	NA		NA		
O4 – O6	0	±1	NR	NR	NR	NR	NR		NR		
Experienced USC	5	±6	NR	NR	NR	NR	NR		NR		
Not Experienced USC	NA		NA	NA	NA	NA	NA		NA		
Experienced SH	0	±1	NR	NR	NR	NR	NR		NR		
Not Experienced SH	0	±1	NR	NR	NR	NR	NR		NR		
Deployed Past 12 Months	0	±1	NR	NR	NR	NR	NR		NR		
Not Deployed Past 12 Months	0	±1	NR	NR	NR	NR	NR		4.9	±0.3	
Army Enlisted	NA		NA	NA	NA	NA	NA		NA		
E1 – E4	NA		NA	NA	NA	NA	NA		NA		
Army Officers	NA		NA	NA	NA	NA	NA		NA		
Navy Enlisted	0	±1	NR	NR	NR	NR	NR		NR		
E1 – E4	0	±1	NR	NR	NR	NR	NR		NR		
Navy Officers	0	±1	NR	NR	NR	NR	NR		NR		
Marine Corps Enlisted	0	±1	NR	NR	NR	NR	NR		NR		
E1 – E4	0	±1	NR	NR	NR	NR	NR		NR		
Marine Corps Officers	NA		NA	NA	NA	NA	NA		NA		
Air Force Enlisted	NA		NA	NA	NA	NA	NA		NA		
E1 – E4	NA		NA	NA	NA	NA	NA		NA		
Air Force Officers	NA		NA	NA	NA	NA	NA		NA		

Note. Percent responding are active duty members who answered the question, who experienced unwanted sexual contact (Q32), and who reported the situation to a military authority (Q46). Respondents who indicated "Does not apply" are excluded from this analysis.
 NR: Not reportable
 NA: Not applicable

60. How satisfied have you been with...
g. The reporting process overall?

	Percent Responding	Percentages					Max ME	Average Satisfaction	
		1	2	3	4	5			
Army Enlisted	2 ±1	NR	NR	NR	NR	NR		2.8 ±0.6	
E1 – E4	3 ±2	NR	NR	NR	NR	NR		2.8 ±0.6	
Army Officers	1 ±1	NR	NR	NR	NR	NR		NR	
Navy Enlisted	3 ±1	15	10	NR	NR	NR	±15	3.1 ±0.5	
E1 – E4	4 ±2	14	11	NR	NR	NR	±16	3.2 ±0.5	
Navy Officers	1 ±1	NR	NR	NR	NR	NR		NR	
Marine Corps Enlisted	3 ±1	15	15	28	24	18	±10	3.2 ±0.3	
E1 – E4	5 ±1	14	15	29	24	18	±11	3.2 ±0.3	
Marine Corps Officers	1 ±1	NR	NR	NR	NR	NR		NR	
Air Force Enlisted	1 ±1	NR	NR	NR	NR	NR		3.1 ±0.6	
E1 – E4	2 ±1	NR	NR	NR	NR	NR		2.9 ±0.6	
Air Force Officers	1 ±1	NR	NR	NR	NR	NR		NR	
MALES	0 ±1	NR	NR	NR	NR	NR		NR	
Army	NA	NA	NA	NA	NA	NA		NA	
Navy	0 ±1	NR	NR	NR	NR	NR		NR	
Marine Corps	0 ±1	NR	NR	NR	NR	NR		NR	
Air Force	NA	NA	NA	NA	NA	NA		NA	
Enlisted	0 ±1	NR	NR	NR	NR	NR		1.6 ±0.7	
E1 – E4	0 ±1	NR	NR	NR	NR	NR		NR	
E5 – E9	0 ±1	NR	NR	NR	NR	NR		NR	
Officers	0 ±1	NR	NR	NR	NR	NR		NR	
O1 – O3	NA	NA	NA	NA	NA	NA		NA	
O4 – O6	0 ±1	NR	NR	NR	NR	NR		NR	
Experienced USC	10 ±9	NR	NR	NR	NR	NR		NR	
Not Experienced USC	NA	NA	NA	NA	NA	NA		NA	
Experienced SH	1 ±2	NR	NR	NR	NR	NR		NR	
Not Experienced SH	0 ±1	NR	NR	NR	NR	NR		NR	
Deployed Past 12 Months	0 ±1	NR	NR	NR	NR	NR		1.3 ±0.6	
Not Deployed Past 12 Months	0 ±1	NR	NR	NR	NR	NR		NR	
Army Enlisted	NA	NA	NA	NA	NA	NA		NA	
E1 – E4	NA	NA	NA	NA	NA	NA		NA	
Army Officers	NA	NA	NA	NA	NA	NA		NA	
Navy Enlisted	0 ±1	NR	NR	NR	NR	NR		NR	
E1 – E4	1 ±2	NR	NR	NR	NR	NR		NR	
Navy Officers	0 ±1	NR	NR	NR	NR	NR		NR	
Marine Corps Enlisted	0 ±1	NR	NR	NR	NR	NR		NR	
E1 – E4	0 ±1	NR	NR	NR	NR	NR		NR	
Marine Corps Officers	NA	NA	NA	NA	NA	NA		NA	
Air Force Enlisted	NA	NA	NA	NA	NA	NA		NA	
E1 – E4	NA	NA	NA	NA	NA	NA		NA	
Air Force Officers	NA	NA	NA	NA	NA	NA		NA	

Note. Percent responding are active duty members who answered the question, who experienced unwanted sexual contact (Q32), and who reported the situation to a military authority (Q46). Respondents who indicated "Does not apply" are excluded from this analysis.
 NR: Not reportable
 NA: Not applicable

68. When you reported the situation were you offered...

- a. Sexual assault advocacy services (e.g., referrals or offers to accompany/transport you to appointments)?
- b. Counseling services?
- c. Medical or forensic services?
- d. Legal services?
- e. Chaplain services?

	Percent Responding		Percentages					Max ME
			a	b	c	d	e	
TOTAL	0	±1	67	NR	53	52	64	±16
Army	0	±1	NR	NR	NR	NR	NR	
Navy	1	±1	NR	NR	NR	NR	NR	
Marine Corps	0	±1	81	78	71	73	80	±13
Air Force	0	±1	NR	NR	NR	NR	NR	
Enlisted	0	±1	66	NR	52	51	63	±17
E1 – E4	1	±1	NR	NR	NR	NR	NR	
E1 – E3	1	±1	85	NR	72	NR	82	±16
E4	0	±1	NR	NR	NR	NR	NR	
E5 – E9	0	±1	NR	NR	NR	NR	NR	
E5 – E6	0	±1	NR	NR	NR	NR	NR	
E7 – E9	0	±1	NR	NR	NR	NR	NR	
Officers	0	±1	NR	NR	NR	NR	NR	
O1 – O3	0	±1	NR	NR	NR	NR	NR	
O4 – O6	0	±1	NR	NR	NR	NR	NR	
Deployed Past 12 Months	0	±1	NR	NR	NR	NR	NR	
Not Deployed Past 12 Months	0	±1	82	NR	68	NR	76	±13
Non-Hispanic White	0	±1	NR	NR	NR	NR	NR	
Total Minority	0	±1	NR	NR	53	52	NR	±16
Non-Hispanic Black	0	±1	NR	NR	NR	NR	NR	
Hispanic	0	±1	NR	NR	NR	NR	NR	
Experienced USC	21	±6	67	NR	53	52	64	±16
Not Experienced USC	NA		NA	NA	NA	NA	NA	
Experienced SH	4	±2	NR	NR	NR	NR	NR	
Not Experienced SH	0	±1	NR	NR	NR	NR	NR	
FEMALES	2	±1	75	82	60	65	71	±9
Army	2	±1	62	76	44	NR	59	±16
Navy	2	±1	83	84	68	70	77	±16
Marine Corps	3	±1	85	87	75	72	85	±10
Air Force	1	±1	NR	NR	NR	NR	NR	
Enlisted	2	±1	76	82	61	66	71	±10
E1 – E4	3	±1	84	88	66	72	77	±11
E5 – E9	1	±1	NR	NR	NR	NR	NR	
Officers	1	±1	NR	NR	NR	NR	NR	
O1 – O3	1	±1	NR	NR	NR	NR	NR	
O4 – O6	0	±1	NR	NR	NR	NR	NR	
Experienced USC	30	±5	75	82	60	65	71	±9
Not Experienced USC	NA		NA	NA	NA	NA	NA	
Experienced SH	6	±2	72	83	59	64	73	±11
Not Experienced SH	1	±1	86	NR	NR	NR	NR	±17
Deployed Past 12 Months	2	±1	66	72	NR	NR	69	±17
Not Deployed Past 12 Months	2	±1	79	86	61	71	71	±11

Note. Percent responding are active duty members who answered the question, who experienced unwanted sexual contact (Q32), and who reported the situation to a military authority (Q46).
 NR: Not reportable
 NA: Not applicable

68. When you reported the situation were you offered...

	Percent Responding		Percentages					Max ME
			a	b	c	d	e	
Army Enlisted	2	±1	61	75	NR	NR	NR	±17
E1 – E4	3	±2	NR	NR	NR	NR	NR	
Army Officers	1	±1	NR	NR	NR	NR	NR	
Navy Enlisted	3	±1	83	84	69	72	78	±17
E1 – E4	4	±2	87	NR	NR	NR	NR	±16
Navy Officers	1	±1	NR	NR	NR	NR	NR	
Marine Corps Enlisted	4	±1	85	86	74	72	86	±10
E1 – E4	5	±1	87	89	75	72	86	±10
Marine Corps Officers	1	±1	NR	NR	NR	NR	NR	
Air Force Enlisted	1	±1	NR	NR	NR	NR	NR	
E1 – E4	2	±1	NR	NR	NR	NR	NR	
Air Force Officers	1	±1	NR	NR	NR	NR	NR	
MALES	0	±1	NR	NR	NR	NR	NR	
Army	0	±1	NR	NR	NR	NR	NR	
Navy	0	±1	NR	NR	NR	NR	NR	
Marine Corps	0	±1	NR	NR	NR	NR	NR	
Air Force	0	±1	NR	NR	NR	NR	NR	
Enlisted	0	±1	NR	NR	NR	NR	NR	
E1 – E4	0	±1	NR	NR	NR	NR	NR	
E5 – E9	0	±1	NR	NR	NR	NR	NR	
Officers	0	±1	NR	NR	NR	NR	NR	
O1 – O3	NA		NA	NA	NA	NA	NA	
O4 – O6	0	±1	NR	NR	NR	NR	NR	
Experienced USC	13	±10	NR	NR	NR	NR	NR	
Not Experienced USC	NA		NA	NA	NA	NA	NA	
Experienced SH	3	±3	NR	NR	NR	NR	NR	
Not Experienced SH	0	±1	NR	NR	NR	NR	NR	
Deployed Past 12 Months	0	±1	NR	NR	NR	NR	NR	
Not Deployed Past 12 Months	0	±1	NR	NR	NR	NR	NR	
Army Enlisted	0	±1	NR	NR	NR	NR	NR	
E1 – E4	0	±1	NR	NR	NR	NR	NR	
Army Officers	NA		NA	NA	NA	NA	NA	
Navy Enlisted	0	±1	NR	NR	NR	NR	NR	
E1 – E4	0	±1	NR	NR	NR	NR	NR	
Navy Officers	0	±1	NR	NR	NR	NR	NR	
Marine Corps Enlisted	0	±1	NR	NR	NR	NR	NR	
E1 – E4	0	±1	NR	NR	NR	NR	NR	
Marine Corps Officers	NA		NA	NA	NA	NA	NA	
Air Force Enlisted	0	±1	NR	NR	NR	NR	NR	
E1 – E4	0	±1	NR	NR	NR	NR	NR	
Air Force Officers	NA		NA	NA	NA	NA	NA	

Note. Percent responding are active duty members who answered the question, who experienced unwanted sexual contact (Q32), and who reported the situation to a military authority (Q46).

NR: Not reportable

NA: Not applicable

**69. What were your reasons for reporting the situation to any installation/Service/DoD authority or organizations?
{Subitems a-g}**

- a. Prevent the offender from continuing in the military
- b. Stop the offender from hurting you again
- c. Stop the offender from hurting others
- d. Seek justice
- e. It was the right thing to do
- f. Seek help dealing with an emotional incident
- g. Punish the offender

	Percent Responding		Percentages							Max ME
			a	b	c	d	e	f	g	
TOTAL	0	±1	26	59	54	46	70	47	44	±14
Army	0	±1	31	NR	NR	NR	NR	NR	NR	±18
Navy	1	±1	NR	NR	NR	NR	84	NR	NR	±17
Marine Corps	0	±1	48	70	75	63	78	69	55	±14
Air Force	0	±1	NR	NR	NR	NR	NR	NR	NR	
Enlisted	0	±1	24	59	52	46	70	46	44	±15
E1 – E4	1	±1	28	66	NR	44	73	NR	NR	±15
E1 – E3	1	±1	28	71	NR	NR	76	NR	NR	±16
E4	0	±1	NR	NR	NR	NR	NR	NR	NR	
E5 – E9	0	±1	13	NR	NR	NR	NR	NR	NR	±16
E5 – E6	0	±1	10	NR	NR	NR	NR	NR	NR	±15
E7 – E9	0	±1	NR	NR	NR	NR	NR	NR	NR	
Officers	0	±1	NR	NR	NR	NR	NR	NR	NR	
O1 – O3	0	±1	NR	NR	NR	NR	NR	NR	NR	
O4 – O6	0	±1	NR	NR	NR	NR	NR	NR	NR	
Deployed Past 12 Months	0	±1	18	NR	NR	NR	NR	30	22	±18
Not Deployed Past 12 Months	0	±1	31	73	NR	NR	76	NR	56	±15
Non-Hispanic White	0	±1	26	NR	NR	37	NR	NR	NR	±17
Total Minority	0	±1	27	54	NR	60	77	52	40	±16
Non-Hispanic Black	0	±1	NR	NR	NR	NR	NR	NR	NR	
Hispanic	0	±1	NR	NR	NR	NR	NR	NR	NR	
Experienced USC	19	±5	26	59	54	46	70	47	44	±14
Not Experienced USC	NA		NA	NA	NA	NA	NA	NA	NA	
Experienced SH	4	±2	27	65	NR	43	68	NR	NR	±16
Not Experienced SH	0	±1	NR	NR	NR	NR	76	NR	NR	±18
FEMALES	2	±1	30	63	67	51	72	58	43	±10
Army	2	±1	36	58	69	NR	67	NR	NR	±17
Navy	2	±1	21	68	NR	NR	74	NR	32	±18
Marine Corps	3	±1	45	79	82	60	82	69	56	±10
Air Force	1	±1	NR	NR	NR	NR	NR	NR	NR	
Enlisted	2	±1	30	64	68	52	72	59	44	±10
E1 – E4	3	±1	33	65	70	52	74	59	43	±11
E5 – E9	1	±1	NR	NR	NR	NR	NR	NR	NR	
Officers	1	±1	NR	NR	NR	NR	NR	NR	NR	
O1 – O3	1	±1	NR	NR	NR	NR	NR	NR	NR	
O4 – O6	0	±1	NR	NR	NR	NR	NR	NR	NR	
Experienced USC	29	±5	30	63	67	51	72	58	43	±10
Not Experienced USC	NA		NA	NA	NA	NA	NA	NA	NA	
Experienced SH	6	±2	34	70	72	56	73	65	44	±11
Not Experienced SH	1	±1	NR	NR	NR	NR	NR	NR	NR	
Deployed Past 12 Months	2	±1	26	NR	65	NR	73	43	31	±18
Not Deployed Past 12 Months	2	±1	32	68	69	54	71	64	48	±12

Note. Percent responding are active duty members who answered the question, who experienced unwanted sexual contact (Q32), and who reported the situation to a military authority (Q46).

NR: Not reportable

NA: Not applicable

**69. What were your reasons for reporting the situation to any installation/Service/DoD authority or organizations?
{Subitems a-g}**

	Percent Responding		Percentages							Max ME
			a	b	c	d	e	f	g	
Army Enlisted	2	±1	NR	NR	71	NR	69	NR	NR	±18
E1 – E4	3	±2	NR	NR	NR	NR	NR	NR	NR	
Army Officers	1	±1	NR	NR	NR	NR	NR	NR	NR	
Navy Enlisted	3	±1	19	NR	NR	NR	74	NR	31	±18
E1 – E4	4	±2	NR	NR	NR	NR	NR	NR	NR	
Navy Officers	1	±1	NR	NR	NR	NR	NR	NR	NR	
Marine Corps Enlisted	4	±1	46	80	82	61	82	69	57	±10
E1 – E4	5	±1	46	80	82	59	81	69	58	±11
Marine Corps Officers	1	±1	NR	NR	NR	NR	NR	NR	NR	
Air Force Enlisted	1	±1	NR	NR	NR	NR	NR	NR	NR	
E1 – E4	2	±1	NR	NR	NR	NR	NR	NR	NR	
Air Force Officers	1	±1	NR	NR	NR	NR	NR	NR	NR	
MALES	0	±1	NR	NR	NR	NR	NR	NR	NR	
Army	0	±1	NR	NR	NR	NR	NR	NR	NR	
Navy	0	±1	NR	NR	NR	NR	NR	NR	NR	
Marine Corps	0	±1	NR	NR	NR	NR	NR	NR	NR	
Air Force	0	±1	NR	NR	NR	NR	NR	NR	NR	
Enlisted	0	±1	NR	NR	NR	NR	NR	NR	NR	
E1 – E4	0	±1	NR	NR	NR	NR	NR	NR	NR	
E5 – E9	0	±1	NR	NR	NR	NR	NR	NR	NR	
Officers	0	±1	NR	NR	NR	NR	NR	NR	NR	
O1 – O3	NA		NA	NA	NA	NA	NA	NA	NA	
O4 – O6	0	±1	NR	NR	NR	NR	NR	NR	NR	
Experienced USC	10	±8	NR	NR	NR	NR	NR	NR	NR	
Not Experienced USC	NA		NA	NA	NA	NA	NA	NA	NA	
Experienced SH	2	±3	NR	NR	NR	NR	NR	NR	NR	
Not Experienced SH	0	±1	NR	NR	NR	NR	NR	NR	NR	
Deployed Past 12 Months	0	±1	NR	NR	NR	NR	NR	NR	NR	
Not Deployed Past 12 Months	0	±1	NR	NR	NR	NR	NR	NR	NR	
Army Enlisted	0	±1	NR	NR	NR	NR	NR	NR	NR	
E1 – E4	NA		NA	NA	NA	NA	NA	NA	NA	
Army Officers	NA		NA	NA	NA	NA	NA	NA	NA	
Navy Enlisted	0	±1	NR	NR	NR	NR	NR	NR	NR	
E1 – E4	0	±1	NR	NR	NR	NR	NR	NR	NR	
Navy Officers	0	±1	NR	NR	NR	NR	NR	NR	NR	
Marine Corps Enlisted	0	±1	NR	NR	NR	NR	NR	NR	NR	
E1 – E4	0	±1	NR	NR	NR	NR	NR	NR	NR	
Marine Corps Officers	NA		NA	NA	NA	NA	NA	NA	NA	
Air Force Enlisted	0	±1	NR	NR	NR	NR	NR	NR	NR	
E1 – E4	0	±1	NR	NR	NR	NR	NR	NR	NR	
Air Force Officers	NA		NA	NA	NA	NA	NA	NA	NA	

Note. Percent responding are active duty members who answered the question, who experienced unwanted sexual contact (Q32), and who reported the situation to a military authority (Q46).

NR: Not reportable

NA: Not applicable

69. What were your reasons for reporting the situation to any installation/Service/DoD authority or organizations? {Subitems h-n}

- h. Discourage other potential offenders
- i. Identify a fellow military member who is acting inappropriately
- j. Seek closure on the incident
- k. Seek medical assistance
- l. Seek mental health assistance
- m. Stop rumors by coming forward
- n. Other

	Percent Responding		Percentages								Max ME
			h	i	j	k	l	m	n		
TOTAL	0	±1	62	57	62	29	35	39	33	±16	
Army	0	±1	NR	NR	NR	22	NR	27	27	±17	
Navy	1	±1	NR	NR	NR	NR	NR	NR	NR		
Marine Corps	0	±1	68	72	73	44	48	48	27	±15	
Air Force	0	±1	NR	NR	NR	NR	NR	NR	NR		
Enlisted	0	±1	62	57	61	28	33	38	31	±17	
E1 – E4	1	±1	62	59	68	33	38	NR	NR	±15	
E1 – E3	1	±1	66	NR	73	34	36	NR	NR	±17	
E4	0	±1	NR	NR	NR	NR	NR	NR	NR		
E5 – E9	0	±1	NR	NR	NR	13	NR	NR	9	±16	
E5 – E6	0	±1	NR	NR	NR	NR	NR	NR	NR		
E7 – E9	0	±1	NR	NR	NR	NR	NR	NR	NR		
Officers	0	±1	NR	NR	NR	NR	NR	NR	NR		
O1 – O3	0	±1	NR	NR	NR	NR	NR	NR	NR		
O4 – O6	0	±1	NR	NR	NR	NR	NR	NR	NR		
Deployed Past 12 Months	0	±1	NR	NR	NR	16	27	20	16	±17	
Not Deployed Past 12 Months	0	±1	68	59	75	37	40	NR	NR	±15	
Non-Hispanic White	0	±1	NR	NR	NR	28	32	NR	NR	±16	
Total Minority	0	±1	70	65	NR	30	39	33	26	±15	
Non-Hispanic Black	0	±1	NR	NR	NR	NR	NR	NR	NR		
Hispanic	0	±1	NR	NR	NR	NR	NR	NR	NR		
Experienced USC	19	±5	62	57	62	29	35	39	33	±16	
Not Experienced USC	NA		NA	NA	NA	NA	NA	NA	NA		
Experienced SH	4	±2	63	58	65	30	36	NR	NR	±16	
Not Experienced SH	0	±1	NR	NR	NR	NR	NR	NR	NR		
FEMALES	2	±1	61	53	67	35	43	36	28	±10	
Army	2	±1	63	55	63	25	44	32	31	±17	
Navy	2	±1	NR	NR	65	NR	39	38	23	±18	
Marine Corps	3	±1	71	70	76	45	52	46	20	±10	
Air Force	1	±1	NR	NR	NR	NR	NR	NR	NR		
Enlisted	2	±1	62	54	67	36	43	36	27	±10	
E1 – E4	3	±1	60	55	67	39	46	37	30	±11	
E5 – E9	1	±1	NR	NR	NR	NR	NR	NR	NR		
Officers	1	±1	NR	NR	NR	NR	NR	NR	NR		
O1 – O3	1	±1	NR	NR	NR	NR	NR	NR	NR		
O4 – O6	0	±1	NR	NR	NR	NR	NR	NR	NR		
Experienced USC	29	±5	61	53	67	35	43	36	28	±10	
Not Experienced USC	NA		NA	NA	NA	NA	NA	NA	NA		
Experienced SH	6	±2	66	59	70	39	47	40	26	±11	
Not Experienced SH	1	±1	NR	NR	NR	22	NR	22	NR	±18	
Deployed Past 12 Months	2	±1	NR	63	NR	23	42	28	23	±18	
Not Deployed Past 12 Months	2	±1	62	48	70	40	44	39	30	±11	

Note. Percent responding are active duty members who answered the question, who experienced unwanted sexual contact (Q32), and who reported the situation to a military authority (Q46).
 NR: Not reportable
 NA: Not applicable

**69. What were your reasons for reporting the situation to any installation/Service/DoD authority or organizations?
{Subitems h-n}**

	Percent Responding		Percentages							Max ME
			h	i	j	k	l	m	n	
Army Enlisted	2	±1	64	NR	65	25	NR	31	30	±18
E1 – E4	3	±2	NR	NR	NR	NR	NR	NR	NR	
Army Officers	1	±1	NR	NR	NR	NR	NR	NR	NR	
Navy Enlisted	3	±1	NR	NR	NR	NR	38	NR	NR	±17
E1 – E4	4	±2	NR	NR	NR	NR	NR	NR	NR	
Navy Officers	1	±1	NR	NR	NR	NR	NR	NR	NR	
Marine Corps Enlisted	4	±1	71	71	77	44	53	47	20	±10
E1 – E4	5	±1	72	72	76	44	54	48	21	±11
Marine Corps Officers	1	±1	NR	NR	NR	NR	NR	NR	NR	
Air Force Enlisted	1	±1	NR	NR	NR	NR	NR	NR	NR	
E1 – E4	2	±1	NR	NR	NR	NR	NR	NR	NR	
Air Force Officers	1	±1	NR	NR	NR	NR	NR	NR	NR	
MALES	0	±1	NR	NR	NR	NR	NR	NR	NR	
Army	0	±1	NR	NR	NR	NR	NR	NR	NR	
Navy	0	±1	NR	NR	NR	NR	NR	NR	NR	
Marine Corps	0	±1	NR	NR	NR	NR	NR	NR	NR	
Air Force	0	±1	NR	NR	NR	NR	NR	NR	NR	
Enlisted	0	±1	NR	NR	NR	NR	NR	NR	NR	
E1 – E4	0	±1	NR	NR	NR	NR	NR	NR	NR	
E5 – E9	0	±1	NR	NR	NR	NR	NR	NR	NR	
Officers	0	±1	NR	NR	NR	NR	NR	NR	NR	
O1 – O3	NA		NA	NA	NA	NA	NA	NA	NA	
O4 – O6	0	±1	NR	NR	NR	NR	NR	NR	NR	
Experienced USC	10	±8	NR	NR	NR	NR	NR	NR	NR	
Not Experienced USC	NA		NA	NA	NA	NA	NA	NA	NA	
Experienced SH	2	±3	NR	NR	NR	NR	NR	NR	NR	
Not Experienced SH	0	±1	NR	NR	NR	NR	NR	NR	NR	
Deployed Past 12 Months	0	±1	NR	NR	NR	NR	NR	NR	NR	
Not Deployed Past 12 Months	0	±1	NR	NR	NR	NR	NR	NR	NR	
Army Enlisted	0	±1	NR	NR	NR	NR	NR	NR	NR	
E1 – E4	NA		NA	NA	NA	NA	NA	NA	NA	
Army Officers	NA		NA	NA	NA	NA	NA	NA	NA	
Navy Enlisted	0	±1	NR	NR	NR	NR	NR	NR	NR	
E1 – E4	0	±1	NR	NR	NR	NR	NR	NR	NR	
Navy Officers	0	±1	NR	NR	NR	NR	NR	NR	NR	
Marine Corps Enlisted	0	±1	NR	NR	NR	NR	NR	NR	NR	
E1 – E4	0	±1	NR	NR	NR	NR	NR	NR	NR	
Marine Corps Officers	NA		NA	NA	NA	NA	NA	NA	NA	
Air Force Enlisted	0	±1	NR	NR	NR	NR	NR	NR	NR	
E1 – E4	0	±1	NR	NR	NR	NR	NR	NR	NR	
Air Force Officers	NA		NA	NA	NA	NA	NA	NA	NA	

Note. Percent responding are active duty members who answered the question, who experienced unwanted sexual contact (Q32), and who reported the situation to a military authority (Q46).

NR: Not reportable

NA: Not applicable

70. How long after the situation occurred did you report it?

1. Within 24 hours
4. Within 8-14 days

2. Within 2-3 days
5. Within 15-30 days

3. Within 4-7 days
6. More than 30 days

	Percent Responding		Percentages						Max ME
			1	2	3	4	5	6	
TOTAL	0	±1	39	15	7	3	8	28	±17
Army	0	±1	30	NR	NR	NR	9	22	±18
Navy	1	±1	NR	5	NR	3	8	NR	±11
Marine Corps	0	±1	43	18	13	10	6	11	±13
Air Force	0	±1	NR	NR	NR	NR	NR	NR	
Enlisted	0	±1	39	15	7	3	8	28	±18
E1 – E4	1	±1	37	10	8	3	7	NR	±15
E1 – E3	1	±1	31	8	11	2	6	NR	±16
E4	0	±1	NR	NR	0	NR	NR	NR	±3
E5 – E9	0	±1	NR	NR	NR	0	13	10	±17
E5 – E6	0	±1	NR	NR	NR	0	NR	NR	±2
E7 – E9	0	±1	NR	NR	NR	NR	NR	NR	
Officers	0	±1	NR	NR	1	NR	NR	NR	±4
O1 – O3	0	±1	NR	NR	1	NR	NR	NR	±5
O4 – O6	0	±1	NR	NR	NR	NR	NR	NR	
Deployed Past 12 Months	0	±1	NR	NR	4	NR	10	12	±13
Not Deployed Past 12 Months	0	±1	35	10	8	4	7	NR	±14
Non-Hispanic White	0	±1	NR	NR	7	3	6	NR	±9
Total Minority	0	±1	NR	12	6	2	12	23	±13
Non-Hispanic Black	0	±1	NR	NR	NR	1	NR	NR	±3
Hispanic	0	±1	NR	NR	NR	3	NR	NR	±7
Experienced USC	19	±5	39	15	7	3	8	28	±17
Not Experienced USC	NA		NA	NA	NA	NA	NA	NA	
Experienced SH	4	±2	34	16	8	2	9	NR	±16
Not Experienced SH	0	±1	NR	12	NR	6	5	NR	±15
FEMALES	2	±1	37	14	8	3	11	27	±10
Army	2	±1	34	21	NR	NR	10	26	±17
Navy	2	±1	NR	7	NR	4	13	26	±17
Marine Corps	3	±1	35	19	14	9	5	17	±10
Air Force	1	±1	NR	NR	NR	NR	NR	NR	
Enlisted	2	±1	38	13	9	3	11	27	±10
E1 – E4	3	±1	38	12	10	3	9	28	±11
E5 – E9	1	±1	NR	NR	NR	1	NR	NR	±3
Officers	1	±1	NR	NR	1	NR	NR	NR	±4
O1 – O3	1	±1	NR	NR	1	NR	NR	NR	±5
O4 – O6	0	±1	NR	NR	NR	NR	NR	NR	
Experienced USC	29	±5	37	14	8	3	11	27	±10
Not Experienced USC	NA		NA	NA	NA	NA	NA	NA	
Experienced SH	6	±2	38	14	9	2	12	25	±11
Not Experienced SH	1	±1	NR	NR	NR	NR	7	NR	±13
Deployed Past 12 Months	2	±1	36	21	NR	NR	15	22	±17
Not Deployed Past 12 Months	2	±1	37	11	10	3	9	29	±12

Note. Percent responding are active duty members who answered the question, who experienced unwanted sexual contact (Q32), and who reported the situation to a military authority (Q46).

NR: Not reportable

NA: Not applicable

70. How long after the situation occurred did you report it?

	Percent Responding		Percentages						Max ME
			1	2	3	4	5	6	
Army Enlisted	2	±1	NR	19	NR	NR	11	26	±18
E1 – E4	3	±2	NR	NR	NR	NR	NR	NR	
Army Officers	1	±1	NR	NR	NR	NR	NR	NR	
Navy Enlisted	3	±1	NR	7	NR	4	14	24	±18
E1 – E4	4	±2	NR	NR	NR	5	NR	NR	±13
Navy Officers	1	±1	NR	NR	NR	NR	NR	NR	
Marine Corps Enlisted	4	±1	36	19	14	8	5	18	±10
E1 – E4	5	±1	36	19	14	8	4	18	±10
Marine Corps Officers	1	±1	NR	NR	NR	NR	NR	NR	
Air Force Enlisted	1	±1	NR	NR	NR	NR	NR	NR	
E1 – E4	2	±1	NR	NR	NR	NR	NR	NR	
Air Force Officers	1	±1	NR	NR	NR	NR	NR	NR	
MALES	0	±1	NR	NR	NR	NR	NR	NR	
Army	0	±1	NR	NR	NR	NR	NR	NR	
Navy	0	±1	NR	NR	NR	NR	NR	NR	
Marine Corps	0	±1	NR	NR	NR	NR	NR	NR	
Air Force	0	±1	NR	NR	NR	NR	NR	NR	
Enlisted	0	±1	NR	NR	NR	NR	NR	NR	
E1 – E4	0	±1	NR	NR	NR	NR	NR	NR	
E5 – E9	0	±1	NR	NR	NR	NR	NR	NR	
Officers	0	±1	NR	NR	NR	NR	NR	NR	
O1 – O3	NA		NA	NA	NA	NA	NA	NA	
O4 – O6	0	±1	NR	NR	NR	NR	NR	NR	
Experienced USC	10	±8	NR	NR	NR	NR	NR	NR	
Not Experienced USC	NA		NA	NA	NA	NA	NA	NA	
Experienced SH	2	±3	NR	NR	NR	NR	NR	NR	
Not Experienced SH	0	±1	NR	NR	NR	NR	NR	NR	
Deployed Past 12 Months	0	±1	NR	NR	NR	NR	NR	NR	
Not Deployed Past 12 Months	0	±1	NR	NR	NR	NR	NR	NR	
Army Enlisted	0	±1	NR	NR	NR	NR	NR	NR	
E1 – E4	NA		NA	NA	NA	NA	NA	NA	
Army Officers	NA		NA	NA	NA	NA	NA	NA	
Navy Enlisted	0	±1	NR	NR	NR	NR	NR	NR	
E1 – E4	0	±1	NR	NR	NR	NR	NR	NR	
Navy Officers	0	±1	NR	NR	NR	NR	NR	NR	
Marine Corps Enlisted	0	±1	NR	NR	NR	NR	NR	NR	
E1 – E4	0	±1	NR	NR	NR	NR	NR	NR	
Marine Corps Officers	NA		NA	NA	NA	NA	NA	NA	
Air Force Enlisted	0	±1	NR	NR	NR	NR	NR	NR	
E1 – E4	0	±1	NR	NR	NR	NR	NR	NR	
Air Force Officers	NA		NA	NA	NA	NA	NA	NA	

Note. Percent responding are active duty members who answered the question, who experienced unwanted sexual contact (Q32), and who reported the situation to a military authority (Q46).

NR: Not reportable

NA: Not applicable

71. Why did you delay reporting the situation? (Subitems a-f)

- a. Did not realize at first that the situation was a crime
- b. Had to figure out how to report
- c. Wanted to think about the situation before deciding to report
- d. Wanted to seek advice first from a friend or family member
- e. Wanted to seek advice/counseling from a professional (e.g., medical personnel, chaplain, mental health counselor, Safe Helpline) before deciding to report
- f. Waited until you felt safe from the offender

	Percent Responding		Percentages						Max ME
			a	b	c	d	e	f	
TOTAL	0	±1	29	28	68	NR	NR	NR	±17
Army	0	±1	NR	NR	NR	NR	NR	NR	
Navy	0	±1	NR	NR	NR	NR	NR	NR	
Marine Corps	0	±1	NR	36	76	61	23	NR	±18
Air Force	0	±1	NR	NR	NR	NR	NR	NR	
Enlisted	0	±1	29	26	NR	NR	NR	NR	±15
E1 – E4	0	±1	26	26	73	NR	NR	NR	±17
E1 – E3	1	±1	NR	NR	NR	NR	NR	NR	
E4	0	±1	NR	NR	NR	NR	NR	NR	
E5 – E9	0	±1	NR	NR	NR	NR	NR	NR	
E5 – E6	0	±1	NR	NR	NR	NR	NR	NR	
E7 – E9	0	±1	NR	NR	NR	NR	NR	NR	
Officers	0	±1	NR	NR	NR	NR	NR	NR	
O1 – O3	0	±1	NR	NR	NR	NR	NR	NR	
O4 – O6	0	±1	NR	NR	NR	NR	NR	NR	
Deployed Past 12 Months	0	±1	NR	NR	NR	NR	NR	NR	
Not Deployed Past 12 Months	0	±1	NR	27	73	NR	NR	NR	±18
Non-Hispanic White	0	±1	22	NR	NR	NR	NR	NR	±18
Total Minority	0	±1	42	34	69	58	34	NR	±17
Non-Hispanic Black	0	±1	NR	NR	NR	NR	2	NR	±5
Hispanic	0	±1	NR	NR	NR	NR	NR	NR	
Experienced USC	11	±5	29	28	68	NR	NR	NR	±17
Not Experienced USC	NA		NA	NA	NA	NA	NA	NA	
Experienced SH	3	±2	26	30	NR	NR	NR	NR	±17
Not Experienced SH	0	±1	NR	NR	NR	NR	NR	NR	
FEMALES	1	±1	35	35	68	51	29	37	±12
Army	1	±1	NR	NR	NR	NR	NR	NR	
Navy	1	±1	NR	NR	NR	NR	NR	NR	
Marine Corps	2	±1	32	29	76	54	23	45	±13
Air Force	1	±1	NR	NR	NR	NR	NR	NR	
Enlisted	1	±1	35	33	67	48	28	35	±13
E1 – E4	2	±1	30	33	67	50	29	38	±14
E5 – E9	0	±1	NR	NR	NR	NR	NR	NR	
Officers	0	±1	NR	NR	NR	NR	NR	NR	
O1 – O3	1	±1	NR	NR	NR	NR	NR	NR	
O4 – O6	0	±1	NR	NR	NR	NR	NR	NR	
Experienced USC	18	±4	35	35	68	51	29	37	±12
Not Experienced USC	NA		NA	NA	NA	NA	NA	NA	
Experienced SH	4	±1	35	41	72	46	34	39	±13
Not Experienced SH	0	±1	NR	NR	NR	NR	NR	NR	
Deployed Past 12 Months	1	±1	NR	NR	NR	NR	NR	NR	
Not Deployed Past 12 Months	1	±1	38	33	64	54	28	40	±14

Note. Percent responding are active duty members who answered the question, who experienced unwanted sexual contact (Q32), who reported the situation to a military authority (Q46), and who took longer than 24 hours to report the situation (Q70).

NR: Not reportable

NA: Not applicable

71. Why did you delay reporting the situation? {Subitems a-f}

	Percent Responding		Percentages						Max ME
			a	b	c	d	e	f	
Army Enlisted	1	±1	NR	NR	NR	NR	NR	NR	
E1 – E4	2	±1	NR	NR	NR	NR	NR	NR	
Army Officers	1	±1	NR	NR	NR	NR	NR	NR	
Navy Enlisted	2	±1	NR	NR	NR	NR	NR	NR	
E1 – E4	2	±2	NR	NR	NR	NR	NR	NR	
Navy Officers	1	±1	NR	NR	NR	NR	NR	NR	
Marine Corps Enlisted	2	±1	32	30	77	55	24	46	±13
E1 – E4	3	±1	32	30	77	54	21	48	±14
Marine Corps Officers	1	±1	NR	NR	NR	NR	NR	NR	
Air Force Enlisted	1	±1	NR	NR	NR	NR	NR	NR	
E1 – E4	1	±1	NR	NR	NR	NR	NR	NR	
Air Force Officers	0	±1	NR	NR	NR	NR	NR	NR	
MALES	0	±1	NR	NR	NR	NR	NR	NR	
Army	0	±1	NR	NR	NR	NR	NR	NR	
Navy	0	±1	NR	NR	NR	NR	NR	NR	
Marine Corps	0	±1	NR	NR	NR	NR	NR	NR	
Air Force	NA		NA	NA	NA	NA	NA	NA	
Enlisted	0	±1	NR	NR	NR	NR	NR	NR	
E1 – E4	0	±1	NR	NR	NR	NR	NR	NR	
E5 – E9	0	±1	NR	NR	NR	NR	NR	NR	
Officers	NA		NA	NA	NA	NA	NA	NA	
O1 – O3	NA		NA	NA	NA	NA	NA	NA	
O4 – O6	NA		NA	NA	NA	NA	NA	NA	
Experienced USC	6	±7	NR	NR	NR	NR	NR	NR	
Not Experienced USC	NA		NA	NA	NA	NA	NA	NA	
Experienced SH	1	±2	NR	NR	NR	NR	NR	NR	
Not Experienced SH	0	±1	NR	NR	NR	NR	NR	NR	
Deployed Past 12 Months	0	±1	NR	NR	NR	NR	NR	NR	
Not Deployed Past 12 Months	0	±1	NR	NR	NR	NR	NR	NR	
Army Enlisted	0	±1	NR	NR	NR	NR	NR	NR	
E1 – E4	NA		NA	NA	NA	NA	NA	NA	
Army Officers	NA		NA	NA	NA	NA	NA	NA	
Navy Enlisted	0	±1	NR	NR	NR	NR	NR	NR	
E1 – E4	0	±1	NR	NR	NR	NR	NR	NR	
Navy Officers	NA		NA	NA	NA	NA	NA	NA	
Marine Corps Enlisted	0	±1	NR	NR	NR	NR	NR	NR	
E1 – E4	0	±1	NR	NR	NR	NR	NR	NR	
Marine Corps Officers	NA		NA	NA	NA	NA	NA	NA	
Air Force Enlisted	NA		NA	NA	NA	NA	NA	NA	
E1 – E4	NA		NA	NA	NA	NA	NA	NA	
Air Force Officers	NA		NA	NA	NA	NA	NA	NA	

Note. Percent responding are active duty members who answered the question, who experienced unwanted sexual contact (Q32), who reported the situation to a military authority (Q46), and who took longer than 24 hours to report the situation (Q70).

NR: Not reportable

NA: Not applicable

71. Why did you delay reporting the situation? {Subitems g-k}

- g. Waited until you could reach a specific authority (e.g., your chaplain, your doctor, your commander)
- h. Decided to report after receiving training or a briefing on sexual assault
- i. Researched sexual assault before deciding to report
- j. Was in a location where you could not contact an authority
- k. Other

	Percent Responding		Percentages					Max ME
			g	h	i	j	k	
TOTAL	0	±1	NR	NR	14	NR	NR	±10
Army	0	±1	NR	NR	NR	NR	NR	
Navy	0	±1	NR	NR	NR	NR	NR	
Marine Corps	0	±1	32	NR	NR	NR	39	±18
Air Force	0	±1	NR	NR	NR	NR	NR	
Enlisted	0	±1	NR	NR	14	NR	NR	±11
E1 – E4	0	±1	NR	NR	15	NR	NR	±13
E1 – E3	1	±1	NR	NR	13	NR	NR	±15
E4	0	±1	NR	NR	NR	NR	NR	
E5 – E9	0	±1	NR	NR	NR	NR	NR	
E5 – E6	0	±1	NR	NR	NR	NR	NR	
E7 – E9	0	±1	NR	NR	NR	NR	NR	
Officers	0	±1	NR	NR	NR	NR	NR	
O1 – O3	0	±1	NR	NR	NR	NR	NR	
O4 – O6	0	±1	NR	NR	NR	NR	NR	
Deployed Past 12 Months	0	±1	NR	NR	NR	9	NR	±15
Not Deployed Past 12 Months	0	±1	NR	NR	15	NR	NR	±13
Non-Hispanic White	0	±1	NR	NR	8	NR	NR	±11
Total Minority	0	±1	32	27	25	15	37	±17
Non-Hispanic Black	0	±1	5	NR	NR	NR	NR	±13
Hispanic	0	±1	NR	NR	NR	NR	NR	
Experienced USC	11	±5	NR	NR	14	NR	NR	±10
Not Experienced USC	NA		NA	NA	NA	NA	NA	
Experienced SH	3	±2	NR	NR	15	NR	NR	±13
Not Experienced SH	0	±1	NR	NR	NR	NR	NR	
FEMALES	1	±1	27	25	17	12	41	±12
Army	1	±1	NR	NR	NR	NR	NR	
Navy	1	±1	NR	NR	NR	NR	NR	
Marine Corps	2	±1	28	16	14	10	33	±12
Air Force	1	±1	NR	NR	NR	NR	NR	
Enlisted	1	±1	26	24	17	12	42	±13
E1 – E4	2	±1	28	23	18	12	44	±14
E5 – E9	0	±1	NR	NR	NR	NR	NR	
Officers	0	±1	NR	NR	NR	NR	NR	
O1 – O3	1	±1	NR	NR	NR	NR	NR	
O4 – O6	0	±1	NR	NR	NR	NR	NR	
Experienced USC	18	±4	27	25	17	12	41	±12
Not Experienced USC	NA		NA	NA	NA	NA	NA	
Experienced SH	4	±1	30	31	20	16	41	±13
Not Experienced SH	0	±1	NR	NR	NR	1	NR	±4
Deployed Past 12 Months	1	±1	NR	NR	NR	NR	NR	
Not Deployed Past 12 Months	1	±1	25	19	18	14	37	±14

Note. Percent responding are active duty members who answered the question, who experienced unwanted sexual contact (Q32), who reported the situation to a military authority (Q46), and who took longer than 24 hours to report the situation (Q70).

NR: Not reportable

NA: Not applicable

71. Why did you delay reporting the situation? {Subitems g-k}

	Percent Responding		Percentages					Max ME
			g	h	i	j	k	
Army Enlisted	1	±1	NR	NR	NR	NR	NR	
E1 – E4	2	±1	NR	NR	NR	NR	NR	
Army Officers	1	±1	NR	NR	NR	NR	NR	
Navy Enlisted	2	±1	NR	NR	NR	NR	NR	
E1 – E4	2	±2	NR	NR	NR	NR	NR	
Navy Officers	1	±1	NR	NR	NR	NR	NR	
Marine Corps Enlisted	2	±1	28	16	13	10	34	±12
E1 – E4	3	±1	28	16	12	11	32	±13
Marine Corps Officers	1	±1	NR	NR	NR	NR	NR	
Air Force Enlisted	1	±1	NR	NR	NR	NR	NR	
E1 – E4	1	±1	NR	NR	NR	NR	NR	
Air Force Officers	0	±1	NR	NR	NR	NR	NR	
MALES	0	±1	NR	NR	NR	NR	NR	
Army	0	±1	NR	NR	NR	NR	NR	
Navy	0	±1	NR	NR	NR	NR	NR	
Marine Corps	0	±1	NR	NR	NR	NR	NR	
Air Force	NA		NA	NA	NA	NA	NA	
Enlisted	0	±1	NR	NR	NR	NR	NR	
E1 – E4	0	±1	NR	NR	NR	NR	NR	
E5 – E9	0	±1	NR	NR	NR	NR	NR	
Officers	NA		NA	NA	NA	NA	NA	
O1 – O3	NA		NA	NA	NA	NA	NA	
O4 – O6	NA		NA	NA	NA	NA	NA	
Experienced USC	6	±7	NR	NR	NR	NR	NR	
Not Experienced USC	NA		NA	NA	NA	NA	NA	
Experienced SH	1	±2	NR	NR	NR	NR	NR	
Not Experienced SH	0	±1	NR	NR	NR	NR	NR	
Deployed Past 12 Months	0	±1	NR	NR	NR	NR	NR	
Not Deployed Past 12 Months	0	±1	NR	NR	NR	NR	NR	
Army Enlisted	0	±1	NR	NR	NR	NR	NR	
E1 – E4	NA		NA	NA	NA	NA	NA	
Army Officers	NA		NA	NA	NA	NA	NA	
Navy Enlisted	0	±1	NR	NR	NR	NR	NR	
E1 – E4	0	±1	NR	NR	NR	NR	NR	
Navy Officers	NA		NA	NA	NA	NA	NA	
Marine Corps Enlisted	0	±1	NR	NR	NR	NR	NR	
E1 – E4	0	±1	NR	NR	NR	NR	NR	
Marine Corps Officers	NA		NA	NA	NA	NA	NA	
Air Force Enlisted	NA		NA	NA	NA	NA	NA	
E1 – E4	NA		NA	NA	NA	NA	NA	
Air Force Officers	NA		NA	NA	NA	NA	NA	

Note. Percent responding are active duty members who answered the question, who experienced unwanted sexual contact (Q32), who reported the situation to a military authority (Q46), and who took longer than 24 hours to report the situation (Q70).

NR: Not reportable

NA: Not applicable

72. What were your reasons for not reporting the situation to any of the installation/Service/DoD authorities or organizations? {Subitems a-f}

- a. You thought it was not important enough to report.
- b. You did not know how to report.
- c. You felt uncomfortable making a report.
- d. You did not think anything would be done.
- e. You heard about negative experiences other victims went through who reported their situation.
- f. You thought you would not be believed.

	Percent Responding		Percentages						Max ME
			a	b	c	d	e	f	
TOTAL	1	±1	51	9	46	38	28	30	±11
Army	1	±1	NR	9	NR	NR	31	31	±16
Navy	2	±1	NR	6	NR	27	20	26	±18
Marine Corps	1	±1	54	17	50	40	33	34	±11
Air Force	1	±1	NR	NR	NR	NR	NR	NR	
Enlisted	1	±1	51	10	45	38	27	30	±12
E1 – E4	2	±1	58	11	45	39	27	29	±15
E1 – E3	2	±1	NR	14	NR	33	25	26	±16
E4	2	±1	NR	8	NR	NR	NR	NR	±8
E5 – E9	1	±1	34	5	NR	37	28	33	±18
E5 – E6	1	±1	NR	5	NR	NR	24	NR	±17
E7 – E9	0	±1	NR	NR	NR	NR	NR	NR	
Officers	0	±1	58	6	64	NR	33	31	±16
O1 – O3	1	±1	55	4	53	32	33	33	±15
O4 – O6	0	±1	NR	NR	98	NR	NR	NR	±9
Deployed Past 12 Months	1	±1	35	7	NR	39	33	35	±16
Not Deployed Past 12 Months	1	±1	58	10	44	38	26	28	±14
Non-Hispanic White	1	±1	65	6	NR	42	27	32	±17
Total Minority	1	±1	38	13	44	35	28	27	±14
Non-Hispanic Black	2	±1	NR	9	NR	NR	NR	NR	±9
Hispanic	1	±1	NR	12	NR	NR	NR	NR	±15
Experienced USC	59	±8	51	9	46	38	28	30	±11
Not Experienced USC	NA		NA	NA	NA	NA	NA	NA	
Experienced SH	11	±3	56	11	56	51	38	40	±14
Not Experienced SH	0	±1	NR	6	NR	12	7	9	±10
FEMALES	4	±1	48	14	66	50	43	43	±7
Army	4	±1	42	15	62	53	44	42	±11
Navy	4	±1	50	17	68	44	34	39	±12
Marine Corps	6	±1	47	13	66	44	44	43	±7
Air Force	2	±1	59	8	73	NR	NR	NR	±17
Enlisted	4	±1	47	15	67	52	43	44	±8
E1 – E4	5	±1	52	17	67	52	44	48	±9
E5 – E9	2	±1	35	9	66	51	40	35	±11
Officers	2	±1	51	7	61	35	39	36	±15
O1 – O3	3	±1	54	4	55	33	33	34	±16
O4 – O6	1	±1	NR	NR	94	NR	NR	NR	±13
Experienced USC	61	±5	48	14	66	50	43	43	±7
Not Experienced USC	NA		NA	NA	NA	NA	NA	NA	
Experienced SH	13	±2	51	15	72	56	48	48	±8
Not Experienced SH	1	±1	34	9	41	23	20	22	±14
Deployed Past 12 Months	4	±1	43	17	78	56	48	47	±11
Not Deployed Past 12 Months	4	±1	50	13	62	48	41	42	±9

Note. Percent responding are active duty members who answered the question, who experienced unwanted sexual contact (Q32), and who did not report the situation to a military authority (Q46).

NR: Not reportable

NA: Not applicable

72. What were your reasons for not reporting the situation to any of the installation/Service/DoD authorities or organizations? {Subitems a-f}

	Percent Responding		Percentages						Max ME
			a	b	c	d	e	f	
Army Enlisted	5	±2	41	17	64	58	46	46	±13
E1 – E4	6	±2	43	19	62	55	43	47	±15
Army Officers	3	±2	NR	NR	NR	NR	NR	NR	
Navy Enlisted	5	±2	50	17	67	45	34	38	±13
E1 – E4	5	±2	58	20	71	51	40	43	±16
Navy Officers	2	±1	NR	NR	NR	NR	NR	NR	
Marine Corps Enlisted	6	±1	46	13	67	45	46	44	±7
E1 – E4	7	±2	48	16	64	45	44	45	±9
Marine Corps Officers	4	±2	65	8	59	32	24	31	±16
Air Force Enlisted	2	±1	NR	9	72	NR	NR	NR	±17
E1 – E4	4	±2	NR	7	NR	NR	NR	NR	±14
Air Force Officers	1	±1	NR	NR	NR	NR	NR	NR	
MALES	1	±1	NR	5	NR	NR	14	17	±16
Army	0	±1	NR	NR	NR	NR	NR	NR	
Navy	2	±1	NR	NR	NR	NR	NR	NR	
Marine Corps	1	±1	58	19	41	37	26	29	±18
Air Force	0	±1	NR	NR	NR	NR	NR	NR	
Enlisted	1	±1	NR	5	NR	NR	14	18	±16
E1 – E4	1	±1	NR	7	NR	NR	NR	NR	±10
E5 – E9	1	±1	NR	2	NR	NR	NR	NR	±7
Officers	0	±1	NR	NR	NR	NR	NR	NR	
O1 – O3	0	±1	NR	NR	NR	NR	NR	NR	
O4 – O6	0	±1	NR	NR	NR	NR	NR	NR	
Experienced USC	58	±15	NR	5	NR	NR	14	17	±16
Not Experienced USC	NA		NA	NA	NA	NA	NA	NA	
Experienced SH	9	±5	NR	6	NR	NR	NR	NR	±12
Not Experienced SH	0	±1	NR	4	NR	8	2	4	±13
Deployed Past 12 Months	1	±1	NR	NR	NR	NR	NR	NR	
Not Deployed Past 12 Months	1	±1	NR	8	NR	NR	NR	NR	±10
Army Enlisted	1	±1	NR	NR	NR	NR	NR	NR	
E1 – E4	0	±1	NR	NR	NR	NR	NR	NR	
Army Officers	NA		NA	NA	NA	NA	NA	NA	
Navy Enlisted	2	±2	NR	NR	NR	NR	NR	NR	
E1 – E4	3	±3	NR	NR	NR	NR	NR	NR	
Navy Officers	0	±1	NR	NR	NR	NR	NR	NR	
Marine Corps Enlisted	1	±1	58	19	41	38	26	30	±18
E1 – E4	1	±1	NR	22	NR	NR	NR	NR	±17
Marine Corps Officers	0	±1	NR	NR	NR	NR	NR	NR	
Air Force Enlisted	0	±1	NR	NR	NR	NR	NR	NR	
E1 – E4	1	±1	NR	NR	NR	NR	NR	NR	
Air Force Officers	NA		NA	NA	NA	NA	NA	NA	

Note. Percent responding are active duty members who answered the question, who experienced unwanted sexual contact (Q32), and who did not report the situation to a military authority (Q46).

NR: Not reportable

NA: Not applicable

72. What were your reasons for not reporting the situation to any of the installation/Service/DoD authorities or organizations? {Subitems g-k}

- g. You thought reporting would take too much time and effort.
- h. You were afraid of retaliation/reprisals from the person(s) who did it or from their friends.
- i. You thought your performance evaluation or chance for promotion would suffer.
- j. You thought you would be labeled a troublemaker.
- k. You did not want anyone to know.

	Percent Responding		Percentages					Max ME
			g	h	i	j	k	
TOTAL	1	±1	34	39	22	36	52	±11
Army	1	±1	NR	NR	24	NR	NR	±15
Navy	2	±1	NR	NR	17	25	NR	±17
Marine Corps	1	±1	41	38	31	37	49	±11
Air Force	1	±1	NR	NR	16	NR	NR	±12
Enlisted	1	±1	34	38	20	35	50	±12
E1 – E4	2	±1	37	39	18	35	51	±15
E1 – E3	2	±1	NR	NR	13	28	NR	±15
E4	2	±1	NR	NR	24	NR	NR	±18
E5 – E9	1	±1	27	36	27	33	NR	±17
E5 – E6	1	±1	24	NR	22	30	NR	±17
E7 – E9	0	±1	NR	NR	NR	NR	NR	
Officers	0	±1	NR	NR	NR	NR	78	±14
O1 – O3	1	±1	23	35	24	31	74	±15
O4 – O6	0	±1	NR	NR	NR	99	NR	±6
Deployed Past 12 Months	1	±1	30	34	31	39	NR	±16
Not Deployed Past 12 Months	1	±1	36	41	18	34	52	±14
Non-Hispanic White	1	±1	NR	NR	21	38	NR	±17
Total Minority	1	±1	32	29	22	33	44	±14
Non-Hispanic Black	2	±1	NR	NR	NR	NR	NR	
Hispanic	1	±1	NR	NR	15	NR	NR	±15
Experienced USC	59	±8	34	39	22	36	52	±11
Not Experienced USC	NA		NA	NA	NA	NA	NA	
Experienced SH	11	±3	40	49	29	47	62	±14
Not Experienced SH	0	±1	NR	NR	6	10	NR	±9
FEMALES	4	±1	35	47	28	47	70	±7
Army	4	±1	29	44	32	51	66	±11
Navy	4	±1	32	43	21	44	68	±12
Marine Corps	6	±1	39	57	31	53	73	±7
Air Force	2	±1	NR	NR	24	40	79	±17
Enlisted	4	±1	36	48	27	48	69	±8
E1 – E4	5	±1	38	45	25	47	70	±10
E5 – E9	2	±1	30	54	33	49	67	±12
Officers	2	±1	26	41	33	42	75	±15
O1 – O3	3	±1	24	36	25	32	73	±16
O4 – O6	1	±1	NR	NR	NR	NR	NR	
Experienced USC	61	±5	35	47	28	47	70	±7
Not Experienced USC	NA		NA	NA	NA	NA	NA	
Experienced SH	13	±2	38	53	33	53	73	±8
Not Experienced SH	1	±1	19	21	2	20	57	±14
Deployed Past 12 Months	4	±1	36	48	41	60	77	±12
Not Deployed Past 12 Months	4	±1	34	47	23	42	67	±9

Note. Percent responding are active duty members who answered the question, who experienced unwanted sexual contact (Q32), and who did not report the situation to a military authority (Q46).
 NR: Not reportable
 NA: Not applicable

72. What were your reasons for not reporting the situation to any of the installation/Service/DoD authorities or organizations? {Subitems g-k}

	Percent Responding		Percentages					Max ME
			g	h	i	j	k	
Army Enlisted	5	±2	32	46	34	54	65	±13
E1 – E4	6	±2	34	45	33	56	63	±15
Army Officers	3	±2	NR	NR	NR	NR	NR	
Navy Enlisted	5	±2	30	42	20	42	67	±13
E1 – E4	5	±2	33	38	20	40	70	±16
Navy Officers	2	±1	NR	NR	NR	NR	NR	
Marine Corps Enlisted	6	±1	39	58	31	53	74	±7
E1 – E4	7	±2	39	55	26	53	72	±9
Marine Corps Officers	4	±2	39	40	33	47	63	±16
Air Force Enlisted	2	±1	NR	NR	21	NR	79	±16
E1 – E4	4	±2	NR	NR	12	NR	87	±17
Air Force Officers	1	±1	NR	NR	NR	NR	NR	
MALES	1	±1	NR	NR	16	NR	NR	±15
Army	0	±1	NR	NR	NR	NR	NR	
Navy	2	±1	NR	NR	NR	NR	NR	
Marine Corps	1	±1	42	28	31	28	35	±17
Air Force	0	±1	NR	NR	NR	NR	NR	
Enlisted	1	±1	NR	NR	15	NR	NR	±15
E1 – E4	1	±1	NR	NR	NR	NR	NR	
E5 – E9	1	±1	NR	NR	NR	NR	NR	
Officers	0	±1	NR	NR	NR	NR	NR	
O1 – O3	0	±1	NR	NR	NR	NR	NR	
O4 – O6	0	±1	NR	NR	NR	NR	NR	
Experienced USC	58	±15	NR	NR	16	NR	NR	±15
Not Experienced USC	NA		NA	NA	NA	NA	NA	
Experienced SH	9	±5	NR	NR	NR	NR	NR	
Not Experienced SH	0	±1	NR	NR	7	7	NR	±13
Deployed Past 12 Months	1	±1	NR	NR	NR	NR	NR	
Not Deployed Past 12 Months	1	±1	NR	NR	NR	NR	NR	
Army Enlisted	1	±1	NR	NR	NR	NR	NR	
E1 – E4	0	±1	NR	NR	NR	NR	NR	
Army Officers	NA		NA	NA	NA	NA	NA	
Navy Enlisted	2	±2	NR	NR	NR	NR	NR	
E1 – E4	3	±3	NR	NR	NR	NR	NR	
Navy Officers	0	±1	NR	NR	NR	NR	NR	
Marine Corps Enlisted	1	±1	43	28	31	28	34	±18
E1 – E4	1	±1	NR	NR	NR	NR	NR	
Marine Corps Officers	0	±1	NR	NR	NR	NR	NR	
Air Force Enlisted	0	±1	NR	NR	NR	NR	NR	
E1 – E4	1	±1	NR	NR	NR	NR	NR	
Air Force Officers	NA		NA	NA	NA	NA	NA	

Note. Percent responding are active duty members who answered the question, who experienced unwanted sexual contact (Q32), and who did not report the situation to a military authority (Q46).

NR: Not reportable

NA: Not applicable

72. What were your reasons for not reporting the situation to any of the installation/Service/DoD authorities or organizations? {Subitems l-p}

- l. You did not think your report would be kept confidential.
- m. You feared you or others would be punished for infractions/violations, such as underage drinking or fraternization.
- n. You were afraid of being assaulted again by the offender.
- o. You thought you might lose your security clearance/personnel reliability certification.
- p. Other

	Percent Responding		Percentages					Max ME
			l	m	n	o	p	
TOTAL	1	±1	38	22	16	15	19	±11
Army	1	±1	NR	16	20	15	13	±14
Navy	2	±1	NR	NR	15	NR	NR	±16
Marine Corps	1	±1	35	18	8	15	23	±12
Air Force	1	±1	NR	NR	NR	12	8	±10
Enlisted	1	±1	37	22	17	15	19	±12
E1 – E4	2	±1	36	21	17	12	19	±16
E1 – E3	2	±1	27	22	15	10	NR	±14
E4	2	±1	NR	NR	19	NR	13	±18
E5 – E9	1	±1	41	NR	16	NR	20	±17
E5 – E6	1	±1	NR	NR	16	NR	NR	±18
E7 – E9	0	±1	NR	NR	NR	NR	NR	
Officers	0	±1	56	NR	6	18	11	±16
O1 – O3	1	±1	44	19	8	17	13	±15
O4 – O6	0	±1	NR	NR	NR	NR	NR	
Deployed Past 12 Months	1	±1	44	23	13	24	18	±18
Not Deployed Past 12 Months	1	±1	36	22	17	12	19	±15
Non-Hispanic White	1	±1	43	24	16	18	NR	±17
Total Minority	1	±1	34	20	16	12	16	±13
Non-Hispanic Black	2	±1	NR	NR	NR	NR	NR	
Hispanic	1	±1	NR	12	10	9	8	±14
Experienced USC	59	±8	38	22	16	15	19	±11
Not Experienced USC	NA		NA	NA	NA	NA	NA	
Experienced SH	11	±3	52	25	21	21	25	±15
Not Experienced SH	0	±1	10	NR	4	3	6	±9
FEMALES	4	±1	51	23	23	15	16	±7
Army	4	±1	48	19	26	17	13	±11
Navy	4	±1	57	31	27	12	21	±12
Marine Corps	6	±1	50	28	14	14	23	±7
Air Force	2	±1	NR	16	14	18	12	±15
Enlisted	4	±1	51	23	25	15	17	±7
E1 – E4	5	±1	50	26	25	14	15	±9
E5 – E9	2	±1	54	16	23	17	23	±11
Officers	2	±1	52	16	7	21	12	±14
O1 – O3	3	±1	45	20	8	18	13	±15
O4 – O6	1	±1	NR	NR	NR	NR	NR	
Experienced USC	61	±5	51	23	23	15	16	±7
Not Experienced USC	NA		NA	NA	NA	NA	NA	
Experienced SH	13	±2	59	25	25	18	17	±8
Not Experienced SH	1	±1	20	14	13	5	14	±13
Deployed Past 12 Months	4	±1	61	18	17	19	15	±12
Not Deployed Past 12 Months	4	±1	48	24	25	14	17	±8

Note. Percent responding are active duty members who answered the question, who experienced unwanted sexual contact (Q32), and who did not report the situation to a military authority (Q46).

NR: Not reportable

NA: Not applicable

72. What were your reasons for not reporting the situation to any of the installation/Service/DoD authorities or organizations? {Subitems l-p}

	Percent Responding		Percentages					Max ME
			l	m	n	o	p	
Army Enlisted	5	±2	50	20	29	18	13	±13
E1 – E4	6	±2	45	23	30	18	10	±15
Army Officers	3	±2	NR	NR	NR	NR	NR	
Navy Enlisted	5	±2	55	31	29	11	22	±13
E1 – E4	5	±2	59	33	30	12	20	±16
Navy Officers	2	±1	NR	NR	NR	NR	NR	
Marine Corps Enlisted	6	±1	50	29	15	14	23	±7
E1 – E4	7	±2	49	33	16	12	23	±9
Marine Corps Officers	4	±2	53	13	NR	13	27	±16
Air Force Enlisted	2	±1	NR	15	15	14	13	±16
E1 – E4	4	±2	NR	NR	13	7	10	±17
Air Force Officers	1	±1	NR	NR	NR	NR	NR	
MALES	1	±1	NR	22	NR	15	NR	±18
Army	0	±1	NR	NR	NR	NR	NR	
Navy	2	±1	NR	NR	NR	NR	NR	
Marine Corps	1	±1	27	13	5	16	23	±18
Air Force	0	±1	NR	NR	NR	NR	NR	
Enlisted	1	±1	NR	20	NR	15	NR	±18
E1 – E4	1	±1	NR	NR	NR	NR	NR	
E5 – E9	1	±1	NR	NR	NR	NR	NR	
Officers	0	±1	NR	NR	NR	NR	NR	
O1 – O3	0	±1	NR	NR	NR	NR	NR	
O4 – O6	0	±1	NR	NR	NR	NR	NR	
Experienced USC	58	±15	NR	22	NR	15	NR	±18
Not Experienced USC	NA		NA	NA	NA	NA	NA	
Experienced SH	9	±5	NR	NR	NR	NR	NR	
Not Experienced SH	0	±1	6	NR	1	3	3	±13
Deployed Past 12 Months	1	±1	NR	NR	NR	NR	NR	
Not Deployed Past 12 Months	1	±1	NR	NR	NR	NR	NR	
Army Enlisted	1	±1	NR	NR	NR	NR	NR	
E1 – E4	0	±1	NR	NR	NR	NR	NR	
Army Officers	NA		NA	NA	NA	NA	NA	
Navy Enlisted	2	±2	NR	NR	NR	NR	NR	
E1 – E4	3	±3	NR	NR	NR	NR	NR	
Navy Officers	0	±1	NR	NR	NR	NR	NR	
Marine Corps Enlisted	1	±1	27	13	5	16	NR	±18
E1 – E4	1	±1	NR	14	NR	20	NR	±17
Marine Corps Officers	0	±1	NR	NR	NR	NR	NR	
Air Force Enlisted	0	±1	NR	NR	NR	NR	NR	
E1 – E4	1	±1	NR	NR	NR	NR	NR	
Air Force Officers	NA		NA	NA	NA	NA	NA	

Note. Percent responding are active duty members who answered the question, who experienced unwanted sexual contact (Q32), and who did not report the situation to a military authority (Q46).

NR: Not reportable

NA: Not applicable

73. In retrospect, would you make the same decision about reporting if you could do it over?

	Percent Responding		Percentages	Max ME	Percentage Reporting Yes
			Yes		
TOTAL	2	±1	66	±9	
Army	1	±1	66	±15	
Navy	3	±1	65	±17	
Marine Corps	2	±1	65	±8	
Air Force	1	±1	67	±17	
Enlisted	2	±1	65	±9	
E1 – E4	2	±1	64	±11	
E1 – E3	3	±1	64	±14	
E4	2	±1	65	±18	
E5 – E9	1	±1	68	±15	
E5 – E6	1	±1	69	±16	
E7 – E9	0	±1	NR		
Officers	1	±1	70	±17	
O1 – O3	1	±1	73	±13	
O4 – O6	0	±1	NR		
Deployed Past 12 Months	1	±1	62	±14	
Not Deployed Past 12 Months	2	±1	67	±10	
Non-Hispanic White	1	±1	72	±11	
Total Minority	2	±1	58	±12	
Non-Hispanic Black	2	±1	NR		
Hispanic	2	±1	NR		
Experienced USC	79	±8	66	±9	
Not Experienced USC	NA		NA		
Experienced SH	15	±3	64	±10	
Not Experienced SH	0	±1	71	±17	
FEMALES	5	±1	63	±6	
Army	6	±2	66	±9	
Navy	6	±2	58	±10	
Marine Corps	9	±1	59	±6	
Air Force	3	±1	70	±13	
Enlisted	6	±1	62	±6	
E1 – E4	8	±2	60	±7	
E5 – E9	3	±1	70	±10	
Officers	3	±1	74	±12	
O1 – O3	4	±1	72	±14	
O4 – O6	1	±1	NR		
Experienced USC	89	±4	63	±6	
Not Experienced USC	NA		NA		
Experienced SH	19	±2	60	±6	
Not Experienced SH	1	±1	78	±10	
Deployed Past 12 Months	6	±2	63	±10	
Not Deployed Past 12 Months	5	±1	64	±7	

Note. Percent responding are active duty members who answered the question, who experienced unwanted sexual contact (Q32), and who reported or did not report the situation to a military authority (Q46).

NR: Not reportable

NA: Not applicable

73. In retrospect, would you make the same decision about reporting if you could do it over?

	Percent Responding		Percentages	Max ME	Percentage Reporting Yes
			Yes		
Army Enlisted	7	±2	65	±10	
E1 – E4	8	±2	61	±12	
Army Officers	4	±2	NR		
Navy Enlisted	7	±2	58	±11	
E1 – E4	9	±3	54	±12	
Navy Officers	3	±2	NR		
Marine Corps Enlisted	10	±1	58	±6	
E1 – E4	12	±2	57	±7	
Marine Corps Officers	5	±2	75	±15	
Air Force Enlisted	3	±1	69	±14	
E1 – E4	6	±3	73	±16	
Air Force Officers	2	±1	NR		
MALES	1	±1	68	±17	
Army	0	±1	NR		
Navy	2	±2	NR		
Marine Corps	1	±1	70	±13	
Air Force	0	±1	NR		
Enlisted	1	±1	68	±17	
E1 – E4	1	±1	NR		
E5 – E9	1	±1	NR		
Officers	0	±1	NR		
O1 – O3	0	±1	NR		
O4 – O6	0	±1	NR		
Experienced USC	70	±13	68	±17	
Not Experienced USC	NA		NA		
Experienced SH	12	±6	NR		
Not Experienced SH	0	±1	NR		
Deployed Past 12 Months	1	±1	NR		
Not Deployed Past 12 Months	1	±1	NR		
Army Enlisted	1	±1	NR		
E1 – E4	0	±1	NR		
Army Officers	NA		NA		
Navy Enlisted	2	±2	NR		
E1 – E4	4	±3	NR		
Navy Officers	0	±1	NR		
Marine Corps Enlisted	1	±1	69	±13	
E1 – E4	1	±1	70	±17	
Marine Corps Officers	0	±1	NR		
Air Force Enlisted	0	±1	NR		
E1 – E4	1	±1	NR		
Air Force Officers	NA		NA		

Note. Percent responding are active duty members who answered the question, who experienced unwanted sexual contact (Q32), and who reported or did not report the situation to a military authority (Q46).

NR: Not reportable

NA: Not applicable

73. Would you make the same type of report again? Constructed from Q47 and Q73.

- 1. Yes, a restricted report
- 2. Yes, an unrestricted report
- 3. Yes, a restricted report that was converted to an unrestricted report
- 4. No, and I made a restricted report
- 5. No, and I made an unrestricted report
- 6. No, and I made a restricted report that was converted to an unrestricted report

	Percent Responding		Percentages						Max ME
			1	2	3	4	5	6	
TOTAL	0	±1	15	26	11	NR	20	10	±13
Army	0	±1	13	27	NR	7	NR	8	±18
Navy	1	±1	NR	14	NR	NR	10	5	±15
Marine Corps	0	±1	23	31	12	11	15	8	±14
Air Force	0	±1	NR	NR	NR	NR	NR	NR	
Enlisted	0	±1	14	27	12	NR	20	10	±14
E1 – E4	1	±1	12	30	9	NR	16	11	±14
E1 – E3	1	±1	13	26	8	NR	16	11	±15
E4	0	±1	NR	NR	NR	NR	NR	10	±15
E5 – E9	0	±1	NR	NR	NR	NR	NR	NR	
E5 – E6	0	±1	NR	NR	NR	NR	NR	NR	
E7 – E9	0	±1	NR	NR	NR	NR	NR	NR	
Officers	0	±1	NR	NR	NR	NR	NR	NR	
O1 – O3	0	±1	NR	NR	1	NR	NR	NR	±5
O4 – O6	0	±1	NR	NR	NR	NR	NR	NR	
Deployed Past 12 Months	0	±1	10	NR	NR	7	NR	7	±12
Not Deployed Past 12 Months	0	±1	18	27	8	NR	12	11	±13
Non-Hispanic White	0	±1	15	23	8	NR	23	9	±18
Total Minority	0	±1	16	32	NR	10	14	12	±14
Non-Hispanic Black	0	±1	NR	NR	NR	NR	NR	NR	
Hispanic	0	±1	NR	NR	NR	NR	NR	NR	
Experienced USC	19	±5	15	26	11	NR	20	10	±13
Not Experienced USC	NA		NA	NA	NA	NA	NA	NA	
Experienced SH	4	±2	11	24	9	NR	24	11	±15
Not Experienced SH	0	±1	NR	NR	NR	5	9	7	±14
FEMALES	2	±1	16	30	8	10	21	14	±9
Army	2	±1	15	31	NR	NR	32	9	±17
Navy	2	±1	NR	23	NR	14	17	9	±17
Marine Corps	3	±1	14	36	8	7	21	14	±10
Air Force	1	±1	NR	NR	NR	NR	NR	NR	
Enlisted	2	±1	16	30	8	11	21	14	±10
E1 – E4	3	±1	14	30	10	12	20	14	±11
E5 – E9	1	±1	NR	NR	1	1	NR	NR	±3
Officers	1	±1	NR	NR	NR	NR	NR	NR	
O1 – O3	1	±1	NR	NR	1	NR	NR	NR	±5
O4 – O6	0	±1	NR	NR	NR	NR	NR	NR	
Experienced USC	29	±5	16	30	8	10	21	14	±9
Not Experienced USC	NA		NA	NA	NA	NA	NA	NA	
Experienced SH	6	±2	14	26	10	12	23	15	±10
Not Experienced SH	1	±1	NR	NR	2	4	NR	11	±15
Deployed Past 12 Months	2	±1	10	27	NR	12	35	12	±17
Not Deployed Past 12 Months	2	±1	18	32	10	10	16	14	±11

Note. Percent responding are active duty members who answered the question; who experienced unwanted sexual contact (Q32); and who made a restricted, a converted, or an unrestricted report (Q47/Q73).

NR: Not reportable

NA: Not applicable

73. Would you make the same type of report again? Constructed from Q47 and Q73.

	Percent Responding		Percentages						Max ME
			1	2	3	4	5	6	
Army Enlisted	2	±1	14	34	NR	NR	31	10	±18
E1 – E4	3	±2	NR	NR	NR	NR	NR	NR	
Army Officers	1	±1	NR	NR	NR	NR	NR	NR	
Navy Enlisted	3	±1	NR	22	NR	NR	15	9	±16
E1 – E4	4	±2	NR	20	NR	NR	15	8	±17
Navy Officers	1	±1	NR	NR	NR	NR	NR	NR	
Marine Corps Enlisted	3	±1	13	37	8	7	21	14	±10
E1 – E4	5	±1	13	38	8	7	20	15	±11
Marine Corps Officers	1	±1	NR	NR	NR	NR	NR	NR	
Air Force Enlisted	1	±1	NR	NR	NR	NR	NR	NR	
E1 – E4	2	±1	NR	NR	NR	NR	NR	NR	
Air Force Officers	1	±1	NR	NR	NR	NR	NR	NR	
MALES	0	±1	NR	NR	NR	NR	NR	NR	
Army	0	±1	NR	NR	NR	NR	NR	NR	
Navy	0	±1	NR	NR	NR	NR	NR	NR	
Marine Corps	0	±1	NR	NR	NR	NR	NR	NR	
Air Force	0	±1	NR	NR	NR	NR	NR	NR	
Enlisted	0	±1	NR	NR	NR	NR	NR	NR	
E1 – E4	0	±1	NR	NR	NR	NR	NR	NR	
E5 – E9	0	±1	NR	NR	NR	NR	NR	NR	
Officers	0	±1	NR	NR	NR	NR	NR	NR	
O1 – O3	NA		NA	NA	NA	NA	NA	NA	
O4 – O6	0	±1	NR	NR	NR	NR	NR	NR	
Experienced USC	10	±8	NR	NR	NR	NR	NR	NR	
Not Experienced USC	NA		NA	NA	NA	NA	NA	NA	
Experienced SH	2	±3	NR	NR	NR	NR	NR	NR	
Not Experienced SH	0	±1	NR	NR	NR	NR	NR	NR	
Deployed Past 12 Months	0	±1	NR	NR	NR	NR	NR	NR	
Not Deployed Past 12 Months	0	±1	NR	NR	NR	NR	NR	NR	
Army Enlisted	0	±1	NR	NR	NR	NR	NR	NR	
E1 – E4	NA		NA	NA	NA	NA	NA	NA	
Army Officers	NA		NA	NA	NA	NA	NA	NA	
Navy Enlisted	0	±1	NR	NR	NR	NR	NR	NR	
E1 – E4	0	±1	NR	NR	NR	NR	NR	NR	
Navy Officers	0	±1	NR	NR	NR	NR	NR	NR	
Marine Corps Enlisted	0	±1	NR	NR	NR	NR	NR	NR	
E1 – E4	0	±1	NR	NR	NR	NR	NR	NR	
Marine Corps Officers	NA		NA	NA	NA	NA	NA	NA	
Air Force Enlisted	0	±1	NR	NR	NR	NR	NR	NR	
E1 – E4	0	±1	NR	NR	NR	NR	NR	NR	
Air Force Officers	NA		NA	NA	NA	NA	NA	NA	

Note. Percent responding are active duty members who answered the question; who experienced unwanted sexual contact (Q32); and who made a restricted, a converted, or an unrestricted report (Q47/Q73).

NR: Not reportable

NA: Not applicable

74. In an effort to prevent sexual assault, please indicate how well your unit leadership...

a. Makes it clear that sexual assault has no place in the military.

1. Very poorly
4. Well

2. Poorly
5. Very well

3. Neither well nor poorly

	Percent Responding		Percentages					Max ME	Average Ability		
			1	2	3	4	5				
TOTAL	99	±1	0	1	6	14	79	±2	4.7	±0.1	
Army	99	±1	1	1	7	16	75	±3	4.6	±0.1	
Navy	98	±1	0	1	5	14	79	±3	4.7	±0.1	
Marine Corps	99	±1	0	0	6	11	82	±2	4.8	±0.1	
Air Force	99	±1	0	1	4	11	83	±2	4.8	±0.1	
Enlisted	99	±1	0	1	6	14	78	±2	4.7	±0.1	
E1 – E4	98	±1	1	1	7	14	77	±2	4.7	±0.1	
E1 – E3	98	±1	0	1	6	13	80	±3	4.7	±0.1	
E4	99	±1	1	2	9	16	73	±3	4.6	±0.1	
E5 – E9	99	±1	0	1	5	14	80	±2	4.7	±0.1	
E5 – E6	99	±1	1	1	6	15	78	±2	4.7	±0.1	
E7 – E9	100	±1	0	1	3	10	86	±3	4.8	±0.1	
Officers	100	±1	0	0	4	13	82	±2	4.8	±0.1	
O1 – O3	100	±1	0	1	3	14	83	±3	4.8	±0.1	
O4 – O6	100	±1	0	1	5	12	82	±3	4.8	±0.1	
Deployed Past 12 Months	99	±1	0	1	7	15	76	±3	4.7	±0.1	
Not Deployed Past 12 Months	99	±1	0	1	5	13	80	±2	4.7	±0.1	
Non-Hispanic White	99	±1	0	1	6	13	80	±2	4.7	±0.1	
Total Minority	99	±1	1	1	6	15	77	±2	4.7	±0.1	
Non-Hispanic Black	98	±2	0	1	8	16	75	±3	4.6	±0.1	
Hispanic	99	±1	1	1	6	14	79	±3	4.7	±0.1	
Experienced USC	84	±7	7	4	17	20	52	±9	4.1	±0.3	
Not Experienced USC	99	±1	0	1	6	14	79	±2	4.7	±0.1	
Experienced SH	97	±2	3	6	16	26	50	±5	4.2	±0.1	
Not Experienced SH	99	±1	0	1	5	13	81	±2	4.7	±0.1	
FEMALES	99	±1	1	2	9	18	70	±2	4.5	±0.1	
Army	98	±1	1	3	10	21	65	±3	4.4	±0.1	
Navy	99	±1	1	2	8	18	71	±2	4.6	±0.1	
Marine Corps	99	±1	1	1	9	17	73	±2	4.6	±0.1	
Air Force	99	±1	0	1	9	14	76	±2	4.6	±0.1	
Enlisted	98	±1	1	2	10	18	70	±2	4.5	±0.1	
E1 – E4	98	±1	1	2	10	19	68	±2	4.5	±0.1	
E5 – E9	99	±1	1	2	9	16	72	±2	4.6	±0.1	
Officers	99	±1	0	2	8	18	72	±2	4.6	±0.1	
O1 – O3	99	±1	0	2	7	19	71	±3	4.6	±0.1	
O4 – O6	99	±1	1	1	8	14	76	±3	4.6	±0.1	
Experienced USC	91	±3	5	7	18	23	46	±6	4.0	±0.2	
Not Experienced USC	99	±1	1	2	9	17	72	±2	4.6	±0.1	
Experienced SH	98	±1	3	6	17	27	48	±3	4.1	±0.1	
Not Experienced SH	99	±1	0	1	7	15	77	±2	4.7	±0.1	
Deployed Past 12 Months	99	±1	1	3	10	20	66	±3	4.5	±0.1	
Not Deployed Past 12 Months	99	±1	1	2	9	17	72	±2	4.6	±0.1	

Note. Percent responding are active duty members who answered the question.

74. In an effort to prevent sexual assault, please indicate how well your unit leadership...

a. Makes it clear that sexual assault has no place in the military.

	Percent Responding		Percentages					Max ME	Average Ability		
			1	2	3	4	5				
Army Enlisted	98	±1	1	3	10	21	64	±3	4.4	±0.1	
E1 – E4	97	±2	2	3	10	21	64	±4	4.4	±0.1	
Army Officers	99	±1	1	3	10	21	66	±4	4.5	±0.1	
Navy Enlisted	99	±1	1	2	9	18	69	±3	4.5	±0.1	
E1 – E4	99	±1	1	3	11	18	67	±4	4.5	±0.1	
Navy Officers	99	±1	0	1	4	16	79	±3	4.7	±0.1	
Marine Corps Enlisted	99	±1	1	1	9	16	73	±2	4.6	±0.1	
E1 – E4	99	±1	0	1	9	17	72	±2	4.6	±0.1	
Marine Corps Officers	100	±1	0	0	6	19	74	±4	4.7	±0.1	
Air Force Enlisted	99	±1	0	1	9	14	75	±2	4.6	±0.1	
E1 – E4	99	±1	0	1	9	16	73	±4	4.6	±0.1	
Air Force Officers	99	±1	0	1	7	15	76	±4	4.6	±0.1	
MALES	99	±1	0	1	5	13	80	±2	4.7	±0.1	
Army	99	±1	0	1	7	15	77	±3	4.7	±0.1	
Navy	98	±1	0	1	4	14	81	±3	4.7	±0.1	
Marine Corps	99	±1	0	0	6	11	83	±2	4.8	±0.1	
Air Force	99	±1	0	1	3	11	85	±2	4.8	±0.1	
Enlisted	99	±1	0	1	6	13	80	±2	4.7	±0.1	
E1 – E4	98	±1	0	1	7	13	78	±3	4.7	±0.1	
E5 – E9	99	±1	0	1	4	13	81	±2	4.7	±0.1	
Officers	100	±1	0	0	3	12	84	±3	4.8	±0.1	
O1 – O3	100	±1	0	0	2	12	85	±4	4.8	±0.1	
O4 – O6	100	±1	0	0	4	12	83	±4	4.8	±0.1	
Experienced USC	78	±13	NR	1	NR	17	58	±17	4.2	±0.5	
Not Experienced USC	99	±1	0	1	5	13	81	±2	4.7	±0.1	
Experienced SH	95	±4	2	7	14	25	52	±9	4.2	±0.2	
Not Experienced SH	99	±1	0	1	5	13	82	±2	4.7	±0.1	
Deployed Past 12 Months	99	±1	0	1	6	15	78	±3	4.7	±0.1	
Not Deployed Past 12 Months	99	±1	0	1	5	12	82	±2	4.7	±0.1	
Army Enlisted	99	±1	1	1	7	15	76	±3	4.6	±0.1	
E1 – E4	99	±2	1	1	8	16	74	±5	4.6	±0.1	
Army Officers	100	±1	0	1	3	15	80	±5	4.8	±0.1	
Navy Enlisted	98	±2	0	1	4	15	79	±4	4.7	±0.1	
E1 – E4	97	±3	1	2	5	11	81	±6	4.7	±0.1	
Navy Officers	99	±1	0	0	3	9	88	±4	4.8	±0.1	
Marine Corps Enlisted	99	±1	0	0	6	11	83	±2	4.8	±0.1	
E1 – E4	99	±1	0	0	7	12	80	±2	4.7	±0.1	
Marine Corps Officers	99	±1	0	0	2	12	86	±3	4.8	±0.1	
Air Force Enlisted	99	±1	0	1	3	11	85	±3	4.8	±0.1	
E1 – E4	99	±1	0	1	4	11	83	±4	4.8	±0.1	
Air Force Officers	100	±1	0	0	3	10	87	±4	4.8	±0.1	

Note. Percent responding are active duty members who answered the question.

NR: Not reportable

74. In an effort to prevent sexual assault, please indicate how well your unit leadership...

b. Promotes a unit climate based on mutual respect and trust.

1. Very poorly
4. Well

2. Poorly
5. Very well

3. Neither well nor poorly

	Percent Responding		Percentages					Max ME	Average Ability		
			1	2	3	4	5				
TOTAL	99	±1	1	3	9	19	68	±2	4.5	±0.1	
Army	99	±1	2	4	10	22	61	±3	4.4	±0.1	
Navy	99	±1	1	4	8	19	68	±3	4.5	±0.1	
Marine Corps	99	±1	1	2	9	17	71	±2	4.6	±0.1	
Air Force	99	±1	1	1	6	16	76	±2	4.7	±0.1	
Enlisted	99	±1	2	3	10	19	66	±2	4.5	±0.1	
E1 – E4	98	±1	2	3	10	20	64	±3	4.4	±0.1	
E1 – E3	98	±1	1	3	9	18	69	±4	4.5	±0.1	
E4	98	±1	3	4	11	22	60	±4	4.3	±0.1	
E5 – E9	99	±1	1	3	9	19	68	±2	4.5	±0.1	
E5 – E6	99	±1	1	3	10	20	66	±2	4.5	±0.1	
E7 – E9	100	±1	1	2	6	15	76	±3	4.6	±0.1	
Officers	99	±1	0	2	5	19	74	±3	4.6	±0.1	
O1 – O3	100	±1	1	2	4	20	74	±3	4.6	±0.1	
O4 – O6	99	±1	0	2	5	17	76	±4	4.7	±0.1	
Deployed Past 12 Months	98	±1	2	4	10	21	64	±3	4.4	±0.1	
Not Deployed Past 12 Months	99	±1	1	3	8	19	69	±2	4.5	±0.1	
Non-Hispanic White	99	±1	1	3	8	19	69	±2	4.5	±0.1	
Total Minority	99	±1	2	3	10	21	65	±2	4.5	±0.1	
Non-Hispanic Black	98	±2	1	3	11	20	65	±4	4.5	±0.1	
Hispanic	99	±1	1	2	10	20	67	±4	4.5	±0.1	
Experienced USC	83	±7	10	6	19	21	44	±9	3.8	±0.3	
Not Experienced USC	99	±1	1	3	9	19	68	±2	4.5	±0.1	
Experienced SH	96	±2	8	10	21	25	36	±5	3.7	±0.2	
Not Experienced SH	99	±1	1	2	8	19	70	±2	4.5	±0.1	
FEMALES	98	±1	2	4	13	23	57	±2	4.3	±0.1	
Army	97	±1	4	6	15	25	50	±3	4.1	±0.1	
Navy	98	±1	2	5	13	22	58	±3	4.3	±0.1	
Marine Corps	98	±1	2	4	13	24	57	±2	4.3	±0.1	
Air Force	99	±1	1	2	11	20	66	±2	4.5	±0.1	
Enlisted	98	±1	3	5	14	23	56	±2	4.3	±0.1	
E1 – E4	98	±1	3	5	15	23	55	±2	4.2	±0.1	
E5 – E9	98	±1	2	5	13	22	58	±2	4.3	±0.1	
Officers	99	±1	2	4	9	23	62	±2	4.4	±0.1	
O1 – O3	99	±1	1	3	10	24	61	±3	4.4	±0.1	
O4 – O6	99	±1	2	4	8	21	66	±4	4.4	±0.1	
Experienced USC	90	±3	10	9	22	27	32	±6	3.6	±0.2	
Not Experienced USC	99	±1	2	4	13	22	59	±2	4.3	±0.1	
Experienced SH	97	±1	6	11	23	28	32	±3	3.7	±0.1	
Not Experienced SH	98	±1	1	3	10	21	65	±2	4.5	±0.1	
Deployed Past 12 Months	98	±1	3	6	15	25	51	±3	4.1	±0.1	
Not Deployed Past 12 Months	98	±1	2	4	12	22	59	±2	4.3	±0.1	

Note. Percent responding are active duty members who answered the question.

74. In an effort to prevent sexual assault, please indicate how well your unit leadership...

b. Promotes a unit climate based on mutual respect and trust.

	Percent Responding		Percentages					Max ME	Average Ability		
			1	2	3	4	5				
Army Enlisted	97	±1	4	7	15	25	49	±3	4.1	±0.1	
E1 – E4	96	±2	4	6	15	24	50	±4	4.1	±0.1	
Army Officers	99	±1	2	4	13	26	55	±4	4.3	±0.1	
Navy Enlisted	98	±1	2	5	15	22	56	±3	4.2	±0.1	
E1 – E4	98	±1	3	5	15	22	54	±4	4.2	±0.1	
Navy Officers	99	±1	1	4	6	24	65	±4	4.5	±0.1	
Marine Corps Enlisted	98	±1	2	4	14	24	57	±2	4.3	±0.1	
E1 – E4	99	±1	1	3	15	24	56	±3	4.3	±0.1	
Marine Corps Officers	99	±1	3	3	8	27	59	±5	4.4	±0.2	
Air Force Enlisted	99	±1	1	2	11	20	65	±3	4.5	±0.1	
E1 – E4	99	±1	1	2	13	22	62	±4	4.4	±0.1	
Air Force Officers	99	±1	2	3	8	19	69	±4	4.5	±0.1	
MALES	99	±1	1	3	8	19	69	±2	4.5	±0.1	
Army	99	±1	2	3	10	22	63	±3	4.4	±0.1	
Navy	99	±1	1	3	7	18	70	±4	4.5	±0.1	
Marine Corps	99	±1	1	2	9	17	72	±2	4.6	±0.1	
Air Force	99	±1	1	1	5	15	78	±3	4.7	±0.1	
Enlisted	99	±1	1	3	9	19	68	±2	4.5	±0.1	
E1 – E4	98	±1	2	3	9	20	66	±3	4.5	±0.1	
E5 – E9	99	±1	1	2	8	18	70	±2	4.5	±0.1	
Officers	99	±1	0	1	4	18	76	±3	4.7	±0.1	
O1 – O3	100	±1	0	1	3	19	77	±4	4.7	±0.1	
O4 – O6	99	±1	0	1	4	16	78	±4	4.7	±0.1	
Experienced USC	76	±13	10	4	16	15	NR	±18	4.0	±0.5	
Not Experienced USC	99	±1	1	3	8	19	69	±2	4.5	±0.1	
Experienced SH	95	±4	9	9	19	23	40	±9	3.8	±0.3	
Not Experienced SH	99	±1	1	2	8	19	71	±2	4.6	±0.1	
Deployed Past 12 Months	99	±1	2	3	9	20	66	±3	4.4	±0.1	
Not Deployed Past 12 Months	99	±1	1	2	7	18	71	±2	4.6	±0.1	
Army Enlisted	99	±1	2	4	11	22	61	±4	4.4	±0.1	
E1 – E4	99	±2	3	5	11	23	59	±5	4.3	±0.1	
Army Officers	99	±1	0	2	4	22	71	±5	4.6	±0.1	
Navy Enlisted	98	±2	1	4	8	19	69	±4	4.5	±0.1	
E1 – E4	97	±3	2	4	8	18	68	±7	4.5	±0.2	
Navy Officers	100	±1	1	1	5	15	78	±5	4.7	±0.1	
Marine Corps Enlisted	99	±1	1	2	10	17	71	±2	4.6	±0.1	
E1 – E4	99	±1	1	2	11	17	69	±3	4.5	±0.1	
Marine Corps Officers	99	±1	0	1	4	18	77	±3	4.7	±0.1	
Air Force Enlisted	99	±1	1	1	6	16	77	±3	4.7	±0.1	
E1 – E4	99	±1	1	0	7	16	76	±4	4.7	±0.1	
Air Force Officers	99	±1	0	1	2	15	82	±5	4.8	±0.1	

Note. Percent responding are active duty members who answered the question.

NR: Not reportable

74. In an effort to prevent sexual assault, please indicate how well your unit leadership...

c. Leads by example (e.g., refrains from sexist comments and behaviors).

	Percent Responding		Percentages					Max ME	Average Ability		
			1	2	3	4	5				
Army Enlisted	97	±1	5	10	17	23	45	±3	3.9	±0.1	
E1 – E4	97	±2	5	9	19	22	45	±4	3.9	±0.1	
Army Officers	99	±1	2	5	12	27	55	±4	4.3	±0.1	
Navy Enlisted	99	±1	4	7	17	21	52	±3	4.1	±0.1	
E1 – E4	99	±1	5	7	19	18	51	±4	4.0	±0.1	
Navy Officers	99	±1	1	2	7	24	66	±4	4.5	±0.1	
Marine Corps Enlisted	98	±1	3	6	18	24	49	±2	4.1	±0.1	
E1 – E4	99	±1	3	6	18	25	48	±3	4.1	±0.1	
Marine Corps Officers	100	±1	2	5	10	25	58	±4	4.3	±0.1	
Air Force Enlisted	99	±1	2	3	11	19	65	±3	4.4	±0.1	
E1 – E4	98	±1	2	4	12	21	61	±4	4.4	±0.1	
Air Force Officers	99	±1	1	2	7	19	70	±4	4.6	±0.1	
MALES	99	±1	2	3	10	19	66	±2	4.5	±0.1	
Army	99	±1	3	4	12	22	60	±3	4.3	±0.1	
Navy	99	±1	2	3	10	21	64	±4	4.4	±0.1	
Marine Corps	99	±1	1	2	11	18	67	±2	4.5	±0.1	
Air Force	99	±1	0	1	6	15	78	±3	4.7	±0.1	
Enlisted	99	±1	2	3	11	20	64	±2	4.4	±0.1	
E1 – E4	99	±1	3	4	12	19	63	±3	4.4	±0.1	
E5 – E9	99	±1	1	3	10	21	66	±2	4.5	±0.1	
Officers	99	±1	0	1	5	17	77	±3	4.7	±0.1	
O1 – O3	100	±1	0	1	4	17	77	±4	4.7	±0.1	
O4 – O6	99	±1	0	1	4	15	79	±4	4.7	±0.1	
Experienced USC	76	±13	10	NR	14	21	NR	±18	3.8	±0.5	
Not Experienced USC	99	±1	2	3	10	19	66	±2	4.5	±0.1	
Experienced SH	95	±4	14	13	22	23	28	±8	3.4	±0.3	
Not Experienced SH	99	±1	1	2	9	19	68	±2	4.5	±0.1	
Deployed Past 12 Months	99	±1	2	4	13	20	62	±3	4.3	±0.1	
Not Deployed Past 12 Months	99	±1	1	3	9	19	68	±2	4.5	±0.1	
Army Enlisted	99	±1	3	5	13	22	58	±4	4.3	±0.1	
E1 – E4	99	±2	4	6	14	21	56	±5	4.2	±0.2	
Army Officers	99	±1	0	2	6	22	70	±5	4.6	±0.1	
Navy Enlisted	98	±2	2	3	12	22	61	±4	4.4	±0.1	
E1 – E4	97	±3	3	4	12	20	62	±7	4.3	±0.2	
Navy Officers	99	±1	1	1	5	14	79	±5	4.7	±0.1	
Marine Corps Enlisted	99	±1	2	2	12	18	66	±2	4.4	±0.1	
E1 – E4	99	±1	2	3	13	18	64	±3	4.4	±0.1	
Marine Corps Officers	99	±1	0	1	5	20	74	±3	4.7	±0.1	
Air Force Enlisted	99	±1	0	1	7	16	77	±3	4.7	±0.1	
E1 – E4	99	±1	0	1	8	16	75	±4	4.6	±0.1	
Air Force Officers	100	±1	0	0	3	12	85	±5	4.8	±0.1	

Note. Percent responding are active duty members who answered the question.

NR: Not reportable

74. In an effort to prevent sexual assault, please indicate how well your unit leadership...

d. Catches and immediately corrects incidents of sexual harassment (e.g., inappropriate jokes, comments, and behaviors).

1. Very poorly
4. Well

2. Poorly
5. Very well

3. Neither well nor poorly

	Percent Responding		Percentages					Max ME	Average Ability		
			1	2	3	4	5				
TOTAL	99	±1	2	3	15	21	60	±2	4.3	±0.1	
Army	99	±1	3	4	17	23	52	±3	4.2	±0.1	
Navy	99	±1	2	3	14	21	60	±3	4.3	±0.1	
Marine Corps	99	±1	1	3	14	18	63	±2	4.4	±0.1	
Air Force	99	±1	1	1	11	17	69	±2	4.5	±0.1	
Enlisted	99	±1	2	3	15	20	59	±2	4.3	±0.1	
E1 – E4	98	±1	3	4	17	19	58	±3	4.2	±0.1	
E1 – E3	98	±1	2	3	15	18	63	±4	4.4	±0.1	
E4	99	±1	4	5	19	20	52	±4	4.1	±0.1	
E5 – E9	99	±1	2	3	14	22	60	±2	4.4	±0.1	
E5 – E6	99	±1	2	3	15	22	57	±2	4.3	±0.1	
E7 – E9	100	±1	0	2	9	20	68	±3	4.5	±0.1	
Officers	100	±1	0	2	12	23	63	±3	4.5	±0.1	
O1 – O3	100	±1	0	2	11	23	63	±4	4.5	±0.1	
O4 – O6	99	±1	0	2	12	22	64	±4	4.5	±0.1	
Deployed Past 12 Months	99	±1	2	4	18	21	55	±3	4.2	±0.1	
Not Deployed Past 12 Months	99	±1	2	3	13	20	62	±2	4.4	±0.1	
Non-Hispanic White	99	±1	2	3	14	20	61	±2	4.3	±0.1	
Total Minority	99	±1	2	4	16	21	58	±2	4.3	±0.1	
Non-Hispanic Black	98	±2	1	4	16	22	57	±4	4.3	±0.1	
Hispanic	99	±1	2	3	15	19	60	±4	4.3	±0.1	
Experienced USC	84	±7	14	12	21	22	32	±9	3.5	±0.3	
Not Experienced USC	99	±1	2	3	15	21	60	±2	4.3	±0.1	
Experienced SH	97	±2	12	16	29	20	22	±5	3.2	±0.2	
Not Experienced SH	99	±1	1	2	14	21	62	±2	4.4	±0.1	
FEMALES	99	±1	3	7	20	22	49	±2	4.1	±0.1	
Army	98	±1	4	8	22	23	43	±3	3.9	±0.1	
Navy	99	±1	3	7	19	23	48	±3	4.1	±0.1	
Marine Corps	99	±1	3	7	21	23	47	±2	4.0	±0.1	
Air Force	99	±1	2	4	17	20	58	±2	4.3	±0.1	
Enlisted	99	±1	3	7	20	21	49	±2	4.0	±0.1	
E1 – E4	98	±1	4	8	20	20	48	±2	4.0	±0.1	
E5 – E9	99	±1	3	6	19	22	50	±2	4.1	±0.1	
Officers	99	±1	1	5	19	25	50	±3	4.2	±0.1	
O1 – O3	99	±1	1	5	19	26	49	±3	4.2	±0.1	
O4 – O6	99	±1	2	3	19	21	55	±4	4.2	±0.1	
Experienced USC	91	±3	12	17	28	20	24	±6	3.3	±0.2	
Not Experienced USC	99	±1	3	6	19	22	51	±2	4.1	±0.1	
Experienced SH	98	±1	10	18	29	22	21	±3	3.2	±0.1	
Not Experienced SH	99	±1	1	3	17	22	58	±2	4.3	±0.1	
Deployed Past 12 Months	99	±1	4	8	22	23	43	±3	3.9	±0.1	
Not Deployed Past 12 Months	99	±1	3	6	19	21	51	±2	4.1	±0.1	

Note. Percent responding are active duty members who answered the question.

74. In an effort to prevent sexual assault, please indicate how well your unit leadership...

d. Catches and immediately corrects incidents of sexual harassment (e.g., inappropriate jokes, comments, and behaviors).

	Percent Responding		Percentages					Max ME	Average Ability		
			1	2	3	4	5				
Army Enlisted	98	±1	5	9	22	22	42	±3	3.9	±0.1	
E1 – E4	97	±2	5	10	22	20	43	±4	3.9	±0.1	
Army Officers	99	±1	2	6	22	26	45	±4	4.1	±0.1	
Navy Enlisted	99	±1	3	8	19	22	48	±3	4.0	±0.1	
E1 – E4	99	±1	4	9	20	19	47	±4	4.0	±0.1	
Navy Officers	99	±1	1	3	17	27	51	±4	4.2	±0.1	
Marine Corps Enlisted	99	±1	3	7	21	22	47	±2	4.0	±0.1	
E1 – E4	99	±1	3	8	20	23	47	±3	4.0	±0.1	
Marine Corps Officers	99	±3	2	6	19	27	47	±4	4.1	±0.1	
Air Force Enlisted	99	±1	2	4	17	19	58	±3	4.3	±0.1	
E1 – E4	99	±1	2	6	17	20	55	±4	4.2	±0.1	
Air Force Officers	100	±1	1	4	17	21	57	±4	4.3	±0.1	
MALES	99	±1	2	3	14	20	61	±2	4.4	±0.1	
Army	99	±1	3	4	17	23	54	±3	4.2	±0.1	
Navy	99	±1	2	3	13	21	62	±4	4.4	±0.1	
Marine Corps	99	±1	1	2	14	18	65	±2	4.4	±0.1	
Air Force	99	±1	0	1	10	17	72	±3	4.6	±0.1	
Enlisted	99	±1	2	3	15	20	60	±2	4.3	±0.1	
E1 – E4	99	±1	3	3	16	18	60	±3	4.3	±0.1	
E5 – E9	99	±1	1	3	13	22	61	±2	4.4	±0.1	
Officers	100	±1	0	2	10	22	66	±3	4.5	±0.1	
O1 – O3	100	±1	0	1	10	22	66	±4	4.5	±0.1	
O4 – O6	99	±1	0	1	11	22	66	±4	4.5	±0.1	
Experienced USC	78	±13	NR	6	14	24	40	±18	3.6	±0.6	
Not Experienced USC	99	±1	2	3	14	20	62	±2	4.4	±0.1	
Experienced SH	95	±4	14	15	30	19	23	±8	3.2	±0.3	
Not Experienced SH	99	±1	1	2	13	20	63	±2	4.4	±0.1	
Deployed Past 12 Months	99	±1	2	3	17	21	57	±3	4.3	±0.1	
Not Deployed Past 12 Months	99	±1	2	2	12	20	64	±2	4.4	±0.1	
Army Enlisted	99	±1	4	4	18	22	53	±4	4.2	±0.1	
E1 – E4	99	±2	5	5	19	20	52	±5	4.1	±0.2	
Army Officers	100	±1	0	2	12	26	59	±6	4.4	±0.1	
Navy Enlisted	98	±2	2	3	14	21	61	±4	4.4	±0.1	
E1 – E4	97	±3	3	3	15	18	61	±7	4.3	±0.2	
Navy Officers	99	±1	0	2	9	22	66	±5	4.5	±0.1	
Marine Corps Enlisted	99	±1	1	2	14	18	64	±2	4.4	±0.1	
E1 – E4	100	±1	2	2	16	18	63	±3	4.4	±0.1	
Marine Corps Officers	99	±1	0	1	10	22	66	±3	4.5	±0.1	
Air Force Enlisted	99	±1	1	1	10	17	71	±3	4.6	±0.1	
E1 – E4	99	±1	0	1	12	16	71	±5	4.6	±0.1	
Air Force Officers	100	±1	0	0	8	17	75	±5	4.7	±0.1	

Note. Percent responding are active duty members who answered the question.

NR: Not reportable

74. In an effort to prevent sexual assault, please indicate how well your unit leadership...

e. Creates an environment where victims would feel comfortable reporting.

1. Very poorly
4. Well

2. Poorly
5. Very well

3. Neither well nor poorly

	Percent Responding		Percentages					Max ME	Average Ability		
			1	2	3	4	5				
TOTAL	99	±1	2	3	12	20	64	±2	4.4	±0.1	
Army	99	±1	3	4	14	22	57	±3	4.3	±0.1	
Navy	98	±1	2	3	11	21	63	±3	4.4	±0.1	
Marine Corps	99	±1	1	2	12	18	67	±2	4.5	±0.1	
Air Force	99	±1	1	1	9	16	73	±2	4.6	±0.1	
Enlisted	99	±1	2	3	13	19	63	±2	4.4	±0.1	
E1 – E4	98	±1	3	3	14	19	61	±3	4.3	±0.1	
E1 – E3	98	±1	2	3	13	17	65	±4	4.4	±0.1	
E4	98	±1	5	4	15	20	57	±4	4.2	±0.1	
E5 – E9	99	±1	2	2	11	20	65	±2	4.4	±0.1	
E5 – E6	99	±1	2	3	13	20	62	±2	4.4	±0.1	
E7 – E9	99	±1	0	1	7	19	72	±3	4.6	±0.1	
Officers	99	±1	1	2	8	21	69	±3	4.6	±0.1	
O1 – O3	100	±1	1	2	7	22	68	±3	4.5	±0.1	
O4 – O6	99	±1	1	1	8	19	71	±4	4.6	±0.1	
Deployed Past 12 Months	98	±1	3	3	14	20	60	±3	4.3	±0.1	
Not Deployed Past 12 Months	99	±1	2	2	11	19	66	±2	4.4	±0.1	
Non-Hispanic White	99	±1	2	2	12	19	66	±2	4.4	±0.1	
Total Minority	98	±1	2	3	12	21	61	±2	4.4	±0.1	
Non-Hispanic Black	98	±2	3	2	13	23	60	±4	4.3	±0.1	
Hispanic	99	±1	2	3	13	19	64	±4	4.4	±0.1	
Experienced USC	84	±7	13	9	20	23	35	±9	3.6	±0.3	
Not Experienced USC	99	±1	2	3	12	20	64	±2	4.4	±0.1	
Experienced SH	96	±2	12	12	26	25	25	±5	3.4	±0.2	
Not Experienced SH	99	±1	1	2	11	19	67	±2	4.5	±0.1	
FEMALES	98	±1	4	5	17	21	52	±2	4.1	±0.1	
Army	98	±1	6	7	19	22	45	±3	3.9	±0.1	
Navy	98	±1	4	5	17	22	51	±3	4.1	±0.1	
Marine Corps	99	±1	3	6	18	23	50	±2	4.1	±0.1	
Air Force	99	±1	2	3	15	19	61	±2	4.3	±0.1	
Enlisted	98	±1	5	6	18	20	51	±2	4.1	±0.1	
E1 – E4	98	±1	5	6	19	20	50	±2	4.0	±0.1	
E5 – E9	99	±1	4	5	16	21	54	±2	4.1	±0.1	
Officers	99	±1	2	4	14	24	55	±3	4.3	±0.1	
O1 – O3	99	±1	2	5	14	26	53	±3	4.2	±0.1	
O4 – O6	99	±1	2	4	13	21	60	±4	4.3	±0.1	
Experienced USC	91	±3	15	10	26	21	27	±5	3.4	±0.2	
Not Experienced USC	99	±1	4	5	17	21	54	±2	4.2	±0.1	
Experienced SH	98	±1	12	13	28	22	25	±3	3.4	±0.1	
Not Experienced SH	99	±1	2	3	14	21	60	±2	4.3	±0.1	
Deployed Past 12 Months	98	±1	6	7	20	22	45	±3	3.9	±0.1	
Not Deployed Past 12 Months	98	±1	4	5	16	21	54	±2	4.2	±0.1	

Note. Percent responding are active duty members who answered the question.

74. In an effort to prevent sexual assault, please indicate how well your unit leadership...

e. Creates an environment where victims would feel comfortable reporting.

	Percent Responding		Percentages					Max ME	Average Ability		
			1	2	3	4	5				
Army Enlisted	98	±1	7	8	20	22	44	±3	3.9	±0.1	
E1 – E4	97	±2	7	8	20	21	45	±4	3.9	±0.1	
Army Officers	99	±1	3	6	16	25	49	±4	4.1	±0.1	
Navy Enlisted	98	±1	5	6	18	21	50	±3	4.1	±0.1	
E1 – E4	98	±1	6	5	20	19	49	±4	4.0	±0.1	
Navy Officers	99	±1	1	3	13	28	55	±4	4.3	±0.1	
Marine Corps Enlisted	99	±1	3	6	18	22	50	±2	4.1	±0.1	
E1 – E4	99	±1	3	6	19	22	50	±3	4.1	±0.1	
Marine Corps Officers	99	±1	2	4	16	28	49	±4	4.2	±0.1	
Air Force Enlisted	99	±1	3	3	15	19	61	±3	4.3	±0.1	
E1 – E4	99	±1	3	3	16	20	58	±4	4.3	±0.1	
Air Force Officers	99	±1	2	3	12	20	63	±4	4.4	±0.1	
MALES	99	±1	2	2	11	19	66	±2	4.5	±0.1	
Army	99	±1	3	4	13	21	59	±3	4.3	±0.1	
Navy	98	±1	2	2	10	20	66	±4	4.5	±0.1	
Marine Corps	99	±1	1	1	12	18	68	±2	4.5	±0.1	
Air Force	99	±1	0	1	8	15	76	±3	4.7	±0.1	
Enlisted	99	±1	2	2	12	19	65	±2	4.4	±0.1	
E1 – E4	98	±1	3	3	13	18	63	±3	4.4	±0.1	
E5 – E9	99	±1	1	2	11	20	66	±2	4.5	±0.1	
Officers	100	±1	0	1	7	21	71	±3	4.6	±0.1	
O1 – O3	100	±1	0	1	6	22	71	±4	4.6	±0.1	
O4 – O6	99	±1	0	1	8	18	73	±4	4.6	±0.1	
Experienced USC	78	±13	10	NR	14	24	43	±18	3.8	±0.5	
Not Experienced USC	99	±1	2	2	11	19	66	±2	4.5	±0.1	
Experienced SH	95	±4	13	10	24	28	25	±8	3.4	±0.3	
Not Experienced SH	99	±1	1	2	10	19	67	±2	4.5	±0.1	
Deployed Past 12 Months	99	±1	2	3	14	20	61	±3	4.4	±0.1	
Not Deployed Past 12 Months	99	±1	1	2	10	19	68	±2	4.5	±0.1	
Army Enlisted	99	±1	3	4	14	21	58	±4	4.3	±0.1	
E1 – E4	99	±2	4	5	16	19	56	±5	4.2	±0.2	
Army Officers	100	±1	0	2	7	26	65	±6	4.5	±0.1	
Navy Enlisted	98	±2	2	2	11	21	64	±4	4.4	±0.1	
E1 – E4	97	±3	4	3	10	20	64	±7	4.4	±0.2	
Navy Officers	99	±1	0	0	7	18	75	±5	4.7	±0.1	
Marine Corps Enlisted	99	±1	1	2	12	18	67	±2	4.5	±0.1	
E1 – E4	99	±1	1	2	13	18	66	±3	4.4	±0.1	
Marine Corps Officers	99	±1	0	1	6	22	71	±3	4.6	±0.1	
Air Force Enlisted	99	±1	1	0	9	15	75	±3	4.6	±0.1	
E1 – E4	98	±2	1	1	9	15	74	±5	4.6	±0.1	
Air Force Officers	100	±0	0	1	6	15	79	±5	4.7	±0.1	

Note. Percent responding are active duty members who answered the question.

NR: Not reportable

75. In your work group, to what extent...

a. Would you feel free to report sexual assault without fear of reprisals?

- 1. Not at all
- 2. Small extent
- 3. Moderate extent
- 4. Large extent
- 5. Very large extent

	Percent Responding		Percentages					Max ME	Average Extent		
			1	2	3	4	5				
TOTAL	99	±1	5	3	11	18	64	±2	4.3	±0.1	
Army	99	±1	6	3	12	18	61	±3	4.2	±0.1	
Navy	99	±1	5	3	11	18	63	±3	4.3	±0.1	
Marine Corps	99	±1	5	2	11	17	65	±2	4.3	±0.1	
Air Force	99	±1	4	2	8	17	68	±2	4.4	±0.1	
Enlisted	99	±1	6	3	12	18	62	±2	4.3	±0.1	
E1 – E4	98	±1	7	3	14	18	58	±3	4.2	±0.1	
E1 – E3	98	±1	6	3	14	18	59	±4	4.2	±0.1	
E4	99	±1	8	4	14	19	56	±4	4.1	±0.1	
E5 – E9	99	±1	5	3	9	17	66	±2	4.4	±0.1	
E5 – E6	99	±1	5	3	11	18	63	±2	4.3	±0.1	
E7 – E9	99	±1	4	2	5	16	74	±3	4.5	±0.1	
Officers	99	±1	2	2	5	18	73	±3	4.6	±0.1	
O1 – O3	99	±1	2	2	6	19	71	±3	4.5	±0.1	
O4 – O6	99	±1	2	2	5	17	75	±4	4.6	±0.1	
Deployed Past 12 Months	99	±1	6	3	12	19	61	±3	4.3	±0.1	
Not Deployed Past 12 Months	99	±1	5	3	10	17	65	±2	4.3	±0.1	
Non-Hispanic White	99	±1	5	3	10	18	65	±2	4.4	±0.1	
Total Minority	99	±1	6	3	12	17	61	±2	4.2	±0.1	
Non-Hispanic Black	98	±2	6	3	13	17	61	±4	4.2	±0.1	
Hispanic	99	±1	6	3	11	17	63	±4	4.3	±0.1	
Experienced USC	87	±7	18	10	24	11	36	±10	3.4	±0.3	
Not Experienced USC	99	±1	5	3	10	18	64	±2	4.3	±0.1	
Experienced SH	97	±2	13	14	25	20	28	±5	3.4	±0.2	
Not Experienced SH	99	±1	4	2	10	18	66	±2	4.4	±0.1	
FEMALES	98	±1	7	7	16	20	50	±2	4.0	±0.1	
Army	98	±1	8	8	17	19	47	±3	3.9	±0.1	
Navy	99	±1	8	6	16	20	49	±3	4.0	±0.1	
Marine Corps	99	±1	8	8	20	19	45	±2	3.9	±0.1	
Air Force	98	±1	5	5	14	21	55	±2	4.2	±0.1	
Enlisted	98	±1	8	7	17	19	49	±2	3.9	±0.1	
E1 – E4	98	±1	9	8	20	19	45	±2	3.8	±0.1	
E5 – E9	99	±1	7	6	14	19	54	±2	4.1	±0.1	
Officers	99	±1	4	5	12	23	56	±3	4.2	±0.1	
O1 – O3	99	±1	4	6	13	24	53	±3	4.2	±0.1	
O4 – O6	99	±1	3	4	9	22	61	±4	4.3	±0.1	
Experienced USC	92	±3	23	18	26	13	21	±6	2.9	±0.2	
Not Experienced USC	99	±1	6	6	16	20	52	±2	4.1	±0.1	
Experienced SH	97	±1	15	16	25	18	26	±3	3.3	±0.1	
Not Experienced SH	99	±1	5	4	14	20	57	±2	4.2	±0.1	
Deployed Past 12 Months	98	±1	9	9	17	19	46	±3	3.8	±0.1	
Not Deployed Past 12 Months	98	±1	6	6	16	20	51	±2	4.0	±0.1	

Note. Percent responding are active duty members who answered the question.

75. In your work group, to what extent...

a. Would you feel free to report sexual assault without fear of reprisals?

	Percent Responding		Percentages					Max ME	Average Extent		
			1	2	3	4	5				
Army Enlisted	98	±1	9	9	19	18	45	±3	3.8	±0.1	
E1 – E4	98	±2	9	9	21	18	42	±4	3.7	±0.1	
Army Officers	99	±1	5	6	13	20	55	±4	4.1	±0.1	
Navy Enlisted	99	±1	8	7	18	19	48	±3	3.9	±0.1	
E1 – E4	99	±1	9	7	19	18	47	±4	3.9	±0.1	
Navy Officers	99	±1	3	5	11	25	55	±4	4.2	±0.1	
Marine Corps Enlisted	99	±1	8	8	21	18	45	±2	3.8	±0.1	
E1 – E4	99	±1	8	9	24	18	41	±3	3.8	±0.1	
Marine Corps Officers	99	±1	5	8	12	26	49	±4	4.1	±0.1	
Air Force Enlisted	98	±1	6	5	14	20	55	±3	4.1	±0.1	
E1 – E4	98	±1	8	6	16	21	50	±4	4.0	±0.1	
Air Force Officers	98	±1	3	4	10	26	57	±4	4.3	±0.1	
MALES	99	±1	5	2	10	17	66	±2	4.4	±0.1	
Army	99	±1	5	3	11	18	63	±3	4.3	±0.1	
Navy	99	±1	4	2	10	18	66	±4	4.4	±0.1	
Marine Corps	99	±1	5	2	10	17	66	±2	4.4	±0.1	
Air Force	99	±1	4	2	6	16	72	±3	4.5	±0.1	
Enlisted	99	±1	5	2	11	18	64	±2	4.3	±0.1	
E1 – E4	98	±1	6	3	13	18	60	±3	4.2	±0.1	
E5 – E9	99	±1	4	2	9	17	68	±2	4.4	±0.1	
Officers	99	±1	1	1	4	17	76	±3	4.6	±0.1	
O1 – O3	99	±1	1	2	5	18	75	±4	4.6	±0.1	
O4 – O6	99	±1	1	1	4	16	77	±4	4.7	±0.1	
Experienced USC	82	±12	13	3	23	10	NR	±17	3.8	±0.5	
Not Experienced USC	99	±1	5	2	10	18	66	±2	4.4	±0.1	
Experienced SH	97	±4	11	13	25	21	30	±9	3.5	±0.3	
Not Experienced SH	99	±1	4	2	9	17	67	±2	4.4	±0.1	
Deployed Past 12 Months	99	±1	5	2	12	19	63	±3	4.3	±0.1	
Not Deployed Past 12 Months	99	±1	5	2	8	17	68	±2	4.4	±0.1	
Army Enlisted	99	±1	6	3	12	19	60	±4	4.2	±0.1	
E1 – E4	99	±2	7	3	14	19	56	±6	4.1	±0.2	
Army Officers	99	±2	1	2	6	17	74	±5	4.6	±0.1	
Navy Enlisted	99	±1	5	2	11	18	63	±4	4.3	±0.1	
E1 – E4	98	±3	6	3	12	20	59	±7	4.2	±0.2	
Navy Officers	99	±2	2	2	3	17	76	±5	4.6	±0.1	
Marine Corps Enlisted	99	±1	5	2	11	17	65	±2	4.3	±0.1	
E1 – E4	99	±1	5	2	13	18	62	±3	4.3	±0.1	
Marine Corps Officers	99	±1	1	1	4	17	77	±3	4.7	±0.1	
Air Force Enlisted	99	±1	5	2	7	16	70	±3	4.4	±0.1	
E1 – E4	98	±2	5	2	9	17	66	±5	4.4	±0.2	
Air Force Officers	100	±1	1	1	3	16	78	±5	4.7	±0.1	

Note. Percent responding are active duty members who answered the question.

NR: Not reportable

75. In your work group, to what extent...

b. Would people be able to get away with sexual assault if it were reported?

- 1. Not at all
- 2. Small extent
- 3. Moderate extent
- 4. Large extent
- 5. Very large extent

	Percent Responding		Percentages					Max ME	Average Extent		
			1	2	3	4	5				
TOTAL	99	±1	62	16	9	4	9	±2	1.8	±0.1	
Army	99	±1	58	18	11	4	9	±3	1.9	±0.1	
Navy	99	±1	64	16	8	4	8	±3	1.8	±0.1	
Marine Corps	99	±1	64	15	8	3	10	±2	1.8	±0.1	
Air Force	99	±1	68	15	6	3	9	±2	1.7	±0.1	
Enlisted	99	±1	62	15	9	4	9	±2	1.8	±0.1	
E1 – E4	98	±1	59	16	11	4	9	±3	1.9	±0.1	
E1 – E3	98	±1	62	15	10	3	9	±4	1.8	±0.1	
E4	98	±1	56	16	13	5	9	±4	2.0	±0.1	
E5 – E9	99	±1	66	14	7	4	9	±2	1.8	±0.1	
E5 – E6	99	±1	63	15	8	4	10	±2	1.8	±0.1	
E7 – E9	100	±1	72	12	6	3	7	±3	1.6	±0.1	
Officers	99	±1	63	22	5	2	7	±3	1.7	±0.1	
O1 – O3	100	±1	60	23	5	3	8	±4	1.8	±0.1	
O4 – O6	99	±1	66	21	5	1	7	±4	1.6	±0.1	
Deployed Past 12 Months	99	±1	60	17	10	4	9	±3	1.9	±0.1	
Not Deployed Past 12 Months	99	±1	64	16	8	4	9	±2	1.8	±0.1	
Non-Hispanic White	99	±1	64	17	7	3	8	±2	1.7	±0.1	
Total Minority	98	±1	60	14	11	5	10	±2	1.9	±0.1	
Non-Hispanic Black	97	±2	60	15	10	5	9	±4	1.9	±0.1	
Hispanic	99	±1	64	12	10	4	10	±4	1.8	±0.1	
Experienced USC	87	±7	33	21	23	7	15	±9	2.5	±0.3	
Not Experienced USC	99	±1	63	16	8	4	9	±2	1.8	±0.1	
Experienced SH	97	±2	30	26	26	9	9	±5	2.4	±0.2	
Not Experienced SH	99	±1	65	15	7	3	9	±2	1.8	±0.1	
FEMALES	99	±1	51	21	14	6	8	±2	2.0	±0.1	
Army	98	±1	45	22	16	7	9	±3	2.1	±0.1	
Navy	99	±1	52	21	14	6	7	±3	2.0	±0.1	
Marine Corps	98	±1	47	23	16	6	8	±2	2.0	±0.1	
Air Force	99	±1	57	20	11	5	7	±2	1.8	±0.1	
Enlisted	98	±1	51	20	15	6	8	±2	2.0	±0.1	
E1 – E4	98	±1	48	20	16	7	9	±2	2.1	±0.1	
E5 – E9	99	±1	55	20	12	5	8	±2	1.9	±0.1	
Officers	99	±1	51	27	12	5	6	±3	1.9	±0.1	
O1 – O3	99	±1	49	28	12	5	6	±3	1.9	±0.1	
O4 – O6	99	±1	55	26	10	4	5	±4	1.8	±0.1	
Experienced USC	92	±3	31	22	21	13	13	±6	2.5	±0.2	
Not Experienced USC	99	±1	52	21	14	6	8	±2	2.0	±0.1	
Experienced SH	98	±1	30	26	23	12	9	±3	2.4	±0.1	
Not Experienced SH	99	±1	57	20	11	4	7	±2	1.9	±0.1	
Deployed Past 12 Months	98	±1	48	20	16	7	9	±3	2.1	±0.1	
Not Deployed Past 12 Months	99	±1	52	21	13	6	8	±2	2.0	±0.1	

Note. Percent responding are active duty members who answered the question.

75. In your work group, to what extent...

b. Would people be able to get away with sexual assault if it were reported?

	Percent Responding		Percentages					Max ME	Average Extent		
			1	2	3	4	5				
Army Enlisted	98	±1	45	21	17	8	10	±3	2.2	±0.1	
E1 – E4	97	±2	42	21	18	8	11	±4	2.2	±0.1	
Army Officers	99	±1	48	26	14	6	6	±4	2.0	±0.1	
Navy Enlisted	99	±1	51	19	16	6	8	±3	2.0	±0.1	
E1 – E4	99	±1	49	19	16	8	8	±4	2.1	±0.1	
Navy Officers	99	±1	56	27	9	4	5	±4	1.8	±0.1	
Marine Corps Enlisted	98	±1	47	22	17	6	8	±2	2.1	±0.1	
E1 – E4	99	±1	46	21	18	6	8	±3	2.1	±0.1	
Marine Corps Officers	99	±1	42	35	14	5	5	±4	2.0	±0.1	
Air Force Enlisted	99	±1	58	18	11	5	7	±3	1.8	±0.1	
E1 – E4	99	±1	55	18	14	6	7	±4	1.9	±0.1	
Air Force Officers	99	±1	53	28	10	4	6	±4	1.8	±0.1	
MALES	99	±1	64	15	8	3	9	±2	1.8	±0.1	
Army	99	±1	60	17	10	4	9	±3	1.8	±0.1	
Navy	99	±1	66	15	7	3	8	±4	1.7	±0.1	
Marine Corps	99	±1	65	14	8	3	10	±2	1.8	±0.1	
Air Force	99	±1	70	13	4	3	9	±3	1.7	±0.1	
Enlisted	99	±1	64	14	8	4	9	±2	1.8	±0.1	
E1 – E4	98	±1	61	15	11	4	9	±3	1.8	±0.1	
E5 – E9	99	±1	67	13	6	4	9	±2	1.7	±0.1	
Officers	100	±1	66	21	4	2	8	±3	1.6	±0.1	
O1 – O3	100	±1	63	22	4	2	9	±4	1.7	±0.1	
O4 – O6	99	±1	68	20	4	1	7	±4	1.6	±0.1	
Experienced USC	82	±12	36	19	25	2	17	±18	2.4	±0.4	
Not Experienced USC	99	±1	65	15	8	3	9	±2	1.8	±0.1	
Experienced SH	97	±4	31	27	29	6	8	±9	2.3	±0.2	
Not Experienced SH	99	±1	66	15	7	3	9	±2	1.7	±0.1	
Deployed Past 12 Months	99	±1	61	16	10	3	10	±3	1.8	±0.1	
Not Deployed Past 12 Months	99	±1	66	15	7	3	9	±2	1.7	±0.1	
Army Enlisted	99	±1	60	16	11	4	9	±4	1.9	±0.1	
E1 – E4	98	±2	57	15	14	4	10	±5	1.9	±0.2	
Army Officers	100	±1	59	24	6	1	10	±6	1.8	±0.2	
Navy Enlisted	99	±2	65	15	7	4	9	±4	1.8	±0.1	
E1 – E4	97	±3	63	18	9	4	7	±7	1.7	±0.2	
Navy Officers	99	±1	72	14	4	2	7	±5	1.6	±0.2	
Marine Corps Enlisted	99	±1	64	14	8	3	11	±2	1.8	±0.1	
E1 – E4	99	±1	62	15	9	3	11	±3	1.9	±0.1	
Marine Corps Officers	99	±1	72	17	3	2	7	±3	1.5	±0.1	
Air Force Enlisted	99	±1	70	11	5	3	10	±3	1.7	±0.1	
E1 – E4	99	±1	69	12	6	3	10	±5	1.7	±0.2	
Air Force Officers	100	±1	69	22	2	2	5	±6	1.5	±0.2	

Note. Percent responding are active duty members who answered the question.

76. To what extent are you willing to...

a. Report a sexual assault?

1. Not at all
4. Large extent

2. Small extent
5. Very large extent

3. Moderate extent

	Percent Responding		Percentages					Max ME	Average Extent		
			1	2	3	4	5				
TOTAL	99	±1	2	2	6	15	75	±2	4.6	±0.1	
Army	99	±1	2	2	7	15	74	±3	4.6	±0.1	
Navy	98	±1	2	2	7	16	74	±3	4.6	±0.1	
Marine Corps	99	±1	2	2	7	14	75	±2	4.6	±0.1	
Air Force	99	±1	1	1	5	15	77	±2	4.7	±0.1	
Enlisted	98	±1	2	2	7	15	74	±2	4.6	±0.1	
E1 – E4	98	±1	3	2	9	17	70	±3	4.5	±0.1	
E1 – E3	98	±1	3	2	10	16	70	±3	4.5	±0.1	
E4	98	±1	3	3	8	17	69	±3	4.5	±0.1	
E5 – E9	99	±1	1	1	5	14	79	±2	4.7	±0.1	
E5 – E6	99	±1	1	2	5	15	77	±2	4.6	±0.1	
E7 – E9	99	±1	1	1	2	11	85	±3	4.8	±0.1	
Officers	99	±1	1	2	4	15	79	±2	4.7	±0.1	
O1 – O3	99	±1	0	2	5	17	76	±3	4.7	±0.1	
O4 – O6	99	±1	1	1	4	12	83	±3	4.7	±0.1	
Deployed Past 12 Months	98	±1	2	2	8	15	73	±3	4.6	±0.1	
Not Deployed Past 12 Months	99	±1	2	2	6	15	76	±2	4.6	±0.1	
Non-Hispanic White	99	±1	2	2	6	15	75	±2	4.6	±0.1	
Total Minority	98	±1	2	2	7	15	74	±2	4.6	±0.1	
Non-Hispanic Black	97	±2	2	2	7	17	73	±4	4.6	±0.1	
Hispanic	98	±1	2	2	6	14	76	±3	4.6	±0.1	
Experienced USC	86	±7	13	12	20	21	33	±9	3.5	±0.3	
Not Experienced USC	99	±1	1	2	6	15	75	±2	4.6	±0.1	
Experienced SH	96	±2	5	11	19	21	44	±5	3.9	±0.2	
Not Experienced SH	99	±1	1	1	6	15	77	±2	4.6	±0.1	
FEMALES	98	±1	3	5	11	18	64	±2	4.4	±0.1	
Army	98	±1	3	5	12	18	62	±3	4.3	±0.1	
Navy	98	±1	3	5	10	19	63	±3	4.3	±0.1	
Marine Corps	98	±1	4	7	13	18	57	±2	4.2	±0.1	
Air Force	98	±1	1	4	9	16	69	±2	4.5	±0.1	
Enlisted	98	±1	3	5	11	17	64	±2	4.3	±0.1	
E1 – E4	97	±1	3	6	14	18	59	±2	4.2	±0.1	
E5 – E9	98	±1	2	4	8	16	70	±2	4.5	±0.1	
Officers	99	±1	2	4	9	19	66	±2	4.4	±0.1	
O1 – O3	99	±1	2	4	10	21	63	±3	4.4	±0.1	
O4 – O6	99	±1	2	2	7	16	73	±4	4.6	±0.1	
Experienced USC	92	±3	9	17	26	20	28	±6	3.4	±0.2	
Not Experienced USC	98	±1	2	4	10	18	66	±2	4.4	±0.1	
Experienced SH	97	±1	6	12	19	20	43	±3	3.8	±0.1	
Not Experienced SH	98	±1	2	3	8	17	70	±2	4.5	±0.1	
Deployed Past 12 Months	97	±1	4	6	12	19	60	±3	4.3	±0.1	
Not Deployed Past 12 Months	98	±1	2	4	10	17	65	±2	4.4	±0.1	

Note. Percent responding are active duty members who answered the question.

76. To what extent are you willing to...

a. Report a sexual assault?

	Percent Responding		Percentages					Max ME	Average Extent		
			1	2	3	4	5				
Army Enlisted	97	±1	3	6	13	17	61	±3	4.3	±0.1	
E1 – E4	97	±2	4	6	15	18	56	±4	4.2	±0.1	
Army Officers	99	±1	3	4	9	19	66	±4	4.4	±0.1	
Navy Enlisted	98	±1	3	5	11	19	62	±3	4.3	±0.1	
E1 – E4	98	±1	4	6	12	19	59	±4	4.2	±0.1	
Navy Officers	98	±1	2	3	9	20	65	±4	4.4	±0.1	
Marine Corps Enlisted	98	±1	4	6	14	18	57	±2	4.2	±0.1	
E1 – E4	98	±1	5	7	16	19	53	±3	4.1	±0.1	
Marine Corps Officers	99	±1	3	9	9	22	57	±5	4.2	±0.1	
Air Force Enlisted	98	±1	2	4	9	16	70	±2	4.5	±0.1	
E1 – E4	98	±1	1	6	11	17	64	±4	4.4	±0.1	
Air Force Officers	99	±1	1	3	8	19	69	±4	4.5	±0.1	
MALES	99	±1	1	1	6	15	77	±2	4.6	±0.1	
Army	99	±1	2	2	6	15	76	±3	4.6	±0.1	
Navy	98	±1	2	1	6	15	76	±3	4.6	±0.1	
Marine Corps	99	±1	2	1	7	14	77	±2	4.6	±0.1	
Air Force	99	±1	1	1	5	15	79	±3	4.7	±0.1	
Enlisted	99	±1	2	1	6	15	76	±2	4.6	±0.1	
E1 – E4	98	±1	2	2	8	16	71	±3	4.5	±0.1	
E5 – E9	99	±1	1	1	4	14	80	±2	4.7	±0.1	
Officers	99	±1	0	1	4	14	81	±3	4.7	±0.1	
O1 – O3	99	±1	0	1	4	16	79	±4	4.7	±0.1	
O4 – O6	99	±1	0	1	3	11	84	±4	4.8	±0.1	
Experienced USC	81	±12	17	7	14	NR	39	±18	3.6	±0.5	
Not Experienced USC	99	±1	1	1	6	15	77	±2	4.6	±0.1	
Experienced SH	95	±4	4	11	19	23	44	±9	3.9	±0.2	
Not Experienced SH	99	±1	1	1	5	15	78	±2	4.7	±0.1	
Deployed Past 12 Months	98	±1	2	2	7	15	74	±3	4.6	±0.1	
Not Deployed Past 12 Months	99	±1	1	1	5	15	78	±2	4.7	±0.1	
Army Enlisted	99	±1	2	2	6	15	75	±3	4.6	±0.1	
E1 – E4	99	±2	3	3	8	16	71	±5	4.5	±0.1	
Army Officers	99	±1	0	1	4	15	80	±5	4.7	±0.1	
Navy Enlisted	98	±2	2	1	7	15	74	±4	4.6	±0.1	
E1 – E4	97	±3	4	2	8	16	70	±7	4.5	±0.2	
Navy Officers	99	±1	0	1	2	14	82	±4	4.8	±0.1	
Marine Corps Enlisted	99	±1	2	1	7	14	76	±2	4.6	±0.1	
E1 – E4	98	±1	2	2	9	15	73	±3	4.6	±0.1	
Marine Corps Officers	99	±1	0	0	3	13	82	±3	4.8	±0.1	
Air Force Enlisted	99	±1	1	0	5	15	78	±3	4.7	±0.1	
E1 – E4	98	±2	1	1	7	18	73	±5	4.6	±0.1	
Air Force Officers	100	±1	0	1	4	14	80	±5	4.7	±0.1	

Note. Percent responding are active duty members who answered the question.

NR: Not reportable

76. To what extent are you willing to...
b. Point out to someone that you think their experience of unwanted sexual contact was sexual assault?

1. Not at all
 2. Small extent
 3. Moderate extent
 4. Large extent
 5. Very large extent

	Percent Responding		Percentages					Max ME	Average Extent		
			1	2	3	4	5				
TOTAL	99	±1	2	2	8	20	69	±2	4.5	±0.1	
Army	99	±1	2	2	7	19	69	±3	4.5	±0.1	
Navy	98	±1	2	2	8	20	67	±3	4.5	±0.1	
Marine Corps	99	±1	2	2	9	19	69	±2	4.5	±0.1	
Air Force	99	±1	1	1	7	19	72	±2	4.6	±0.1	
Enlisted	98	±1	2	2	8	19	69	±2	4.5	±0.1	
E1 – E4	98	±1	2	2	10	21	64	±3	4.4	±0.1	
E1 – E3	98	±1	2	3	11	20	64	±4	4.4	±0.1	
E4	98	±1	3	2	10	21	64	±4	4.4	±0.1	
E5 – E9	99	±1	1	1	5	18	74	±2	4.6	±0.1	
E5 – E6	99	±1	1	1	6	19	72	±2	4.6	±0.1	
E7 – E9	99	±1	0	1	3	15	81	±3	4.8	±0.1	
Officers	99	±1	0	2	6	20	72	±3	4.6	±0.1	
O1 – O3	99	±1	0	2	8	21	69	±3	4.6	±0.1	
O4 – O6	99	±1	1	1	5	18	76	±4	4.7	±0.1	
Deployed Past 12 Months	98	±1	2	2	9	20	67	±3	4.5	±0.1	
Not Deployed Past 12 Months	99	±1	1	2	7	19	71	±2	4.6	±0.1	
Non-Hispanic White	99	±1	1	2	7	20	69	±2	4.5	±0.1	
Total Minority	98	±1	2	2	9	18	69	±2	4.5	±0.1	
Non-Hispanic Black	97	±2	2	1	9	20	68	±4	4.5	±0.1	
Hispanic	98	±1	2	1	8	17	71	±3	4.5	±0.1	
Experienced USC	85	±7	9	8	15	25	43	±9	3.8	±0.3	
Not Experienced USC	99	±1	1	2	8	19	70	±2	4.5	±0.1	
Experienced SH	96	±2	3	8	16	27	46	±5	4.0	±0.1	
Not Experienced SH	99	±1	1	1	7	19	71	±2	4.6	±0.1	
FEMALES	98	±1	2	4	12	22	60	±2	4.4	±0.1	
Army	98	±1	3	4	12	23	59	±3	4.3	±0.1	
Navy	98	±1	3	4	13	24	58	±3	4.3	±0.1	
Marine Corps	98	±1	3	4	14	24	56	±2	4.3	±0.1	
Air Force	98	±1	1	3	10	20	66	±2	4.5	±0.1	
Enlisted	98	±1	2	4	12	22	60	±2	4.3	±0.1	
E1 – E4	98	±1	3	4	15	23	54	±2	4.2	±0.1	
E5 – E9	98	±1	1	3	8	20	67	±2	4.5	±0.1	
Officers	99	±1	1	3	10	24	62	±2	4.4	±0.1	
O1 – O3	99	±1	1	3	11	25	60	±3	4.4	±0.1	
O4 – O6	99	±1	1	2	7	23	68	±4	4.6	±0.1	
Experienced USC	91	±3	7	7	20	29	38	±6	3.8	±0.2	
Not Experienced USC	98	±1	2	3	11	22	62	±2	4.4	±0.1	
Experienced SH	97	±1	4	7	17	26	46	±3	4.0	±0.1	
Not Experienced SH	98	±1	1	2	10	21	65	±2	4.5	±0.1	
Deployed Past 12 Months	98	±1	3	4	13	22	58	±3	4.3	±0.1	
Not Deployed Past 12 Months	98	±1	2	3	11	22	61	±2	4.4	±0.1	

Note. Percent responding are active duty members who answered the question.

76. To what extent are you willing to...

b. Point out to someone that you think their experience of unwanted sexual contact was sexual assault?

	Percent Responding		Percentages					Max ME	Average Extent		
			1	2	3	4	5				
Army Enlisted	97	±1	3	4	13	22	58	±3	4.3	±0.1	
E1 – E4	97	±2	4	4	16	24	52	±4	4.2	±0.1	
Army Officers	99	±1	2	3	10	24	61	±4	4.4	±0.1	
Navy Enlisted	98	±1	3	4	13	23	57	±3	4.3	±0.1	
E1 – E4	98	±1	4	4	15	24	53	±4	4.2	±0.1	
Navy Officers	98	±1	0	2	11	27	60	±4	4.4	±0.1	
Marine Corps Enlisted	98	±1	3	4	14	24	56	±2	4.3	±0.1	
E1 – E4	98	±1	3	4	16	25	51	±3	4.2	±0.1	
Marine Corps Officers	99	±1	1	3	11	27	58	±4	4.4	±0.1	
Air Force Enlisted	98	±1	1	3	10	19	66	±3	4.4	±0.1	
E1 – E4	98	±1	2	5	14	19	61	±4	4.3	±0.1	
Air Force Officers	99	±1	1	2	9	23	65	±4	4.5	±0.1	
MALES	99	±1	1	2	7	19	71	±2	4.6	±0.1	
Army	99	±1	2	2	7	19	71	±3	4.6	±0.1	
Navy	98	±1	2	2	8	19	69	±4	4.5	±0.1	
Marine Corps	99	±1	2	1	9	19	70	±2	4.5	±0.1	
Air Force	99	±1	1	1	6	19	73	±3	4.6	±0.1	
Enlisted	99	±1	2	2	7	19	70	±2	4.5	±0.1	
E1 – E4	98	±1	2	2	10	20	66	±3	4.4	±0.1	
E5 – E9	99	±1	1	1	5	18	75	±2	4.7	±0.1	
Officers	99	±1	0	1	6	19	74	±3	4.6	±0.1	
O1 – O3	99	±1	0	2	7	20	71	±4	4.6	±0.1	
O4 – O6	99	±1	1	1	4	18	77	±4	4.7	±0.1	
Experienced USC	80	±12	NR	10	9	21	NR	±18	3.8	±0.5	
Not Experienced USC	99	±1	1	1	7	19	71	±2	4.6	±0.1	
Experienced SH	95	±4	3	10	15	27	46	±9	4.0	±0.2	
Not Experienced SH	99	±1	1	1	7	19	72	±2	4.6	±0.1	
Deployed Past 12 Months	98	±1	2	2	9	20	68	±3	4.5	±0.1	
Not Deployed Past 12 Months	99	±1	1	1	6	19	72	±2	4.6	±0.1	
Army Enlisted	99	±1	2	2	7	19	70	±3	4.5	±0.1	
E1 – E4	99	±2	3	2	9	20	66	±5	4.4	±0.1	
Army Officers	99	±1	0	2	5	18	75	±5	4.7	±0.1	
Navy Enlisted	98	±2	2	2	8	20	68	±4	4.5	±0.1	
E1 – E4	96	±3	3	4	9	19	65	±7	4.4	±0.2	
Navy Officers	100	±1	1	1	5	18	75	±5	4.7	±0.1	
Marine Corps Enlisted	99	±1	2	2	9	18	69	±2	4.5	±0.1	
E1 – E4	98	±1	2	2	12	20	65	±3	4.4	±0.1	
Marine Corps Officers	99	±1	1	1	5	20	74	±3	4.7	±0.1	
Air Force Enlisted	99	±1	1	1	6	19	73	±3	4.6	±0.1	
E1 – E4	98	±1	1	1	8	23	66	±5	4.5	±0.1	
Air Force Officers	100	±1	1	1	7	20	71	±6	4.6	±0.1	

Note. Percent responding are active duty members who answered the question.

NR: Not reportable

76. To what extent are you willing to...**c. Step in and stop a situation that might lead to sexual assault?**1. Not at all
4. Large extent2. Small extent
5. Very large extent

3. Moderate extent

	Percent Responding		Percentages					Max ME	Average Extent		
			1	2	3	4	5				
TOTAL	99	±1	1	1	5	16	77	±2	4.7	±0.1	
Army	99	±1	1	1	5	17	76	±3	4.7	±0.1	
Navy	98	±1	1	1	6	17	75	±3	4.6	±0.1	
Marine Corps	99	±1	1	1	6	15	78	±2	4.7	±0.1	
Air Force	99	±1	1	1	4	16	79	±2	4.7	±0.1	
Enlisted	98	±1	1	1	5	16	76	±2	4.7	±0.1	
E1 – E4	98	±1	2	1	7	18	72	±3	4.6	±0.1	
E1 – E3	98	±1	2	1	7	17	73	±3	4.6	±0.1	
E4	98	±1	2	1	6	20	71	±3	4.6	±0.1	
E5 – E9	99	±1	1	1	3	14	81	±2	4.7	±0.1	
E5 – E6	99	±1	1	1	4	15	79	±2	4.7	±0.1	
E7 – E9	99	±1	0	0	1	11	88	±3	4.9	±0.1	
Officers	99	±1	0	0	4	17	79	±2	4.7	±0.1	
O1 – O3	99	±1	0	0	5	20	75	±3	4.7	±0.1	
O4 – O6	99	±1	0	0	2	14	84	±3	4.8	±0.1	
Deployed Past 12 Months	98	±1	2	1	5	17	76	±3	4.6	±0.1	
Not Deployed Past 12 Months	99	±1	1	1	5	16	77	±2	4.7	±0.1	
Non-Hispanic White	99	±1	1	1	5	17	77	±2	4.7	±0.1	
Total Minority	98	±1	1	1	5	15	77	±2	4.6	±0.1	
Non-Hispanic Black	97	±2	1	1	6	16	76	±3	4.6	±0.1	
Hispanic	98	±1	1	1	5	15	78	±3	4.7	±0.1	
Experienced USC	86	±7	4	5	10	28	54	±9	4.2	±0.2	
Not Experienced USC	99	±1	1	1	5	16	77	±2	4.7	±0.1	
Experienced SH	96	±2	1	4	11	25	59	±5	4.4	±0.1	
Not Experienced SH	99	±1	1	1	4	16	78	±2	4.7	±0.1	
FEMALES	98	±1	1	1	7	21	69	±2	4.6	±0.1	
Army	98	±1	1	1	8	21	68	±3	4.5	±0.1	
Navy	98	±1	2	2	8	22	67	±3	4.5	±0.1	
Marine Corps	98	±1	1	1	8	20	70	±2	4.6	±0.1	
Air Force	98	±1	0	1	6	19	74	±2	4.6	±0.1	
Enlisted	98	±1	1	2	8	20	69	±2	4.5	±0.1	
E1 – E4	97	±1	1	2	10	23	64	±2	4.4	±0.1	
E5 – E9	98	±1	1	1	5	17	76	±2	4.7	±0.1	
Officers	99	±1	0	0	6	22	71	±2	4.6	±0.1	
O1 – O3	99	±1	0	1	7	23	69	±3	4.6	±0.1	
O4 – O6	99	±1	0	0	3	22	75	±3	4.7	±0.1	
Experienced USC	92	±3	3	3	11	26	57	±6	4.3	±0.2	
Not Experienced USC	98	±1	1	1	7	20	70	±2	4.6	±0.1	
Experienced SH	97	±2	1	3	10	25	61	±3	4.4	±0.1	
Not Experienced SH	98	±1	1	1	7	19	72	±2	4.6	±0.1	
Deployed Past 12 Months	97	±1	1	2	8	21	68	±3	4.5	±0.1	
Not Deployed Past 12 Months	98	±1	1	1	7	21	70	±2	4.6	±0.1	

Note. Percent responding are active duty members who answered the question.

76. To what extent are you willing to...

c. Step in and stop a situation that might lead to sexual assault?

	Percent Responding		Percentages					Max ME	Average Extent		
			1	2	3	4	5				
Army Enlisted	97	±1	1	2	9	21	67	±3	4.5	±0.1	
E1 – E4	97	±2	1	2	12	24	62	±4	4.4	±0.1	
Army Officers	99	±1	1	0	6	22	70	±4	4.6	±0.1	
Navy Enlisted	98	±1	2	2	8	21	66	±3	4.5	±0.1	
E1 – E4	98	±1	3	3	9	23	62	±4	4.4	±0.1	
Navy Officers	98	±1	0	1	6	25	68	±4	4.6	±0.1	
Marine Corps Enlisted	98	±1	1	1	8	20	69	±2	4.5	±0.1	
E1 – E4	98	±1	2	2	10	22	65	±3	4.5	±0.1	
Marine Corps Officers	99	±1	0	1	4	21	75	±4	4.7	±0.1	
Air Force Enlisted	98	±1	1	1	6	18	74	±2	4.6	±0.1	
E1 – E4	98	±1	1	2	9	21	68	±3	4.5	±0.1	
Air Force Officers	99	±1	0	0	6	21	73	±4	4.7	±0.1	
MALES	99	±1	1	1	4	16	78	±2	4.7	±0.1	
Army	99	±1	1	1	4	16	78	±3	4.7	±0.1	
Navy	98	±1	1	1	5	16	77	±3	4.7	±0.1	
Marine Corps	99	±1	1	1	6	14	78	±2	4.7	±0.1	
Air Force	99	±1	1	0	3	15	80	±3	4.7	±0.1	
Enlisted	99	±1	1	1	5	15	78	±2	4.7	±0.1	
E1 – E4	98	±1	2	1	6	17	73	±3	4.6	±0.1	
E5 – E9	99	±1	1	1	3	13	82	±2	4.8	±0.1	
Officers	99	±1	0	0	3	16	80	±3	4.8	±0.1	
O1 – O3	99	±1	0	0	4	19	77	±4	4.7	±0.1	
O4 – O6	99	±1	0	0	2	12	85	±4	4.8	±0.1	
Experienced USC	81	±12	NR	NR	8	30	NR	±18	4.2	±0.4	
Not Experienced USC	99	±1	1	1	4	15	78	±2	4.7	±0.1	
Experienced SH	95	±4	1	5	12	25	57	±9	4.3	±0.2	
Not Experienced SH	99	±1	1	1	4	15	79	±2	4.7	±0.1	
Deployed Past 12 Months	98	±1	2	1	5	16	77	±3	4.7	±0.1	
Not Deployed Past 12 Months	99	±1	1	1	4	15	79	±2	4.7	±0.1	
Army Enlisted	99	±1	2	1	5	16	77	±3	4.6	±0.1	
E1 – E4	99	±2	3	1	5	18	73	±5	4.6	±0.1	
Army Officers	99	±1	0	0	3	17	81	±5	4.8	±0.1	
Navy Enlisted	98	±2	2	1	5	16	76	±4	4.6	±0.1	
E1 – E4	97	±3	2	1	7	18	71	±6	4.5	±0.2	
Navy Officers	99	±1	0	0	4	19	77	±5	4.7	±0.1	
Marine Corps Enlisted	99	±1	1	1	6	14	77	±2	4.7	±0.1	
E1 – E4	98	±1	1	1	8	16	74	±2	4.6	±0.1	
Marine Corps Officers	99	±1	0	1	2	13	84	±3	4.8	±0.1	
Air Force Enlisted	99	±1	1	0	3	15	80	±3	4.7	±0.1	
E1 – E4	98	±2	1	1	5	17	77	±5	4.7	±0.1	
Air Force Officers	100	±1	0	1	4	16	80	±5	4.8	±0.1	

Note. Percent responding are active duty members who answered the question.

NR: Not reportable

76. To what extent are you willing to...

d. Encourage someone who has experienced sexual assault to seek counseling?

- 1. Not at all
- 2. Small extent
- 3. Moderate extent
- 4. Large extent
- 5. Very large extent

	Percent Responding		Percentages					Max ME	Average Extent		
			1	2	3	4	5				
TOTAL	99	±1	1	1	5	15	78	±2	4.7	±0.1	
Army	98	±1	1	1	4	15	79	±3	4.7	±0.1	
Navy	98	±1	1	1	5	15	78	±3	4.7	±0.1	
Marine Corps	99	±1	1	1	6	15	77	±2	4.6	±0.1	
Air Force	99	±1	0	0	4	16	80	±2	4.7	±0.1	
Enlisted	98	±1	1	1	5	15	78	±2	4.7	±0.1	
E1 – E4	98	±1	2	1	7	17	73	±3	4.6	±0.1	
E1 – E3	98	±1	2	1	7	17	72	±3	4.6	±0.1	
E4	98	±2	2	1	7	17	75	±3	4.6	±0.1	
E5 – E9	99	±1	1	0	3	13	83	±2	4.8	±0.1	
E5 – E6	99	±1	1	1	3	14	81	±2	4.7	±0.1	
E7 – E9	99	±1	0	0	1	10	88	±3	4.9	±0.1	
Officers	99	±1	0	0	3	15	82	±2	4.8	±0.1	
O1 – O3	99	±1	0	0	4	17	79	±3	4.7	±0.1	
O4 – O6	99	±1	0	0	2	12	86	±3	4.8	±0.1	
Deployed Past 12 Months	98	±1	2	1	5	16	76	±3	4.6	±0.1	
Not Deployed Past 12 Months	99	±1	1	1	4	15	80	±2	4.7	±0.1	
Non-Hispanic White	99	±1	1	1	4	15	79	±2	4.7	±0.1	
Total Minority	98	±1	1	1	5	15	78	±2	4.7	±0.1	
Non-Hispanic Black	98	±2	1	1	5	17	77	±3	4.7	±0.1	
Hispanic	98	±1	1	0	5	14	80	±3	4.7	±0.1	
Experienced USC	85	±7	4	3	13	25	54	±9	4.2	±0.2	
Not Experienced USC	99	±1	1	1	4	15	79	±2	4.7	±0.1	
Experienced SH	95	±3	1	3	10	21	65	±5	4.5	±0.1	
Not Experienced SH	99	±1	1	1	4	15	79	±2	4.7	±0.1	
FEMALES	98	±1	1	1	6	17	75	±1	4.7	±0.1	
Army	98	±1	1	1	7	18	73	±2	4.6	±0.1	
Navy	98	±1	1	1	6	18	74	±2	4.6	±0.1	
Marine Corps	98	±1	1	1	8	19	71	±2	4.6	±0.1	
Air Force	98	±1	0	1	5	15	79	±2	4.7	±0.1	
Enlisted	98	±1	1	1	7	18	74	±2	4.6	±0.1	
E1 – E4	98	±1	1	1	9	20	69	±2	4.5	±0.1	
E5 – E9	98	±1	0	1	4	14	80	±2	4.7	±0.1	
Officers	99	±1	0	0	3	15	81	±2	4.8	±0.1	
O1 – O3	99	±1	0	0	4	16	79	±3	4.7	±0.1	
O4 – O6	99	±1	0	0	1	13	85	±3	4.8	±0.1	
Experienced USC	91	±3	2	3	14	27	55	±6	4.3	±0.1	
Not Experienced USC	98	±1	0	1	6	17	76	±1	4.7	±0.1	
Experienced SH	97	±1	1	2	8	22	67	±3	4.5	±0.1	
Not Experienced SH	98	±1	1	1	5	16	78	±2	4.7	±0.1	
Deployed Past 12 Months	98	±1	1	1	7	19	73	±3	4.6	±0.1	
Not Deployed Past 12 Months	98	±1	1	1	6	17	76	±2	4.7	±0.1	

Note. Percent responding are active duty members who answered the question.

76. To what extent are you willing to...

d. Encourage someone who has experienced sexual assault to seek counseling?

	Percent Responding	Percentages					Max ME	Average Extent		
		1	2	3	4	5				
Army Enlisted	97 ±1	1	1	8	19	72	±3	4.6 ±0.1		
E1 – E4	97 ±2	1	1	10	23	66	±4	4.5 ±0.1		
Army Officers	99 ±1	0	0	4	16	80	±3	4.7 ±0.1		
Navy Enlisted	98 ±1	1	1	7	18	73	±3	4.6 ±0.1		
E1 – E4	98 ±1	1	1	8	20	70	±4	4.6 ±0.1		
Navy Officers	98 ±1	0	1	3	15	81	±3	4.8 ±0.1		
Marine Corps Enlisted	98 ±1	1	1	8	19	70	±2	4.6 ±0.1		
E1 – E4	98 ±1	1	2	10	22	66	±3	4.5 ±0.1		
Marine Corps Officers	99 ±1	0	0	3	18	79	±4	4.7 ±0.1		
Air Force Enlisted	98 ±1	0	1	5	15	78	±2	4.7 ±0.1		
E1 – E4	98 ±1	0	1	8	17	73	±3	4.6 ±0.1		
Air Force Officers	100 ±1	0	0	2	15	82	±3	4.8 ±0.1		
MALES	99 ±1	1	1	4	15	79	±2	4.7 ±0.1		
Army	98 ±1	1	1	4	14	79	±3	4.7 ±0.1		
Navy	99 ±1	1	1	5	15	78	±3	4.7 ±0.1		
Marine Corps	99 ±1	1	1	6	15	77	±2	4.7 ±0.1		
Air Force	99 ±1	1	0	3	16	80	±3	4.8 ±0.1		
Enlisted	98 ±1	1	1	5	15	78	±2	4.7 ±0.1		
E1 – E4	98 ±1	2	1	7	16	74	±3	4.6 ±0.1		
E5 – E9	99 ±1	1	0	3	13	83	±2	4.8 ±0.1		
Officers	99 ±1	0	0	3	15	82	±3	4.8 ±0.1		
O1 – O3	99 ±1	0	0	4	17	79	±4	4.7 ±0.1		
O4 – O6	99 ±1	0	0	2	11	86	±4	4.8 ±0.1		
Experienced USC	80 ±12	7	NR	13	24	NR	±18	4.1 ±0.4		
Not Experienced USC	99 ±1	1	1	4	15	79	±2	4.7 ±0.1		
Experienced SH	94 ±5	1	3	13	19	63	±9	4.4 ±0.2		
Not Experienced SH	99 ±1	1	1	4	15	80	±2	4.7 ±0.1		
Deployed Past 12 Months	98 ±1	2	1	5	16	77	±3	4.6 ±0.1		
Not Deployed Past 12 Months	99 ±1	1	1	4	14	80	±2	4.7 ±0.1		
Army Enlisted	98 ±1	2	1	4	14	79	±3	4.7 ±0.1		
E1 – E4	98 ±2	2	1	6	15	76	±5	4.6 ±0.1		
Army Officers	99 ±1	0	0	3	16	81	±5	4.8 ±0.1		
Navy Enlisted	98 ±2	2	1	5	15	77	±4	4.7 ±0.1		
E1 – E4	97 ±3	2	1	7	16	74	±6	4.6 ±0.2		
Navy Officers	99 ±1	0	1	2	13	84	±4	4.8 ±0.1		
Marine Corps Enlisted	98 ±1	1	1	7	15	76	±2	4.6 ±0.1		
E1 – E4	98 ±1	1	1	9	16	72	±3	4.6 ±0.1		
Marine Corps Officers	99 ±1	0	0	2	13	84	±3	4.8 ±0.1		
Air Force Enlisted	99 ±1	1	0	3	16	80	±3	4.7 ±0.1		
E1 – E4	98 ±2	1	0	6	20	73	±5	4.6 ±0.1		
Air Force Officers	100 ±1	0	0	3	15	82	±5	4.8 ±0.1		

Note. Percent responding are active duty members who answered the question.

NR: Not reportable

76. To what extent are you willing to...

e. Encourage someone who has experienced sexual assault to report it?

1. Not at all
4. Large extent2. Small extent
5. Very large extent

3. Moderate extent

	Percent Responding		Percentages					Max ME	Average Extent		
			1	2	3	4	5				
TOTAL	98	±1	1	1	5	15	79	±2	4.7	±0.1	
Army	98	±1	1	1	4	15	79	±3	4.7	±0.1	
Navy	98	±1	1	1	5	15	78	±3	4.7	±0.1	
Marine Corps	98	±1	1	1	6	14	78	±2	4.7	±0.1	
Air Force	98	±1	1	0	4	15	81	±2	4.7	±0.1	
Enlisted	98	±1	1	1	5	15	78	±2	4.7	±0.1	
E1 – E4	98	±1	2	1	7	16	74	±2	4.6	±0.1	
E1 – E3	98	±1	2	1	7	16	74	±3	4.6	±0.1	
E4	98	±1	2	1	7	16	75	±3	4.6	±0.1	
E5 – E9	99	±1	1	1	3	13	83	±2	4.8	±0.1	
E5 – E6	98	±1	1	1	4	14	81	±2	4.7	±0.1	
E7 – E9	99	±1	0	0	1	11	88	±3	4.9	±0.1	
Officers	99	±1	0	0	3	15	82	±2	4.8	±0.1	
O1 – O3	99	±1	0	0	4	17	79	±3	4.7	±0.1	
O4 – O6	98	±1	0	0	2	11	87	±3	4.8	±0.1	
Deployed Past 12 Months	98	±1	2	1	5	16	77	±3	4.7	±0.1	
Not Deployed Past 12 Months	98	±1	1	1	4	14	80	±2	4.7	±0.1	
Non-Hispanic White	98	±1	1	1	4	15	79	±2	4.7	±0.1	
Total Minority	98	±1	1	1	5	15	78	±2	4.7	±0.1	
Non-Hispanic Black	97	±2	2	1	5	16	76	±3	4.6	±0.1	
Hispanic	98	±1	1	1	5	13	80	±3	4.7	±0.1	
Experienced USC	85	±7	5	4	16	29	45	±10	4.1	±0.2	
Not Experienced USC	99	±1	1	1	4	14	80	±2	4.7	±0.1	
Experienced SH	96	±2	2	3	11	22	63	±5	4.4	±0.1	
Not Experienced SH	98	±1	1	1	4	14	80	±2	4.7	±0.1	
FEMALES	98	±1	1	1	7	18	73	±1	4.6	±0.1	
Army	98	±1	1	1	7	18	72	±2	4.6	±0.1	
Navy	98	±1	1	1	7	19	71	±2	4.6	±0.1	
Marine Corps	98	±1	2	2	9	18	69	±2	4.5	±0.1	
Air Force	98	±1	0	1	6	16	77	±2	4.7	±0.1	
Enlisted	97	±1	1	1	7	18	73	±2	4.6	±0.1	
E1 – E4	97	±1	1	1	9	20	68	±2	4.5	±0.1	
E5 – E9	98	±1	1	1	5	15	78	±2	4.7	±0.1	
Officers	99	±1	0	1	5	17	77	±2	4.7	±0.1	
O1 – O3	99	±1	0	1	6	17	75	±3	4.7	±0.1	
O4 – O6	98	±1	0	0	3	17	80	±3	4.8	±0.1	
Experienced USC	91	±3	3	5	18	25	50	±6	4.2	±0.2	
Not Experienced USC	98	±1	1	1	6	17	75	±2	4.6	±0.1	
Experienced SH	97	±1	2	3	10	22	64	±3	4.4	±0.1	
Not Experienced SH	98	±1	1	1	6	17	76	±2	4.7	±0.1	
Deployed Past 12 Months	97	±1	1	1	7	19	71	±3	4.6	±0.1	
Not Deployed Past 12 Months	98	±1	1	1	7	17	74	±2	4.6	±0.1	

Note. Percent responding are active duty members who answered the question.

76. To what extent are you willing to...

e. Encourage someone who has experienced sexual assault to report it?

	Percent Responding	Percentages					Max ME	Average Extent	
		1	2	3	4	5			
Army Enlisted	97 ±1	1	1	8	19	71	±3	4.6 ±0.1	
E1 – E4	97 ±2	1	1	9	23	66	±4	4.5 ±0.1	
Army Officers	99 ±1	1	0	5	17	78	±4	4.7 ±0.1	
Navy Enlisted	98 ±1	1	1	8	19	70	±3	4.6 ±0.1	
E1 – E4	98 ±1	2	1	8	20	68	±4	4.5 ±0.1	
Navy Officers	98 ±1	0	1	5	18	76	±3	4.7 ±0.1	
Marine Corps Enlisted	98 ±1	2	2	9	18	69	±2	4.5 ±0.1	
E1 – E4	98 ±1	2	2	11	19	66	±3	4.4 ±0.1	
Marine Corps Officers	99 ±1	0	1	6	22	71	±4	4.6 ±0.1	
Air Force Enlisted	97 ±1	0	1	6	16	77	±2	4.7 ±0.1	
E1 – E4	97 ±1	1	1	8	18	72	±3	4.6 ±0.1	
Air Force Officers	99 ±1	0	0	6	16	78	±4	4.7 ±0.1	
MALES	98 ±1	1	1	4	14	80	±2	4.7 ±0.1	
Army	98 ±1	1	1	4	14	80	±3	4.7 ±0.1	
Navy	98 ±1	1	0	5	15	79	±3	4.7 ±0.1	
Marine Corps	98 ±1	1	1	6	14	78	±2	4.7 ±0.1	
Air Force	99 ±1	1	0	3	14	82	±3	4.8 ±0.1	
Enlisted	98 ±1	1	1	5	14	79	±2	4.7 ±0.1	
E1 – E4	98 ±1	2	1	6	16	75	±3	4.6 ±0.1	
E5 – E9	99 ±1	1	0	3	13	83	±2	4.8 ±0.1	
Officers	99 ±1	0	0	3	14	83	±3	4.8 ±0.1	
O1 – O3	99 ±1	0	0	3	17	80	±4	4.8 ±0.1	
O4 – O6	99 ±1	0	0	2	10	88	±3	4.9 ±0.1	
Experienced USC	81 ±12	7	NR	15	NR	40	±16	4.0 ±0.4	
Not Experienced USC	99 ±1	1	1	4	14	80	±2	4.7 ±0.1	
Experienced SH	94 ±4	2	3	11	23	61	±9	4.4 ±0.2	
Not Experienced SH	99 ±1	1	0	4	14	81	±2	4.7 ±0.1	
Deployed Past 12 Months	98 ±1	2	1	5	15	78	±3	4.7 ±0.1	
Not Deployed Past 12 Months	99 ±1	1	0	4	14	81	±2	4.7 ±0.1	
Army Enlisted	98 ±1	2	1	4	14	79	±3	4.7 ±0.1	
E1 – E4	98 ±2	2	1	6	15	76	±5	4.6 ±0.1	
Army Officers	99 ±1	0	0	2	14	83	±5	4.8 ±0.1	
Navy Enlisted	98 ±2	2	0	5	15	78	±4	4.7 ±0.1	
E1 – E4	97 ±3	2	1	6	16	75	±6	4.6 ±0.2	
Navy Officers	99 ±1	0	0	3	14	82	±4	4.8 ±0.1	
Marine Corps Enlisted	98 ±1	1	1	7	14	78	±2	4.7 ±0.1	
E1 – E4	98 ±1	1	1	8	15	74	±2	4.6 ±0.1	
Marine Corps Officers	99 ±1	0	0	2	13	84	±3	4.8 ±0.1	
Air Force Enlisted	98 ±1	1	0	3	14	81	±3	4.8 ±0.1	
E1 – E4	98 ±2	1	0	5	17	76	±5	4.7 ±0.1	
Air Force Officers	99 ±1	0	0	3	14	83	±5	4.8 ±0.1	

Note. Percent responding are active duty members who answered the question.

NR: Not reportable

77. You indicated you would not encourage someone to report a sexual assault. What are your reasons? {Subitems a-f}

- a. You don't think anything would be done.
- b. You have heard of negative experiences other victims went through who reported their situation.
- c. You think the victim wouldn't be believed.
- d. You think reporting would take too much time/effort.
- e. You think there would be reprisals from the offender(s) or their friends.
- f. You think the victim's performance evaluation or chances for promotion would suffer.

	Percent Responding		Percentages						Max ME
			a	b	c	d	e	f	
TOTAL	1	±1	22	17	14	12	24	21	±14
Army	1	±1	NR	NR	NR	NR	NR	NR	
Navy	1	±1	NR	NR	11	6	10	10	±12
Marine Corps	1	±1	33	24	25	26	30	25	±11
Air Force	1	±1	2	2	2	4	4	NR	±9
Enlisted	1	±1	21	16	13	12	24	20	±14
E1 – E4	2	±1	16	9	10	9	23	16	±18
E1 – E3	2	±1	8	8	9	7	NR	9	±9
E4	2	±1	NR	11	11	11	NR	NR	±10
E5 – E9	1	±1	NR	NR	NR	NR	NR	NR	
E5 – E6	1	±1	NR	NR	NR	NR	NR	NR	
E7 – E9	0	±1	NR	NR	NR	NR	NR	NR	
Officers	0	±1	NR	NR	NR	NR	NR	NR	
O1 – O3	0	±1	NR	NR	NR	NR	NR	NR	
O4 – O6	0	±1	NR	NR	NR	NR	NR	NR	
Deployed Past 12 Months	2	±1	13	19	12	12	14	16	±16
Not Deployed Past 12 Months	1	±1	NR	14	16	11	NR	NR	±13
Non-Hispanic White	1	±1	NR	15	10	9	NR	NR	±11
Total Minority	1	±1	17	19	18	16	NR	17	±18
Non-Hispanic Black	2	±2	NR	NR	NR	NR	NR	NR	
Hispanic	1	±1	8	6	8	7	8	7	±13
Experienced USC	4	±4	NR	NR	NR	NR	NR	NR	
Not Experienced USC	1	±1	21	14	11	9	22	19	±15
Experienced SH	2	±1	NR	NR	NR	NR	NR	NR	
Not Experienced SH	1	±1	17	12	9	8	18	14	±16
FEMALES	1	±1	49	53	55	38	60	50	±13
Army	1	±1	NR	NR	NR	NR	NR	NR	
Navy	1	±1	NR	NR	NR	NR	NR	NR	
Marine Corps	1	±1	41	44	43	29	43	35	±13
Air Force	0	±1	NR	NR	NR	NR	NR	NR	
Enlisted	1	±1	46	51	54	38	59	50	±13
E1 – E4	1	±1	48	54	60	43	65	53	±15
E5 – E9	1	±1	NR	NR	NR	NR	NR	NR	
Officers	0	±1	NR	NR	NR	NR	NR	NR	
O1 – O3	0	±1	NR	NR	NR	NR	NR	NR	
O4 – O6	0	±1	NR	NR	NR	NR	NR	NR	
Experienced USC	3	±2	NR	NR	NR	NR	NR	NR	
Not Experienced USC	1	±1	41	46	50	35	56	48	±14
Experienced SH	2	±1	NR	NR	86	NR	93	86	±17
Not Experienced SH	1	±1	24	27	32	25	35	23	±16
Deployed Past 12 Months	1	±1	NR	NR	NR	NR	NR	NR	
Not Deployed Past 12 Months	1	±1	46	47	53	34	56	48	±15

Note. Percent responding are active duty members who answered the question and who indicated they would not encourage someone who has experienced sexual assault to report it (Q76).
 NR: Not reportable

77. You indicated you would not encourage someone to report a sexual assault. What are your reasons? {Subitems a-f}

	Percent Responding		Percentages						Max ME
			a	b	c	d	e	f	
Army Enlisted	1	±1	NR	NR	NR	NR	NR	NR	
E1 – E4	1	±1	NR	NR	NR	NR	NR	NR	
Army Officers	1	±1	NR	NR	NR	NR	NR	NR	
Navy Enlisted	1	±1	NR	NR	NR	NR	NR	NR	
E1 – E4	2	±1	NR	NR	NR	NR	NR	NR	
Navy Officers	0	±1	NR	NR	NR	NR	NR	NR	
Marine Corps Enlisted	2	±1	40	44	43	28	42	34	±14
E1 – E4	2	±1	42	45	43	28	42	36	±16
Marine Corps Officers	0	±1	NR	NR	NR	NR	NR	NR	
Air Force Enlisted	0	±1	NR	NR	NR	NR	NR	NR	
E1 – E4	1	±1	NR	NR	NR	NR	NR	NR	
Air Force Officers	0	±1	NR	NR	NR	NR	NR	NR	
MALES	1	±1	18	12	9	8	20	17	±17
Army	1	±1	NR	NR	NR	NR	NR	NR	
Navy	1	±1	NR	NR	NR	NR	NR	NR	
Marine Corps	1	±1	33	22	23	26	28	24	±13
Air Force	1	±1	NR	NR	NR	NR	NR	NR	
Enlisted	1	±1	18	11	8	8	20	17	±17
E1 – E4	2	±1	NR	3	4	5	NR	NR	±5
E5 – E9	1	±1	NR	NR	NR	NR	NR	NR	
Officers	0	±1	NR	NR	NR	NR	NR	NR	
O1 – O3	0	±1	NR	NR	NR	NR	NR	NR	
O4 – O6	0	±1	NR	NR	NR	NR	NR	NR	
Experienced USC	6	±7	NR	NR	NR	NR	NR	NR	
Not Experienced USC	1	±1	19	10	7	7	19	16	±18
Experienced SH	1	±2	NR	NR	NR	NR	NR	NR	
Not Experienced SH	1	±1	17	10	7	6	NR	14	±16
Deployed Past 12 Months	2	±1	10	NR	8	10	10	13	±16
Not Deployed Past 12 Months	1	±1	NR	NR	NR	NR	NR	NR	
Army Enlisted	2	±1	NR	NR	NR	NR	NR	NR	
E1 – E4	2	±2	NR	NR	NR	NR	NR	NR	
Army Officers	NA		NA	NA	NA	NA	NA	NA	
Navy Enlisted	2	±1	NR	NR	NR	NR	NR	NR	
E1 – E4	2	±2	NR	NR	NR	NR	NR	NR	
Navy Officers	0	±1	NR	NR	NR	NR	NR	NR	
Marine Corps Enlisted	1	±1	33	22	23	26	29	25	±13
E1 – E4	1	±1	38	24	28	33	35	31	±17
Marine Corps Officers	0	±1	NR	NR	NR	NR	NR	NR	
Air Force Enlisted	1	±1	NR	NR	NR	NR	NR	NR	
E1 – E4	1	±1	NR	NR	NR	NR	NR	NR	
Air Force Officers	NA		NA	NA	NA	NA	NA	NA	

Note. Percent responding are active duty members who answered the question and who indicated they would not encourage someone who has experienced sexual assault to report it (Q76).

NR: Not reportable

NA: Not applicable

77. You indicated you would not encourage someone to report a sexual assault. What are your reasons? {Subitems g-l}

- g. You think the victim would be labeled a troublemaker.
- h. You think the report wouldn't be kept confidential.
- i. You fear individuals other than the offender would be punished for infractions/violations, such as underage drinking or fraternization.
- j. You think the victim would lose their security clearance/personnel reliability certification.
- k. You think the victim's career would be affected (e.g., change of station/assignment).
- l. Other

	Percent Responding		Percentages						Max ME
			g	h	i	j	k	l	
TOTAL	1	±1	22	22	22	17	26	13	±14
Army	1	±1	NR	NR	NR	NR	NR	NR	
Navy	1	±1	NR	11	10	10	11	6	±12
Marine Corps	1	±1	31	30	24	23	28	22	±11
Air Force	1	±1	4	5	3	3	3	2	±10
Enlisted	1	±1	22	21	21	16	25	12	±15
E1 – E4	2	±1	17	16	18	15	NR	10	±17
E1 – E3	2	±1	10	NR	8	9	NR	5	±9
E4	2	±1	NR	12	NR	NR	NR	NR	±10
E5 – E9	1	±1	NR	NR	NR	NR	NR	NR	
E5 – E6	1	±1	NR	NR	NR	NR	NR	NR	
E7 – E9	0	±1	NR	NR	NR	NR	NR	NR	
Officers	0	±1	NR	NR	NR	NR	NR	NR	
O1 – O3	0	±1	NR	NR	NR	NR	NR	NR	
O4 – O6	0	±1	NR	NR	NR	NR	NR	NR	
Deployed Past 12 Months	2	±1	18	16	NR	11	16	NR	±15
Not Deployed Past 12 Months	1	±1	NR	NR	NR	NR	NR	11	±13
Non-Hispanic White	1	±1	NR	18	NR	NR	NR	11	±15
Total Minority	1	±1	21	NR	16	16	NR	15	±18
Non-Hispanic Black	2	±2	NR	NR	NR	NR	NR	NR	
Hispanic	1	±1	8	7	7	8	7	6	±13
Experienced USC	4	±4	NR	NR	NR	NR	NR	NR	
Not Experienced USC	1	±1	20	20	21	15	24	11	±15
Experienced SH	2	±1	NR	NR	NR	NR	NR	NR	
Not Experienced SH	1	±1	16	15	17	12	19	10	±16
FEMALES	1	±1	59	54	41	45	54	27	±13
Army	1	±1	NR	NR	NR	NR	NR	NR	
Navy	1	±1	NR	NR	NR	NR	NR	NR	
Marine Corps	1	±1	43	51	37	34	39	20	±13
Air Force	0	±1	NR	NR	NR	NR	NR	NR	
Enlisted	1	±1	57	53	39	46	52	25	±13
E1 – E4	1	±1	60	61	47	55	58	27	±15
E5 – E9	1	±1	NR	NR	NR	NR	NR	NR	
Officers	0	±1	NR	NR	NR	NR	NR	NR	
O1 – O3	0	±1	NR	NR	NR	NR	NR	NR	
O4 – O6	0	±1	NR	NR	NR	NR	NR	NR	
Experienced USC	3	±2	NR	NR	NR	NR	NR	NR	
Not Experienced USC	1	±1	53	51	40	40	50	30	±14
Experienced SH	2	±1	NR	NR	NR	74	NR	NR	±18
Not Experienced SH	1	±1	32	31	27	23	25	23	±16
Deployed Past 12 Months	1	±1	NR	NR	NR	NR	NR	NR	
Not Deployed Past 12 Months	1	±1	55	53	44	42	56	27	±15

Note. Percent responding are active duty members who answered the question and who indicated they would not encourage someone who has experienced sexual assault to report it (Q76).
NR: Not reportable

77. You indicated you would not encourage someone to report a sexual assault. What are your reasons? {Subitems g-l}

	Percent Responding		Percentages						Max ME
			g	h	i	j	k	l	
Army Enlisted	1	±1	NR	NR	NR	NR	NR	NR	
E1 – E4	1	±1	NR	NR	NR	NR	NR	NR	
Army Officers	1	±1	NR	NR	NR	NR	NR	NR	
Navy Enlisted	1	±1	NR	NR	NR	NR	NR	NR	
E1 – E4	2	±1	NR	NR	NR	NR	NR	NR	
Navy Officers	0	±1	NR	NR	NR	NR	NR	NR	
Marine Corps Enlisted	2	±1	43	50	36	33	39	20	±14
E1 – E4	2	±1	42	51	40	34	39	11	±16
Marine Corps Officers	0	±1	NR	NR	NR	NR	NR	NR	
Air Force Enlisted	0	±1	NR	NR	NR	NR	NR	NR	
E1 – E4	1	±1	NR	NR	NR	NR	NR	NR	
Air Force Officers	0	±1	NR	NR	NR	NR	NR	NR	
MALES	1	±1	18	17	20	13	22	11	±17
Army	1	±1	NR	NR	NR	NR	NR	NR	
Navy	1	±1	NR	NR	NR	NR	NR	NR	
Marine Corps	1	±1	30	28	23	22	27	22	±13
Air Force	1	±1	NR	NR	NR	NR	NR	NR	
Enlisted	1	±1	17	17	19	13	22	11	±17
E1 – E4	2	±1	NR	NR	NR	NR	NR	7	±14
E5 – E9	1	±1	NR	NR	NR	NR	NR	NR	
Officers	0	±1	NR	NR	NR	NR	NR	NR	
O1 – O3	0	±1	NR	NR	NR	NR	NR	NR	
O4 – O6	0	±1	NR	NR	NR	NR	NR	NR	
Experienced USC	6	±7	NR	NR	NR	NR	NR	NR	
Not Experienced USC	1	±1	17	16	19	12	21	9	±18
Experienced SH	1	±2	NR	NR	NR	NR	NR	NR	
Not Experienced SH	1	±1	15	14	17	11	19	9	±18
Deployed Past 12 Months	2	±1	14	13	NR	8	13	NR	±16
Not Deployed Past 12 Months	1	±1	NR	NR	NR	NR	NR	NR	
Army Enlisted	2	±1	NR	NR	NR	NR	NR	NR	
E1 – E4	2	±2	NR	NR	NR	NR	NR	NR	
Army Officers	NA		NA	NA	NA	NA	NA	NA	
Navy Enlisted	2	±1	NR	NR	NR	NR	NR	NR	
E1 – E4	2	±2	NR	NR	NR	NR	NR	NR	
Navy Officers	0	±1	NR	NR	NR	NR	NR	NR	
Marine Corps Enlisted	1	±1	30	28	23	23	27	22	±13
E1 – E4	1	±1	38	33	26	26	33	24	±17
Marine Corps Officers	0	±1	NR	NR	NR	NR	NR	NR	
Air Force Enlisted	1	±1	NR	NR	NR	NR	NR	NR	
E1 – E4	1	±1	NR	NR	NR	NR	NR	NR	
Air Force Officers	NA		NA	NA	NA	NA	NA	NA	

Note. Percent responding are active duty members who answered the question and who indicated they would not encourage someone who has experienced sexual assault to report it (Q76).

NR: Not reportable

NA: Not applicable

78. At your installation/ship, there is a...
a. Sexual Assault Response Coordinator (SARC) to help those who experience sexual assault.

1. Yes

2. No

3. Don't know

	Percent Responding		Percentages			Max ME	Percentage Reporting Yes
			1	2	3		
TOTAL	98	±1	88	2	10	±1	
Army	98	±1	85	2	14	±2	
Navy	98	±1	90	2	8	±2	
Marine Corps	99	±1	85	2	12	±2	
Air Force	99	±1	94	1	5	±2	
Enlisted	98	±1	88	2	10	±2	
E1 – E4	98	±1	85	2	13	±2	
E1 – E3	98	±1	85	2	13	±3	
E4	98	±1	84	1	14	±3	
E5 – E9	99	±1	91	2	7	±2	
E5 – E6	99	±1	90	2	8	±2	
E7 – E9	99	±1	94	1	4	±2	
Officers	99	±1	90	1	9	±2	
O1 – O3	99	±1	89	1	10	±3	
O4 – O6	99	±1	90	2	8	±3	
Deployed Past 12 Months	98	±1	86	2	11	±2	
Not Deployed Past 12 Months	99	±1	89	1	10	±2	
Non-Hispanic White	99	±1	89	1	10	±2	
Total Minority	98	±1	87	3	10	±2	
Non-Hispanic Black	97	±2	90	2	8	±3	
Hispanic	98	±1	86	3	11	±3	
Experienced USC	86	±7	78	5	17	±9	
Not Experienced USC	99	±1	88	2	10	±1	
Experienced SH	96	±2	82	3	15	±4	
Not Experienced SH	99	±1	89	2	10	±1	
FEMALES	98	±1	89	2	9	±1	
Army	98	±1	85	2	13	±2	
Navy	98	±1	90	2	8	±2	
Marine Corps	98	±1	84	3	13	±2	
Air Force	98	±1	95	1	4	±1	
Enlisted	98	±1	89	2	9	±1	
E1 – E4	97	±1	87	1	12	±2	
E5 – E9	98	±1	92	2	6	±2	
Officers	99	±1	90	2	8	±2	
O1 – O3	99	±1	90	2	7	±2	
O4 – O6	99	±1	88	1	10	±3	
Experienced USC	91	±3	84	3	13	±5	
Not Experienced USC	98	±1	89	2	9	±1	
Experienced SH	97	±1	84	3	13	±2	
Not Experienced SH	98	±1	91	1	8	±1	
Deployed Past 12 Months	98	±1	89	2	9	±2	
Not Deployed Past 12 Months	98	±1	89	2	9	±1	

Note. Percent responding are active duty members who answered the question.

78. At your installation/ship, there is a...

a. Sexual Assault Response Coordinator (SARC) to help those who experience sexual assault.

	Percent Responding		Percentages			Max ME	Percentage Reporting Yes
			1	2	3		
Army Enlisted	97	±1	84	2	14	±2	
E1 – E4	97	±2	82	2	17	±3	
Army Officers	99	±1	87	2	12	±3	
Navy Enlisted	98	±1	90	2	8	±2	
E1 – E4	97	±2	88	2	10	±3	
Navy Officers	99	±1	91	4	5	±3	
Marine Corps Enlisted	98	±1	83	3	14	±2	
E1 – E4	98	±1	82	3	16	±2	
Marine Corps Officers	99	±1	88	4	9	±3	
Air Force Enlisted	98	±1	95	1	4	±2	
E1 – E4	98	±1	95	0	5	±2	
Air Force Officers	99	±1	94	1	5	±2	
MALES	99	±1	88	2	10	±2	
Army	98	±1	84	2	14	±3	
Navy	98	±1	90	2	8	±3	
Marine Corps	99	±1	85	2	12	±2	
Air Force	99	±1	94	1	5	±2	
Enlisted	98	±1	88	2	10	±2	
E1 – E4	98	±1	85	2	14	±3	
E5 – E9	99	±1	91	2	7	±2	
Officers	99	±1	89	1	9	±2	
O1 – O3	99	±1	88	1	11	±3	
O4 – O6	99	±1	90	2	8	±3	
Experienced USC	82	±12	72	7	21	±18	
Not Experienced USC	99	±1	88	2	10	±2	
Experienced SH	95	±4	80	4	16	±8	
Not Experienced SH	99	±1	88	2	10	±2	
Deployed Past 12 Months	98	±1	86	2	12	±3	
Not Deployed Past 12 Months	99	±1	89	1	10	±2	
Army Enlisted	98	±1	84	2	14	±3	
E1 – E4	98	±2	80	2	18	±5	
Army Officers	99	±1	86	1	13	±4	
Navy Enlisted	98	±2	89	2	8	±3	
E1 – E4	96	±3	89	1	10	±5	
Navy Officers	100	±1	93	1	6	±3	
Marine Corps Enlisted	99	±1	85	2	13	±2	
E1 – E4	98	±1	83	2	14	±2	
Marine Corps Officers	99	±1	89	2	9	±2	
Air Force Enlisted	99	±1	94	1	5	±2	
E1 – E4	98	±2	93	0	7	±4	
Air Force Officers	100	±1	93	2	6	±4	

Note. Percent responding are active duty members who answered the question.

78. At your installation/ship, there is a...

b. Sexual Assault Victims' Advocate to help those who experience sexual assault.

1. Yes

2. No

3. Don't know

	Percent Responding		Percentages			Max ME	Percentage Reporting Yes
			1	2	3		
TOTAL	99	±1	89	1	10	±1	
Army	98	±1	85	2	13	±2	
Navy	98	±1	90	1	8	±2	
Marine Corps	99	±1	91	1	8	±1	
Air Force	99	±1	91	0	9	±2	
Enlisted	98	±1	88	1	10	±2	
E1 – E4	98	±1	85	2	13	±2	
E1 – E3	98	±1	85	2	13	±3	
E4	98	±1	85	2	13	±3	
E5 – E9	99	±1	92	1	7	±2	
E5 – E6	99	±1	91	1	8	±2	
E7 – E9	99	±1	94	1	5	±2	
Officers	99	±1	90	1	10	±2	
O1 – O3	99	±1	88	1	11	±3	
O4 – O6	99	±1	90	1	9	±3	
Deployed Past 12 Months	98	±1	87	2	11	±2	
Not Deployed Past 12 Months	99	±1	89	1	10	±2	
Non-Hispanic White	99	±1	89	1	10	±2	
Total Minority	98	±1	88	2	11	±2	
Non-Hispanic Black	98	±2	89	2	9	±3	
Hispanic	98	±1	86	2	11	±3	
Experienced USC	85	±7	75	5	20	±10	
Not Experienced USC	99	±1	89	1	10	±1	
Experienced SH	96	±2	81	4	15	±5	
Not Experienced SH	99	±1	89	1	10	±1	
FEMALES	98	±1	90	1	9	±1	
Army	98	±1	86	1	13	±2	
Navy	98	±1	93	1	6	±2	
Marine Corps	98	±1	93	1	6	±1	
Air Force	98	±1	92	1	8	±2	
Enlisted	98	±1	90	1	9	±1	
E1 – E4	97	±1	88	1	11	±2	
E5 – E9	98	±1	92	1	7	±2	
Officers	99	±1	90	1	9	±2	
O1 – O3	99	±1	91	1	8	±2	
O4 – O6	99	±1	88	1	11	±3	
Experienced USC	91	±3	85	2	14	±5	
Not Experienced USC	98	±1	90	1	9	±1	
Experienced SH	96	±2	86	1	12	±2	
Not Experienced SH	98	±1	91	1	8	±1	
Deployed Past 12 Months	97	±1	91	1	8	±2	
Not Deployed Past 12 Months	98	±1	90	1	9	±1	

Note. Percent responding are active duty members who answered the question.

78. At your installation/ship, there is a...

b. Sexual Assault Victims' Advocate to help those who experience sexual assault.

	Percent Responding		Percentages			Max ME	Percentage Reporting Yes
			1	2	3		
Army Enlisted	97	±1	86	1	13	±2	
E1 – E4	97	±2	84	1	15	±3	
Army Officers	99	±1	88	1	11	±3	
Navy Enlisted	98	±1	93	1	6	±2	
E1 – E4	97	±2	91	1	8	±3	
Navy Officers	98	±1	94	2	5	±2	
Marine Corps Enlisted	98	±1	93	1	6	±1	
E1 – E4	98	±1	92	2	6	±2	
Marine Corps Officers	99	±1	92	1	7	±4	
Air Force Enlisted	98	±1	92	1	7	±2	
E1 – E4	98	±1	91	0	9	±2	
Air Force Officers	99	±1	90	1	9	±3	
MALES	99	±1	88	1	10	±2	
Army	99	±1	85	2	13	±3	
Navy	98	±1	90	2	8	±3	
Marine Corps	99	±1	91	1	8	±1	
Air Force	99	±1	90	0	9	±2	
Enlisted	98	±1	88	1	10	±2	
E1 – E4	98	±1	85	2	14	±3	
E5 – E9	99	±1	92	1	7	±2	
Officers	99	±1	90	1	10	±2	
O1 – O3	100	±1	88	0	12	±3	
O4 – O6	99	±1	91	1	8	±3	
Experienced USC	80	±12	65	9	26	±18	
Not Experienced USC	99	±1	89	1	10	±2	
Experienced SH	95	±4	77	6	17	±9	
Not Experienced SH	99	±1	89	1	10	±2	
Deployed Past 12 Months	98	±1	87	2	11	±2	
Not Deployed Past 12 Months	99	±1	89	1	10	±2	
Army Enlisted	98	±1	85	2	13	±3	
E1 – E4	98	±2	81	2	17	±5	
Army Officers	99	±1	88	1	11	±4	
Navy Enlisted	98	±2	89	2	9	±3	
E1 – E4	97	±3	85	2	13	±6	
Navy Officers	100	±1	94	0	6	±3	
Marine Corps Enlisted	99	±1	91	1	8	±2	
E1 – E4	98	±1	89	1	10	±2	
Marine Corps Officers	99	±1	93	1	7	±2	
Air Force Enlisted	99	±1	91	0	9	±3	
E1 – E4	98	±2	88	0	11	±5	
Air Force Officers	100	±1	87	1	12	±5	

Note. Percent responding are active duty members who answered the question.

79. How satisfied have you been with the availability of information on...

a. How to file a restricted report?

1. Very dissatisfied
4. Satisfied

2. Dissatisfied
5. Very satisfied

3. Neither satisfied nor dissatisfied

	Percent Responding		Percentages					Max ME	Average Satisfaction		
			1	2	3	4	5				
TOTAL	98	±1	1	1	13	23	63	±2	4.5	±0.1	
Army	98	±1	1	1	13	24	61	±3	4.4	±0.1	
Navy	98	±1	1	1	12	22	64	±3	4.5	±0.1	
Marine Corps	98	±1	1	1	13	20	66	±2	4.5	±0.1	
Air Force	99	±1	0	1	12	23	63	±3	4.5	±0.1	
Enlisted	98	±1	1	1	13	22	63	±2	4.5	±0.1	
E1 – E4	98	±1	1	2	15	22	61	±3	4.4	±0.1	
E1 – E3	98	±1	1	2	15	21	61	±4	4.4	±0.1	
E4	98	±1	1	2	14	23	61	±4	4.4	±0.1	
E5 – E9	99	±1	0	1	11	22	66	±2	4.5	±0.1	
E5 – E6	99	±1	1	1	11	22	65	±2	4.5	±0.1	
E7 – E9	99	±1	0	1	9	22	69	±3	4.6	±0.1	
Officers	99	±1	1	1	12	26	61	±3	4.5	±0.1	
O1 – O3	99	±1	0	1	13	27	59	±4	4.4	±0.1	
O4 – O6	99	±1	1	1	10	25	62	±4	4.5	±0.1	
Deployed Past 12 Months	98	±1	0	1	14	23	61	±3	4.4	±0.1	
Not Deployed Past 12 Months	99	±1	1	1	12	22	64	±2	4.5	±0.1	
Non-Hispanic White	99	±1	1	1	12	22	65	±2	4.5	±0.1	
Total Minority	98	±1	1	1	14	23	60	±2	4.4	±0.1	
Non-Hispanic Black	98	±2	1	1	13	24	62	±4	4.4	±0.1	
Hispanic	98	±1	1	2	15	22	61	±4	4.4	±0.1	
Experienced USC	85	±7	4	3	19	21	53	±9	4.2	±0.2	
Not Experienced USC	99	±1	1	1	13	23	63	±2	4.5	±0.1	
Experienced SH	96	±2	4	4	16	31	44	±5	4.1	±0.1	
Not Experienced SH	99	±1	0	1	12	22	64	±2	4.5	±0.1	
FEMALES	98	±1	1	2	14	24	60	±2	4.4	±0.1	
Army	98	±1	1	2	15	25	56	±3	4.3	±0.1	
Navy	98	±1	1	2	12	24	62	±3	4.4	±0.1	
Marine Corps	98	±1	1	2	12	22	64	±2	4.5	±0.1	
Air Force	98	±1	0	2	14	23	61	±2	4.4	±0.1	
Enlisted	98	±1	1	2	14	23	60	±2	4.4	±0.1	
E1 – E4	97	±1	1	2	16	25	56	±2	4.3	±0.1	
E5 – E9	98	±1	1	2	12	21	65	±2	4.5	±0.1	
Officers	99	±1	1	3	11	26	59	±3	4.4	±0.1	
O1 – O3	98	±1	1	3	11	28	57	±3	4.4	±0.1	
O4 – O6	99	±1	1	2	11	23	63	±4	4.4	±0.1	
Experienced USC	91	±3	3	4	19	24	50	±6	4.2	±0.2	
Not Experienced USC	98	±1	1	2	13	24	60	±2	4.4	±0.1	
Experienced SH	97	±1	2	4	17	27	49	±3	4.2	±0.1	
Not Experienced SH	98	±1	0	1	13	23	63	±2	4.5	±0.1	
Deployed Past 12 Months	98	±1	1	2	14	25	58	±3	4.4	±0.1	
Not Deployed Past 12 Months	98	±1	1	2	14	24	60	±2	4.4	±0.1	

Note. Percent responding are active duty members who answered the question.

79. How satisfied have you been with the availability of information on...

a. How to file a restricted report?

	Percent Responding		Percentages					Max ME	Average Satisfaction		
			1	2	3	4	5				
Army Enlisted	97	±1	1	2	16	25	57	±3	4.3	±0.1	
E1 – E4	97	±2	1	2	17	27	53	±4	4.3	±0.1	
Army Officers	99	±1	1	2	15	26	55	±4	4.3	±0.1	
Navy Enlisted	98	±1	1	2	13	23	62	±3	4.4	±0.1	
E1 – E4	98	±1	1	2	15	25	58	±4	4.4	±0.1	
Navy Officers	99	±1	1	3	7	26	63	±4	4.5	±0.1	
Marine Corps Enlisted	98	±1	1	2	12	21	64	±2	4.5	±0.1	
E1 – E4	98	±1	1	2	13	23	61	±3	4.4	±0.1	
Marine Corps Officers	99	±1	1	1	10	26	61	±4	4.4	±0.1	
Air Force Enlisted	98	±1	0	1	15	22	61	±3	4.4	±0.1	
E1 – E4	98	±1	0	1	18	23	58	±4	4.4	±0.1	
Air Force Officers	99	±1	0	3	10	27	60	±4	4.4	±0.1	
MALES	99	±1	1	1	12	22	63	±2	4.5	±0.1	
Army	99	±1	1	1	13	23	62	±3	4.4	±0.1	
Navy	98	±1	1	1	12	22	65	±4	4.5	±0.1	
Marine Corps	98	±1	1	1	13	20	66	±2	4.5	±0.1	
Air Force	99	±1	0	1	12	22	64	±3	4.5	±0.1	
Enlisted	98	±1	1	1	13	22	64	±2	4.5	±0.1	
E1 – E4	98	±1	1	2	15	21	62	±3	4.4	±0.1	
E5 – E9	99	±1	0	1	11	22	66	±2	4.5	±0.1	
Officers	99	±1	1	1	12	26	61	±3	4.5	±0.1	
O1 – O3	99	±1	0	1	13	27	59	±4	4.4	±0.1	
O4 – O6	99	±1	1	1	10	26	62	±5	4.5	±0.1	
Experienced USC	80	±12	5	2	19	18	56	±17	4.2	±0.4	
Not Experienced USC	99	±1	1	1	12	22	64	±2	4.5	±0.1	
Experienced SH	94	±4	5	4	16	35	40	±9	4.0	±0.2	
Not Experienced SH	99	±1	0	1	12	22	64	±2	4.5	±0.1	
Deployed Past 12 Months	98	±1	0	1	14	23	61	±3	4.4	±0.1	
Not Deployed Past 12 Months	99	±1	1	1	11	22	65	±2	4.5	±0.1	
Army Enlisted	98	±1	1	2	13	23	62	±4	4.4	±0.1	
E1 – E4	98	±2	1	2	16	23	59	±5	4.4	±0.1	
Army Officers	99	±1	1	0	11	28	60	±6	4.5	±0.1	
Navy Enlisted	98	±2	1	1	13	22	64	±4	4.5	±0.1	
E1 – E4	97	±3	1	1	15	19	64	±7	4.4	±0.2	
Navy Officers	99	±1	1	0	9	24	66	±5	4.6	±0.1	
Marine Corps Enlisted	98	±1	1	1	12	19	67	±2	4.5	±0.1	
E1 – E4	98	±1	1	1	14	20	65	±3	4.5	±0.1	
Marine Corps Officers	99	±1	1	2	15	24	58	±3	4.4	±0.1	
Air Force Enlisted	99	±1	0	1	12	22	65	±3	4.5	±0.1	
E1 – E4	98	±2	0	2	13	22	63	±5	4.5	±0.1	
Air Force Officers	100	±1	1	1	14	26	59	±6	4.4	±0.1	

Note. Percent responding are active duty members who answered the question.

79. How satisfied have you been with the availability of information on...**b. How to file an unrestricted report?**1. Very dissatisfied
4. Satisfied2. Dissatisfied
5. Very satisfied

3. Neither satisfied nor dissatisfied

	Percent Responding		Percentages					Max ME	Average Satisfaction		
			1	2	3	4	5				
TOTAL	99	±1	1	1	13	23	63	±2	4.5	±0.1	
Army	98	±1	1	1	13	24	61	±3	4.4	±0.1	
Navy	98	±1	1	1	12	22	65	±3	4.5	±0.1	
Marine Corps	98	±1	1	1	13	20	66	±2	4.5	±0.1	
Air Force	99	±1	0	1	12	23	64	±3	4.5	±0.1	
Enlisted	98	±1	1	1	13	22	63	±2	4.5	±0.1	
E1 – E4	98	±1	1	2	15	22	61	±3	4.4	±0.1	
E1 – E3	98	±1	1	2	15	21	61	±4	4.4	±0.1	
E4	98	±1	1	2	15	22	61	±4	4.4	±0.1	
E5 – E9	99	±1	0	1	11	22	66	±2	4.5	±0.1	
E5 – E6	99	±1	1	1	12	22	66	±2	4.5	±0.1	
E7 – E9	100	±1	0	1	8	22	68	±3	4.6	±0.1	
Officers	99	±1	1	1	11	26	61	±3	4.5	±0.1	
O1 – O3	99	±1	0	1	12	27	59	±4	4.4	±0.1	
O4 – O6	99	±1	1	1	10	26	62	±4	4.5	±0.1	
Deployed Past 12 Months	98	±1	0	1	15	23	60	±3	4.4	±0.1	
Not Deployed Past 12 Months	99	±1	1	1	12	22	64	±2	4.5	±0.1	
Non-Hispanic White	99	±1	1	1	12	22	65	±2	4.5	±0.1	
Total Minority	98	±1	1	1	14	23	60	±2	4.4	±0.1	
Non-Hispanic Black	98	±2	1	1	13	24	62	±4	4.4	±0.1	
Hispanic	99	±1	1	2	14	22	61	±4	4.4	±0.1	
Experienced USC	85	±7	4	3	16	21	56	±9	4.2	±0.2	
Not Experienced USC	99	±1	1	1	13	23	63	±2	4.5	±0.1	
Experienced SH	95	±3	4	4	16	31	46	±5	4.1	±0.1	
Not Experienced SH	99	±1	0	1	12	22	64	±2	4.5	±0.1	
FEMALES	98	±1	1	2	14	24	60	±2	4.4	±0.1	
Army	98	±1	1	2	16	25	57	±3	4.3	±0.1	
Navy	98	±1	1	2	12	24	62	±3	4.4	±0.1	
Marine Corps	98	±1	1	2	12	22	64	±2	4.5	±0.1	
Air Force	99	±1	0	1	14	23	61	±2	4.4	±0.1	
Enlisted	98	±1	1	1	14	23	60	±2	4.4	±0.1	
E1 – E4	97	±1	1	1	17	25	56	±2	4.3	±0.1	
E5 – E9	99	±1	1	1	12	22	65	±2	4.5	±0.1	
Officers	99	±1	1	2	11	26	59	±2	4.4	±0.1	
O1 – O3	99	±1	1	3	11	28	58	±3	4.4	±0.1	
O4 – O6	99	±1	1	2	11	23	63	±4	4.4	±0.1	
Experienced USC	91	±3	3	3	19	25	50	±6	4.2	±0.2	
Not Experienced USC	99	±1	1	1	14	24	60	±2	4.4	±0.1	
Experienced SH	97	±1	2	3	18	28	49	±3	4.2	±0.1	
Not Experienced SH	98	±1	0	1	13	23	63	±2	4.5	±0.1	
Deployed Past 12 Months	98	±1	1	1	14	25	58	±3	4.4	±0.1	
Not Deployed Past 12 Months	98	±1	1	2	14	24	60	±2	4.4	±0.1	

Note. Percent responding are active duty members who answered the question.

79. How satisfied have you been with the availability of information on...

b. How to file an unrestricted report?

	Percent Responding		Percentages					Max ME	Average Satisfaction		
			1	2	3	4	5				
Army Enlisted	97	±1	1	1	16	25	57	±3	4.3	±0.1	
E1 – E4	97	±2	1	1	17	27	53	±4	4.3	±0.1	
Army Officers	99	±1	1	2	15	26	56	±4	4.3	±0.1	
Navy Enlisted	98	±1	1	2	13	23	62	±3	4.4	±0.1	
E1 – E4	98	±1	1	2	15	25	58	±4	4.4	±0.1	
Navy Officers	99	±1	1	3	7	25	64	±4	4.5	±0.1	
Marine Corps Enlisted	98	±1	1	2	13	21	64	±2	4.5	±0.1	
E1 – E4	97	±1	1	1	14	23	61	±3	4.4	±0.1	
Marine Corps Officers	99	±1	1	1	10	27	61	±4	4.5	±0.1	
Air Force Enlisted	98	±1	0	1	15	22	61	±3	4.4	±0.1	
E1 – E4	98	±1	0	1	19	22	58	±4	4.4	±0.1	
Air Force Officers	100	±1	1	3	9	27	60	±4	4.4	±0.1	
MALES	99	±1	1	1	12	22	64	±2	4.5	±0.1	
Army	99	±1	1	1	13	24	61	±3	4.4	±0.1	
Navy	98	±1	1	1	12	22	65	±4	4.5	±0.1	
Marine Corps	98	±1	1	1	13	20	66	±2	4.5	±0.1	
Air Force	99	±1	0	1	12	22	64	±3	4.5	±0.1	
Enlisted	98	±1	1	1	13	21	64	±2	4.5	±0.1	
E1 – E4	98	±1	1	2	15	21	62	±3	4.4	±0.1	
E5 – E9	99	±1	0	1	11	22	67	±2	4.5	±0.1	
Officers	99	±1	0	1	11	26	61	±3	4.5	±0.1	
O1 – O3	99	±1	0	1	13	27	59	±4	4.4	±0.1	
O4 – O6	99	±1	1	1	10	26	62	±5	4.5	±0.1	
Experienced USC	80	±12	5	2	13	18	63	±17	4.3	±0.3	
Not Experienced USC	99	±1	1	1	12	22	64	±2	4.5	±0.1	
Experienced SH	94	±4	5	4	15	34	42	±9	4.0	±0.2	
Not Experienced SH	99	±1	0	1	12	22	64	±2	4.5	±0.1	
Deployed Past 12 Months	98	±1	0	1	15	23	61	±3	4.4	±0.1	
Not Deployed Past 12 Months	99	±1	1	1	11	22	65	±2	4.5	±0.1	
Army Enlisted	98	±1	1	2	13	22	62	±4	4.4	±0.1	
E1 – E4	98	±2	1	2	16	23	59	±5	4.4	±0.1	
Army Officers	99	±2	0	0	11	29	60	±6	4.5	±0.1	
Navy Enlisted	98	±2	1	1	13	21	65	±4	4.5	±0.1	
E1 – E4	97	±3	1	1	15	19	64	±7	4.4	±0.2	
Navy Officers	100	±1	1	0	8	25	66	±5	4.6	±0.1	
Marine Corps Enlisted	98	±1	1	1	12	19	67	±2	4.5	±0.1	
E1 – E4	98	±1	1	1	14	20	65	±3	4.5	±0.1	
Marine Corps Officers	99	±1	1	1	16	24	58	±3	4.4	±0.1	
Air Force Enlisted	99	±1	0	1	12	22	65	±3	4.5	±0.1	
E1 – E4	98	±2	0	2	13	22	63	±5	4.5	±0.1	
Air Force Officers	100	±1	1	1	14	25	59	±6	4.4	±0.1	

Note. Percent responding are active duty members who answered the question.

80. Have you had any military training during the past 12 months on topics related to sexual assault?

	Percent Responding		Percentages	Max ME	Percentage Reporting Yes
			Yes		
TOTAL	99	±1	97	±1	
Army	99	±1	98	±1	
Navy	99	±1	98	±2	
Marine Corps	99	±1	97	±1	
Air Force	99	±1	96	±1	
Enlisted	99	±1	97	±1	
E1 – E4	98	±1	97	±1	
E1 – E3	98	±1	98	±2	
E4	98	±1	97	±2	
E5 – E9	99	±1	97	±1	
E5 – E6	99	±1	97	±1	
E7 – E9	100	±1	98	±1	
Officers	99	±1	97	±1	
O1 – O3	99	±1	98	±2	
O4 – O6	100	±1	95	±2	
Deployed Past 12 Months	99	±1	97	±1	
Not Deployed Past 12 Months	99	±1	97	±1	
Non-Hispanic White	99	±1	97	±1	
Total Minority	99	±1	97	±1	
Non-Hispanic Black	98	±1	96	±2	
Hispanic	98	±1	97	±2	
Experienced USC	85	±7	94	±5	
Not Experienced USC	99	±1	97	±1	
Experienced SH	96	±2	95	±3	
Not Experienced SH	99	±1	97	±1	
FEMALES	98	±1	96	±1	
Army	98	±1	97	±1	
Navy	98	±1	98	±1	
Marine Corps	98	±1	97	±1	
Air Force	98	±1	94	±2	
Enlisted	98	±1	96	±1	
E1 – E4	98	±1	97	±1	
E5 – E9	98	±1	96	±1	
Officers	99	±1	96	±2	
O1 – O3	99	±1	97	±3	
O4 – O6	99	±1	94	±2	
Experienced USC	91	±3	97	±2	
Not Experienced USC	99	±1	96	±1	
Experienced SH	97	±2	96	±2	
Not Experienced SH	99	±1	96	±1	
Deployed Past 12 Months	98	±1	97	±1	
Not Deployed Past 12 Months	98	±1	96	±1	

Note. Percent responding are active duty members who answered the question.

80. Have you had any military training during the past 12 months on topics related to sexual assault?

	Percent Responding		Percentages	Max ME	Percentage Reporting Yes
			Yes		
Army Enlisted	98	±1	97	±2	
E1 – E4	97	±2	97	±2	
Army Officers	99	±1	97	±2	
Navy Enlisted	98	±1	98	±1	
E1 – E4	98	±2	98	±2	
Navy Officers	99	±1	99	±1	
Marine Corps Enlisted	98	±1	97	±1	
E1 – E4	98	±1	97	±1	
Marine Corps Officers	99	±1	96	±2	
Air Force Enlisted	98	±1	94	±2	
E1 – E4	98	±1	95	±2	
Air Force Officers	99	±1	93	±4	
MALES	99	±1	97	±1	
Army	99	±1	98	±1	
Navy	99	±1	98	±2	
Marine Corps	99	±1	97	±1	
Air Force	99	±1	96	±2	
Enlisted	99	±1	97	±1	
E1 – E4	98	±1	97	±1	
E5 – E9	99	±1	97	±1	
Officers	99	±1	97	±2	
O1 – O3	99	±1	98	±2	
O4 – O6	100	±1	96	±3	
Experienced USC	80	±12	92	±11	
Not Experienced USC	99	±1	97	±1	
Experienced SH	95	±4	94	±6	
Not Experienced SH	99	±1	97	±1	
Deployed Past 12 Months	99	±1	97	±2	
Not Deployed Past 12 Months	99	±1	98	±1	
Army Enlisted	99	±1	98	±2	
E1 – E4	99	±1	98	±3	
Army Officers	99	±1	97	±3	
Navy Enlisted	98	±2	98	±2	
E1 – E4	97	±3	97	±4	
Navy Officers	100	±0	99	±2	
Marine Corps Enlisted	99	±1	98	±1	
E1 – E4	98	±1	97	±1	
Marine Corps Officers	99	±1	96	±2	
Air Force Enlisted	99	±1	96	±2	
E1 – E4	98	±2	96	±2	
Air Force Officers	100	±1	96	±3	

Note. Percent responding are active duty members who answered the question.

81. My Service's sexual assault training...

a. Provides a good understanding of what actions are considered sexual assault.

1. Strongly disagree
4. Agree

2. Disagree
5. Strongly agree

3. Neither agree nor disagree

	Percent Responding		Percentages					Max ME	Average Agreement		
			1	2	3	4	5				
TOTAL	94	±1	0	0	5	22	72	±2	4.7	±0.1	
Army	94	±2	0	1	5	24	70	±3	4.6	±0.1	
Navy	94	±2	0	0	6	22	72	±3	4.6	±0.1	
Marine Corps	94	±1	0	0	7	18	74	±2	4.7	±0.1	
Air Force	93	±2	0	0	4	21	74	±2	4.7	±0.1	
Enlisted	93	±1	0	0	6	21	72	±2	4.7	±0.1	
E1 – E4	93	±2	0	1	7	21	71	±3	4.6	±0.1	
E1 – E3	93	±2	0	0	7	18	75	±3	4.7	±0.1	
E4	92	±2	0	1	6	25	68	±4	4.6	±0.1	
E5 – E9	94	±1	0	0	5	22	73	±2	4.7	±0.1	
E5 – E6	94	±1	0	0	6	22	72	±2	4.7	±0.1	
E7 – E9	96	±2	0	0	3	21	77	±3	4.7	±0.1	
Officers	95	±1	0	1	3	25	71	±3	4.7	±0.1	
O1 – O3	96	±2	0	1	4	24	71	±4	4.6	±0.1	
O4 – O6	94	±2	0	1	3	26	70	±4	4.7	±0.1	
Deployed Past 12 Months	93	±2	0	0	6	25	69	±3	4.6	±0.1	
Not Deployed Past 12 Months	94	±1	0	0	5	21	74	±2	4.7	±0.1	
Non-Hispanic White	94	±1	0	0	5	22	72	±2	4.7	±0.1	
Total Minority	93	±2	0	1	6	22	72	±2	4.6	±0.1	
Non-Hispanic Black	92	±2	0	0	6	23	71	±3	4.6	±0.1	
Hispanic	92	±2	0	1	6	19	75	±3	4.7	±0.1	
Experienced USC	78	±8	3	1	11	26	60	±9	4.4	±0.2	
Not Experienced USC	94	±1	0	0	5	22	72	±2	4.7	±0.1	
Experienced SH	89	±3	1	1	9	34	55	±5	4.4	±0.1	
Not Experienced SH	94	±1	0	0	5	21	73	±2	4.7	±0.1	
FEMALES	92	±1	0	1	5	26	68	±2	4.6	±0.1	
Army	93	±2	0	1	6	29	64	±3	4.6	±0.1	
Navy	94	±2	0	1	6	25	68	±3	4.6	±0.1	
Marine Corps	94	±1	0	1	7	24	69	±2	4.6	±0.1	
Air Force	90	±2	0	0	4	24	71	±2	4.7	±0.1	
Enlisted	92	±1	0	0	6	26	68	±2	4.6	±0.1	
E1 – E4	92	±1	0	1	7	26	66	±2	4.6	±0.1	
E5 – E9	92	±2	0	0	4	25	70	±2	4.7	±0.1	
Officers	94	±2	0	1	3	28	67	±2	4.6	±0.1	
O1 – O3	94	±2	1	1	4	29	66	±3	4.6	±0.1	
O4 – O6	92	±2	0	1	2	26	70	±4	4.6	±0.1	
Experienced USC	85	±4	2	3	10	36	50	±6	4.3	±0.1	
Not Experienced USC	93	±1	0	0	5	26	69	±2	4.6	±0.1	
Experienced SH	90	±2	1	2	7	36	55	±3	4.4	±0.1	
Not Experienced SH	93	±1	0	0	5	23	71	±2	4.7	±0.1	
Deployed Past 12 Months	93	±2	0	1	6	29	65	±3	4.6	±0.1	
Not Deployed Past 12 Months	92	±1	0	1	5	25	69	±2	4.6	±0.1	

Note. Percent responding are active duty members who answered the question and who had training during the past 12 months on topics related to sexual assault (Q80).

81. My Service's sexual assault training...

a. Provides a good understanding of what actions are considered sexual assault.

	Percent Responding	Percentages					Max ME	Average Agreement	
		1	2	3	4	5			
Army Enlisted	92 ±2	0	1	6	29	64	±3	4.6 ±0.1	
E1 – E4	92 ±2	0	1	7	30	62	±4	4.5 ±0.1	
Army Officers	95 ±2	0	1	4	30	65	±4	4.6 ±0.1	
Navy Enlisted	94 ±2	0	1	7	26	67	±3	4.6 ±0.1	
E1 – E4	93 ±2	0	1	8	26	65	±4	4.5 ±0.1	
Navy Officers	96 ±2	0	1	2	23	73	±4	4.7 ±0.1	
Marine Corps Enlisted	94 ±1	0	1	7	23	70	±2	4.6 ±0.1	
E1 – E4	93 ±2	0	1	7	24	68	±3	4.6 ±0.1	
Marine Corps Officers	94 ±2	1	1	3	33	62	±5	4.5 ±0.1	
Air Force Enlisted	90 ±2	0	0	5	23	72	±3	4.7 ±0.1	
E1 – E4	90 ±2	0	0	6	22	72	±4	4.7 ±0.1	
Air Force Officers	91 ±4	0	1	3	29	67	±4	4.6 ±0.1	
MALES	94 ±1	0	0	5	21	73	±2	4.7 ±0.1	
Army	94 ±2	0	1	5	23	71	±3	4.6 ±0.1	
Navy	95 ±2	0	0	6	21	73	±3	4.7 ±0.1	
Marine Corps	94 ±1	0	0	8	18	74	±2	4.7 ±0.1	
Air Force	93 ±2	0	0	4	21	75	±3	4.7 ±0.1	
Enlisted	94 ±1	0	0	6	21	73	±2	4.7 ±0.1	
E1 – E4	93 ±2	0	1	6	20	73	±3	4.6 ±0.1	
E5 – E9	95 ±1	0	0	5	21	74	±2	4.7 ±0.1	
Officers	95 ±2	0	1	3	24	72	±3	4.7 ±0.1	
O1 – O3	96 ±2	0	1	4	23	72	±4	4.7 ±0.1	
O4 – O6	94 ±2	0	1	3	26	70	±5	4.7 ±0.1	
Experienced USC	71 ±13	NR	NR	11	15	71	±17	4.5 ±0.4	
Not Experienced USC	94 ±1	0	0	5	21	73	±2	4.7 ±0.1	
Experienced SH	89 ±6	2	1	10	32	55	±9	4.4 ±0.2	
Not Experienced SH	94 ±1	0	0	5	21	74	±2	4.7 ±0.1	
Deployed Past 12 Months	93 ±2	0	0	6	24	69	±3	4.6 ±0.1	
Not Deployed Past 12 Months	95 ±1	0	0	5	20	74	±2	4.7 ±0.1	
Army Enlisted	94 ±2	0	1	6	22	71	±3	4.6 ±0.1	
E1 – E4	93 ±3	0	1	7	22	70	±5	4.6 ±0.1	
Army Officers	95 ±3	0	0	3	27	70	±5	4.7 ±0.1	
Navy Enlisted	94 ±2	0	0	6	22	72	±4	4.6 ±0.1	
E1 – E4	92 ±4	1	0	5	21	73	±7	4.7 ±0.1	
Navy Officers	98 ±2	0	1	3	19	77	±5	4.7 ±0.1	
Marine Corps Enlisted	94 ±1	0	0	8	17	75	±2	4.7 ±0.1	
E1 – E4	93 ±2	0	0	10	16	74	±3	4.6 ±0.1	
Marine Corps Officers	94 ±2	0	0	3	24	73	±3	4.7 ±0.1	
Air Force Enlisted	93 ±2	0	0	3	20	76	±3	4.7 ±0.1	
E1 – E4	92 ±3	0	0	4	20	76	±5	4.7 ±0.1	
Air Force Officers	94 ±3	0	1	4	25	69	±6	4.6 ±0.1	

Note. Percent responding are active duty members who answered the question and who had training during the past 12 months on topics related to sexual assault (Q80).
NR: Not reportable

81. My Service's sexual assault training...

b. Teaches that the consumption of alcohol may increase the likelihood of sexual assault.

1. Strongly disagree
4. Agree

2. Disagree
5. Strongly agree

3. Neither agree nor disagree

	Percent Responding		Percentages					Max ME	Average Agreement		
			1	2	3	4	5				
TOTAL	94	±1	0	0	5	21	73	±2	4.7	±0.1	
Army	94	±2	0	1	5	23	71	±3	4.6	±0.1	
Navy	94	±2	0	0	6	21	73	±3	4.7	±0.1	
Marine Corps	94	±1	0	0	7	18	75	±2	4.7	±0.1	
Air Force	93	±2	0	0	4	21	75	±2	4.7	±0.1	
Enlisted	94	±1	0	0	6	21	73	±2	4.7	±0.1	
E1 – E4	93	±2	0	0	6	21	72	±3	4.6	±0.1	
E1 – E3	93	±2	0	0	7	19	75	±3	4.7	±0.1	
E4	92	±2	0	1	6	24	69	±4	4.6	±0.1	
E5 – E9	95	±1	0	0	5	21	74	±2	4.7	±0.1	
E5 – E6	94	±1	0	0	6	21	73	±2	4.7	±0.1	
E7 – E9	97	±2	0	0	2	19	78	±3	4.8	±0.1	
Officers	95	±1	0	0	3	23	74	±3	4.7	±0.1	
O1 – O3	96	±2	0	0	3	23	74	±3	4.7	±0.1	
O4 – O6	94	±2	0	0	3	23	73	±4	4.7	±0.1	
Deployed Past 12 Months	93	±2	0	0	6	23	70	±3	4.6	±0.1	
Not Deployed Past 12 Months	94	±1	0	0	5	20	74	±2	4.7	±0.1	
Non-Hispanic White	94	±1	0	0	5	21	74	±2	4.7	±0.1	
Total Minority	93	±2	0	0	6	22	72	±2	4.7	±0.1	
Non-Hispanic Black	93	±2	0	0	5	23	71	±4	4.6	±0.1	
Hispanic	92	±2	0	0	6	19	75	±3	4.7	±0.1	
Experienced USC	78	±8	2	1	9	35	53	±10	4.4	±0.2	
Not Experienced USC	94	±1	0	0	5	21	73	±2	4.7	±0.1	
Experienced SH	89	±3	1	2	7	33	57	±5	4.4	±0.1	
Not Experienced SH	94	±1	0	0	5	20	74	±2	4.7	±0.1	
FEMALES	92	±1	0	0	5	25	69	±2	4.6	±0.1	
Army	93	±2	0	1	5	28	66	±3	4.6	±0.1	
Navy	94	±2	0	0	6	25	70	±3	4.6	±0.1	
Marine Corps	94	±1	0	0	6	23	71	±2	4.6	±0.1	
Air Force	90	±2	0	0	5	23	72	±2	4.7	±0.1	
Enlisted	92	±1	0	0	6	25	69	±2	4.6	±0.1	
E1 – E4	92	±1	0	0	6	26	67	±2	4.6	±0.1	
E5 – E9	92	±2	0	0	5	25	70	±2	4.6	±0.1	
Officers	94	±2	0	1	3	26	71	±2	4.7	±0.1	
O1 – O3	95	±2	0	1	3	27	69	±3	4.6	±0.1	
O4 – O6	92	±2	0	1	2	24	73	±4	4.7	±0.1	
Experienced USC	85	±4	1	2	8	38	51	±6	4.4	±0.1	
Not Experienced USC	93	±1	0	0	5	25	70	±2	4.6	±0.1	
Experienced SH	90	±2	0	1	6	34	58	±3	4.5	±0.1	
Not Experienced SH	93	±1	0	0	5	23	72	±2	4.7	±0.1	
Deployed Past 12 Months	92	±2	0	1	6	28	66	±3	4.6	±0.1	
Not Deployed Past 12 Months	92	±1	0	0	5	25	70	±2	4.6	±0.1	

Note. Percent responding are active duty members who answered the question and who had training during the past 12 months on topics related to sexual assault (Q80).

81. My Service's sexual assault training...

b. Teaches that the consumption of alcohol may increase the likelihood of sexual assault.

	Percent Responding		Percentages					Max ME	Average Agreement		
			1	2	3	4	5				
Army Enlisted	92	±2	0	1	5	28	65	±3	4.6	±0.1	
E1 – E4	92	±2	0	1	6	29	64	±4	4.6	±0.1	
Army Officers	95	±2	0	1	3	28	68	±4	4.6	±0.1	
Navy Enlisted	94	±2	0	0	6	25	68	±3	4.6	±0.1	
E1 – E4	93	±2	0	0	8	26	67	±4	4.6	±0.1	
Navy Officers	97	±2	0	1	1	20	77	±3	4.7	±0.1	
Marine Corps Enlisted	94	±1	0	0	7	22	71	±2	4.6	±0.1	
E1 – E4	93	±2	0	0	7	23	70	±3	4.6	±0.1	
Marine Corps Officers	94	±2	0	0	3	30	67	±5	4.6	±0.1	
Air Force Enlisted	90	±2	0	0	5	23	72	±3	4.7	±0.1	
E1 – E4	90	±2	0	0	6	21	73	±3	4.7	±0.1	
Air Force Officers	91	±4	0	1	3	27	69	±4	4.6	±0.1	
MALES	94	±1	0	0	5	21	74	±2	4.7	±0.1	
Army	94	±2	0	0	5	22	72	±3	4.6	±0.1	
Navy	95	±2	0	0	6	20	74	±3	4.7	±0.1	
Marine Corps	94	±1	0	0	7	18	75	±2	4.7	±0.1	
Air Force	94	±2	0	0	4	20	76	±3	4.7	±0.1	
Enlisted	94	±1	0	0	6	20	74	±2	4.7	±0.1	
E1 – E4	93	±2	0	0	6	20	73	±3	4.6	±0.1	
E5 – E9	95	±1	0	0	5	20	74	±2	4.7	±0.1	
Officers	95	±2	0	0	3	22	74	±3	4.7	±0.1	
O1 – O3	96	±2	0	0	3	22	74	±4	4.7	±0.1	
O4 – O6	94	±2	0	0	3	23	74	±4	4.7	±0.1	
Experienced USC	71	±13	NR	NR	NR	NR	NR		4.4	±0.4	
Not Experienced USC	94	±1	0	0	5	20	74	±2	4.7	±0.1	
Experienced SH	89	±6	1	2	8	32	57	±9	4.4	±0.2	
Not Experienced SH	94	±1	0	0	5	20	74	±2	4.7	±0.1	
Deployed Past 12 Months	93	±2	0	0	6	23	71	±3	4.6	±0.1	
Not Deployed Past 12 Months	95	±1	0	0	5	19	75	±2	4.7	±0.1	
Army Enlisted	94	±2	0	1	6	22	72	±3	4.6	±0.1	
E1 – E4	93	±3	0	1	7	22	70	±5	4.6	±0.1	
Army Officers	95	±3	0	0	3	25	72	±5	4.7	±0.1	
Navy Enlisted	94	±2	0	0	6	21	73	±4	4.7	±0.1	
E1 – E4	92	±4	1	0	5	20	74	±6	4.7	±0.1	
Navy Officers	98	±2	0	0	3	18	79	±5	4.8	±0.1	
Marine Corps Enlisted	94	±1	0	0	8	17	75	±2	4.7	±0.1	
E1 – E4	93	±2	0	0	9	16	74	±3	4.6	±0.1	
Marine Corps Officers	94	±2	0	0	2	21	76	±3	4.7	±0.1	
Air Force Enlisted	94	±2	0	0	4	19	77	±3	4.7	±0.1	
E1 – E4	92	±3	0	0	4	20	76	±5	4.7	±0.1	
Air Force Officers	94	±3	0	0	4	23	73	±6	4.7	±0.1	

Note. Percent responding are active duty members who answered the question and who had training during the past 12 months on topics related to sexual assault (Q80).
NR: Not reportable

81. My Service's sexual assault training...

c. Teaches how to avoid situations that might increase the risk of being a victim of sexual assault.

	Percent Responding	Percentages					Max ME	Average Agreement	
		1	2	3	4	5			
Army Enlisted	92 ±2	0	1	7	29	62	±3	4.5 ±0.1	
E1 – E4	92 ±2	0	2	8	30	61	±4	4.5 ±0.1	
Army Officers	94 ±2	0	1	5	31	63	±4	4.5 ±0.1	
Navy Enlisted	94 ±2	0	1	7	27	65	±3	4.5 ±0.1	
E1 – E4	93 ±2	0	1	9	27	63	±4	4.5 ±0.1	
Navy Officers	96 ±2	1	2	4	26	67	±4	4.6 ±0.1	
Marine Corps Enlisted	93 ±1	0	1	8	24	67	±2	4.6 ±0.1	
E1 – E4	93 ±2	0	1	8	25	66	±3	4.6 ±0.1	
Marine Corps Officers	94 ±2	1	2	7	34	56	±4	4.4 ±0.1	
Air Force Enlisted	89 ±2	0	0	5	23	71	±3	4.6 ±0.1	
E1 – E4	90 ±2	0	0	6	23	70	±4	4.6 ±0.1	
Air Force Officers	91 ±4	0	1	3	29	66	±4	4.6 ±0.1	
MALES	94 ±1	0	1	6	22	71	±2	4.6 ±0.1	
Army	94 ±2	0	1	5	24	69	±3	4.6 ±0.1	
Navy	94 ±2	0	1	6	22	71	±4	4.6 ±0.1	
Marine Corps	94 ±1	0	0	8	19	73	±2	4.6 ±0.1	
Air Force	94 ±2	0	0	4	22	74	±3	4.7 ±0.1	
Enlisted	93 ±1	0	1	6	22	71	±2	4.6 ±0.1	
E1 – E4	92 ±2	0	1	7	21	71	±3	4.6 ±0.1	
E5 – E9	95 ±1	0	1	5	22	72	±2	4.7 ±0.1	
Officers	95 ±2	0	1	4	25	70	±3	4.6 ±0.1	
O1 – O3	95 ±2	0	1	4	24	71	±4	4.6 ±0.1	
O4 – O6	94 ±2	0	1	4	28	67	±5	4.6 ±0.1	
Experienced USC	71 ±13	NR	NR	NR	NR	NR		4.2 ±0.4	
Not Experienced USC	94 ±1	0	1	5	22	71	±2	4.6 ±0.1	
Experienced SH	88 ±6	1	3	12	32	52	±9	4.3 ±0.2	
Not Experienced SH	94 ±1	0	1	5	22	72	±2	4.6 ±0.1	
Deployed Past 12 Months	92 ±2	0	1	6	25	68	±3	4.6 ±0.1	
Not Deployed Past 12 Months	95 ±1	0	1	5	21	73	±2	4.7 ±0.1	
Army Enlisted	93 ±2	0	1	6	23	69	±4	4.6 ±0.1	
E1 – E4	93 ±3	1	2	6	23	68	±5	4.6 ±0.1	
Army Officers	95 ±3	0	1	4	26	70	±5	4.6 ±0.1	
Navy Enlisted	93 ±2	0	1	6	23	70	±4	4.6 ±0.1	
E1 – E4	91 ±4	1	0	6	22	71	±7	4.6 ±0.1	
Navy Officers	97 ±2	0	1	5	20	73	±5	4.7 ±0.1	
Marine Corps Enlisted	94 ±1	0	0	8	18	73	±2	4.6 ±0.1	
E1 – E4	93 ±2	0	0	10	17	73	±3	4.6 ±0.1	
Marine Corps Officers	94 ±2	0	1	3	26	69	±3	4.6 ±0.1	
Air Force Enlisted	93 ±2	0	0	4	20	76	±3	4.7 ±0.1	
E1 – E4	92 ±3	0	0	5	19	76	±5	4.7 ±0.1	
Air Force Officers	94 ±3	0	1	3	30	66	±6	4.6 ±0.1	

Note. Percent responding are active duty members who answered the question and who had training during the past 12 months on topics related to sexual assault (Q80).
NR: Not reportable

81. My Service's sexual assault training...

d. Teaches how to intervene when you witness a situation involving a fellow Service member (bystander intervention).

1. Strongly disagree 2. Disagree 3. Neither agree nor disagree
 4. Agree 5. Strongly agree

	Percent Responding		Percentages					Max ME	Average Agreement		
			1	2	3	4	5				
TOTAL	94	±1	0	1	6	23	69	±2	4.6	±0.1	
Army	94	±2	0	1	6	25	67	±3	4.6	±0.1	
Navy	94	±2	0	1	7	24	68	±3	4.6	±0.1	
Marine Corps	94	±1	0	1	8	20	71	±2	4.6	±0.1	
Air Force	93	±2	0	0	4	22	73	±2	4.7	±0.1	
Enlisted	93	±1	0	1	7	23	70	±2	4.6	±0.1	
E1 – E4	92	±2	0	1	8	22	69	±3	4.6	±0.1	
E1 – E3	93	±2	0	0	8	21	71	±4	4.6	±0.1	
E4	92	±2	0	2	8	24	66	±4	4.5	±0.1	
E5 – E9	95	±1	0	1	6	23	71	±2	4.6	±0.1	
E5 – E6	94	±1	0	1	7	23	70	±2	4.6	±0.1	
E7 – E9	96	±2	0	0	3	23	74	±3	4.7	±0.1	
Officers	95	±1	0	1	4	27	68	±3	4.6	±0.1	
O1 – O3	96	±2	0	1	5	26	68	±4	4.6	±0.1	
O4 – O6	94	±2	0	1	4	28	67	±4	4.6	±0.1	
Deployed Past 12 Months	93	±2	0	1	8	25	66	±3	4.6	±0.1	
Not Deployed Past 12 Months	94	±1	0	1	6	23	71	±2	4.6	±0.1	
Non-Hispanic White	94	±1	0	1	6	23	69	±2	4.6	±0.1	
Total Minority	93	±2	0	1	6	24	69	±2	4.6	±0.1	
Non-Hispanic Black	93	±2	0	1	6	24	69	±4	4.6	±0.1	
Hispanic	92	±2	0	1	6	21	71	±4	4.6	±0.1	
Experienced USC	77	±8	2	2	14	29	53	±9	4.3	±0.2	
Not Experienced USC	94	±1	0	1	6	23	69	±2	4.6	±0.1	
Experienced SH	89	±3	1	4	12	32	52	±5	4.3	±0.1	
Not Experienced SH	94	±1	0	1	6	23	70	±2	4.6	±0.1	
FEMALES	92	±1	0	1	6	27	65	±2	4.5	±0.1	
Army	93	±2	0	2	7	30	61	±3	4.5	±0.1	
Navy	94	±2	0	1	8	27	64	±3	4.5	±0.1	
Marine Corps	93	±1	0	2	8	25	65	±2	4.5	±0.1	
Air Force	90	±2	0	1	5	25	70	±2	4.6	±0.1	
Enlisted	92	±1	0	1	7	27	65	±2	4.5	±0.1	
E1 – E4	92	±2	0	2	8	27	63	±2	4.5	±0.1	
E5 – E9	92	±2	0	1	5	27	67	±2	4.6	±0.1	
Officers	94	±2	0	2	4	30	64	±2	4.5	±0.1	
O1 – O3	94	±2	1	2	5	29	63	±3	4.5	±0.1	
O4 – O6	92	±2	0	2	3	29	66	±4	4.6	±0.1	
Experienced USC	85	±4	1	4	10	37	48	±6	4.3	±0.1	
Not Experienced USC	93	±1	0	1	6	27	66	±2	4.6	±0.1	
Experienced SH	90	±2	1	4	10	35	51	±3	4.3	±0.1	
Not Experienced SH	93	±1	0	1	6	25	69	±2	4.6	±0.1	
Deployed Past 12 Months	92	±2	0	2	7	29	62	±3	4.5	±0.1	
Not Deployed Past 12 Months	92	±1	0	1	6	27	66	±2	4.6	±0.1	

Note. Percent responding are active duty members who answered the question and who had training during the past 12 months on topics related to sexual assault (Q80).

81. My Service's sexual assault training...

d. Teaches how to intervene when you witness a situation involving a fellow Service member (bystander intervention).

	Percent Responding		Percentages					Max ME	Average Agreement		
			1	2	3	4	5				
Army Enlisted	92	±2	0	2	7	29	61	±3	4.5	±0.1	
E1 – E4	91	±2	0	3	8	30	59	±4	4.5	±0.1	
Army Officers	95	±2	0	3	6	30	61	±4	4.5	±0.1	
Navy Enlisted	94	±2	0	1	8	27	64	±3	4.5	±0.1	
E1 – E4	93	±2	0	1	10	26	62	±4	4.5	±0.1	
Navy Officers	96	±2	1	1	4	29	66	±4	4.6	±0.1	
Marine Corps Enlisted	93	±1	0	1	8	24	66	±2	4.5	±0.1	
E1 – E4	93	±2	0	2	8	25	65	±3	4.5	±0.1	
Marine Corps Officers	94	±2	1	4	7	33	55	±5	4.4	±0.1	
Air Force Enlisted	89	±2	0	0	5	24	71	±3	4.6	±0.1	
E1 – E4	90	±2	0	0	7	23	70	±4	4.6	±0.1	
Air Force Officers	91	±4	0	1	3	29	67	±4	4.6	±0.1	
MALES	94	±1	0	1	6	23	70	±2	4.6	±0.1	
Army	94	±2	0	1	6	24	68	±3	4.6	±0.1	
Navy	94	±2	0	0	7	23	68	±4	4.6	±0.1	
Marine Corps	94	±1	0	0	8	20	71	±2	4.6	±0.1	
Air Force	94	±2	0	0	4	22	73	±3	4.7	±0.1	
Enlisted	94	±1	0	1	7	22	70	±2	4.6	±0.1	
E1 – E4	93	±2	0	1	8	22	69	±3	4.6	±0.1	
E5 – E9	95	±1	0	0	6	22	71	±2	4.6	±0.1	
Officers	95	±2	0	1	4	26	68	±3	4.6	±0.1	
O1 – O3	96	±2	0	1	5	25	69	±4	4.6	±0.1	
O4 – O6	94	±2	0	1	4	28	67	±5	4.6	±0.1	
Experienced USC	70	±13	NR	0	18	NR	NR	±18	4.3	±0.4	
Not Experienced USC	94	±1	0	1	6	23	70	±2	4.6	±0.1	
Experienced SH	88	±6	1	3	13	30	52	±9	4.3	±0.2	
Not Experienced SH	94	±1	0	1	6	22	71	±2	4.6	±0.1	
Deployed Past 12 Months	93	±2	0	1	8	24	66	±3	4.6	±0.1	
Not Deployed Past 12 Months	95	±1	0	1	6	22	72	±2	4.6	±0.1	
Army Enlisted	94	±2	0	1	7	23	68	±4	4.6	±0.1	
E1 – E4	93	±3	0	2	8	22	67	±5	4.5	±0.1	
Army Officers	95	±3	0	1	4	27	68	±6	4.6	±0.1	
Navy Enlisted	94	±2	0	0	8	24	68	±4	4.6	±0.1	
E1 – E4	91	±4	1	0	7	25	68	±7	4.6	±0.1	
Navy Officers	98	±2	0	1	5	23	71	±5	4.6	±0.1	
Marine Corps Enlisted	94	±1	0	0	9	19	72	±2	4.6	±0.1	
E1 – E4	93	±2	0	0	10	18	71	±3	4.6	±0.1	
Marine Corps Officers	94	±2	0	0	4	27	69	±3	4.6	±0.1	
Air Force Enlisted	93	±2	0	0	4	20	75	±3	4.7	±0.1	
E1 – E4	92	±3	0	0	5	20	75	±5	4.7	±0.1	
Air Force Officers	95	±3	0	1	6	28	66	±6	4.6	±0.1	

Note. Percent responding are active duty members who answered the question and who had training during the past 12 months on topics related to sexual assault (Q80).
NR: Not reportable

81. My Service's sexual assault training...

e. Teaches how to obtain medical care following a sexual assault.

1. Strongly disagree
4. Agree

2. Disagree
5. Strongly agree

3. Neither agree nor disagree

	Percent Responding		Percentages					Max ME	Average Agreement		
			1	2	3	4	5				
TOTAL	93	±1	0	1	7	24	68	±2	4.6	±0.1	
Army	93	±2	0	1	7	26	66	±3	4.6	±0.1	
Navy	94	±2	0	1	8	24	67	±3	4.6	±0.1	
Marine Corps	94	±1	0	1	9	20	70	±2	4.6	±0.1	
Air Force	92	±2	0	1	5	23	71	±2	4.6	±0.1	
Enlisted	93	±1	0	1	7	23	69	±2	4.6	±0.1	
E1 – E4	92	±2	0	1	8	23	68	±3	4.6	±0.1	
E1 – E3	92	±2	0	1	8	21	70	±4	4.6	±0.1	
E4	91	±2	0	1	8	25	65	±4	4.5	±0.1	
E5 – E9	94	±1	0	1	6	23	70	±2	4.6	±0.1	
E5 – E6	94	±1	0	1	7	23	69	±2	4.6	±0.1	
E7 – E9	96	±2	0	1	4	24	72	±3	4.7	±0.1	
Officers	95	±2	0	2	6	28	65	±3	4.6	±0.1	
O1 – O3	95	±2	0	2	6	27	65	±4	4.6	±0.1	
O4 – O6	94	±2	0	1	6	31	61	±4	4.5	±0.1	
Deployed Past 12 Months	92	±2	0	1	8	26	65	±3	4.6	±0.1	
Not Deployed Past 12 Months	94	±1	0	1	6	23	69	±2	4.6	±0.1	
Non-Hispanic White	94	±1	0	1	7	24	68	±2	4.6	±0.1	
Total Minority	92	±2	0	1	7	24	68	±2	4.6	±0.1	
Non-Hispanic Black	92	±2	0	1	7	25	67	±4	4.6	±0.1	
Hispanic	92	±2	0	1	8	21	70	±4	4.6	±0.1	
Experienced USC	77	±8	3	3	13	28	54	±9	4.3	±0.2	
Not Experienced USC	94	±1	0	1	7	24	68	±2	4.6	±0.1	
Experienced SH	89	±3	1	3	12	34	50	±5	4.3	±0.1	
Not Experienced SH	94	±1	0	1	7	23	69	±2	4.6	±0.1	
FEMALES	92	±1	0	2	7	27	64	±2	4.5	±0.1	
Army	92	±2	0	3	7	30	60	±3	4.5	±0.1	
Navy	94	±2	0	2	7	26	64	±3	4.5	±0.1	
Marine Corps	93	±1	0	1	9	25	65	±2	4.5	±0.1	
Air Force	89	±2	0	1	6	25	68	±2	4.6	±0.1	
Enlisted	91	±1	0	2	7	26	64	±2	4.5	±0.1	
E1 – E4	91	±2	0	2	9	27	62	±2	4.5	±0.1	
E5 – E9	91	±2	0	1	5	26	67	±2	4.6	±0.1	
Officers	93	±2	1	2	6	29	62	±3	4.5	±0.1	
O1 – O3	94	±2	1	3	6	31	59	±3	4.5	±0.1	
O4 – O6	91	±2	1	2	6	26	66	±4	4.5	±0.1	
Experienced USC	85	±4	2	5	12	36	45	±6	4.2	±0.2	
Not Experienced USC	92	±1	0	2	7	26	65	±2	4.5	±0.1	
Experienced SH	90	±2	1	5	10	35	50	±3	4.3	±0.1	
Not Experienced SH	92	±1	0	1	6	25	68	±2	4.6	±0.1	
Deployed Past 12 Months	92	±2	0	2	8	29	61	±3	4.5	±0.1	
Not Deployed Past 12 Months	92	±1	0	2	7	26	64	±2	4.5	±0.1	

Note. Percent responding are active duty members who answered the question and who had training during the past 12 months on topics related to sexual assault (Q80).

81. My Service's sexual assault training...

e. Teaches how to obtain medical care following a sexual assault.

	Percent Responding		Percentages					Max ME	Average Agreement		
			1	2	3	4	5				
Army Enlisted	91	±2	0	3	7	29	60	±3	4.5	±0.1	
E1 – E4	91	±3	0	3	8	30	58	±4	4.4	±0.1	
Army Officers	94	±2	1	2	6	31	60	±4	4.5	±0.1	
Navy Enlisted	94	±2	0	2	8	26	64	±3	4.5	±0.1	
E1 – E4	93	±2	0	2	9	27	61	±4	4.5	±0.1	
Navy Officers	96	±2	1	3	7	26	64	±4	4.5	±0.1	
Marine Corps Enlisted	93	±1	0	1	9	24	66	±2	4.5	±0.1	
E1 – E4	93	±2	0	1	10	24	64	±3	4.5	±0.1	
Marine Corps Officers	93	±2	0	3	7	34	55	±4	4.4	±0.1	
Air Force Enlisted	89	±2	0	1	6	24	69	±3	4.6	±0.1	
E1 – E4	90	±2	0	1	8	23	67	±4	4.6	±0.1	
Air Force Officers	90	±4	0	2	5	30	63	±4	4.5	±0.1	
MALES	94	±1	0	1	7	24	69	±2	4.6	±0.1	
Army	93	±2	0	1	7	25	67	±3	4.6	±0.1	
Navy	94	±2	0	1	8	24	68	±4	4.6	±0.1	
Marine Corps	94	±1	0	1	9	20	71	±2	4.6	±0.1	
Air Force	93	±2	0	1	5	23	71	±3	4.6	±0.1	
Enlisted	93	±1	0	1	7	23	69	±2	4.6	±0.1	
E1 – E4	92	±2	0	1	8	22	69	±3	4.6	±0.1	
E5 – E9	95	±1	0	1	6	23	70	±2	4.6	±0.1	
Officers	95	±2	0	1	6	28	65	±3	4.6	±0.1	
O1 – O3	95	±2	0	2	5	26	67	±4	4.6	±0.1	
O4 – O6	94	±2	0	1	6	32	61	±5	4.5	±0.1	
Experienced USC	71	±13	NR	NR	13	19	64	±18	4.4	±0.4	
Not Experienced USC	94	±1	0	1	7	24	69	±2	4.6	±0.1	
Experienced SH	88	±6	2	1	14	33	50	±9	4.3	±0.2	
Not Experienced SH	94	±1	0	1	7	23	69	±2	4.6	±0.1	
Deployed Past 12 Months	92	±2	0	1	8	26	66	±3	4.6	±0.1	
Not Deployed Past 12 Months	94	±1	0	1	6	22	70	±2	4.6	±0.1	
Army Enlisted	93	±2	0	1	7	24	67	±4	4.6	±0.1	
E1 – E4	93	±3	0	2	9	24	65	±6	4.5	±0.1	
Army Officers	94	±3	0	1	4	29	66	±6	4.6	±0.1	
Navy Enlisted	93	±2	0	0	8	24	68	±4	4.6	±0.1	
E1 – E4	91	±4	1	0	5	24	70	±7	4.6	±0.1	
Navy Officers	98	±2	0	1	8	25	66	±5	4.6	±0.1	
Marine Corps Enlisted	94	±1	0	0	9	19	71	±2	4.6	±0.1	
E1 – E4	93	±2	0	1	11	18	71	±3	4.6	±0.1	
Marine Corps Officers	94	±2	0	2	5	27	66	±3	4.6	±0.1	
Air Force Enlisted	93	±2	0	0	5	21	73	±3	4.7	±0.1	
E1 – E4	91	±3	0	1	6	21	72	±5	4.6	±0.1	
Air Force Officers	94	±3	0	2	7	28	63	±6	4.5	±0.1	

Note. Percent responding are active duty members who answered the question and who had training during the past 12 months on topics related to sexual assault (Q80).
NR: Not reportable

81. My Service's sexual assault training...

f. Explains the role of the chain of command in handling sexual assaults.

1. Strongly disagree 2. Disagree 3. Neither agree nor disagree
 4. Agree 5. Strongly agree

	Percent Responding		Percentages					Max ME	Average Agreement		
			1	2	3	4	5				
TOTAL	92	±1	0	1	7	23	69	±2	4.6	±0.1	
Army	92	±2	0	2	7	25	66	±3	4.6	±0.1	
Navy	94	±2	0	1	8	23	68	±3	4.6	±0.1	
Marine Corps	93	±1	0	0	8	20	71	±2	4.6	±0.1	
Air Force	91	±2	0	1	5	23	71	±2	4.6	±0.1	
Enlisted	92	±1	0	1	7	23	69	±2	4.6	±0.1	
E1 – E4	91	±2	0	1	8	21	69	±3	4.6	±0.1	
E1 – E3	91	±2	0	1	9	19	71	±4	4.6	±0.1	
E4	90	±2	1	2	8	24	66	±4	4.5	±0.1	
E5 – E9	93	±1	0	1	6	24	69	±2	4.6	±0.1	
E5 – E6	93	±2	0	1	7	24	68	±2	4.6	±0.1	
E7 – E9	95	±2	0	1	3	23	73	±3	4.7	±0.1	
Officers	94	±2	0	1	5	27	67	±3	4.6	±0.1	
O1 – O3	95	±2	0	1	5	26	68	±4	4.6	±0.1	
O4 – O6	92	±2	0	0	6	29	65	±4	4.6	±0.1	
Deployed Past 12 Months	91	±2	0	1	7	25	66	±3	4.5	±0.1	
Not Deployed Past 12 Months	93	±1	0	1	6	22	70	±2	4.6	±0.1	
Non-Hispanic White	93	±1	0	1	7	23	69	±2	4.6	±0.1	
Total Minority	91	±2	0	1	7	24	68	±2	4.6	±0.1	
Non-Hispanic Black	91	±2	0	1	6	25	67	±4	4.6	±0.1	
Hispanic	91	±3	0	1	7	22	70	±4	4.6	±0.1	
Experienced USC	74	±8	3	5	14	28	51	±9	4.2	±0.3	
Not Experienced USC	93	±1	0	1	7	23	69	±2	4.6	±0.1	
Experienced SH	88	±3	2	5	14	33	47	±5	4.2	±0.1	
Not Experienced SH	93	±1	0	1	6	23	70	±2	4.6	±0.1	
FEMALES	91	±1	1	2	7	27	63	±2	4.5	±0.1	
Army	91	±2	1	2	8	30	59	±3	4.4	±0.1	
Navy	93	±2	0	2	8	27	63	±3	4.5	±0.1	
Marine Corps	92	±1	0	2	8	25	65	±2	4.5	±0.1	
Air Force	89	±2	0	1	6	25	67	±2	4.6	±0.1	
Enlisted	91	±1	0	2	8	27	63	±2	4.5	±0.1	
E1 – E4	91	±2	0	2	10	26	62	±2	4.5	±0.1	
E5 – E9	90	±2	0	1	6	27	66	±2	4.6	±0.1	
Officers	92	±2	1	2	5	31	61	±3	4.5	±0.1	
O1 – O3	93	±2	1	3	6	32	59	±3	4.5	±0.1	
O4 – O6	91	±2	1	1	4	27	66	±4	4.6	±0.1	
Experienced USC	84	±4	2	4	13	37	45	±6	4.2	±0.2	
Not Experienced USC	91	±1	0	2	7	27	64	±2	4.5	±0.1	
Experienced SH	89	±2	1	4	11	36	48	±3	4.3	±0.1	
Not Experienced SH	92	±1	0	1	7	25	67	±2	4.6	±0.1	
Deployed Past 12 Months	91	±2	1	2	7	30	60	±3	4.5	±0.1	
Not Deployed Past 12 Months	91	±1	0	2	7	27	64	±2	4.5	±0.1	

Note. Percent responding are active duty members who answered the question and who had training during the past 12 months on topics related to sexual assault (Q80).

81. My Service's sexual assault training...

f. Explains the role of the chain of command in handling sexual assaults.

	Percent Responding		Percentages					Max ME	Average Agreement		
			1	2	3	4	5				
Army Enlisted	91	±2	1	2	8	29	59	±3	4.4	±0.1	
E1 – E4	91	±3	1	3	10	29	58	±4	4.4	±0.1	
Army Officers	93	±2	1	3	6	32	59	±4	4.4	±0.1	
Navy Enlisted	93	±2	0	1	9	26	63	±3	4.5	±0.1	
E1 – E4	92	±2	0	1	11	26	61	±4	4.5	±0.1	
Navy Officers	96	±2	1	2	5	28	65	±4	4.5	±0.1	
Marine Corps Enlisted	92	±1	0	1	8	24	66	±2	4.5	±0.1	
E1 – E4	92	±2	0	1	9	25	64	±3	4.5	±0.1	
Marine Corps Officers	94	±2	0	3	7	34	56	±4	4.4	±0.1	
Air Force Enlisted	88	±2	0	1	7	24	68	±3	4.6	±0.1	
E1 – E4	89	±2	0	2	8	24	67	±4	4.5	±0.1	
Air Force Officers	90	±4	0	2	5	31	62	±4	4.5	±0.1	
MALES	93	±1	0	1	7	23	70	±2	4.6	±0.1	
Army	92	±2	0	1	6	24	68	±3	4.6	±0.1	
Navy	94	±2	0	0	8	22	69	±4	4.6	±0.1	
Marine Corps	93	±1	0	0	8	19	72	±2	4.6	±0.1	
Air Force	92	±2	0	1	5	22	72	±3	4.7	±0.1	
Enlisted	92	±1	0	1	7	22	70	±2	4.6	±0.1	
E1 – E4	91	±2	0	1	8	21	70	±3	4.6	±0.1	
E5 – E9	94	±1	0	1	6	23	70	±2	4.6	±0.1	
Officers	95	±2	0	0	5	26	68	±3	4.6	±0.1	
O1 – O3	95	±2	0	0	5	24	70	±4	4.6	±0.1	
O4 – O6	92	±3	0	0	6	29	65	±5	4.6	±0.1	
Experienced USC	66	±14	NR	NR	14	18	NR	±17	4.2	±0.5	
Not Experienced USC	93	±1	0	1	7	23	70	±2	4.6	±0.1	
Experienced SH	86	±6	2	6	17	29	45	±9	4.1	±0.2	
Not Experienced SH	93	±1	0	1	6	22	71	±2	4.6	±0.1	
Deployed Past 12 Months	91	±2	0	1	7	25	66	±3	4.6	±0.1	
Not Deployed Past 12 Months	94	±1	0	1	6	22	71	±2	4.6	±0.1	
Army Enlisted	92	±2	0	2	7	24	68	±4	4.6	±0.1	
E1 – E4	90	±3	0	2	8	23	67	±5	4.5	±0.1	
Army Officers	94	±3	0	0	5	27	68	±6	4.6	±0.1	
Navy Enlisted	93	±2	0	1	8	22	69	±4	4.6	±0.1	
E1 – E4	91	±4	1	0	8	21	70	±7	4.6	±0.1	
Navy Officers	98	±2	0	0	5	23	72	±5	4.7	±0.1	
Marine Corps Enlisted	93	±1	0	0	9	18	72	±2	4.6	±0.1	
E1 – E4	92	±2	0	0	11	18	71	±3	4.6	±0.1	
Marine Corps Officers	93	±2	0	0	3	27	70	±3	4.6	±0.1	
Air Force Enlisted	92	±2	0	1	4	21	73	±3	4.7	±0.1	
E1 – E4	90	±4	0	1	6	20	73	±5	4.6	±0.1	
Air Force Officers	93	±3	0	0	6	27	66	±6	4.6	±0.1	

Note. Percent responding are active duty members who answered the question and who had training during the past 12 months on topics related to sexual assault (Q80).
NR: Not reportable

81. My Service's sexual assault training...

g. Explains the reporting options available if a sexual assault occurs.

1. Strongly disagree 2. Disagree 3. Neither agree nor disagree
 4. Agree 5. Strongly agree

	Percent Responding		Percentages					Max ME	Average Agreement		
			1	2	3	4	5				
TOTAL	93	±1	0	0	6	23	71	±2	4.6	±0.1	
Army	93	±2	0	1	6	25	68	±3	4.6	±0.1	
Navy	94	±2	0	1	6	22	71	±3	4.6	±0.1	
Marine Corps	94	±1	0	0	8	19	73	±2	4.7	±0.1	
Air Force	93	±2	0	0	3	22	74	±2	4.7	±0.1	
Enlisted	93	±1	0	0	6	22	71	±2	4.6	±0.1	
E1 – E4	92	±2	0	1	7	22	70	±3	4.6	±0.1	
E1 – E3	93	±2	0	1	7	20	72	±4	4.6	±0.1	
E4	92	±2	0	1	7	25	67	±4	4.6	±0.1	
E5 – E9	94	±1	0	0	5	22	72	±2	4.7	±0.1	
E5 – E6	94	±1	0	0	6	22	71	±2	4.7	±0.1	
E7 – E9	96	±2	0	0	2	23	75	±3	4.7	±0.1	
Officers	95	±2	0	1	3	26	70	±3	4.7	±0.1	
O1 – O3	95	±2	0	1	4	25	71	±4	4.7	±0.1	
O4 – O6	93	±2	0	1	3	28	68	±4	4.6	±0.1	
Deployed Past 12 Months	92	±2	0	1	6	25	68	±3	4.6	±0.1	
Not Deployed Past 12 Months	94	±1	0	0	5	22	72	±2	4.7	±0.1	
Non-Hispanic White	94	±1	0	1	5	23	71	±2	4.6	±0.1	
Total Minority	93	±2	0	0	6	23	70	±2	4.6	±0.1	
Non-Hispanic Black	92	±2	0	0	5	24	71	±3	4.6	±0.1	
Hispanic	92	±2	0	0	6	21	72	±4	4.7	±0.1	
Experienced USC	77	±8	3	3	11	28	55	±9	4.3	±0.2	
Not Experienced USC	94	±1	0	0	5	23	71	±2	4.6	±0.1	
Experienced SH	89	±3	1	2	9	36	52	±5	4.4	±0.1	
Not Experienced SH	94	±1	0	0	5	22	72	±2	4.7	±0.1	
FEMALES	92	±1	0	1	5	27	67	±2	4.6	±0.1	
Army	92	±2	0	1	6	30	63	±3	4.5	±0.1	
Navy	94	±2	0	0	6	26	68	±3	4.6	±0.1	
Marine Corps	94	±1	0	1	6	23	70	±2	4.6	±0.1	
Air Force	89	±2	0	0	4	25	70	±2	4.7	±0.1	
Enlisted	91	±1	0	0	6	26	67	±2	4.6	±0.1	
E1 – E4	91	±2	0	0	7	27	65	±2	4.6	±0.1	
E5 – E9	91	±2	0	0	4	26	70	±2	4.6	±0.1	
Officers	94	±2	0	1	3	29	66	±2	4.6	±0.1	
O1 – O3	94	±2	0	1	4	30	65	±3	4.6	±0.1	
O4 – O6	92	±2	0	1	2	27	69	±4	4.6	±0.1	
Experienced USC	84	±4	2	2	8	39	49	±6	4.3	±0.1	
Not Experienced USC	92	±1	0	0	5	26	68	±2	4.6	±0.1	
Experienced SH	89	±2	1	1	7	38	53	±3	4.4	±0.1	
Not Experienced SH	93	±1	0	0	5	24	71	±2	4.7	±0.1	
Deployed Past 12 Months	92	±2	0	1	5	30	64	±3	4.6	±0.1	
Not Deployed Past 12 Months	92	±1	0	0	5	26	68	±2	4.6	±0.1	

Note. Percent responding are active duty members who answered the question and who had training during the past 12 months on topics related to sexual assault (Q80).

81. My Service's sexual assault training...

g. Explains the reporting options available if a sexual assault occurs.

	Percent Responding		Percentages					Max ME	Average Agreement		
			1	2	3	4	5				
Army Enlisted	91	±2	0	1	6	29	63	±3	4.5	±0.1	
E1 – E4	91	±3	1	1	7	30	61	±4	4.5	±0.1	
Army Officers	94	±2	1	1	4	32	63	±4	4.5	±0.1	
Navy Enlisted	93	±2	0	0	6	26	67	±3	4.6	±0.1	
E1 – E4	93	±2	0	0	8	27	65	±4	4.6	±0.1	
Navy Officers	97	±2	0	1	2	25	71	±4	4.6	±0.1	
Marine Corps Enlisted	94	±1	0	1	7	22	70	±2	4.6	±0.1	
E1 – E4	93	±2	0	1	7	23	69	±3	4.6	±0.1	
Marine Corps Officers	94	±2	0	1	3	32	64	±5	4.6	±0.1	
Air Force Enlisted	89	±2	0	0	5	24	71	±3	4.7	±0.1	
E1 – E4	90	±2	0	0	6	24	70	±4	4.6	±0.1	
Air Force Officers	90	±4	0	1	3	28	68	±4	4.6	±0.1	
MALES	94	±1	0	0	6	22	71	±2	4.6	±0.1	
Army	94	±2	0	0	6	24	69	±3	4.6	±0.1	
Navy	94	±2	0	1	6	22	71	±4	4.6	±0.1	
Marine Corps	94	±1	0	0	8	19	74	±2	4.7	±0.1	
Air Force	93	±2	0	0	3	22	75	±3	4.7	±0.1	
Enlisted	94	±1	0	0	6	22	72	±2	4.6	±0.1	
E1 – E4	93	±2	0	1	7	22	71	±3	4.6	±0.1	
E5 – E9	95	±1	0	0	5	22	73	±2	4.7	±0.1	
Officers	95	±2	0	1	3	25	71	±3	4.7	±0.1	
O1 – O3	95	±2	0	1	3	23	72	±4	4.7	±0.1	
O4 – O6	93	±3	0	0	3	28	68	±5	4.6	±0.1	
Experienced USC	71	±13	NR	NR	14	16	NR	±16	4.3	±0.4	
Not Experienced USC	94	±1	0	0	6	22	72	±2	4.6	±0.1	
Experienced SH	89	±6	1	3	11	33	52	±9	4.3	±0.2	
Not Experienced SH	94	±1	0	0	5	22	72	±2	4.7	±0.1	
Deployed Past 12 Months	92	±2	0	1	6	25	68	±3	4.6	±0.1	
Not Deployed Past 12 Months	94	±1	0	0	5	21	73	±2	4.7	±0.1	
Army Enlisted	94	±2	0	0	6	24	69	±4	4.6	±0.1	
E1 – E4	93	±3	0	1	8	24	68	±5	4.6	±0.1	
Army Officers	94	±3	0	1	3	26	69	±5	4.6	±0.1	
Navy Enlisted	94	±2	0	1	7	22	71	±4	4.6	±0.1	
E1 – E4	92	±4	1	1	6	21	71	±7	4.6	±0.1	
Navy Officers	98	±2	0	0	3	23	74	±5	4.7	±0.1	
Marine Corps Enlisted	94	±1	0	0	8	18	74	±2	4.7	±0.1	
E1 – E4	93	±2	0	0	10	17	73	±3	4.6	±0.1	
Marine Corps Officers	94	±2	0	1	3	25	71	±3	4.7	±0.1	
Air Force Enlisted	93	±2	0	0	3	21	75	±3	4.7	±0.1	
E1 – E4	92	±3	0	0	4	21	74	±5	4.7	±0.1	
Air Force Officers	94	±3	0	1	3	26	71	±6	4.7	±0.1	

Note. Percent responding are active duty members who answered the question and who had training during the past 12 months on topics related to sexual assault (Q80).
NR: Not reportable

81. My Service's sexual assault training...**h. Identifies the points of contact for reporting sexual assault (e.g., SARC, Victims' Advocate).**1. Strongly disagree
4. Agree2. Disagree
5. Strongly agree

3. Neither agree nor disagree

	Percent Responding		Percentages					Max ME	Average Agreement		
			1	2	3	4	5				
TOTAL	94	±1	0	1	6	23	70	±2	4.6	±0.1	
Army	94	±2	0	1	7	25	67	±3	4.6	±0.1	
Navy	94	±2	0	1	7	22	70	±3	4.6	±0.1	
Marine Corps	94	±1	0	0	8	19	73	±2	4.6	±0.1	
Air Force	93	±2	0	0	4	22	74	±2	4.7	±0.1	
Enlisted	94	±1	0	1	7	22	70	±2	4.6	±0.1	
E1 – E4	92	±2	0	1	8	23	69	±3	4.6	±0.1	
E1 – E3	93	±2	0	1	8	20	72	±4	4.6	±0.1	
E4	92	±2	0	1	8	26	65	±4	4.5	±0.1	
E5 – E9	95	±1	0	1	6	22	72	±2	4.6	±0.1	
E5 – E6	94	±1	0	1	7	22	70	±2	4.6	±0.1	
E7 – E9	96	±2	0	0	3	21	75	±3	4.7	±0.1	
Officers	95	±1	0	0	5	26	69	±3	4.6	±0.1	
O1 – O3	96	±2	0	0	5	25	69	±4	4.6	±0.1	
O4 – O6	94	±2	0	1	4	26	69	±4	4.6	±0.1	
Deployed Past 12 Months	93	±2	0	1	7	25	67	±3	4.6	±0.1	
Not Deployed Past 12 Months	94	±1	0	1	6	22	71	±2	4.6	±0.1	
Non-Hispanic White	94	±1	0	1	6	22	70	±2	4.6	±0.1	
Total Minority	93	±2	0	1	7	23	69	±2	4.6	±0.1	
Non-Hispanic Black	93	±2	0	1	6	24	69	±4	4.6	±0.1	
Hispanic	92	±2	0	0	7	22	70	±4	4.6	±0.1	
Experienced USC	75	±8	3	2	11	32	52	±9	4.3	±0.2	
Not Experienced USC	94	±1	0	1	6	23	70	±2	4.6	±0.1	
Experienced SH	89	±3	1	2	10	35	51	±5	4.3	±0.1	
Not Experienced SH	94	±1	0	1	6	22	71	±2	4.6	±0.1	
FEMALES	92	±1	0	1	6	26	66	±2	4.6	±0.1	
Army	93	±2	1	2	7	29	61	±3	4.5	±0.1	
Navy	94	±2	0	1	7	25	67	±3	4.6	±0.1	
Marine Corps	94	±1	0	1	7	24	69	±2	4.6	±0.1	
Air Force	90	±2	0	0	5	24	71	±2	4.7	±0.1	
Enlisted	92	±1	0	1	7	25	67	±2	4.6	±0.1	
E1 – E4	92	±1	0	1	8	26	64	±2	4.5	±0.1	
E5 – E9	92	±2	0	1	5	25	69	±2	4.6	±0.1	
Officers	94	±2	1	1	4	29	65	±2	4.6	±0.1	
O1 – O3	95	±2	1	1	5	29	64	±3	4.5	±0.1	
O4 – O6	92	±2	0	2	4	27	68	±4	4.6	±0.1	
Experienced USC	85	±4	2	4	9	37	48	±6	4.3	±0.2	
Not Experienced USC	93	±1	0	1	6	25	67	±2	4.6	±0.1	
Experienced SH	90	±2	1	3	8	36	52	±3	4.4	±0.1	
Not Experienced SH	93	±1	0	1	6	23	71	±2	4.6	±0.1	
Deployed Past 12 Months	92	±2	0	1	6	29	63	±3	4.5	±0.1	
Not Deployed Past 12 Months	92	±1	0	1	6	25	67	±2	4.6	±0.1	

Note. Percent responding are active duty members who answered the question and who had training during the past 12 months on topics related to sexual assault (Q80).

81. My Service's sexual assault training...

h. Identifies the points of contact for reporting sexual assault (e.g., SARC, Victims' Advocate).

	Percent Responding	Percentages					Max ME	Average Agreement	
		1	2	3	4	5			
Army Enlisted	92 ±2	1	2	8	28	62	±3	4.5 ±0.1	
E1 – E4	92 ±2	1	2	9	29	59	±4	4.4 ±0.1	
Army Officers	95 ±2	1	2	6	30	61	±4	4.5 ±0.1	
Navy Enlisted	93 ±2	0	1	7	25	67	±3	4.6 ±0.1	
E1 – E4	93 ±2	0	1	9	25	65	±4	4.5 ±0.1	
Navy Officers	96 ±2	0	2	4	26	68	±4	4.6 ±0.1	
Marine Corps Enlisted	94 ±1	0	1	7	23	69	±2	4.6 ±0.1	
E1 – E4	94 ±2	0	1	8	24	68	±3	4.6 ±0.1	
Marine Corps Officers	95 ±2	0	1	4	32	64	±5	4.6 ±0.1	
Air Force Enlisted	90 ±2	0	0	5	23	72	±3	4.7 ±0.1	
E1 – E4	90 ±2	0	0	6	23	71	±4	4.6 ±0.1	
Air Force Officers	91 ±4	0	1	3	28	69	±4	4.6 ±0.1	
MALES	94 ±1	0	1	6	22	71	±2	4.6 ±0.1	
Army	94 ±2	0	1	7	24	67	±3	4.6 ±0.1	
Navy	95 ±2	0	1	7	21	70	±4	4.6 ±0.1	
Marine Corps	94 ±1	0	0	8	19	73	±2	4.6 ±0.1	
Air Force	94 ±2	0	0	3	22	75	±3	4.7 ±0.1	
Enlisted	94 ±1	0	1	7	22	71	±2	4.6 ±0.1	
E1 – E4	93 ±2	0	1	8	22	69	±3	4.6 ±0.1	
E5 – E9	95 ±1	0	1	6	21	72	±2	4.6 ±0.1	
Officers	95 ±2	0	0	5	25	70	±3	4.6 ±0.1	
O1 – O3	96 ±2	0	0	5	25	70	±4	4.6 ±0.1	
O4 – O6	94 ±2	0	0	4	26	69	±5	4.6 ±0.1	
Experienced USC	67 ±14	NR	NR	13	NR	NR	±17	4.3 ±0.4	
Not Experienced USC	94 ±1	0	1	6	22	71	±2	4.6 ±0.1	
Experienced SH	87 ±6	1	2	12	33	51	±9	4.3 ±0.2	
Not Experienced SH	94 ±1	0	1	6	22	71	±2	4.6 ±0.1	
Deployed Past 12 Months	93 ±2	0	1	8	24	67	±3	4.6 ±0.1	
Not Deployed Past 12 Months	95 ±1	0	1	6	21	72	±2	4.6 ±0.1	
Army Enlisted	94 ±2	0	1	8	24	67	±4	4.6 ±0.1	
E1 – E4	93 ±3	0	1	9	25	65	±5	4.5 ±0.1	
Army Officers	94 ±3	0	0	6	26	68	±6	4.6 ±0.1	
Navy Enlisted	94 ±2	0	1	7	21	70	±4	4.6 ±0.1	
E1 – E4	91 ±4	1	1	6	22	71	±7	4.6 ±0.1	
Navy Officers	98 ±2	0	1	5	22	73	±5	4.7 ±0.1	
Marine Corps Enlisted	94 ±1	0	0	9	18	73	±2	4.6 ±0.1	
E1 – E4	93 ±2	0	0	11	17	72	±3	4.6 ±0.1	
Marine Corps Officers	94 ±2	0	0	3	25	72	±3	4.7 ±0.1	
Air Force Enlisted	93 ±2	0	0	3	20	76	±3	4.7 ±0.1	
E1 – E4	92 ±3	0	0	4	20	75	±5	4.7 ±0.1	
Air Force Officers	95 ±3	0	1	4	26	69	±6	4.6 ±0.1	

Note. Percent responding are active duty members who answered the question and who had training during the past 12 months on topics related to sexual assault (Q80).
NR: Not reportable

81. My Service's sexual assault training...

i. Explains how sexual assault is a mission readiness problem.

1. Strongly disagree
4. Agree

2. Disagree
5. Strongly agree

3. Neither agree nor disagree

	Percent Responding		Percentages					Max ME	Average Agreement		
			1	2	3	4	5				
TOTAL	94	±1	0	1	6	23	70	±2	4.6	±0.1	
Army	94	±2	0	1	7	25	67	±3	4.6	±0.1	
Navy	94	±2	0	0	7	22	71	±3	4.6	±0.1	
Marine Corps	94	±1	0	0	8	19	72	±2	4.6	±0.1	
Air Force	93	±2	0	0	4	22	73	±2	4.7	±0.1	
Enlisted	93	±1	0	1	7	22	70	±2	4.6	±0.1	
E1 – E4	92	±2	0	1	8	22	69	±3	4.6	±0.1	
E1 – E3	92	±2	0	0	8	20	71	±4	4.6	±0.1	
E4	92	±2	0	1	8	24	66	±4	4.5	±0.1	
E5 – E9	95	±1	0	0	5	22	72	±2	4.7	±0.1	
E5 – E6	94	±1	0	1	6	23	70	±2	4.6	±0.1	
E7 – E9	97	±2	0	0	3	21	76	±3	4.7	±0.1	
Officers	95	±1	0	1	4	25	70	±3	4.6	±0.1	
O1 – O3	96	±2	0	1	4	24	70	±4	4.6	±0.1	
O4 – O6	94	±2	0	0	3	27	69	±4	4.6	±0.1	
Deployed Past 12 Months	93	±2	0	1	7	25	67	±3	4.6	±0.1	
Not Deployed Past 12 Months	94	±1	0	0	6	22	72	±2	4.6	±0.1	
Non-Hispanic White	94	±1	0	1	6	23	71	±2	4.6	±0.1	
Total Minority	93	±2	0	1	6	23	70	±2	4.6	±0.1	
Non-Hispanic Black	92	±2	0	1	6	24	69	±4	4.6	±0.1	
Hispanic	92	±2	0	0	6	21	72	±4	4.6	±0.1	
Experienced USC	77	±8	3	2	13	27	56	±9	4.3	±0.2	
Not Experienced USC	94	±1	0	1	6	23	71	±2	4.6	±0.1	
Experienced SH	89	±3	1	2	10	34	52	±5	4.3	±0.1	
Not Experienced SH	94	±1	0	1	6	22	72	±2	4.6	±0.1	
FEMALES	92	±1	0	1	7	27	65	±2	4.6	±0.1	
Army	92	±2	1	2	7	30	61	±3	4.5	±0.1	
Navy	94	±2	0	1	7	25	67	±3	4.6	±0.1	
Marine Corps	94	±1	0	1	8	24	67	±2	4.5	±0.1	
Air Force	90	±2	0	1	5	25	69	±2	4.6	±0.1	
Enlisted	92	±1	0	1	7	26	65	±2	4.5	±0.1	
E1 – E4	92	±2	0	1	9	27	63	±2	4.5	±0.1	
E5 – E9	92	±2	0	1	5	26	68	±2	4.6	±0.1	
Officers	93	±2	0	1	4	29	65	±2	4.6	±0.1	
O1 – O3	94	±2	0	1	5	29	64	±3	4.6	±0.1	
O4 – O6	92	±2	0	2	3	28	67	±4	4.6	±0.1	
Experienced USC	85	±4	2	4	12	36	46	±6	4.2	±0.2	
Not Experienced USC	93	±1	0	1	6	26	66	±2	4.6	±0.1	
Experienced SH	90	±2	1	3	9	36	51	±3	4.3	±0.1	
Not Experienced SH	93	±1	0	1	6	24	69	±2	4.6	±0.1	
Deployed Past 12 Months	92	±2	0	1	7	29	62	±3	4.5	±0.1	
Not Deployed Past 12 Months	92	±1	0	1	6	26	66	±2	4.6	±0.1	

Note. Percent responding are active duty members who answered the question and who had training during the past 12 months on topics related to sexual assault (Q80).

81. My Service's sexual assault training...

i. Explains how sexual assault is a mission readiness problem.

	Percent Responding		Percentages					Max ME	Average Agreement		
			1	2	3	4	5				
Army Enlisted	92	±2	1	2	7	30	61	±3	4.5	±0.1	
E1 – E4	91	±2	1	2	8	30	59	±4	4.4	±0.1	
Army Officers	94	±2	1	1	6	30	62	±4	4.5	±0.1	
Navy Enlisted	93	±2	0	1	8	25	65	±3	4.5	±0.1	
E1 – E4	93	±2	0	1	10	25	63	±4	4.5	±0.1	
Navy Officers	96	±2	0	0	2	25	72	±4	4.7	±0.1	
Marine Corps Enlisted	93	±1	0	1	8	23	67	±2	4.6	±0.1	
E1 – E4	93	±2	0	1	9	23	66	±3	4.5	±0.1	
Marine Corps Officers	94	±2	1	1	6	33	60	±5	4.5	±0.1	
Air Force Enlisted	90	±2	0	0	5	24	70	±3	4.6	±0.1	
E1 – E4	90	±2	0	1	7	24	68	±4	4.6	±0.1	
Air Force Officers	90	±4	0	2	4	30	64	±4	4.6	±0.1	
MALES	94	±1	0	1	6	22	71	±2	4.6	±0.1	
Army	94	±2	0	1	6	24	68	±3	4.6	±0.1	
Navy	94	±2	0	0	7	21	72	±4	4.6	±0.1	
Marine Corps	94	±1	0	0	8	19	73	±2	4.6	±0.1	
Air Force	93	±2	0	0	4	21	74	±3	4.7	±0.1	
Enlisted	94	±1	0	1	7	21	71	±2	4.6	±0.1	
E1 – E4	92	±2	0	1	8	21	70	±3	4.6	±0.1	
E5 – E9	95	±1	0	0	5	22	73	±2	4.7	±0.1	
Officers	95	±2	0	1	4	25	71	±3	4.7	±0.1	
O1 – O3	96	±2	0	1	4	23	72	±4	4.7	±0.1	
O4 – O6	94	±2	0	0	3	27	69	±5	4.6	±0.1	
Experienced USC	70	±13	NR	NR	13	18	66	±18	4.4	±0.4	
Not Experienced USC	94	±1	0	1	6	22	71	±2	4.6	±0.1	
Experienced SH	89	±6	1	1	12	33	53	±9	4.3	±0.2	
Not Experienced SH	94	±1	0	1	6	21	72	±2	4.6	±0.1	
Deployed Past 12 Months	93	±2	0	1	7	24	68	±3	4.6	±0.1	
Not Deployed Past 12 Months	94	±1	0	0	6	21	73	±2	4.7	±0.1	
Army Enlisted	94	±2	0	1	7	23	68	±4	4.6	±0.1	
E1 – E4	93	±3	0	1	9	23	66	±5	4.5	±0.1	
Army Officers	95	±3	0	1	3	27	68	±6	4.6	±0.1	
Navy Enlisted	94	±2	0	0	7	21	71	±4	4.6	±0.1	
E1 – E4	91	±4	1	0	7	21	72	±7	4.6	±0.1	
Navy Officers	98	±2	0	0	2	21	77	±5	4.7	±0.1	
Marine Corps Enlisted	94	±1	0	0	9	18	73	±2	4.6	±0.1	
E1 – E4	93	±2	0	0	10	17	72	±3	4.6	±0.1	
Marine Corps Officers	94	±2	0	0	4	27	69	±3	4.6	±0.1	
Air Force Enlisted	93	±2	0	0	4	21	75	±3	4.7	±0.1	
E1 – E4	92	±3	0	1	5	21	74	±5	4.7	±0.1	
Air Force Officers	94	±3	0	1	5	24	71	±6	4.6	±0.1	

Note. Percent responding are active duty members who answered the question and who had training during the past 12 months on topics related to sexual assault (Q80).
NR: Not reportable

81. My Service's sexual assault training...**j. Explains the resources available to victims (e.g., Safe Helpline).**1. Strongly disagree
4. Agree2. Disagree
5. Strongly agree

3. Neither agree nor disagree

	Percent Responding		Percentages					Max ME	Average Agreement		
			1	2	3	4	5				
TOTAL	94	±1	0	1	6	23	69	±2	4.6	±0.1	
Army	94	±2	0	1	7	25	67	±3	4.6	±0.1	
Navy	94	±2	0	1	7	23	69	±3	4.6	±0.1	
Marine Corps	94	±1	0	0	8	20	72	±2	4.6	±0.1	
Air Force	93	±2	0	0	4	23	72	±2	4.7	±0.1	
Enlisted	93	±1	0	1	7	23	70	±2	4.6	±0.1	
E1 – E4	92	±2	0	1	8	23	68	±3	4.6	±0.1	
E1 – E3	93	±2	0	1	8	20	71	±4	4.6	±0.1	
E4	92	±2	0	1	8	25	66	±4	4.5	±0.1	
E5 – E9	94	±1	0	0	6	22	71	±2	4.6	±0.1	
E5 – E6	94	±1	0	1	7	22	70	±2	4.6	±0.1	
E7 – E9	96	±2	0	0	3	22	74	±3	4.7	±0.1	
Officers	95	±1	0	1	4	27	68	±3	4.6	±0.1	
O1 – O3	96	±2	0	1	5	26	69	±4	4.6	±0.1	
O4 – O6	94	±2	0	0	4	29	66	±4	4.6	±0.1	
Deployed Past 12 Months	93	±2	0	1	7	25	67	±3	4.6	±0.1	
Not Deployed Past 12 Months	94	±1	0	0	6	22	71	±2	4.6	±0.1	
Non-Hispanic White	94	±1	0	1	6	23	69	±2	4.6	±0.1	
Total Minority	93	±2	0	0	7	23	69	±2	4.6	±0.1	
Non-Hispanic Black	92	±2	0	0	6	24	69	±4	4.6	±0.1	
Hispanic	92	±2	0	1	6	22	71	±4	4.6	±0.1	
Experienced USC	77	±8	3	2	12	34	49	±10	4.2	±0.2	
Not Experienced USC	94	±1	0	1	6	23	70	±2	4.6	±0.1	
Experienced SH	89	±3	2	2	11	36	50	±5	4.3	±0.1	
Not Experienced SH	94	±1	0	0	6	22	71	±2	4.6	±0.1	
FEMALES	92	±1	0	1	7	27	65	±2	4.6	±0.1	
Army	92	±2	1	2	8	30	61	±3	4.5	±0.1	
Navy	94	±2	0	1	7	26	66	±3	4.6	±0.1	
Marine Corps	93	±1	0	1	7	25	67	±2	4.6	±0.1	
Air Force	90	±2	0	1	5	25	69	±2	4.6	±0.1	
Enlisted	92	±1	0	1	7	26	65	±2	4.6	±0.1	
E1 – E4	91	±2	0	1	8	27	63	±2	4.5	±0.1	
E5 – E9	92	±2	0	1	5	25	68	±2	4.6	±0.1	
Officers	94	±2	1	2	5	29	63	±2	4.5	±0.1	
O1 – O3	94	±2	0	2	6	29	63	±3	4.5	±0.1	
O4 – O6	92	±2	1	1	4	27	66	±4	4.6	±0.1	
Experienced USC	85	±4	2	3	12	38	45	±6	4.2	±0.1	
Not Experienced USC	92	±1	0	1	6	26	66	±2	4.6	±0.1	
Experienced SH	90	±2	1	2	10	37	50	±3	4.3	±0.1	
Not Experienced SH	93	±1	0	1	6	24	70	±2	4.6	±0.1	
Deployed Past 12 Months	92	±2	0	1	7	29	63	±3	4.5	±0.1	
Not Deployed Past 12 Months	92	±1	0	1	7	26	66	±2	4.6	±0.1	

Note. Percent responding are active duty members who answered the question and who had training during the past 12 months on topics related to sexual assault (Q80).

81. My Service's sexual assault training...

j. Explains the resources available to victims (e.g., Safe Helpline).

	Percent Responding	Percentages					Max ME	Average Agreement	
		1	2	3	4	5			
Army Enlisted	92 ±2	0	2	8	29	61	±3	4.5 ±0.1	
E1 – E4	91 ±3	0	2	9	30	58	±4	4.4 ±0.1	
Army Officers	95 ±2	1	2	6	31	60	±4	4.5 ±0.1	
Navy Enlisted	93 ±2	0	1	7	26	66	±3	4.6 ±0.1	
E1 – E4	92 ±2	0	1	9	27	64	±4	4.5 ±0.1	
Navy Officers	96 ±2	1	2	4	26	67	±4	4.6 ±0.1	
Marine Corps Enlisted	93 ±1	0	1	7	24	68	±2	4.6 ±0.1	
E1 – E4	93 ±2	0	1	8	25	66	±3	4.6 ±0.1	
Marine Corps Officers	94 ±2	0	1	4	36	58	±4	4.5 ±0.1	
Air Force Enlisted	89 ±2	0	0	5	24	70	±3	4.6 ±0.1	
E1 – E4	90 ±2	0	0	7	24	69	±4	4.6 ±0.1	
Air Force Officers	91 ±4	0	1	5	28	66	±4	4.6 ±0.1	
MALES	94 ±1	0	1	6	23	70	±2	4.6 ±0.1	
Army	94 ±2	0	1	7	25	68	±3	4.6 ±0.1	
Navy	94 ±2	0	1	7	22	70	±4	4.6 ±0.1	
Marine Corps	94 ±1	0	0	8	19	73	±2	4.6 ±0.1	
Air Force	93 ±2	0	0	4	22	73	±3	4.7 ±0.1	
Enlisted	94 ±1	0	1	7	22	70	±2	4.6 ±0.1	
E1 – E4	93 ±2	0	1	8	22	69	±3	4.6 ±0.1	
E5 – E9	95 ±1	0	0	6	22	72	±2	4.6 ±0.1	
Officers	95 ±2	0	0	4	27	69	±3	4.6 ±0.1	
O1 – O3	96 ±2	0	0	4	25	70	±4	4.6 ±0.1	
O4 – O6	94 ±2	0	0	4	29	66	±5	4.6 ±0.1	
Experienced USC	70 ±13	NR	2	12	NR	NR	±16	4.3 ±0.4	
Not Experienced USC	94 ±1	0	1	6	23	70	±2	4.6 ±0.1	
Experienced SH	89 ±6	2	3	11	34	49	±9	4.3 ±0.2	
Not Experienced SH	94 ±1	0	0	6	22	71	±2	4.6 ±0.1	
Deployed Past 12 Months	93 ±2	0	1	7	25	67	±3	4.6 ±0.1	
Not Deployed Past 12 Months	94 ±1	0	0	6	22	72	±2	4.6 ±0.1	
Army Enlisted	94 ±2	0	1	8	24	68	±4	4.6 ±0.1	
E1 – E4	93 ±3	0	1	9	24	66	±5	4.5 ±0.1	
Army Officers	95 ±3	0	0	4	28	67	±6	4.6 ±0.1	
Navy Enlisted	94 ±2	1	1	7	22	70	±4	4.6 ±0.1	
E1 – E4	92 ±4	1	1	6	22	70	±7	4.6 ±0.1	
Navy Officers	98 ±2	0	0	4	23	72	±5	4.7 ±0.1	
Marine Corps Enlisted	94 ±1	0	0	9	18	73	±2	4.6 ±0.1	
E1 – E4	93 ±2	0	0	10	17	72	±3	4.6 ±0.1	
Marine Corps Officers	94 ±2	0	1	3	26	70	±3	4.6 ±0.1	
Air Force Enlisted	93 ±2	0	0	4	21	74	±3	4.7 ±0.1	
E1 – E4	92 ±3	0	0	5	22	73	±5	4.7 ±0.1	
Air Force Officers	94 ±3	0	0	4	27	69	±6	4.6 ±0.1	

Note. Percent responding are active duty members who answered the question and who had training during the past 12 months on topics related to sexual assault (Q80).

NR: Not reportable

82. In your opinion, how effective was the training you received in...

a. Actually reducing/preventing sexual assault or behaviors related to sexual assault?

	Percent Responding		Percentages				Max ME	Average Effectiveness of Training		
			1	2	3	4				
Army Enlisted	92	±2	4	12	34	50	±3	3.3	±0.1	
E1 – E4	91	±2	5	12	34	50	±4	3.3	±0.1	
Army Officers	94	±2	6	19	36	39	±4	3.1	±0.1	
Navy Enlisted	94	±2	4	10	35	51	±3	3.3	±0.1	
E1 – E4	93	±2	5	11	36	48	±4	3.3	±0.1	
Navy Officers	96	±2	4	15	41	39	±4	3.2	±0.1	
Marine Corps Enlisted	93	±1	4	12	35	49	±2	3.3	±0.1	
E1 – E4	93	±2	4	12	35	49	±3	3.3	±0.1	
Marine Corps Officers	94	±2	7	20	46	28	±4	2.9	±0.1	
Air Force Enlisted	89	±2	2	9	32	58	±3	3.5	±0.1	
E1 – E4	90	±2	2	8	33	57	±4	3.5	±0.1	
Air Force Officers	90	±4	4	17	39	40	±4	3.2	±0.1	
MALES	94	±1	4	8	31	58	±2	3.4	±0.1	
Army	94	±2	5	9	31	56	±3	3.4	±0.1	
Navy	95	±2	3	8	31	58	±4	3.4	±0.1	
Marine Corps	94	±1	3	8	29	60	±2	3.5	±0.1	
Air Force	94	±2	2	7	31	59	±3	3.5	±0.1	
Enlisted	94	±1	3	7	29	60	±2	3.5	±0.1	
E1 – E4	92	±2	3	7	29	61	±3	3.5	±0.1	
E5 – E9	95	±1	3	7	30	60	±2	3.5	±0.1	
Officers	96	±2	5	13	37	45	±3	3.2	±0.1	
O1 – O3	96	±2	6	12	36	46	±4	3.2	±0.1	
O4 – O6	94	±2	5	15	39	41	±5	3.2	±0.1	
Experienced USC	71	±13	13	9	NR	NR	±17	3.2	±0.4	
Not Experienced USC	94	±1	3	8	31	58	±2	3.4	±0.1	
Experienced SH	88	±6	10	18	42	31	±9	2.9	±0.2	
Not Experienced SH	94	±1	3	8	30	59	±2	3.4	±0.1	
Deployed Past 12 Months	93	±2	4	8	33	54	±3	3.4	±0.1	
Not Deployed Past 12 Months	95	±1	3	8	29	60	±2	3.5	±0.1	
Army Enlisted	94	±2	4	8	30	58	±4	3.4	±0.1	
E1 – E4	93	±3	4	7	31	58	±6	3.4	±0.1	
Army Officers	95	±3	8	13	33	46	±6	3.2	±0.1	
Navy Enlisted	94	±2	2	8	30	60	±4	3.5	±0.1	
E1 – E4	92	±4	4	8	28	60	±7	3.4	±0.2	
Navy Officers	98	±2	3	11	37	48	±5	3.3	±0.1	
Marine Corps Enlisted	94	±1	3	7	27	62	±2	3.5	±0.1	
E1 – E4	93	±2	3	7	27	64	±3	3.5	±0.1	
Marine Corps Officers	94	±2	5	15	38	43	±3	3.2	±0.1	
Air Force Enlisted	93	±2	2	5	28	64	±3	3.5	±0.1	
E1 – E4	91	±3	2	5	29	64	±6	3.6	±0.1	
Air Force Officers	95	±3	3	13	42	42	±6	3.2	±0.1	

Note. Percent responding are active duty members who answered the question and who had training during the past 12 months on topics related to sexual assault (Q80).
NR: Not reportable

82. In your opinion, how effective was the training you received in...**b. Explaining the difference between restricted and unrestricted reporting of sexual assault?**

1. Not at all effective

2. Slightly effective

3. Moderately effective

4. Very effective

	Percent Responding		Percentages				Max ME	Average Effectiveness of Training		
			1	2	3	4				
TOTAL	94	±1	1	4	24	70	±2	3.6	±0.1	
Army	94	±2	2	5	25	68	±3	3.6	±0.1	
Navy	94	±2	2	4	23	71	±3	3.6	±0.1	
Marine Corps	94	±1	2	4	21	73	±2	3.7	±0.1	
Air Force	93	±2	1	4	23	72	±2	3.7	±0.1	
Enlisted	93	±1	1	4	22	72	±2	3.6	±0.1	
E1 – E4	92	±2	2	5	23	71	±3	3.6	±0.1	
E1 – E3	92	±2	1	4	22	73	±4	3.7	±0.1	
E4	92	±2	2	6	24	68	±4	3.6	±0.1	
E5 – E9	94	±1	1	4	22	73	±2	3.7	±0.1	
E5 – E6	94	±1	1	4	23	73	±2	3.7	±0.1	
E7 – E9	96	±2	1	3	21	75	±3	3.7	±0.1	
Officers	95	±1	1	6	29	64	±3	3.6	±0.1	
O1 – O3	96	±2	2	6	29	64	±4	3.6	±0.1	
O4 – O6	93	±2	1	6	31	61	±4	3.5	±0.1	
Deployed Past 12 Months	93	±2	2	4	25	68	±3	3.6	±0.1	
Not Deployed Past 12 Months	94	±1	1	4	23	72	±2	3.6	±0.1	
Non-Hispanic White	94	±1	1	4	24	70	±2	3.6	±0.1	
Total Minority	93	±2	2	4	23	71	±2	3.6	±0.1	
Non-Hispanic Black	92	±2	2	3	24	71	±4	3.6	±0.1	
Hispanic	92	±2	1	5	20	74	±3	3.7	±0.1	
Experienced USC	76	±8	6	8	27	59	±9	3.4	±0.2	
Not Experienced USC	94	±1	1	4	24	71	±2	3.6	±0.1	
Experienced SH	89	±3	5	9	33	53	±5	3.3	±0.1	
Not Experienced SH	94	±1	1	4	23	72	±2	3.7	±0.1	
FEMALES	92	±1	2	5	27	67	±2	3.6	±0.1	
Army	92	±2	2	6	29	63	±3	3.5	±0.1	
Navy	94	±2	2	5	26	68	±3	3.6	±0.1	
Marine Corps	94	±1	2	5	25	68	±2	3.6	±0.1	
Air Force	90	±2	1	4	24	70	±2	3.6	±0.1	
Enlisted	92	±1	2	5	26	68	±2	3.6	±0.1	
E1 – E4	91	±2	2	5	27	66	±2	3.6	±0.1	
E5 – E9	92	±2	2	4	24	70	±2	3.6	±0.1	
Officers	93	±2	2	7	30	61	±3	3.5	±0.1	
O1 – O3	94	±2	1	7	31	60	±3	3.5	±0.1	
O4 – O6	91	±2	2	7	28	62	±4	3.5	±0.1	
Experienced USC	84	±4	5	10	33	52	±6	3.3	±0.1	
Not Experienced USC	92	±1	1	5	26	68	±2	3.6	±0.1	
Experienced SH	90	±2	3	10	34	53	±3	3.4	±0.1	
Not Experienced SH	93	±1	1	4	24	71	±2	3.6	±0.1	
Deployed Past 12 Months	92	±2	2	5	31	63	±3	3.5	±0.1	
Not Deployed Past 12 Months	92	±1	2	5	25	68	±2	3.6	±0.1	

Note. Percent responding are active duty members who answered the question and who had training during the past 12 months on topics related to sexual assault (Q80).

82. In your opinion, how effective was the training you received in...

b. Explaining the difference between restricted and unrestricted reporting of sexual assault?

	Percent Responding		Percentages				Max ME	Average Effectiveness of Training		
			1	2	3	4				
Army Enlisted	92	±2	2	6	29	63	±3	3.5	±0.1	
E1 – E4	91	±3	2	6	30	62	±4	3.5	±0.1	
Army Officers	94	±2	2	8	31	60	±4	3.5	±0.1	
Navy Enlisted	93	±2	1	4	25	69	±3	3.6	±0.1	
E1 – E4	92	±2	1	5	26	68	±4	3.6	±0.1	
Navy Officers	96	±2	2	7	29	62	±4	3.5	±0.1	
Marine Corps Enlisted	93	±1	1	5	24	69	±2	3.6	±0.1	
E1 – E4	93	±2	1	5	26	69	±3	3.6	±0.1	
Marine Corps Officers	95	±2	4	6	30	60	±4	3.5	±0.1	
Air Force Enlisted	90	±2	1	4	23	72	±3	3.7	±0.1	
E1 – E4	90	±2	1	4	24	71	±4	3.6	±0.1	
Air Force Officers	90	±4	1	6	30	62	±4	3.5	±0.1	
MALES	94	±1	1	4	23	71	±2	3.6	±0.1	
Army	94	±2	1	5	24	69	±3	3.6	±0.1	
Navy	94	±2	2	4	23	72	±4	3.6	±0.1	
Marine Corps	94	±1	2	4	21	73	±2	3.7	±0.1	
Air Force	94	±2	1	3	23	73	±3	3.7	±0.1	
Enlisted	94	±1	1	4	22	73	±2	3.7	±0.1	
E1 – E4	92	±2	2	5	22	71	±3	3.6	±0.1	
E5 – E9	95	±1	1	3	22	74	±2	3.7	±0.1	
Officers	95	±2	1	5	29	64	±3	3.6	±0.1	
O1 – O3	96	±2	2	5	28	65	±4	3.6	±0.1	
O4 – O6	94	±2	1	6	31	61	±5	3.5	±0.1	
Experienced USC	70	±13	NR	NR	20	66	±18	3.4	±0.4	
Not Experienced USC	94	±1	1	4	23	71	±2	3.6	±0.1	
Experienced SH	88	±6	7	8	33	53	±9	3.3	±0.2	
Not Experienced SH	94	±1	1	4	23	72	±2	3.7	±0.1	
Deployed Past 12 Months	93	±2	2	4	25	69	±3	3.6	±0.1	
Not Deployed Past 12 Months	94	±1	1	4	22	72	±2	3.7	±0.1	
Army Enlisted	94	±2	1	5	23	70	±4	3.6	±0.1	
E1 – E4	93	±3	2	7	24	68	±5	3.6	±0.1	
Army Officers	95	±3	2	5	30	63	±6	3.5	±0.1	
Navy Enlisted	93	±2	2	4	22	72	±4	3.6	±0.1	
E1 – E4	91	±4	3	3	22	72	±7	3.6	±0.1	
Navy Officers	99	±2	1	4	26	69	±5	3.6	±0.1	
Marine Corps Enlisted	94	±1	2	3	20	75	±2	3.7	±0.1	
E1 – E4	93	±2	2	4	20	75	±3	3.7	±0.1	
Marine Corps Officers	94	±2	2	8	28	62	±3	3.5	±0.1	
Air Force Enlisted	93	±2	1	3	21	75	±3	3.7	±0.1	
E1 – E4	92	±3	1	3	22	75	±5	3.7	±0.1	
Air Force Officers	95	±3	1	6	31	62	±6	3.5	±0.1	

Note. Percent responding are active duty members who answered the question and who had training during the past 12 months on topics related to sexual assault (Q80).
NR: Not reportable

83. Are you aware of the following sources for understanding sexual assault prevention and response?

a. The "My Strength is for Defending" campaign.

b. The Sexual Assault Prevention Web site (www.myduty.mil).

c. My installation's Sexual Assault Awareness Month programs.

	Percent Responding		Percentages			Max ME	Aware of Any Specified Sexual Assault Resource		
			a	b	c				
TOTAL	97	±1	43	65	73	±2	79.0	±2.0	
Army	96	±1	48	68	73	±3	80.0	±2.0	
Navy	97	±1	42	67	77	±3	83.0	±3.0	
Marine Corps	97	±1	49	68	71	±2	79.0	±2.0	
Air Force	97	±1	33	57	69	±3	75.0	±2.0	
Enlisted	96	±1	46	68	74	±2	80.0	±2.0	
E1 – E4	95	±1	48	69	73	±3	79.0	±2.0	
E1 – E3	95	±2	48	70	74	±4	80.0	±3.0	
E4	95	±2	47	67	71	±4	79.0	±3.0	
E5 – E9	97	±1	45	66	75	±2	81.0	±2.0	
E5 – E6	97	±1	45	66	74	±3	80.0	±2.0	
E7 – E9	98	±1	45	68	79	±4	85.0	±3.0	
Officers	98	±1	30	54	67	±3	75.0	±3.0	
O1 – O3	98	±1	32	54	68	±4	74.0	±3.0	
O4 – O6	98	±1	25	50	65	±4	74.0	±4.0	
Deployed Past 12 Months	96	±1	46	66	73	±3	80.0	±2.0	
Not Deployed Past 12 Months	97	±1	42	65	73	±2	79.0	±2.0	
Non-Hispanic White	97	±1	42	64	72	±2	78.0	±2.0	
Total Minority	96	±1	46	67	74	±2	81.0	±2.0	
Non-Hispanic Black	96	±2	47	69	77	±4	84.0	±3.0	
Hispanic	96	±2	46	66	72	±4	78.0	±3.0	
Experienced USC	82	±7	34	45	55	±9	64.0	±9.0	
Not Experienced USC	97	±1	44	66	73	±2	80.0	±2.0	
Experienced SH	94	±3	29	48	60	±5	68.0	±5.0	
Not Experienced SH	97	±1	44	66	74	±2	80.0	±2.0	
FEMALES	96	±1	34	56	67	±2	74.0	±1.0	
Army	96	±1	39	58	64	±3	73.0	±2.0	
Navy	96	±1	37	62	75	±3	81.0	±2.0	
Marine Corps	96	±1	38	57	60	±2	70.0	±2.0	
Air Force	96	±1	26	49	65	±2	71.0	±2.0	
Enlisted	95	±1	36	59	68	±2	75.0	±2.0	
E1 – E4	95	±1	37	59	66	±2	74.0	±2.0	
E5 – E9	96	±1	35	57	70	±2	76.0	±2.0	
Officers	98	±1	26	45	63	±3	70.0	±2.0	
O1 – O3	98	±1	27	46	63	±3	71.0	±3.0	
O4 – O6	98	±1	23	40	62	±4	69.0	±4.0	
Experienced USC	87	±4	26	45	55	±6	64.0	±6.0	
Not Experienced USC	96	±1	35	57	68	±2	75.0	±2.0	
Experienced SH	94	±2	24	46	55	±3	64.0	±3.0	
Not Experienced SH	96	±1	37	59	70	±2	77.0	±2.0	
Deployed Past 12 Months	95	±2	37	57	68	±3	75.0	±3.0	
Not Deployed Past 12 Months	96	±1	34	56	67	±2	74.0	±2.0	

Note. Percent responding are active duty members who answered the question.

83. Are you aware of the following sources for understanding sexual assault prevention and response?

	Percent Responding		Percentages			Max ME	Aware of Any Specified Sexual Assault Resource		
			a	b	c				
Army Enlisted	95	±2	41	61	65	±3	74.0	±3.0	
E1 – E4	95	±2	40	59	64	±4	72.0	±4.0	
Army Officers	98	±2	31	47	62	±4	69.0	±4.0	
Navy Enlisted	95	±2	39	63	75	±3	81.0	±3.0	
E1 – E4	95	±2	39	63	73	±4	79.0	±3.0	
Navy Officers	97	±2	29	54	72	±4	80.0	±3.0	
Marine Corps Enlisted	96	±1	39	58	61	±2	71.0	±2.0	
E1 – E4	96	±1	39	58	60	±3	70.0	±3.0	
Marine Corps Officers	99	±1	24	41	54	±4	67.0	±4.0	
Air Force Enlisted	96	±1	28	52	66	±3	72.0	±2.0	
E1 – E4	96	±2	30	56	65	±4	73.0	±3.0	
Air Force Officers	98	±2	18	36	58	±4	65.0	±4.0	
MALES	97	±1	45	67	74	±2	80.0	±2.0	
Army	96	±2	50	70	75	±3	82.0	±3.0	
Navy	97	±2	43	68	78	±4	83.0	±3.0	
Marine Corps	97	±1	50	69	72	±2	80.0	±2.0	
Air Force	98	±1	35	59	69	±3	75.0	±3.0	
Enlisted	96	±1	48	69	75	±2	81.0	±2.0	
E1 – E4	95	±2	49	70	74	±3	80.0	±3.0	
E5 – E9	98	±1	46	68	76	±2	82.0	±2.0	
Officers	98	±1	31	56	68	±3	75.0	±3.0	
O1 – O3	98	±1	33	56	69	±4	75.0	±4.0	
O4 – O6	98	±2	25	52	65	±5	74.0	±4.0	
Experienced USC	78	±13	41	45	NR	±16	NR		
Not Experienced USC	97	±1	45	67	74	±2	80.0	±2.0	
Experienced SH	93	±4	34	51	64	±9	71.0	±9.0	
Not Experienced SH	97	±1	45	68	74	±2	81.0	±2.0	
Deployed Past 12 Months	96	±2	47	67	74	±3	80.0	±3.0	
Not Deployed Past 12 Months	97	±1	44	67	74	±2	80.0	±2.0	
Army Enlisted	96	±2	51	71	76	±4	82.0	±3.0	
E1 – E4	95	±3	52	71	73	±6	80.0	±5.0	
Army Officers	98	±2	42	64	70	±6	78.0	±5.0	
Navy Enlisted	97	±2	46	71	79	±4	84.0	±3.0	
E1 – E4	95	±3	46	71	77	±7	83.0	±6.0	
Navy Officers	99	±2	28	58	75	±5	80.0	±5.0	
Marine Corps Enlisted	96	±1	53	71	73	±2	81.0	±2.0	
E1 – E4	96	±1	55	72	74	±3	81.0	±2.0	
Marine Corps Officers	98	±1	28	52	62	±3	71.0	±3.0	
Air Force Enlisted	97	±2	39	63	72	±3	77.0	±3.0	
E1 – E4	96	±3	43	67	72	±5	77.0	±5.0	
Air Force Officers	99	±1	18	42	60	±6	69.0	±6.0	

Note. Percent responding are active duty members who answered the question.

NR: Not reportable

84. Are you aware that the Department of Defense has a live, one-on-one, confidential hotline called DoD Safe Helpline that provides sexual assault support worldwide and 24/7 to members of the DoD community via online, telephone, and texting services?

	Percent Responding		Percentages	Max ME	Percentage Reporting Yes
			Yes		
TOTAL	97	±1	72	±2	
Army	96	±2	71	±3	
Navy	97	±2	78	±3	
Marine Corps	97	±1	81	±2	
Air Force	97	±1	64	±3	
Enlisted	96	±1	74	±2	
E1 – E4	95	±2	75	±3	
E1 – E3	95	±2	77	±3	
E4	95	±2	72	±3	
E5 – E9	97	±1	74	±2	
E5 – E6	97	±1	74	±2	
E7 – E9	99	±1	74	±3	
Officers	98	±1	62	±3	
O1 – O3	99	±1	63	±4	
O4 – O6	98	±2	58	±4	
Deployed Past 12 Months	96	±2	72	±3	
Not Deployed Past 12 Months	97	±1	72	±2	
Non-Hispanic White	97	±1	72	±2	
Total Minority	96	±1	72	±2	
Non-Hispanic Black	96	±2	75	±3	
Hispanic	96	±2	72	±4	
Experienced USC	82	±7	65	±8	
Not Experienced USC	97	±1	72	±2	
Experienced SH	94	±3	57	±5	
Not Experienced SH	97	±1	73	±2	
FEMALES	96	±1	66	±2	
Army	96	±1	64	±3	
Navy	96	±1	77	±2	
Marine Corps	96	±1	78	±2	
Air Force	96	±1	59	±2	
Enlisted	95	±1	69	±2	
E1 – E4	95	±1	70	±2	
E5 – E9	96	±1	67	±2	
Officers	98	±1	56	±3	
O1 – O3	98	±1	58	±3	
O4 – O6	98	±1	51	±4	
Experienced USC	87	±4	62	±6	
Not Experienced USC	97	±1	67	±2	
Experienced SH	94	±2	57	±3	
Not Experienced SH	96	±1	69	±2	
Deployed Past 12 Months	96	±1	66	±3	
Not Deployed Past 12 Months	96	±1	67	±2	

Note. Percent responding are active duty members who answered the question.

84. Are you aware that the Department of Defense has a live, one-on-one, confidential hotline called DoD Safe Helpline that provides sexual assault support worldwide and 24/7 to members of the DoD community via online, telephone, and texting services?

	Percent Responding		Percentages	Max ME	Percentage Reporting Yes
			Yes		
Army Enlisted	95	±2	66	±3	
E1 – E4	94	±2	65	±4	
Army Officers	98	±1	56	±4	
Navy Enlisted	95	±2	78	±3	
E1 – E4	94	±2	77	±4	
Navy Officers	97	±2	67	±4	
Marine Corps Enlisted	96	±1	79	±2	
E1 – E4	96	±1	79	±2	
Marine Corps Officers	99	±1	68	±4	
Air Force Enlisted	96	±1	61	±3	
E1 – E4	95	±2	67	±4	
Air Force Officers	98	±1	47	±4	
MALES	97	±1	73	±2	
Army	96	±2	72	±3	
Navy	97	±2	79	±3	
Marine Corps	97	±1	81	±2	
Air Force	98	±1	65	±3	
Enlisted	96	±1	75	±2	
E1 – E4	95	±2	76	±3	
E5 – E9	97	±1	75	±2	
Officers	99	±1	63	±3	
O1 – O3	99	±1	64	±4	
O4 – O6	98	±2	58	±5	
Experienced USC	78	±13	69	±16	
Not Experienced USC	97	±1	73	±2	
Experienced SH	93	±4	57	±9	
Not Experienced SH	97	±1	74	±2	
Deployed Past 12 Months	96	±2	73	±3	
Not Deployed Past 12 Months	97	±1	73	±2	
Army Enlisted	96	±2	73	±3	
E1 – E4	94	±3	72	±5	
Army Officers	98	±2	67	±5	
Navy Enlisted	96	±2	81	±4	
E1 – E4	95	±3	78	±6	
Navy Officers	99	±2	69	±5	
Marine Corps Enlisted	96	±1	83	±2	
E1 – E4	96	±1	83	±2	
Marine Corps Officers	98	±1	69	±3	
Air Force Enlisted	97	±2	69	±3	
E1 – E4	96	±3	72	±5	
Air Force Officers	99	±2	50	±6	

Note. Percent responding are active duty members who answered the question.

85. How did you hear about the DoD Safe Helpline?

1. Television public service announcement
2. Radio public service announcement
3. Print advertisement
4. Online media (e.g., website, blog, banners, etc.)
5. Posters, brochures and/or stickers
6. Unit
7. Chaplain
8. Other

	Percent Responding		Percentages								Max ME
			1	2	3	4	5	6	7	8	
TOTAL	69	±2	2	1	2	5	10	59	6	14	±2
Army	68	±3	2	1	2	5	9	63	8	11	±3
Navy	75	±3	2	2	3	4	13	57	6	14	±4
Marine Corps	78	±2	2	1	2	3	9	68	5	9	±2
Air Force	61	±3	2	1	3	8	12	47	4	22	±3
Enlisted	71	±2	2	1	2	5	10	60	7	14	±2
E1 – E4	71	±3	1	1	2	4	9	60	9	14	±3
E1 – E3	73	±3	1	1	2	4	9	58	10	15	±4
E4	68	±3	2	1	2	4	8	63	8	12	±4
E5 – E9	72	±2	2	1	2	6	11	59	4	14	±2
E5 – E6	71	±2	2	1	2	5	10	59	5	15	±3
E7 – E9	73	±3	2	1	3	7	12	60	2	12	±4
Officers	61	±3	3	1	3	5	14	57	5	12	±4
O1 – O3	62	±4	2	2	3	4	13	57	6	12	±5
O4 – O6	56	±4	3	0	2	6	17	54	2	14	±5
Deployed Past 12 Months	69	±3	3	1	2	5	10	59	9	12	±3
Not Deployed Past 12 Months	70	±2	2	1	2	5	10	59	5	15	±2
Non-Hispanic White	69	±2	2	1	2	5	10	61	6	14	±2
Total Minority	69	±2	2	1	2	5	11	57	8	14	±3
Non-Hispanic Black	72	±3	2	0	3	7	10	55	10	13	±4
Hispanic	69	±3	2	1	3	4	12	59	6	15	±4
Experienced USC	53	±8	6	1	5	5	16	36	16	16	±17
Not Experienced USC	70	±2	2	1	2	5	10	60	6	14	±2
Experienced SH	54	±5	3	2	3	5	19	47	7	13	±7
Not Experienced SH	71	±2	2	1	2	5	10	60	6	14	±2
FEMALES	64	±2	1	2	3	5	15	51	4	18	±2
Army	61	±3	1	1	2	5	12	60	5	13	±3
Navy	73	±2	1	3	3	4	19	47	5	18	±3
Marine Corps	75	±2	1	2	3	2	12	66	4	10	±2
Air Force	56	±2	2	2	4	8	16	39	3	26	±3
Enlisted	66	±2	1	2	3	5	15	51	5	18	±2
E1 – E4	66	±2	1	1	3	4	14	53	6	18	±3
E5 – E9	65	±2	2	2	3	7	16	49	3	19	±3
Officers	55	±3	1	3	4	7	18	49	2	16	±3
O1 – O3	56	±3	1	4	5	6	16	51	2	15	±4
O4 – O6	50	±4	2	2	4	10	21	42	2	17	±5
Experienced USC	53	±5	0	2	4	6	21	48	5	15	±8
Not Experienced USC	64	±2	1	2	3	5	15	51	4	18	±2
Experienced SH	54	±3	1	2	3	5	19	47	5	17	±4
Not Experienced SH	66	±2	1	2	3	5	14	52	4	18	±2
Deployed Past 12 Months	63	±3	1	2	3	7	15	51	5	16	±3
Not Deployed Past 12 Months	64	±2	1	2	3	5	15	51	4	19	±2

Note. Percent responding are active duty members who answered the question and who were aware of the DoD Safe Helpline (Q84).

85. How did you hear about the DoD Safe Helpline?

	Percent Responding		Percentages								Max ME
			1	2	3	4	5	6	7	8	
Army Enlisted	63	±3	1	1	2	5	11	61	6	15	±4
E1 – E4	61	±4	1	1	2	4	9	64	6	14	±5
Army Officers	54	±4	1	2	3	7	16	58	4	9	±5
Navy Enlisted	74	±3	1	3	3	3	19	46	5	18	±3
E1 – E4	72	±4	1	2	3	3	20	45	7	19	±4
Navy Officers	65	±4	2	3	4	6	19	48	1	17	±5
Marine Corps Enlisted	76	±2	1	2	3	2	11	67	4	10	±2
E1 – E4	75	±2	1	1	3	2	10	69	4	9	±3
Marine Corps Officers	67	±4	1	5	3	4	19	53	2	13	±4
Air Force Enlisted	59	±3	2	1	3	8	16	41	3	26	±3
E1 – E4	63	±3	1	1	2	5	15	43	5	28	±4
Air Force Officers	46	±4	1	4	6	8	20	34	1	26	±5
MALES	70	±2	2	1	2	5	10	60	7	13	±2
Army	69	±3	2	1	2	5	8	64	9	10	±4
Navy	76	±3	2	1	2	4	11	59	6	14	±4
Marine Corps	78	±2	2	1	2	3	9	68	6	9	±2
Air Force	62	±3	3	1	3	8	12	49	5	21	±4
Enlisted	72	±2	2	1	2	5	9	61	7	13	±2
E1 – E4	72	±3	1	1	2	4	8	61	10	13	±4
E5 – E9	73	±2	2	1	2	6	10	61	5	14	±3
Officers	62	±3	3	1	3	5	14	58	5	11	±4
O1 – O3	63	±4	3	1	3	4	12	58	7	11	±5
O4 – O6	57	±4	3	0	2	6	17	56	2	13	±6
Experienced USC	52	±15	NR	NR	NR	NR	NR	NR	NR	NR	
Not Experienced USC	71	±2	2	1	2	5	10	61	7	13	±2
Experienced SH	54	±9	5	1	3	5	19	48	9	9	±12
Not Experienced SH	71	±2	2	1	2	5	9	61	7	13	±2
Deployed Past 12 Months	69	±3	3	1	2	4	10	60	9	11	±3
Not Deployed Past 12 Months	71	±2	2	1	2	5	10	61	6	14	±3
Army Enlisted	69	±3	2	1	1	5	7	65	9	11	±4
E1 – E4	68	±5	1	1	1	4	5	66	12	10	±6
Army Officers	66	±5	4	1	4	4	13	59	9	8	±7
Navy Enlisted	78	±4	2	1	2	4	10	59	7	15	±5
E1 – E4	74	±6	2	0	4	4	10	53	10	17	±8
Navy Officers	68	±5	4	1	2	5	17	61	2	7	±6
Marine Corps Enlisted	79	±2	2	1	2	3	8	69	6	9	±2
E1 – E4	79	±2	2	1	2	3	8	67	7	10	±3
Marine Corps Officers	68	±3	3	1	3	4	13	65	4	8	±4
Air Force Enlisted	66	±3	3	1	3	8	12	49	5	20	±4
E1 – E4	68	±5	2	1	3	5	12	50	8	18	±6
Air Force Officers	49	±6	2	0	2	7	12	49	2	25	±8

Note. Percent responding are active duty members who answered the question and who were aware of the DoD Safe Helpline (Q84).
NR: Not reportable

86. Are the following statements true or false?

a. **When you are in a social setting, it is your duty to stop a fellow Service member from doing something potentially harmful to themselves or others.**

1. True

2. False

3. Don't know

	Percent Responding		Percentages			Max ME	Percentage Reporting True
			1	2	3		
TOTAL	95	±1	94	1	5	±1	
Army	95	±2	94	1	4	±2	
Navy	95	±2	94	1	5	±2	
Marine Corps	96	±1	92	1	7	±1	
Air Force	95	±2	96	1	4	±2	
Enlisted	95	±1	94	1	5	±1	
E1 – E4	93	±2	92	2	7	±2	
E1 – E3	93	±2	91	2	8	±3	
E4	94	±2	93	1	6	±2	
E5 – E9	96	±1	96	1	4	±1	
E5 – E6	96	±1	95	1	4	±1	
E7 – E9	98	±1	97	1	2	±2	
Officers	97	±1	97	1	2	±1	
O1 – O3	97	±2	97	1	3	±2	
O4 – O6	97	±2	98	1	1	±2	
Deployed Past 12 Months	94	±2	93	1	5	±2	
Not Deployed Past 12 Months	95	±1	95	1	4	±1	
Non-Hispanic White	95	±1	95	1	4	±1	
Total Minority	94	±1	93	1	5	±2	
Non-Hispanic Black	94	±2	93	1	6	±2	
Hispanic	94	±2	93	1	6	±3	
Experienced USC	80	±7	84	2	14	±8	
Not Experienced USC	95	±1	94	1	5	±1	
Experienced SH	93	±3	92	2	6	±4	
Not Experienced SH	95	±1	94	1	5	±1	
FEMALES	94	±1	95	1	4	±1	
Army	93	±2	95	1	4	±2	
Navy	94	±2	94	1	5	±2	
Marine Corps	95	±1	94	1	6	±1	
Air Force	94	±1	96	1	3	±1	
Enlisted	93	±1	95	1	5	±1	
E1 – E4	93	±1	93	1	6	±2	
E5 – E9	94	±1	97	1	2	±1	
Officers	97	±1	98	1	1	±1	
O1 – O3	96	±1	97	1	2	±2	
O4 – O6	97	±2	99	1	0	±2	
Experienced USC	85	±4	91	2	8	±4	
Not Experienced USC	95	±1	95	1	4	±1	
Experienced SH	92	±2	95	1	4	±2	
Not Experienced SH	94	±1	95	1	4	±1	
Deployed Past 12 Months	94	±2	95	1	4	±2	
Not Deployed Past 12 Months	94	±1	95	1	4	±1	

Note. Percent responding are active duty members who answered the question.

86. Are the following statements true or false?

- a. When you are in a social setting, it is your duty to stop a fellow Service member from doing something potentially harmful to themselves or others.

	Percent Responding		Percentages			Max ME	Percentage Reporting True
			1	2	3		
Army Enlisted	92	±2	95	0	5	±2	
E1 – E4	92	±2	93	0	7	±3	
Army Officers	96	±2	97	1	2	±2	
Navy Enlisted	94	±2	93	1	5	±2	
E1 – E4	93	±2	92	1	6	±3	
Navy Officers	96	±2	99	0	1	±2	
Marine Corps Enlisted	95	±1	93	1	6	±1	
E1 – E4	94	±2	92	1	7	±2	
Marine Corps Officers	98	±1	99	0	1	±1	
Air Force Enlisted	94	±2	96	1	4	±1	
E1 – E4	93	±2	93	1	6	±2	
Air Force Officers	97	±2	97	2	1	±2	
MALES	95	±1	94	1	5	±1	
Army	95	±2	94	1	4	±2	
Navy	95	±2	94	1	5	±2	
Marine Corps	96	±1	92	1	7	±1	
Air Force	96	±2	96	1	4	±2	
Enlisted	95	±1	93	1	5	±1	
E1 – E4	93	±2	92	2	7	±2	
E5 – E9	97	±1	95	1	4	±1	
Officers	97	±1	97	0	2	±2	
O1 – O3	97	±2	96	0	3	±2	
O4 – O6	97	±2	98	1	1	±2	
Experienced USC	76	±13	78	3	20	±16	
Not Experienced USC	95	±1	94	1	5	±1	
Experienced SH	93	±4	89	4	8	±8	
Not Experienced SH	95	±1	94	1	5	±1	
Deployed Past 12 Months	95	±2	93	2	5	±2	
Not Deployed Past 12 Months	96	±1	95	1	5	±1	
Army Enlisted	94	±2	94	2	5	±2	
E1 – E4	93	±3	92	2	6	±4	
Army Officers	96	±2	97	0	3	±3	
Navy Enlisted	95	±2	93	2	6	±3	
E1 – E4	93	±4	91	3	6	±5	
Navy Officers	97	±2	98	0	2	±3	
Marine Corps Enlisted	95	±1	91	1	8	±1	
E1 – E4	95	±1	89	1	10	±2	
Marine Corps Officers	98	±1	97	1	2	±2	
Air Force Enlisted	95	±2	95	1	4	±2	
E1 – E4	93	±4	93	1	7	±4	
Air Force Officers	97	±2	98	1	2	±3	

Note. Percent responding are active duty members who answered the question.

86. Are the following statements true or false?

b. If you tell a Sexual Assault Response Coordinator (SARC) or Victims' Advocate (VA) that you were sexually assaulted, the SARC/VA is not always required to provide your name to your commander.

1. True

2. False

3. Don't know

	Percent Responding		Percentages			Max ME	Percentage Reporting True
			1	2	3		
TOTAL	95	±1	71	11	18	±2	
Army	94	±2	69	12	19	±3	
Navy	95	±2	69	13	18	±3	
Marine Corps	95	±1	72	12	16	±2	
Air Force	96	±2	75	8	17	±2	
Enlisted	95	±1	69	12	19	±2	
E1 – E4	93	±2	65	11	24	±3	
E1 – E3	93	±2	63	12	25	±4	
E4	94	±2	68	11	22	±4	
E5 – E9	96	±1	73	12	14	±2	
E5 – E6	96	±1	72	12	16	±2	
E7 – E9	98	±1	76	15	10	±3	
Officers	97	±1	79	9	12	±3	
O1 – O3	97	±2	79	8	13	±3	
O4 – O6	97	±2	79	10	11	±4	
Deployed Past 12 Months	94	±2	71	11	19	±3	
Not Deployed Past 12 Months	95	±1	71	12	18	±2	
Non-Hispanic White	95	±1	72	10	18	±2	
Total Minority	94	±1	68	14	18	±2	
Non-Hispanic Black	95	±2	67	16	18	±4	
Hispanic	94	±2	67	14	19	±4	
Experienced USC	80	±7	58	11	31	±10	
Not Experienced USC	95	±1	71	11	18	±2	
Experienced SH	93	±3	64	13	23	±5	
Not Experienced SH	95	±1	71	11	18	±2	
FEMALES	94	±1	71	11	18	±2	
Army	93	±2	66	13	20	±3	
Navy	94	±2	72	11	16	±3	
Marine Corps	95	±1	74	11	15	±2	
Air Force	95	±1	74	9	17	±2	
Enlisted	93	±1	69	12	19	±2	
E1 – E4	93	±1	64	11	25	±2	
E5 – E9	94	±1	74	13	13	±2	
Officers	97	±1	79	9	12	±2	
O1 – O3	96	±1	80	9	11	±3	
O4 – O6	98	±1	79	10	11	±3	
Experienced USC	85	±4	66	10	24	±6	
Not Experienced USC	95	±1	71	12	17	±2	
Experienced SH	92	±2	67	13	20	±3	
Not Experienced SH	95	±1	72	11	17	±2	
Deployed Past 12 Months	93	±2	70	13	18	±3	
Not Deployed Past 12 Months	94	±1	71	11	18	±2	

Note. Percent responding are active duty members who answered the question.

86. Are the following statements true or false?

b. If you tell a Sexual Assault Response Coordinator (SARC) or Victims' Advocate (VA) that you were sexually assaulted, the SARC/VA is not always required to provide your name to your commander.

	Percent Responding		Percentages			Max ME	Percentage Reporting True
			1	2	3		
Army Enlisted	93	±2	64	14	22	±3	
E1 – E4	92	±2	59	13	28	±4	
Army Officers	96	±2	74	11	15	±4	
Navy Enlisted	94	±2	70	12	18	±3	
E1 – E4	93	±2	65	12	23	±4	
Navy Officers	96	±2	83	9	8	±3	
Marine Corps Enlisted	95	±1	73	12	15	±2	
E1 – E4	94	±1	70	12	17	±3	
Marine Corps Officers	98	±1	85	8	7	±3	
Air Force Enlisted	94	±2	71	10	19	±3	
E1 – E4	93	±2	68	8	24	±4	
Air Force Officers	98	±2	83	7	10	±3	
MALES	95	±1	71	11	18	±2	
Army	95	±2	69	12	19	±3	
Navy	95	±2	68	13	19	±4	
Marine Corps	95	±1	72	12	16	±2	
Air Force	96	±2	75	7	17	±3	
Enlisted	95	±1	69	12	19	±2	
E1 – E4	93	±2	65	11	23	±3	
E5 – E9	96	±1	73	12	15	±2	
Officers	97	±1	79	9	12	±3	
O1 – O3	97	±2	79	8	13	±4	
O4 – O6	97	±2	80	10	11	±4	
Experienced USC	76	±13	NR	13	38	±17	
Not Experienced USC	95	±1	71	11	18	±2	
Experienced SH	93	±4	62	13	25	±9	
Not Experienced SH	95	±1	71	11	18	±2	
Deployed Past 12 Months	94	±2	71	10	19	±3	
Not Deployed Past 12 Months	96	±1	71	12	18	±2	
Army Enlisted	94	±2	67	13	20	±4	
E1 – E4	93	±3	65	11	24	±6	
Army Officers	96	±2	76	10	14	±5	
Navy Enlisted	95	±2	66	14	21	±4	
E1 – E4	93	±3	61	14	25	±7	
Navy Officers	97	±2	81	11	8	±5	
Marine Corps Enlisted	95	±1	71	12	17	±2	
E1 – E4	94	±2	69	11	20	±3	
Marine Corps Officers	98	±1	78	9	13	±3	
Air Force Enlisted	95	±2	74	8	18	±3	
E1 – E4	93	±4	66	8	25	±6	
Air Force Officers	98	±2	81	6	13	±5	

Note. Percent responding are active duty members who answered the question.

NR: Not reportable

86. Are the following statements true or false?

c. Your communications with a SARC or VA are protected by the Victims' Advocate Privilege (MRE 514).

1. True

2. False

3. Don't know

	Percent Responding		Percentages			Max ME	Percentage Reporting True
			1	2	3		
TOTAL	95	±1	80	2	19	±2	
Army	94	±2	80	2	18	±3	
Navy	95	±2	79	1	19	±3	
Marine Corps	95	±1	80	2	19	±2	
Air Force	95	±2	79	2	19	±2	
Enlisted	94	±1	79	2	20	±2	
E1 – E4	93	±2	76	2	23	±3	
E1 – E3	93	±2	75	1	24	±4	
E4	93	±2	77	2	21	±3	
E5 – E9	96	±1	82	2	16	±2	
E5 – E6	95	±1	81	2	17	±2	
E7 – E9	97	±2	85	2	14	±3	
Officers	97	±1	84	1	15	±2	
O1 – O3	96	±2	84	1	15	±3	
O4 – O6	97	±2	84	2	14	±3	
Deployed Past 12 Months	94	±2	78	2	20	±3	
Not Deployed Past 12 Months	95	±1	80	2	18	±2	
Non-Hispanic White	95	±1	81	2	17	±2	
Total Minority	94	±1	77	2	21	±2	
Non-Hispanic Black	94	±2	79	2	19	±3	
Hispanic	93	±2	75	2	23	±4	
Experienced USC	76	±8	58	6	36	±10	
Not Experienced USC	95	±1	80	2	19	±2	
Experienced SH	91	±3	71	3	26	±5	
Not Experienced SH	95	±1	80	2	18	±2	
FEMALES	93	±1	79	2	19	±1	
Army	93	±2	78	2	20	±2	
Navy	93	±2	80	1	19	±2	
Marine Corps	95	±1	79	2	19	±2	
Air Force	94	±1	80	2	18	±2	
Enlisted	93	±1	78	2	20	±2	
E1 – E4	92	±2	75	1	24	±2	
E5 – E9	94	±1	83	2	15	±2	
Officers	96	±1	83	2	14	±2	
O1 – O3	95	±2	84	2	14	±3	
O4 – O6	97	±2	82	3	15	±3	
Experienced USC	84	±4	69	2	29	±6	
Not Experienced USC	94	±1	80	2	18	±1	
Experienced SH	92	±2	75	2	23	±3	
Not Experienced SH	94	±1	81	2	18	±2	
Deployed Past 12 Months	93	±2	79	2	19	±3	
Not Deployed Past 12 Months	94	±1	79	2	19	±2	

Note. Percent responding are active duty members who answered the question.

86. Are the following statements true or false?

c. Your communications with a SARC or VA are protected by the Victims' Advocate Privilege (MRE 514).

	Percent Responding		Percentages			Max ME	Percentage Reporting True
			1	2	3		
Army Enlisted	92	±2	77	2	22	±3	
E1 – E4	91	±3	73	1	26	±4	
Army Officers	96	±2	81	3	16	±3	
Navy Enlisted	93	±2	79	1	20	±3	
E1 – E4	92	±2	75	1	24	±4	
Navy Officers	95	±2	87	2	11	±3	
Marine Corps Enlisted	94	±1	78	2	20	±2	
E1 – E4	94	±2	78	2	20	±2	
Marine Corps Officers	98	±1	86	2	12	±3	
Air Force Enlisted	93	±2	80	2	18	±2	
E1 – E4	92	±2	77	1	22	±4	
Air Force Officers	96	±2	84	2	14	±3	
MALES	95	±1	80	2	19	±2	
Army	94	±2	80	2	18	±3	
Navy	95	±2	79	1	19	±3	
Marine Corps	95	±1	80	2	19	±2	
Air Force	95	±2	79	1	19	±3	
Enlisted	94	±1	79	2	20	±2	
E1 – E4	93	±2	76	2	23	±3	
E5 – E9	96	±1	82	2	16	±2	
Officers	97	±2	84	1	15	±3	
O1 – O3	96	±2	83	1	15	±4	
O4 – O6	97	±2	84	1	14	±4	
Experienced USC	69	±14	NR	NR	NR		
Not Experienced USC	95	±1	80	2	19	±2	
Experienced SH	90	±5	67	4	29	±9	
Not Experienced SH	95	±1	80	2	18	±2	
Deployed Past 12 Months	94	±2	78	2	20	±3	
Not Deployed Past 12 Months	95	±1	80	2	18	±2	
Army Enlisted	94	±2	79	2	19	±3	
E1 – E4	92	±3	75	3	22	±5	
Army Officers	96	±3	86	1	13	±5	
Navy Enlisted	94	±2	78	1	20	±4	
E1 – E4	93	±4	75	1	24	±7	
Navy Officers	97	±2	85	2	14	±4	
Marine Corps Enlisted	95	±1	79	2	19	±2	
E1 – E4	94	±2	77	2	21	±2	
Marine Corps Officers	97	±1	84	2	14	±3	
Air Force Enlisted	95	±2	79	2	19	±3	
E1 – E4	93	±4	76	1	23	±5	
Air Force Officers	97	±2	79	1	20	±5	

Note. Percent responding are active duty members who answered the question.

NR: Not reportable

86. Are the following statements true or false?
d. If you were to experience unwanted sexual touching, but not rape, you could report your experience to a SARC or VA.

1. True

2. False










































3. Don't know

	Percent Responding		Percentages			Max ME	Percentage Reporting True
			1	2	3		
TOTAL	94	±1	90	1	8	±1	
Army	93	±2	90	2	8	±2	
Navy	94	±2	90	1	9	±2	
Marine Corps	94	±1	89	1	10	±1	
Air Force	94	±2	93	1	6	±2	
Enlisted	93	±1	90	1	9	±1	
E1 – E4	92	±2	88	1	11	±2	
E1 – E3	92	±2	87	2	12	±3	
E4	92	±2	89	1	10	±3	
E5 – E9	95	±1	92	2	6	±2	
E5 – E6	94	±1	91	2	7	±2	
E7 – E9	97	±2	94	1	5	±2	
Officers	96	±1	94	1	5	±2	
O1 – O3	96	±2	93	1	6	±2	
O4 – O6	96	±2	96	1	4	±2	
Deployed Past 12 Months	93	±2	89	2	9	±2	
Not Deployed Past 12 Months	94	±1	91	1	8	±1	
Non-Hispanic White	95	±1	91	1	8	±2	
Total Minority	93	±2	89	2	9	±2	
Non-Hispanic Black	93	±2	90	1	9	±3	
Hispanic	91	±3	89	1	10	±3	
Experienced USC	78	±7	79	2	19	±8	
Not Experienced USC	94	±1	91	1	8	±1	
Experienced SH	91	±3	87	2	12	±4	
Not Experienced SH	94	±1	91	1	8	±1	
FEMALES	93	±1	91	1	8	±1	
Army	92	±2	89	1	9	±2	
Navy	92	±2	90	2	8	±2	
Marine Corps	93	±1	89	3	8	±2	
Air Force	94	±1	93	1	6	±2	
Enlisted	92	±1	90	2	8	±1	
E1 – E4	91	±2	87	2	11	±2	
E5 – E9	93	±1	93	1	5	±1	
Officers	96	±1	94	1	5	±2	
O1 – O3	95	±2	93	1	6	±2	
O4 – O6	96	±2	94	1	4	±2	
Experienced USC	83	±4	80	2	18	±5	
Not Experienced USC	93	±1	91	1	7	±1	
Experienced SH	91	±2	87	2	11	±2	
Not Experienced SH	93	±1	92	1	7	±1	
Deployed Past 12 Months	92	±2	90	2	9	±2	
Not Deployed Past 12 Months	93	±1	91	1	8	±1	

Note. Percent responding are active duty members who answered the question.

86. Are the following statements true or false?

d. If you were to experience unwanted sexual touching, but not rape, you could report your experience to a SARC or VA.

	Percent Responding		Percentages			Max ME	Percentage Reporting True
			1	2	3		
Army Enlisted	92	±2	89	1	10	±2	
E1 – E4	91	±3	86	1	13	±3	
Army Officers	95	±2	91	1	7	±3	
Navy Enlisted	92	±2	89	2	9	±2	
E1 – E4	91	±2	87	2	11	±3	
Navy Officers	94	±2	95	1	3	±2	
Marine Corps Enlisted	93	±1	88	3	9	±2	
E1 – E4	93	±2	87	3	10	±2	
Marine Corps Officers	96	±3	95	2	3	±2	
Air Force Enlisted	93	±2	93	1	6	±2	
E1 – E4	92	±2	91	1	9	±3	
Air Force Officers	97	±2	95	1	4	±2	
MALES	94	±1	90	1	8	±1	
Army	94	±2	90	2	8	±2	
Navy	95	±2	90	1	9	±3	
Marine Corps	94	±1	89	1	10	±2	
Air Force	94	±2	93	0	6	±2	
Enlisted	94	±1	90	1	9	±2	
E1 – E4	92	±2	88	1	11	±2	
E5 – E9	95	±1	92	2	7	±2	
Officers	96	±2	94	1	5	±2	
O1 – O3	96	±2	93	1	6	±3	
O4 – O6	96	±2	96	0	4	±3	
Experienced USC	74	±13	78	3	19	±16	
Not Experienced USC	94	±1	91	1	8	±1	
Experienced SH	91	±5	86	2	12	±8	
Not Experienced SH	94	±1	91	1	8	±1	
Deployed Past 12 Months	93	±2	89	2	9	±2	
Not Deployed Past 12 Months	94	±1	91	1	8	±2	
Army Enlisted	93	±2	89	2	9	±3	
E1 – E4	92	±3	87	2	11	±4	
Army Officers	95	±3	93	1	5	±4	
Navy Enlisted	94	±2	89	1	10	±3	
E1 – E4	92	±4	88	1	11	±5	
Navy Officers	97	±2	95	0	5	±3	
Marine Corps Enlisted	94	±1	88	1	11	±2	
E1 – E4	93	±2	85	1	13	±2	
Marine Corps Officers	96	±2	95	1	4	±2	
Air Force Enlisted	93	±2	93	0	7	±2	
E1 – E4	91	±4	91	0	9	±4	
Air Force Officers	96	±3	94	1	5	±4	

Note. Percent responding are active duty members who answered the question.

86. Are the following statements true or false?

e. If you are sexually assaulted, you can trust the military system to protect your privacy.

1. True

2. False

3. Don't know

	Percent Responding		Percentages			Max ME	Percentage Reporting True
			1	2	3		
TOTAL	95	±1	74	12	14	±2	
Army	94	±2	73	14	13	±3	
Navy	95	±2	74	12	14	±3	
Marine Corps	95	±1	76	10	14	±2	
Air Force	95	±2	77	10	14	±2	
Enlisted	94	±1	74	12	14	±2	
E1 – E4	93	±2	73	12	16	±3	
E1 – E3	93	±2	75	9	17	±3	
E4	94	±2	70	15	14	±4	
E5 – E9	96	±1	76	12	12	±2	
E5 – E6	95	±1	75	12	13	±2	
E7 – E9	98	±1	81	10	10	±3	
Officers	97	±1	75	12	13	±3	
O1 – O3	97	±2	75	12	13	±3	
O4 – O6	97	±2	76	12	12	±4	
Deployed Past 12 Months	94	±2	72	14	14	±3	
Not Deployed Past 12 Months	95	±1	76	11	14	±2	
Non-Hispanic White	95	±1	76	12	13	±2	
Total Minority	94	±1	73	12	15	±2	
Non-Hispanic Black	95	±2	71	11	18	±3	
Hispanic	94	±2	73	11	15	±4	
Experienced USC	80	±7	50	27	23	±9	
Not Experienced USC	95	±1	75	12	14	±2	
Experienced SH	93	±3	52	31	17	±5	
Not Experienced SH	95	±1	76	10	13	±2	
FEMALES	94	±1	65	18	16	±2	
Army	93	±2	61	22	17	±3	
Navy	94	±2	66	18	16	±3	
Marine Corps	95	±1	66	19	15	±2	
Air Force	94	±1	70	15	16	±2	
Enlisted	93	±1	66	18	17	±2	
E1 – E4	92	±1	65	16	19	±2	
E5 – E9	94	±1	67	19	14	±2	
Officers	97	±1	64	22	14	±2	
O1 – O3	96	±1	66	22	12	±3	
O4 – O6	97	±2	61	23	17	±4	
Experienced USC	85	±4	45	32	23	±6	
Not Experienced USC	94	±1	67	18	16	±2	
Experienced SH	92	±2	49	33	18	±3	
Not Experienced SH	94	±1	70	14	16	±2	
Deployed Past 12 Months	93	±2	60	23	17	±3	
Not Deployed Past 12 Months	94	±1	67	17	16	±2	

Note. Percent responding are active duty members who answered the question.

86. Are the following statements true or false?

e. If you are sexually assaulted, you can trust the military system to protect your privacy.

	Percent Responding		Percentages			Max ME	Percentage Reporting True
			1	2	3		
Army Enlisted	93	±2	61	21	18	±3	
E1 – E4	92	±2	60	20	21	±4	
Army Officers	96	±2	60	25	14	±4	
Navy Enlisted	93	±2	67	17	17	±3	
E1 – E4	92	±2	66	16	18	±4	
Navy Officers	96	±2	66	21	13	±4	
Marine Corps Enlisted	94	±1	67	18	15	±2	
E1 – E4	94	±2	67	17	16	±3	
Marine Corps Officers	98	±1	60	29	10	±4	
Air Force Enlisted	94	±2	70	14	16	±3	
E1 – E4	93	±2	71	11	18	±4	
Air Force Officers	97	±2	66	19	15	±4	
MALES	95	±1	76	11	13	±2	
Army	95	±2	74	13	13	±3	
Navy	95	±2	76	11	14	±3	
Marine Corps	95	±1	77	9	14	±2	
Air Force	96	±2	78	9	13	±3	
Enlisted	95	±1	76	11	13	±2	
E1 – E4	93	±2	74	11	15	±3	
E5 – E9	96	±1	78	11	12	±2	
Officers	97	±2	77	11	12	±3	
O1 – O3	97	±2	77	10	13	±4	
O4 – O6	97	±2	78	11	11	±4	
Experienced USC	76	±13	NR	23	23	±18	
Not Experienced USC	95	±1	76	11	13	±2	
Experienced SH	93	±4	55	29	16	±9	
Not Experienced SH	95	±1	77	10	13	±2	
Deployed Past 12 Months	94	±2	74	13	13	±3	
Not Deployed Past 12 Months	95	±1	77	10	13	±2	
Army Enlisted	94	±2	74	13	13	±3	
E1 – E4	93	±3	71	14	15	±5	
Army Officers	96	±3	78	12	10	±5	
Navy Enlisted	95	±2	75	11	14	±4	
E1 – E4	93	±4	74	11	15	±7	
Navy Officers	97	±2	76	11	13	±5	
Marine Corps Enlisted	95	±1	77	9	15	±2	
E1 – E4	94	±2	75	8	17	±2	
Marine Corps Officers	97	±1	82	10	9	±3	
Air Force Enlisted	95	±2	79	8	12	±3	
E1 – E4	93	±4	78	8	14	±5	
Air Force Officers	97	±2	75	9	16	±5	

Note. Percent responding are active duty members who answered the question.

NR: Not reportable

86. Are the following statements true or false?

f. If you are sexually assaulted, you can trust the military system to ensure your safety following the incident.

	Percent Responding		Percentages			Max ME	Percentage Reporting True
			1	2	3		
Army Enlisted	93	±2	69	14	17	±3	
E1 – E4	92	±2	68	13	20	±4	
Army Officers	96	±2	70	17	13	±4	
Navy Enlisted	93	±2	74	11	15	±3	
E1 – E4	92	±2	73	11	16	±4	
Navy Officers	96	±2	79	11	9	±3	
Marine Corps Enlisted	94	±1	76	11	14	±2	
E1 – E4	94	±2	76	10	14	±2	
Marine Corps Officers	98	±1	76	15	9	±4	
Air Force Enlisted	94	±2	81	7	13	±2	
E1 – E4	93	±2	81	5	14	±3	
Air Force Officers	97	±2	79	10	11	±3	
MALES	95	±1	83	6	11	±2	
Army	95	±2	80	9	12	±3	
Navy	96	±2	84	5	11	±3	
Marine Corps	95	±1	82	5	12	±2	
Air Force	96	±2	86	4	10	±2	
Enlisted	95	±1	82	7	12	±2	
E1 – E4	93	±2	80	7	13	±3	
E5 – E9	96	±1	84	6	10	±2	
Officers	97	±1	86	6	8	±3	
O1 – O3	97	±2	87	4	9	±3	
O4 – O6	97	±2	86	7	7	±4	
Experienced USC	76	±13	NR	16	26	±17	
Not Experienced USC	95	±1	83	6	11	±2	
Experienced SH	93	±4	60	22	18	±9	
Not Experienced SH	95	±1	83	6	11	±2	
Deployed Past 12 Months	94	±2	80	8	12	±3	
Not Deployed Past 12 Months	95	±1	84	6	11	±2	
Army Enlisted	94	±2	79	9	12	±3	
E1 – E4	93	±3	76	9	14	±5	
Army Officers	96	±2	85	8	8	±5	
Navy Enlisted	95	±2	83	6	12	±4	
E1 – E4	93	±3	83	5	11	±6	
Navy Officers	97	±2	89	5	7	±4	
Marine Corps Enlisted	95	±1	82	5	13	±2	
E1 – E4	94	±2	80	5	15	±2	
Marine Corps Officers	97	±1	89	5	6	±2	
Air Force Enlisted	95	±2	86	4	10	±3	
E1 – E4	93	±4	85	3	12	±5	
Air Force Officers	97	±2	86	5	9	±5	

Note. Percent responding are active duty members who answered the question.

NR: Not reportable

86. Are the following statements true or false?
g. If you are sexually assaulted, you can trust the military system to treat you with dignity and respect.

1. True

2. False

3. Don't know

	Percent Responding		Percentages			Max ME	Percentage Reporting True
			1	2	3		
TOTAL	95	±1	81	7	12	±2	
Army	94	±2	78	9	13	±3	
Navy	95	±2	80	7	13	±3	
Marine Corps	95	±1	81	6	13	±2	
Air Force	95	±2	85	5	11	±2	
Enlisted	94	±1	80	7	13	±2	
E1 – E4	93	±2	78	8	15	±2	
E1 – E3	92	±2	79	5	15	±3	
E4	93	±2	76	10	14	±3	
E5 – E9	96	±1	82	7	11	±2	
E5 – E6	95	±1	81	8	11	±2	
E7 – E9	97	±1	86	5	9	±3	
Officers	97	±1	84	6	10	±2	
O1 – O3	97	±2	83	6	11	±3	
O4 – O6	97	±2	84	8	9	±3	
Deployed Past 12 Months	94	±2	77	9	13	±3	
Not Deployed Past 12 Months	95	±1	82	6	12	±2	
Non-Hispanic White	95	±1	81	8	11	±2	
Total Minority	94	±1	80	6	14	±2	
Non-Hispanic Black	94	±2	79	6	14	±3	
Hispanic	93	±2	79	6	14	±3	
Experienced USC	80	±7	55	22	23	±9	
Not Experienced USC	95	±1	81	7	12	±2	
Experienced SH	92	±3	56	25	18	±5	
Not Experienced SH	95	±1	82	6	12	±2	
FEMALES	94	±1	73	12	15	±2	
Army	93	±2	68	16	16	±3	
Navy	93	±2	72	12	15	±3	
Marine Corps	95	±1	70	15	16	±2	
Air Force	94	±1	79	8	13	±2	
Enlisted	93	±1	72	12	16	±2	
E1 – E4	92	±1	71	12	18	±2	
E5 – E9	94	±1	75	12	13	±2	
Officers	96	±1	73	14	12	±2	
O1 – O3	96	±2	74	14	11	±3	
O4 – O6	97	±2	73	15	12	±4	
Experienced USC	85	±4	52	28	21	±6	
Not Experienced USC	94	±1	74	11	15	±2	
Experienced SH	92	±2	55	28	17	±3	
Not Experienced SH	94	±1	78	8	14	±2	
Deployed Past 12 Months	93	±2	68	16	16	±3	
Not Deployed Past 12 Months	94	±1	74	11	15	±2	

Note. Percent responding are active duty members who answered the question.

86. Are the following statements true or false?

g. If you are sexually assaulted, you can trust the military system to treat you with dignity and respect.

	Percent Responding		Percentages			Max ME	Percentage Reporting True
			1	2	3		
Army Enlisted	92	±2	67	16	17	±3	
E1 – E4	92	±2	66	14	20	±4	
Army Officers	96	±2	70	17	13	±4	
Navy Enlisted	93	±2	72	12	16	±3	
E1 – E4	92	±2	71	12	17	±4	
Navy Officers	95	±2	76	13	11	±4	
Marine Corps Enlisted	94	±1	70	14	16	±2	
E1 – E4	94	±2	70	13	16	±3	
Marine Corps Officers	98	±1	70	20	10	±4	
Air Force Enlisted	93	±2	80	7	13	±2	
E1 – E4	92	±2	78	6	15	±3	
Air Force Officers	97	±2	77	11	12	±4	
MALES	95	±1	82	6	12	±2	
Army	94	±2	80	8	12	±3	
Navy	95	±2	82	6	13	±3	
Marine Corps	95	±1	82	5	13	±2	
Air Force	96	±2	86	4	10	±3	
Enlisted	94	±1	81	7	12	±2	
E1 – E4	93	±2	79	7	14	±3	
E5 – E9	96	±1	83	6	10	±2	
Officers	97	±1	86	5	9	±3	
O1 – O3	97	±2	85	4	11	±4	
O4 – O6	97	±2	85	6	8	±4	
Experienced USC	76	±13	NR	NR	26	±16	
Not Experienced USC	95	±1	82	6	12	±2	
Experienced SH	92	±5	58	23	19	±9	
Not Experienced SH	95	±1	83	6	12	±2	
Deployed Past 12 Months	94	±2	79	8	13	±3	
Not Deployed Past 12 Months	95	±1	84	5	11	±2	
Army Enlisted	94	±2	78	9	13	±3	
E1 – E4	92	±3	76	10	15	±5	
Army Officers	96	±2	85	5	9	±4	
Navy Enlisted	94	±2	81	6	13	±4	
E1 – E4	93	±4	80	6	14	±6	
Navy Officers	97	±2	84	5	11	±4	
Marine Corps Enlisted	95	±1	81	5	13	±2	
E1 – E4	94	±2	79	5	15	±2	
Marine Corps Officers	97	±1	89	4	7	±2	
Air Force Enlisted	95	±2	86	4	10	±3	
E1 – E4	93	±4	84	4	12	±5	
Air Force Officers	98	±2	86	5	9	±5	

Note. Percent responding are active duty members who answered the question.

NR: Not reportable

86. Are the following statements true or false?

h. If you are sexually assaulted, you can request a transfer and receive a response within 72 hours.

1. True

2. False

3. Don't know

	Percent Responding		Percentages			Max ME	Percentage Reporting True
			1	2	3		
TOTAL	95	±1	61	7	32	±2	
Army	94	±2	61	9	30	±3	
Navy	95	±2	65	5	30	±3	
Marine Corps	95	±1	65	6	30	±2	
Air Force	95	±2	57	6	38	±3	
Enlisted	94	±1	61	7	32	±2	
E1 – E4	93	±2	60	6	34	±3	
E1 – E3	93	±2	61	4	35	±4	
E4	94	±2	58	9	33	±4	
E5 – E9	96	±1	63	7	30	±2	
E5 – E6	95	±1	62	7	31	±3	
E7 – E9	98	±1	67	7	26	±3	
Officers	97	±1	61	7	32	±3	
O1 – O3	97	±2	63	5	32	±4	
O4 – O6	97	±2	59	9	32	±4	
Deployed Past 12 Months	94	±2	60	8	32	±3	
Not Deployed Past 12 Months	95	±1	62	6	32	±2	
Non-Hispanic White	95	±1	61	7	32	±2	
Total Minority	94	±1	62	6	32	±2	
Non-Hispanic Black	95	±2	63	6	31	±4	
Hispanic	94	±2	59	7	34	±4	
Experienced USC	80	±7	41	15	44	±9	
Not Experienced USC	95	±1	62	7	32	±2	
Experienced SH	92	±3	48	17	35	±5	
Not Experienced SH	95	±1	62	6	32	±2	
FEMALES	94	±1	56	9	35	±2	
Army	93	±2	54	11	36	±3	
Navy	94	±2	64	7	30	±3	
Marine Corps	95	±1	62	8	30	±2	
Air Force	94	±1	52	9	40	±2	
Enlisted	93	±1	56	9	35	±2	
E1 – E4	92	±1	54	8	38	±2	
E5 – E9	94	±1	59	10	31	±2	
Officers	96	±1	57	10	34	±3	
O1 – O3	96	±2	59	8	33	±3	
O4 – O6	97	±2	53	12	35	±4	
Experienced USC	85	±4	44	14	42	±6	
Not Experienced USC	94	±1	57	9	35	±2	
Experienced SH	92	±2	46	17	37	±3	
Not Experienced SH	94	±1	59	7	34	±2	
Deployed Past 12 Months	93	±2	55	11	33	±3	
Not Deployed Past 12 Months	94	±1	56	8	35	±2	

Note. Percent responding are active duty members who answered the question.

86. Are the following statements true or false?

h. If you are sexually assaulted, you can request a transfer and receive a response within 72 hours.

	Percent Responding		Percentages			Max ME	Percentage Reporting True
			1	2	3		
Army Enlisted	93	±2	54	11	35	±3	
E1 – E4	92	±2	50	9	41	±4	
Army Officers	96	±2	52	11	37	±4	
Navy Enlisted	93	±2	61	7	31	±3	
E1 – E4	92	±2	58	8	35	±4	
Navy Officers	96	±2	75	5	20	±4	
Marine Corps Enlisted	94	±1	61	8	31	±2	
E1 – E4	94	±2	60	7	33	±3	
Marine Corps Officers	98	±1	64	11	25	±4	
Air Force Enlisted	94	±2	53	8	39	±3	
E1 – E4	93	±2	54	6	40	±4	
Air Force Officers	97	±2	49	11	40	±4	
MALES	95	±1	62	6	31	±2	
Army	95	±2	62	8	30	±3	
Navy	95	±2	65	5	30	±4	
Marine Corps	95	±1	65	6	30	±2	
Air Force	96	±2	58	5	37	±3	
Enlisted	95	±1	62	6	31	±2	
E1 – E4	93	±2	61	6	33	±3	
E5 – E9	96	±1	64	7	29	±2	
Officers	97	±2	62	6	31	±3	
O1 – O3	97	±2	64	5	32	±4	
O4 – O6	97	±2	60	8	32	±5	
Experienced USC	76	±13	39	NR	NR	±17	
Not Experienced USC	95	±1	62	6	31	±2	
Experienced SH	93	±5	50	17	33	±9	
Not Experienced SH	95	±1	63	6	31	±2	
Deployed Past 12 Months	94	±2	60	8	31	±3	
Not Deployed Past 12 Months	96	±1	63	6	31	±2	
Army Enlisted	94	±2	62	8	30	±4	
E1 – E4	93	±3	59	8	33	±6	
Army Officers	96	±3	63	8	28	±6	
Navy Enlisted	95	±2	63	5	32	±4	
E1 – E4	93	±3	59	5	36	±7	
Navy Officers	98	±2	74	3	23	±5	
Marine Corps Enlisted	95	±1	65	6	29	±2	
E1 – E4	94	±2	65	5	30	±3	
Marine Corps Officers	97	±1	62	5	33	±3	
Air Force Enlisted	95	±2	59	5	36	±3	
E1 – E4	93	±4	62	2	36	±6	
Air Force Officers	97	±2	51	7	42	±6	

Note. Percent responding are active duty members who answered the question.

NR: Not reportable

87. Suppose you see a Service member, who you do not know very well, getting drunk at a party. Someone tells you that one of your coworkers is going to lead that Service member off to have sex. What are you most likely to do in this kind of situation?

1. Nothing
2. Leave to avoid any kind of trouble
3. Find someone who knows the Service member and can help them
4. Talk to the Service member/try to get them out of the situation
5. Stop your coworker from leaving with the Service member
6. Other action

	Percent Responding		Percentages						Max ME
			1	2	3	4	5	6	
TOTAL	95	±1	2	1	12	25	55	5	±2
Army	94	±2	2	1	13	26	54	5	±3
Navy	95	±2	2	0	13	27	53	5	±3
Marine Corps	95	±1	4	1	11	21	57	7	±2
Air Force	95	±2	2	1	12	25	57	3	±3
Enlisted	94	±1	2	1	12	25	54	5	±2
E1 – E4	93	±2	3	1	14	26	51	5	±3
E1 – E3	92	±2	3	1	15	24	52	6	±4
E4	94	±2	3	1	13	28	50	4	±4
E5 – E9	96	±1	2	1	10	25	59	5	±2
E5 – E6	96	±1	2	1	11	25	57	4	±3
E7 – E9	98	±1	1	0	7	23	63	5	±4
Officers	97	±1	2	0	14	25	56	4	±3
O1 – O3	97	±2	2	0	15	26	53	4	±4
O4 – O6	97	±2	1	0	13	24	59	3	±4
Deployed Past 12 Months	94	±2	3	1	13	25	53	5	±3
Not Deployed Past 12 Months	95	±1	2	1	12	25	56	4	±2
Non-Hispanic White	95	±1	2	1	13	24	56	5	±2
Total Minority	94	±1	2	1	12	28	53	5	±2
Non-Hispanic Black	95	±2	2	1	11	29	53	4	±4
Hispanic	93	±2	3	1	12	25	54	6	±4
Experienced USC	79	±7	9	3	9	29	43	6	±11
Not Experienced USC	95	±1	2	1	12	25	55	5	±2
Experienced SH	93	±3	4	1	14	27	49	6	±5
Not Experienced SH	95	±1	2	1	12	25	55	5	±2
FEMALES	94	±1	1	0	12	28	56	3	±2
Army	93	±2	1	1	13	28	55	2	±3
Navy	94	±2	1	0	14	31	52	3	±3
Marine Corps	95	±1	2	0	9	22	62	5	±2
Air Force	95	±1	1	0	11	28	58	2	±2
Enlisted	93	±1	1	0	12	28	56	3	±2
E1 – E4	93	±1	1	1	14	27	54	3	±2
E5 – E9	94	±1	1	0	9	30	58	2	±2
Officers	97	±1	0	0	15	27	55	2	±3
O1 – O3	96	±1	1	0	15	28	54	2	±3
O4 – O6	98	±1	0	0	15	25	57	3	±4
Experienced USC	84	±4	2	1	12	25	57	3	±6
Not Experienced USC	95	±1	1	0	12	28	56	3	±2
Experienced SH	92	±2	1	1	12	30	54	3	±3
Not Experienced SH	95	±1	1	0	12	28	56	3	±2
Deployed Past 12 Months	94	±2	1	0	12	29	55	3	±3
Not Deployed Past 12 Months	94	±1	1	0	12	28	56	3	±2

Note. Percent responding are active duty members who answered the question.

87. Suppose you see a Service member, who you do not know very well, getting drunk at a party. Someone tells you that one of your coworkers is going to lead that Service member off to have sex. What are you most likely to do in this kind of situation?

	Percent Responding		Percentages						Max ME
			1	2	3	4	5	6	
Army Enlisted	93	±2	1	1	12	28	56	2	±3
E1 – E4	92	±2	2	1	14	28	53	2	±4
Army Officers	96	±2	1	0	16	26	54	3	±4
Navy Enlisted	93	±2	1	1	14	31	52	3	±3
E1 – E4	92	±2	1	1	15	28	52	3	±4
Navy Officers	96	±2	0	0	14	30	53	3	±4
Marine Corps Enlisted	94	±1	2	0	8	22	62	5	±2
E1 – E4	94	±2	2	0	9	22	61	5	±3
Marine Corps Officers	98	±1	0	0	15	21	61	3	±4
Air Force Enlisted	94	±2	1	0	10	28	58	2	±3
E1 – E4	93	±2	1	1	13	27	56	2	±4
Air Force Officers	98	±2	1	0	14	26	57	2	±4
MALES	95	±1	3	1	12	25	55	5	±2
Army	95	±2	2	1	13	25	54	5	±3
Navy	96	±2	3	0	13	26	53	5	±4
Marine Corps	95	±1	4	1	11	21	56	7	±2
Air Force	95	±2	2	1	13	24	56	4	±3
Enlisted	95	±1	3	1	12	25	54	5	±2
E1 – E4	93	±2	3	1	14	26	50	6	±3
E5 – E9	97	±1	2	1	10	24	59	5	±2
Officers	97	±1	2	0	14	24	56	4	±3
O1 – O3	97	±2	2	0	15	25	53	5	±4
O4 – O6	97	±2	1	0	13	24	59	3	±5
Experienced USC	75	±13	NR	4	7	NR	30	8	±17
Not Experienced USC	95	±1	2	1	12	25	55	5	±2
Experienced SH	93	±4	6	2	15	24	44	9	±9
Not Experienced SH	95	±1	2	1	12	25	55	5	±2
Deployed Past 12 Months	94	±2	3	1	13	25	53	6	±3
Not Deployed Past 12 Months	95	±1	2	1	12	25	56	5	±2
Army Enlisted	94	±2	2	1	13	25	53	5	±4
E1 – E4	93	±3	3	1	16	27	48	5	±6
Army Officers	97	±2	2	0	11	25	57	4	±6
Navy Enlisted	95	±2	3	0	12	27	52	6	±4
E1 – E4	93	±4	2	0	15	27	48	7	±7
Navy Officers	98	±2	1	0	14	25	57	3	±5
Marine Corps Enlisted	95	±1	4	1	11	21	56	8	±2
E1 – E4	94	±2	5	1	12	21	52	8	±3
Marine Corps Officers	98	±1	2	0	12	18	61	7	±3
Air Force Enlisted	95	±2	3	1	12	24	57	4	±3
E1 – E4	92	±4	5	1	12	26	53	2	±5
Air Force Officers	98	±2	1	1	17	24	52	4	±6

Note. Percent responding are active duty members who answered the question.

NR: Not reportable

88. Which reason below best explains your reaction to the situation in the previous question?

1. I don't see this situation as a problem.
2. It's none of my business.
3. I could be picked on or made fun of.
4. I wouldn't want to become the focus of my coworker's attention.
5. Nothing I could do or say would make a difference.
6. It is hard to reason with someone who has been drinking.
7. I don't believe the Service member would listen to me if they do not know me very well.
8. The Service member should not have gotten into this situation in the first place.
9. People put themselves into this type of situation because they want to drink and have sex.
10. Other reason

	Percent Responding		Percentages										Max ME
			1	2	3	4	5	6	7	8	9	10	
TOTAL	3	±1	29	15	3	1	5	6	9	4	12	17	±8
Army	3	±1	17	14	NR	NR	NR	8	17	NR	NR	15	±17
Navy	3	±1	NR	18	NR	1	NR	NR	3	NR	NR	13	±16
Marine Corps	4	±1	36	16	1	1	7	5	2	2	10	21	±8
Air Force	2	±1	NR	11	NR	NR	4	4	8	8	11	18	±14
Enlisted	3	±1	28	14	3	1	6	6	9	4	13	18	±9
E1 – E4	4	±1	27	11	4	2	6	5	10	5	12	17	±12
E1 – E3	3	±2	NR	14	NR	1	4	5	NR	2	7	15	±13
E4	4	±2	19	9	NR	NR	NR	6	8	8	NR	18	±14
E5 – E9	2	±1	30	19	0	0	5	7	6	2	13	19	±13
E5 – E6	3	±1	30	21	NR	0	5	8	5	2	14	16	±14
E7 – E9	1	±1	NR	3	NR	NR	NR	NR	NR	NR	3	NR	±9
Officers	2	±1	NR	NR	NR	NR	1	NR	NR	NR	NR	8	±14
O1 – O3	2	±1	NR	NR	NR	NR	1	NR	NR	NR	NR	NR	±5
O4 – O6	2	±2	NR	NR	NR	NR	NR	NR	NR	NR	4	NR	±9
Deployed Past 12 Months	3	±1	32	10	0	NR	NR	6	6	6	13	18	±13
Not Deployed Past 12 Months	3	±1	26	18	4	0	5	5	10	3	12	16	±11
Non-Hispanic White	3	±1	29	13	NR	0	8	2	10	3	14	19	±11
Total Minority	3	±1	28	17	4	NR	1	10	7	6	10	14	±13
Non-Hispanic Black	3	±2	19	16	NR	NR	1	NR	13	3	NR	17	±17
Hispanic	3	±2	NR	NR	NR	0	3	NR	0	NR	NR	8	±13
Experienced USC	10	±7	NR	10	NR	0	1	NR	NR	NR	NR	NR	±16
Not Experienced USC	3	±1	30	15	2	1	5	6	9	4	11	16	±8
Experienced SH	5	±3	8	NR	NR	1	1	NR	1	2	NR	NR	±15
Not Experienced SH	3	±1	31	15	1	1	6	6	10	4	10	16	±9
FEMALES	1	±1	19	29	0	3	2	5	8	4	5	24	±12
Army	2	±1	NR	NR	NR	NR	NR	NR	NR	4	NR	26	±18
Navy	1	±1	NR	NR	NR	NR	NR	NR	NR	NR	NR	NR	
Marine Corps	2	±1	23	25	NR	8	3	NR	2	NR	6	27	±13
Air Force	1	±1	NR	NR	NR	NR	NR	NR	NR	NR	NR	NR	
Enlisted	1	±1	19	30	NR	4	2	6	9	2	5	25	±13
E1 – E4	2	±1	18	30	NR	5	NR	NR	11	NR	6	24	±15
E5 – E9	1	±1	NR	NR	NR	1	1	NR	NR	NR	1	NR	±3
Officers	1	±1	NR	NR	NR	NR	NR	NR	NR	NR	NR	NR	
O1 – O3	1	±1	NR	NR	NR	NR	NR	NR	NR	NR	NR	NR	
O4 – O6	0	±1	NR	NR	NR	NR	NR	NR	NR	NR	NR	NR	
Experienced USC	3	±2	NR	NR	NR	1	NR	NR	NR	NR	1	NR	±7
Not Experienced USC	1	±1	21	25	0	4	2	6	9	4	6	23	±12
Experienced SH	2	±1	11	NR	1	NR	NR	NR	7	NR	NR	NR	±15
Not Experienced SH	1	±1	24	28	NR	3	0	8	8	3	6	20	±14
Deployed Past 12 Months	1	±1	15	NR	NR	NR	1	1	NR	NR	NR	NR	±17
Not Deployed Past 12 Months	1	±1	21	27	0	3	3	7	7	3	6	23	±14

Note. Percent responding are active duty members who answered the question and who indicated they would do "Nothing" or "Leave to avoid any kind of trouble" (Q87).
NR: Not reportable

88. Which reason below best explains your reaction to the situation in the previous question?

	Percent Responding		Percentages										Max ME	
			1	2	3	4	5	6	7	8	9	10		
Army Enlisted	2	±1	NR	NR	NR	NR	NR	NR	NR	NR	NR	NR	NR	
E1 – E4	2	±2	NR	NR	NR	NR	NR	NR	NR	NR	NR	NR	NR	
Army Officers	1	±1	NR	NR	NR	NR	NR	NR	NR	NR	NR	NR	NR	
Navy Enlisted	1	±1	NR	NR	NR	NR	NR	NR	NR	NR	NR	NR	NR	
E1 – E4	2	±1	NR	NR	NR	NR	NR	NR	NR	NR	NR	NR	NR	
Navy Officers	0	±1	NR	NR	NR	NR	NR	NR	NR	NR	NR	NR	NR	
Marine Corps Enlisted	2	±1	23	25	NR	9	3	NR	2	NR	6	27	±13	
E1 – E4	2	±1	23	28	NR	8	NR	NR	NR	NR	4	26	±14	
Marine Corps Officers	0	±1	NR	NR	NR	NR	NR	NR	NR	NR	NR	NR	NR	
Air Force Enlisted	1	±1	NR	NR	NR	NR	NR	NR	NR	NR	NR	NR	NR	
E1 – E4	1	±1	NR	NR	NR	NR	NR	NR	NR	NR	NR	NR	NR	
Air Force Officers	1	±1	NR	NR	NR	NR	NR	NR	NR	NR	NR	NR	NR	
MALES	3	±1	29	14	3	1	5	6	9	4	13	16	±9	
Army	3	±1	17	12	NR	NR	NR	9	NR	NR	NR	14	±16	
Navy	3	±2	NR	18	NR	NR	NR	NR	NR	NR	NR	NR	±18	
Marine Corps	5	±1	36	16	1	0	7	5	2	2	10	20	±8	
Air Force	3	±2	NR	10	NR	NR	NR	4	8	8	11	19	±15	
Enlisted	3	±1	29	13	3	1	6	6	9	4	13	17	±9	
E1 – E4	4	±1	28	10	4	NR	7	5	10	6	13	16	±13	
E5 – E9	2	±1	30	18	NR	NR	5	7	6	2	13	19	±13	
Officers	2	±1	NR	NR	NR	NR	NR	NR	NR	NR	NR	8	±15	
O1 – O3	2	±2	NR	NR	NR	NR	NR	NR	NR	NR	NR	NR		
O4 – O6	2	±2	NR	NR	NR	NR	NR	NR	NR	NR	3	NR	±9	
Experienced USC	15	±12	NR	4	NR	NR	NR	NR	NR	NR	NR	NR	±10	
Not Experienced USC	3	±1	30	14	2	1	6	6	9	4	12	15	±9	
Experienced SH	8	±5	NR	NR	NR	NR	NR	NR	NR	1	NR	NR	±6	
Not Experienced SH	3	±1	32	14	1	1	6	6	10	5	10	15	±9	
Deployed Past 12 Months	4	±1	33	9	0	NR	NR	6	6	6	14	18	±13	
Not Deployed Past 12 Months	3	±1	27	17	5	0	5	5	11	3	12	15	±12	
Army Enlisted	3	±2	NR	NR	NR	NR	NR	NR	NR	NR	NR	17	±16	
E1 – E4	3	±2	NR	NR	NR	NR	NR	NR	NR	NR	NR	NR		
Army Officers	2	±2	NR	NR	NR	NR	NR	NR	NR	NR	NR	NR		
Navy Enlisted	3	±2	NR	NR	NR	NR	NR	NR	NR	NR	NR	NR		
E1 – E4	2	±2	NR	NR	NR	NR	NR	NR	NR	NR	NR	NR		
Navy Officers	1	±2	NR	NR	NR	NR	NR	NR	NR	NR	NR	NR		
Marine Corps Enlisted	5	±1	35	16	1	0	8	5	2	2	10	21	±8	
E1 – E4	6	±2	34	15	1	0	8	6	2	2	10	19	±10	
Marine Corps Officers	2	±1	NR	NR	NR	NR	NR	NR	NR	NR	NR	NR		
Air Force Enlisted	3	±2	NR	12	NR	NR	NR	NR	NR	7	10	19	±17	
E1 – E4	5	±3	NR	NR	NR	NR	NR	NR	NR	NR	NR	NR		
Air Force Officers	2	±2	NR	NR	NR	NR	NR	NR	NR	NR	NR	NR		

Note. Percent responding are active duty members who answered the question and who indicated they would do "Nothing" or "Leave to avoid any kind of trouble" (Q87).
NR: Not reportable

89. Experience of unwanted sexual contact rate prior to entry into the military.

	Percent Responding		Percentages	Max ME	Percentage Reporting Yes
			Yes		
TOTAL	100	±0	9	±1	
Army	100	±0	9	±2	
Navy	100	±0	11	±2	
Marine Corps	100	±0	8	±1	
Air Force	100	±0	9	±1	
Enlisted	100	±0	10	±1	
E1 – E4	100	±0	9	±2	
E1 – E3	100	±0	9	±2	
E4	100	±0	10	±2	
E5 – E9	100	±0	10	±1	
E5 – E6	100	±0	10	±2	
E7 – E9	100	±0	9	±2	
Officers	100	±0	9	±2	
O1 – O3	100	±0	8	±2	
O4 – O6	100	±0	11	±2	
Deployed Past 12 Months	100	±0	8	±1	
Not Deployed Past 12 Months	100	±0	10	±1	
Non-Hispanic White	100	±0	9	±1	
Total Minority	100	±0	11	±1	
Non-Hispanic Black	100	±0	11	±2	
Hispanic	100	±0	10	±2	
Experienced USC	100	±0	31	±8	
Not Experienced USC	100	±0	9	±1	
Experienced SH	100	±0	31	±4	
Not Experienced SH	100	±0	8	±1	
FEMALES	100	±0	30	±2	
Army	100	±0	31	±2	
Navy	100	±0	30	±2	
Marine Corps	100	±0	35	±2	
Air Force	100	±0	27	±2	
Enlisted	100	±0	30	±2	
E1 – E4	100	±0	30	±2	
E5 – E9	100	±0	31	±2	
Officers	100	±0	28	±2	
O1 – O3	100	±0	26	±3	
O4 – O6	100	±0	31	±4	
Experienced USC	100	±0	45	±5	
Not Experienced USC	100	±0	29	±2	
Experienced SH	100	±0	45	±3	
Not Experienced SH	100	±0	25	±2	
Deployed Past 12 Months	100	±0	29	±3	
Not Deployed Past 12 Months	100	±0	30	±2	

Note. Percent responding are active duty members who answered the question.

89. Experience of unwanted sexual contact rate prior to entry into the military.

	Percent Responding		Percentages	Max ME	Percentage Reporting Yes
			Yes		
Army Enlisted	100	±0	31	±3	
E1 – E4	100	±0	30	±4	
Army Officers	100	±0	31	±4	
Navy Enlisted	100	±0	31	±3	
E1 – E4	100	±0	30	±4	
Navy Officers	100	±0	24	±3	
Marine Corps Enlisted	100	±0	35	±2	
E1 – E4	100	±0	34	±3	
Marine Corps Officers	100	±0	30	±4	
Air Force Enlisted	100	±0	27	±2	
E1 – E4	100	±0	26	±3	
Air Force Officers	100	±0	25	±4	
MALES	100	±0	6	±1	
Army	100	±0	6	±2	
Navy	100	±0	7	±2	
Marine Corps	100	±0	6	±1	
Air Force	100	±0	4	±2	
Enlisted	100	±0	6	±1	
E1 – E4	100	±0	6	±2	
E5 – E9	100	±0	6	±2	
Officers	100	±0	6	±2	
O1 – O3	100	±0	4	±2	
O4 – O6	100	±0	8	±3	
Experienced USC	100	±0	19	±15	
Not Experienced USC	100	±0	6	±1	
Experienced SH	100	±0	18	±8	
Not Experienced SH	100	±0	5	±1	
Deployed Past 12 Months	100	±0	5	±2	
Not Deployed Past 12 Months	100	±0	7	±1	
Army Enlisted	100	±0	6	±2	
E1 – E4	100	±0	5	±3	
Army Officers	100	±0	4	±3	
Navy Enlisted	100	±0	7	±3	
E1 – E4	100	±0	8	±5	
Navy Officers	100	±0	8	±3	
Marine Corps Enlisted	100	±0	7	±1	
E1 – E4	100	±0	7	±2	
Marine Corps Officers	100	±0	6	±2	
Air Force Enlisted	100	±0	4	±2	
E1 – E4	100	±0	4	±3	
Air Force Officers	100	±0	5	±3	

Note. Percent responding are active duty members who answered the question.

90. Constructed from Q32 and Q90: Experience of unwanted sexual contact rate since joining the military (including those who experienced unwanted sexual contact in the past 12 months).

	Percent Responding		Percentages	Max ME	Percentage Reporting Yes
			Yes		
TOTAL	100	±0	7	±1	
Army	100	±0	7	±1	
Navy	100	±0	9	±2	
Marine Corps	100	±0	6	±1	
Air Force	100	±0	5	±1	
Enlisted	100	±0	7	±1	
E1 – E4	100	±0	6	±1	
E1 – E3	100	±0	6	±2	
E4	100	±0	7	±2	
E5 – E9	100	±0	7	±1	
E5 – E6	100	±0	7	±1	
E7 – E9	100	±0	7	±2	
Officers	100	±0	5	±1	
O1 – O3	100	±0	5	±1	
O4 – O6	100	±0	6	±2	
Deployed Past 12 Months	100	±0	6	±1	
Not Deployed Past 12 Months	100	±0	7	±1	
Non-Hispanic White	100	±0	5	±1	
Total Minority	100	±0	9	±1	
Non-Hispanic Black	100	±0	10	±2	
Hispanic	100	±0	7	±2	
Experienced USC	100	±0	100	±0	
Not Experienced USC	100	±0	5	±1	
Experienced SH	100	±0	37	±4	
Not Experienced SH	100	±0	4	±1	
FEMALES	100	±0	23	±1	
Army	100	±0	26	±2	
Navy	100	±0	23	±2	
Marine Corps	100	±0	29	±2	
Air Force	100	±0	17	±2	
Enlisted	100	±0	24	±2	
E1 – E4	100	±0	20	±2	
E5 – E9	100	±0	28	±2	
Officers	100	±0	20	±2	
O1 – O3	100	±0	17	±2	
O4 – O6	100	±0	21	±3	
Experienced USC	100	±0	100	±0	
Not Experienced USC	100	±0	18	±1	
Experienced SH	100	±0	48	±3	
Not Experienced SH	100	±0	15	±1	
Deployed Past 12 Months	100	±0	25	±2	
Not Deployed Past 12 Months	100	±0	22	±2	

Note. Percent responding are active duty members who answered the question.

90. Constructed from Q32 and Q90: Experience of unwanted sexual contact rate since joining the military (including those who experienced unwanted sexual contact in the past 12 months).

	Percent Responding		Percentages	Max ME	Percentage Reporting Yes
			Yes		
Army Enlisted	100	±0	27	±3	
E1 – E4	100	±0	23	±3	
Army Officers	100	±0	25	±4	
Navy Enlisted	100	±0	24	±3	
E1 – E4	100	±0	22	±3	
Navy Officers	100	±0	18	±3	
Marine Corps Enlisted	100	±0	30	±2	
E1 – E4	100	±0	25	±2	
Marine Corps Officers	100	±0	28	±4	
Air Force Enlisted	100	±0	18	±2	
E1 – E4	100	±0	13	±3	
Air Force Officers	100	±0	13	±3	
MALES	100	±0	4	±1	
Army	100	±0	3	±2	
Navy	100	±0	6	±2	
Marine Corps	100	±0	4	±1	
Air Force	100	±0	2	±1	
Enlisted	100	±0	4	±1	
E1 – E4	100	±0	4	±2	
E5 – E9	100	±0	4	±1	
Officers	100	±0	3	±1	
O1 – O3	100	±0	2	±2	
O4 – O6	100	±0	4	±2	
Experienced USC	100	±0	NR		
Not Experienced USC	100	±0	3	±1	
Experienced SH	100	±0	26	±8	
Not Experienced SH	100	±0	3	±1	
Deployed Past 12 Months	100	±0	4	±1	
Not Deployed Past 12 Months	100	±0	4	±1	
Army Enlisted	100	±0	4	±2	
E1 – E4	100	±0	3	±2	
Army Officers	100	±0	3	±2	
Navy Enlisted	100	±0	7	±3	
E1 – E4	100	±0	8	±5	
Navy Officers	100	±0	4	±3	
Marine Corps Enlisted	100	±0	4	±1	
E1 – E4	100	±0	4	±1	
Marine Corps Officers	100	±0	2	±1	
Air Force Enlisted	100	±0	2	±1	
E1 – E4	100	±0	2	±2	
Air Force Officers	100	±0	1	±2	

Note. Percent responding are active duty members who answered the question.

NR: Not reportable

91. In your opinion, has sexual assault in our nation become more or less of a problem over the last 4 years?

1. Less of a problem today

2. About the same as 4 years ago

3. More of a problem today

	Percent Responding		Percentages			Max ME
			1	2	3	
TOTAL	95	±1	18	47	35	±2
Army	94	±2	17	44	38	±3
Navy	95	±2	20	48	33	±3
Marine Corps	95	±1	15	44	41	±2
Air Force	95	±2	18	52	30	±3
Enlisted	94	±1	18	44	37	±2
E1 – E4	93	±2	19	44	37	±3
E1 – E3	92	±2	20	43	37	±4
E4	94	±2	18	45	37	±4
E5 – E9	96	±1	17	45	37	±2
E5 – E6	95	±1	17	46	37	±3
E7 – E9	98	±1	17	43	39	±4
Officers	97	±1	15	59	27	±3
O1 – O3	97	±2	16	60	24	±4
O4 – O6	98	±2	11	60	29	±4
Deployed Past 12 Months	94	±2	19	47	34	±3
Not Deployed Past 12 Months	95	±1	17	47	36	±2
Non-Hispanic White	95	±1	17	52	30	±2
Total Minority	94	±2	18	38	44	±2
Non-Hispanic Black	94	±2	14	35	51	±4
Hispanic	93	±2	20	39	41	±4
Experienced USC	78	±8	12	36	53	±9
Not Experienced USC	95	±1	18	47	35	±2
Experienced SH	92	±3	9	43	48	±5
Not Experienced SH	95	±1	18	47	34	±2
FEMALES	94	±1	10	44	45	±2
Army	93	±2	11	41	49	±3
Navy	93	±2	13	45	43	±3
Marine Corps	94	±1	6	42	51	±2
Air Force	94	±1	9	49	43	±2
Enlisted	93	±1	11	41	48	±2
E1 – E4	92	±2	11	40	49	±2
E5 – E9	94	±1	10	42	47	±2
Officers	96	±1	10	57	33	±3
O1 – O3	96	±1	10	57	33	±3
O4 – O6	97	±2	8	59	32	±4
Experienced USC	84	±4	7	36	56	±6
Not Experienced USC	94	±1	11	45	45	±2
Experienced SH	92	±2	7	41	52	±3
Not Experienced SH	94	±1	11	45	43	±2
Deployed Past 12 Months	93	±2	11	44	45	±3
Not Deployed Past 12 Months	94	±1	10	44	45	±2

Note. Percent responding are active duty members who answered the question.

91. In your opinion, has sexual assault in our nation become more or less of a problem over the last 4 years?

	Percent Responding		Percentages			Max ME
			1	2	3	
Army Enlisted	92	±2	11	37	52	±3
E1 – E4	91	±2	11	38	51	±4
Army Officers	96	±2	10	55	35	±4
Navy Enlisted	93	±2	14	42	44	±3
E1 – E4	92	±2	13	41	46	±4
Navy Officers	96	±2	8	58	34	±4
Marine Corps Enlisted	94	±1	7	40	54	±2
E1 – E4	93	±2	6	38	56	±3
Marine Corps Officers	98	±1	6	62	32	±4
Air Force Enlisted	94	±2	8	46	46	±3
E1 – E4	93	±2	8	44	48	±4
Air Force Officers	97	±2	11	59	30	±4
MALES	95	±1	19	47	34	±2
Army	94	±2	18	45	37	±3
Navy	95	±2	21	48	31	±4
Marine Corps	95	±1	15	45	40	±2
Air Force	95	±2	21	52	27	±3
Enlisted	94	±1	20	45	35	±2
E1 – E4	93	±2	21	44	35	±3
E5 – E9	96	±1	18	46	36	±2
Officers	97	±1	16	59	25	±3
O1 – O3	97	±2	18	60	22	±4
O4 – O6	98	±2	12	60	28	±5
Experienced USC	72	±13	16	35	NR	±18
Not Experienced USC	95	±1	19	47	34	±2
Experienced SH	93	±5	10	45	44	±9
Not Experienced SH	95	±1	19	47	33	±2
Deployed Past 12 Months	94	±2	20	48	32	±3
Not Deployed Past 12 Months	95	±1	18	47	35	±2
Army Enlisted	94	±2	19	43	38	±4
E1 – E4	92	±3	21	43	36	±6
Army Officers	97	±2	16	55	29	±6
Navy Enlisted	94	±2	21	47	32	±4
E1 – E4	93	±4	20	49	31	±7
Navy Officers	97	±2	18	57	25	±5
Marine Corps Enlisted	95	±1	16	42	42	±2
E1 – E4	94	±2	17	42	41	±3
Marine Corps Officers	98	±1	14	61	25	±3
Air Force Enlisted	95	±2	22	49	29	±3
E1 – E4	92	±4	24	45	31	±6
Air Force Officers	98	±2	15	65	20	±6

Note. Percent responding are active duty members who answered the question.

NR: Not reportable

92. In your opinion, has sexual assault in the military become more or less of a problem over the last 4 years?

1. Less of a problem today

2. About the same as 4 years ago

3. More of a problem today

	Percent Responding		Percentages			Max ME
			1	2	3	
TOTAL	57	±1	24	44	32	±2
Army	56	±2	21	43	36	±3
Navy	59	±2	29	43	28	±4
Marine Corps	44	±1	19	42	39	±2
Air Force	62	±2	26	48	26	±3
Enlisted	52	±1	24	43	33	±2
E1 – E4	16	±2	23	42	34	±6
E1 – E3	2	±1	NR	NR	NR	
E4	31	±3	22	44	35	±6
E5 – E9	94	±1	24	43	33	±2
E5 – E6	92	±2	25	44	32	±3
E7 – E9	98	±1	24	40	37	±4
Officers	77	±2	23	50	28	±3
O1 – O3	61	±3	25	48	26	±5
O4 – O6	97	±2	20	52	28	±4
Deployed Past 12 Months	59	±3	24	44	32	±3
Not Deployed Past 12 Months	55	±2	24	44	32	±2
Non-Hispanic White	56	±2	24	49	27	±2
Total Minority	57	±2	24	37	40	±3
Non-Hispanic Black	64	±3	18	33	49	±4
Hispanic	54	±4	26	38	37	±4
Experienced USC	36	±8	16	37	47	±15
Not Experienced USC	57	±1	24	44	32	±2
Experienced SH	48	±5	13	37	50	±6
Not Experienced SH	57	±1	25	45	31	±2
FEMALES	52	±1	16	43	41	±2
Army	51	±2	15	38	47	±3
Navy	47	±2	21	42	37	±3
Marine Corps	38	±1	10	45	45	±3
Air Force	61	±2	14	48	38	±3
Enlisted	49	±1	16	40	44	±2
E1 – E4	15	±2	13	38	49	±5
E5 – E9	91	±2	16	41	43	±2
Officers	67	±2	16	52	32	±3
O1 – O3	51	±3	17	52	31	±4
O4 – O6	96	±2	15	53	32	±4
Experienced USC	32	±5	8	34	57	±9
Not Experienced USC	53	±1	16	43	41	±2
Experienced SH	47	±3	9	42	49	±4
Not Experienced SH	54	±1	18	43	39	±2
Deployed Past 12 Months	61	±3	16	43	41	±3
Not Deployed Past 12 Months	49	±1	16	43	41	±2

Note. Percent responding are active duty members who answered the question and who had been in active duty service for four years or more. Member's years of service determined by administrative data.

NR: Not reportable

92. In your opinion, has sexual assault in the military become more or less of a problem over the last 4 years?

	Percent Responding		Percentages			Max ME
			1	2	3	
Army Enlisted	46	±2	14	34	52	±4
E1 – E4	17	±3	13	36	51	±8
Army Officers	70	±3	16	49	35	±5
Navy Enlisted	43	±2	22	39	39	±4
E1 – E4	14	±2	15	38	47	±8
Navy Officers	65	±3	16	53	31	±4
Marine Corps Enlisted	34	±1	10	42	48	±3
E1 – E4	6	±1	10	37	54	±8
Marine Corps Officers	66	±3	9	59	32	±6
Air Force Enlisted	60	±2	14	46	40	±3
E1 – E4	17	±3	13	40	47	±9
Air Force Officers	64	±3	17	56	27	±5
MALES	57	±1	25	44	30	±2
Army	57	±2	22	44	35	±3
Navy	62	±2	30	43	27	±4
Marine Corps	45	±1	20	42	38	±2
Air Force	62	±2	28	48	23	±3
Enlisted	53	±2	25	43	31	±2
E1 – E4	16	±2	25	43	32	±7
E5 – E9	94	±1	26	43	31	±2
Officers	79	±2	24	49	27	±4
O1 – O3	64	±4	27	47	26	±5
O4 – O6	97	±2	20	52	28	±5
Experienced USC	40	±14	NR	NR	NR	
Not Experienced USC	58	±1	25	44	30	±2
Experienced SH	49	±8	16	33	51	±11
Not Experienced SH	58	±1	25	45	30	±2
Deployed Past 12 Months	59	±3	25	44	30	±3
Not Deployed Past 12 Months	57	±2	25	45	31	±2
Army Enlisted	53	±2	22	43	35	±4
E1 – E4	19	±4	18	50	32	±11
Army Officers	79	±4	22	46	32	±6
Navy Enlisted	58	±3	32	41	27	±5
E1 – E4	18	±4	36	37	27	±14
Navy Officers	82	±4	25	48	27	±6
Marine Corps Enlisted	40	±1	19	39	42	±2
E1 – E4	10	±2	23	31	46	±7
Marine Corps Officers	76	±2	21	55	23	±4
Air Force Enlisted	58	±2	29	47	24	±4
E1 – E4	12	±3	33	41	25	±13
Air Force Officers	78	±4	27	53	21	±6

Note. Percent responding are active duty members who answered the question and who had been in active duty service for four years or more. Member's years of service determined by administrative data.

NR: Not reportable

Survey Instrument



Human Resources Strategic Assessment Program (HRSAP)

Information and Technology for Better Decision Making

- You have reached the redirect page for Department of Defense Human Resources Strategic Assessment Program (HRSAP) surveys. You will be redirected to our contractor's web site (a secure .com site run by Data Recognition Corporation) to participate in the survey.
- DMDC has set up a telephone line for anyone who wishes to verify the survey's legitimacy. Call DSN 372-1034 from any DoD or other government telephone with DSN for a list of current DMDC surveys. If you do not have access to a DSN telephone line, call 1-571-372-1034. The prerecorded list does not include surveys conducted by agencies other than DMDC.
- Please enter your Ticket Number below, then click the Continue button to access your survey.

HR Human Relations Surveys

2012 Workplace and Gender Relations Survey of Active Duty Members

Welcome

[Security Protection Advisory](#)

RCS# DD-P&R(QD)1947

Exp. 12/31/2013

You have been selected to take a survey about your workplace and gender experiences over the past year. Verify and/or update your postal and e-mail address [click here](#). When you click *Continue*, you will be asked to:

- Create a Personal Identification Number (PIN)
- Read the Privacy Act and Informed Consent Statement
- Take the survey

Thank you for your time and participation.

[Frequently Asked Questions / How to Contact Us](#)

PRIVACY ACT STATEMENT & INFORMED CONSENT INFORMATION

In accordance with the Privacy Act, this notice informs you of the purpose of the survey and how the findings of these surveys will be used. It also provides information about the Privacy Act and about informed consent. Please read it carefully.

AUTHORITY: 10 USC Sections 136, 1782, and 2358.

PRINCIPAL PURPOSE: Information collected in this survey will be used to research attitudes and perceptions about gender-related issues, estimate the level of sexual harassment and unwanted sexual contact, and identify areas where improvements are needed. This information will assist in the formulation of policies which may be needed to improve the working environment. Reports will be provided to the Department of Defense (DoD), Department of Homeland Security (DHS), each Military Department, and the Joint Chiefs of Staff. Findings will be used in reports and testimony provided to Congress. Some findings may be published by the Defense Manpower Data Center (DMDC) or in professional journals, or presented at conferences, symposia, and scientific meetings. Data could be used in future research. Datasets without any identifying information may be analyzed by researchers outside of DMDC. Briefings and reports on results from these surveys will be posted on the Web: <http://www.dmdc.osd.mil/surveys/>

ROUTINE USES: None.

DISCLOSURE: Providing information on this survey is voluntary. Most people can complete the survey 16-30 minutes. There is no penalty or loss of benefits to which you are entitled if you choose not to respond. However, maximum participation is encouraged so that the data will be complete and representative. Your survey responses will be treated as confidential. Identifying information will be used only by government and contractor staff engaged in, and for purposes of, the survey research. For example, the research oversight office of the Office of the Under Secretary of Defense (Personnel and Readiness) and representatives of the U.S. Army Medical Research and Materiel Command are eligible to review research records as a part of their responsibility to protect human subjects in research. This survey is being conducted for research purposes. In no case will individual identifiable survey responses be reported. If you answer any items and indicate distress or being upset, etc., you will not be contacted for follow-up purposes. However, if you indicate a direct threat to harm yourself or others within responses or communications about the survey, because of concern for your welfare, DMDC may notify an office in your area for appropriate action.

SURVEY ELIGIBILITY AND POTENTIAL BENEFITS: DMDC uses well-established, scientific procedures to randomly select a sample that represents the Defense community based on combinations of demographic characteristics (for example, Service, gender). This is your chance to be heard on issues that directly affect you, including activation/deployment experience, retention, and reunion and reintegration support. While there is no direct benefit for your individual participation, your responses on this survey *make a difference*.

STATEMENT OF RISK: The data collection procedures are not expected to involve any risk or discomfort to you. The only risk to you is accidental or unintentional disclosure of the data you provide. However, the government and its contractors have a number of policies and procedures to ensure that survey data are safe and protected. For example, no identifying information (name, address, Social Security Number) is ever stored in the same file as survey responses. Survey data may be shared with organizations doing research on DoD personnel but only after minimizing detailed demographic data (for example, paygrade and detailed location information) that could possibly be used to identify an individual. A confidentiality analysis is performed to reduce the risk of there being a combination of demographic variables that can single out an individual. Government and contractor staff members have been trained to protect client identity and are subject to civil penalties for violating your confidentiality.

A respondent who experienced sexual harassment or unwanted sexual contact may experience discomfort and/or other emotions while completing the survey. Contact information is provided below for those who experience such discomfort.

- **If you are a victim of sexual assault, or a person who wishes to prevent or respond to this crime, you may want to contact a Sexual Assault Response Coordinator (SARC) or Victim Advocate (VA).**
 - **To reach Military OneSource 24/7 for restricted/unrestricted reporting and established DoD Sexual Assault Services, call a hotline number:**

Stateside: 1-800-342-9647
Overseas: 00-800-3429-6477 or call collect 1-484-530-5908
Worldwide: <http://www.militaryonesource.com/> or www.sapr.mil/
 - Coast Guard members may want to call Employee Assistance Program Counseling Services (1-800-222-0364)

- **If you are a victim of sexual harassment, or a person who wishes to prevent or respond to it, you may want to contact your Service's local sexual harassment or equal opportunity office.**
 - **To reach a hotline for your Service call:**
Army: 1-800-267-9964 Marine Corps: 703-784-9371
Navy: 1-800-253-0931 Air Force: 1-800-616-3775
Coast Guard: 1-800-222-0364

There are other types of helping professionals you can contact as well: Overseas members can contact Military OneSource by calling 800-3429-6477 (Dial country access code; do not dial "1"). You can also contact the counseling hotline: 1-800-784-2433 (1-800-SUICIDE: an anonymous, civilian hotline).

If you experience any difficulties taking the survey, please contact the Survey Processing Center by sending an e-mail to WGRSurvey@osd.pentagon.mil or call, toll-free, 1-800-881-5307. If you have concerns about your rights as a research participant, please contact: U.S. Army Medical Research and Materiel Command Office of Research Protections Institutional Review Board Office (HQ USAMRMC IRB), irboffice@amedd.army.mil, 301-619-6240.

Once you start answering the survey, if you desire to withdraw your answers, please notify the Survey Processing Center prior to November 9, 2012. Please include in the e-mail or phone message your name, Ticket Number, and the PIN that you selected when you started this survey. Unless withdrawn, partially completed survey data may be used after that date.

Click *Continue* if you agree to do the survey.

HOW TO CONTACT US

If you have questions or concerns about this survey, you have three ways to contact the Survey Operations Center:

- **Call:** 1-800-881-5307
- **E-mail:** WGRSurvey@osd.pentagon.mil
- **Fax:** 1-763-268-3002

FREQUENTLY ASKED QUESTIONS

What is Defense Manpower Data Center (DMDC)?

- DMDC maintains the largest archive of personnel, manpower, training, and financial data in Department of Defense (DoD). DMDC also conducts Joint-Service surveys including the Status of Forces Surveys, QuickCompass, and Human Relations Surveys for the Department of Defense. To learn more, visit the DMDC Web site.

<http://www.dmdc.osd.mil/>

What is the Human Relations Survey Program?

- Human Relations Survey is a DoD personnel program that features Web-based surveys sponsored by the Under Secretary of Defense for Personnel and Readiness (USD[P&R]).
- These surveys enable the DoD to regularly assess the attitudes and opinions of the DoD community—active duty and Reserve component members, and DoD civilian employees—on the full range of personnel issues.

How do I know this is an official, approved DoD survey?

- In accordance with DoD Instruction 8910.01, all data collection in the Department must be licensed and show that license as a Report Control Symbol (RCS) with an expiration date. The RCS for this survey is RCS# DD-P&R(QD)1947, expiring 12/31/2013.

How did you pick me?

- DMDC uses well-established, scientific procedures to randomly select a sample that represents the Defense community based on combinations of demographic characteristics (e.g., Service, gender).

Why should I participate?

- This is your chance to be heard on issues that directly affect you, including policies and practices regarding general workplace respect issues as well as sexual assault, sexual harassment, and other gender-related issues.
- Your responses on this survey ***make a difference***.

What is WGRSurvey@osd.pentagon.mil?

- The official e-mail address for communicating with active duty members about Human Relations Survey surveys. "WGRSurvey" is short for Workplace & Gender Relations.

Why am I being asked to use the Web?

- Web administration enables us to get survey results to senior Defense leaders faster.

Why are you using a .net instead of a .mil domain to field your survey?

- The survey is administered by our contractor, Data Recognition Corporation, an experienced survey operations company. The survey collection tool starts on a .mil site within DMDC. Once you enter your Ticket Number, you are redirected to a contractor site which uses a .net domain. This allows everyone to access the survey, even from a non-government computer.

Do I have to answer all questions?

No, it is not necessary to answer every question. Within the survey screen, you have four control buttons: *Next Page* (=>), *Previous Page* (<=), *Clear Responses*, and *Save and Return Later*. Use these buttons to navigate through the survey or skip questions. Use *Save and Return Later* to give yourself flexibility to complete the survey at a convenient time. When you return to the survey Web site, enter your Ticket Number to get to the place in the survey where you had stopped.

Why does the survey ask personal questions?

- DMDC reports overall results, as well as by other characteristics, such as location, gender, etc. To complete these analyses, we must ask respondents for these types of demographic information.
- Analyzing results in this way provides Defense leaders with information about the attitudes and concerns of all subgroups of personnel so that no groups are overlooked.
- Sometimes sensitive questions are asked in order to improve personnel policies, programs, and practices. As with all questions on the surveys, your responses will be held in confidence.

Will my answers be kept private?

- Your privacy will be safeguarded in accordance with the Privacy Act of 1974 (Public Law 93-579)
- All data will be reported in the aggregate and no individual data will be reported.
- We encourage you to safeguard your Ticket Number to prevent unauthorized access to your survey. In addition, to ensure your privacy, be aware of the environment in which you take the survey (e.g., take the survey when no one else is home, take care to not leave the survey unattended).

Can I withdraw my answers once I have started the survey?

- If you wish to withdraw your answers, please notify the Survey Processing Center prior to November 9, 2012 by sending an e-mail to WGRSurvey@osd.pentagon.mil or calling, toll-free 1-800-881-5307. Include your name, Ticket Number and PIN.

Will I ever see the results of the survey?

- DMDC posts survey results on the following Web site:

<http://www.dmdc.osd.mil/surveys/>

BACKGROUND INFORMATION

1. **Were you on active duty on September 17, 2012?**
 Yes
 No, I was separated or retired
2. **Are you...?**
 Male
 Female
3. **Are you Spanish/Hispanic/Latino?**
 No, not Spanish/Hispanic/Latino
 Yes, Mexican, Mexican-American, Chicano, Puerto Rican, Cuban, or other Spanish/Hispanic/Latino
4. **What is your race? Mark one or more races to indicate what you consider yourself to be.**
 White
 Black or African American
 American Indian or Alaska Native
 Asian (e.g., Asian Indian, Chinese, Filipino, Japanese, Korean, or Vietnamese)
 Native Hawaiian or other Pacific Islander (e.g., Samoan, Guamanian, or Chamorro)

6. [Ask if Any Q5 a-c = "Yes, and I am still deployed for this operation" OR Any Q5 a-c "Yes, but I am no longer deployed for this operation"] **In the past 12 months, have you been deployed to a combat zone or to an area where you drew imminent danger pay or hostile fire pay?**
 Yes
 No
7. **To what extent do/would you feel safe during deployments from being sexually assaulted on your base/installation/ship?**
 Very safe
 Safe
 Neither safe nor unsafe
 Unsafe
 Very unsafe
8. **To what extent do/would you feel safe from being sexually assaulted on your home base/ installation/ship?**
 Very safe
 Safe
 Neither safe nor unsafe
 Unsafe
 Very unsafe

MILITARY LIFE

5. **In the past 12 months, have you been deployed for any of the following operations? Mark one answer for each item.**

	No		
Yes, but I am no longer deployed for this operation			
Yes, and I am still deployed for this operation			
a. Operation Enduring Freedom (Afghanistan)	<input checked="" type="checkbox"/>	<input checked="" type="checkbox"/>	<input checked="" type="checkbox"/>
b. Operation Iraqi Freedom/New Dawn	<input checked="" type="checkbox"/>	<input checked="" type="checkbox"/>	<input checked="" type="checkbox"/>
c. Other.....	<input checked="" type="checkbox"/>	<input checked="" type="checkbox"/>	<input checked="" type="checkbox"/>

[Ask if Q5 c = "Yes"] **Please specify the other operation(s) for which you were deployed in the past 12 months.**

YOUR MILITARY WORKPLACE

9. **Are you currently in a work environment where members of your gender are uncommon?**
 Yes
 No
10. **What is the gender of your immediate supervisor?**
 Male
 Female

11. How much do you agree or disagree with the following statements about your supervisor? Mark one answer for each statement.

	Strongly disagree				
	Disagree				
	Neither agree nor disagree				
	Agree				
	Strongly agree				
a. You trust your supervisor.....	<input checked="" type="checkbox"/>	<input checked="" type="checkbox"/>	<input checked="" type="checkbox"/>	<input checked="" type="checkbox"/>	<input checked="" type="checkbox"/>
b. Your supervisor ensures that all assigned personnel are treated fairly.....	<input checked="" type="checkbox"/>	<input checked="" type="checkbox"/>	<input checked="" type="checkbox"/>	<input checked="" type="checkbox"/>	<input checked="" type="checkbox"/>
c. There is very little conflict between your supervisor and the people who report to him/her.....	<input checked="" type="checkbox"/>	<input checked="" type="checkbox"/>	<input checked="" type="checkbox"/>	<input checked="" type="checkbox"/>	<input checked="" type="checkbox"/>
d. Your supervisor evaluates your work performance fairly.....	<input checked="" type="checkbox"/>	<input checked="" type="checkbox"/>	<input checked="" type="checkbox"/>	<input checked="" type="checkbox"/>	<input checked="" type="checkbox"/>
e. Your supervisor assigns work fairly in your work group.....	<input checked="" type="checkbox"/>	<input checked="" type="checkbox"/>	<input checked="" type="checkbox"/>	<input checked="" type="checkbox"/>	<input checked="" type="checkbox"/>
f. You are satisfied with the direction/supervision you receive.....	<input checked="" type="checkbox"/>	<input checked="" type="checkbox"/>	<input checked="" type="checkbox"/>	<input checked="" type="checkbox"/>	<input checked="" type="checkbox"/>

12. To what extent do you agree or disagree with the following statements about your work group? Mark one answer for each statement.

	Strongly disagree				
	Disagree				
	Neither agree nor disagree				
	Agree				
	Strongly agree				
a. If you make a request through channels in your work group, you know somebody will listen.....	<input checked="" type="checkbox"/>	<input checked="" type="checkbox"/>	<input checked="" type="checkbox"/>	<input checked="" type="checkbox"/>	<input checked="" type="checkbox"/>
b. The leaders in your work group are more interested in looking good than being good.....	<input checked="" type="checkbox"/>	<input checked="" type="checkbox"/>	<input checked="" type="checkbox"/>	<input checked="" type="checkbox"/>	<input checked="" type="checkbox"/>
c. You would go for help with a personal problem to people in your chain of command.....	<input checked="" type="checkbox"/>	<input checked="" type="checkbox"/>	<input checked="" type="checkbox"/>	<input checked="" type="checkbox"/>	<input checked="" type="checkbox"/>
d. The leaders in your work group are not concerned with the way Service members treat each other as long as the job gets done.....	<input checked="" type="checkbox"/>	<input checked="" type="checkbox"/>	<input checked="" type="checkbox"/>	<input checked="" type="checkbox"/>	<input checked="" type="checkbox"/>
e. You are impressed with the quality of leadership in your work group.....	<input checked="" type="checkbox"/>	<input checked="" type="checkbox"/>	<input checked="" type="checkbox"/>	<input checked="" type="checkbox"/>	<input checked="" type="checkbox"/>

	Strongly disagree				
	Disagree				
	Neither agree nor disagree				
	Agree				
	Strongly agree				
f. The leaders in your work group are more interested in furthering their careers than in the well-being of their Service members.....	<input checked="" type="checkbox"/>	<input checked="" type="checkbox"/>	<input checked="" type="checkbox"/>	<input checked="" type="checkbox"/>	<input checked="" type="checkbox"/>

13. How much do you agree or disagree with the following statements about the people in your work group? Mark one answer for each statement.

	Strongly disagree				
	Disagree				
	Neither agree nor disagree				
	Agree				
	Strongly agree				
a. There is very little conflict among your coworkers.....	<input checked="" type="checkbox"/>	<input checked="" type="checkbox"/>	<input checked="" type="checkbox"/>	<input checked="" type="checkbox"/>	<input checked="" type="checkbox"/>
b. Your coworkers put in the effort required for their jobs.....	<input checked="" type="checkbox"/>	<input checked="" type="checkbox"/>	<input checked="" type="checkbox"/>	<input checked="" type="checkbox"/>	<input checked="" type="checkbox"/>
c. The people in your work group tend to get along.....	<input checked="" type="checkbox"/>	<input checked="" type="checkbox"/>	<input checked="" type="checkbox"/>	<input checked="" type="checkbox"/>	<input checked="" type="checkbox"/>
d. The people in your work group are willing to help each other.....	<input checked="" type="checkbox"/>	<input checked="" type="checkbox"/>	<input checked="" type="checkbox"/>	<input checked="" type="checkbox"/>	<input checked="" type="checkbox"/>
e. You are satisfied with the relationships you have with your coworkers.....	<input checked="" type="checkbox"/>	<input checked="" type="checkbox"/>	<input checked="" type="checkbox"/>	<input checked="" type="checkbox"/>	<input checked="" type="checkbox"/>

14. How much do you agree or disagree with the following statements about the work you do at your workplace? Mark one answer for each statement.

	Strongly disagree				
	Disagree				
	Neither agree nor disagree				
	Agree				
	Strongly agree				
a. Your work provides you with a sense of pride.....	<input checked="" type="checkbox"/>	<input checked="" type="checkbox"/>	<input checked="" type="checkbox"/>	<input checked="" type="checkbox"/>	<input checked="" type="checkbox"/>
b. Your work makes good use of your skills.....	<input checked="" type="checkbox"/>	<input checked="" type="checkbox"/>	<input checked="" type="checkbox"/>	<input checked="" type="checkbox"/>	<input checked="" type="checkbox"/>
c. You like the kind of work you do.....	<input checked="" type="checkbox"/>	<input checked="" type="checkbox"/>	<input checked="" type="checkbox"/>	<input checked="" type="checkbox"/>	<input checked="" type="checkbox"/>

Strongly disagree				
Disagree				
Neither agree nor disagree				
Agree				
Strongly agree				
d. Your job gives you the chance to acquire valuable skills.....	<input checked="" type="checkbox"/>	<input checked="" type="checkbox"/>	<input checked="" type="checkbox"/>	<input checked="" type="checkbox"/>
e. You are satisfied with your job as a whole.....	<input checked="" type="checkbox"/>	<input checked="" type="checkbox"/>	<input checked="" type="checkbox"/>	<input checked="" type="checkbox"/>
f. Your day-to-day work is directly tied to your wartime job.....	<input checked="" type="checkbox"/>	<input checked="" type="checkbox"/>	<input checked="" type="checkbox"/>	<input checked="" type="checkbox"/>

15. Overall, how well prepared... **Mark one answer for each item.**

Very poorly prepared				
Poorly prepared				
Neither well nor poorly prepared				
Well prepared				
Very well prepared				
a. Are <u>you</u> to perform your wartime job?	<input checked="" type="checkbox"/>	<input checked="" type="checkbox"/>	<input checked="" type="checkbox"/>	<input checked="" type="checkbox"/>
b. Is <u>your unit</u> to perform its wartime mission?	<input checked="" type="checkbox"/>	<input checked="" type="checkbox"/>	<input checked="" type="checkbox"/>	<input checked="" type="checkbox"/>

16. Overall, how would you rate... **Mark one answer for each item.**

Very low				
Low				
Moderate				
High				
Very high				
a. <u>Your</u> current level of morale?.....	<input checked="" type="checkbox"/>	<input checked="" type="checkbox"/>	<input checked="" type="checkbox"/>	<input checked="" type="checkbox"/>
b. The current level of morale in <u>your unit</u> ?	<input checked="" type="checkbox"/>	<input checked="" type="checkbox"/>	<input checked="" type="checkbox"/>	<input checked="" type="checkbox"/>

17. Suppose that you have to decide whether to stay on active duty. Assuming you could stay, how likely is it that you would choose to do so?

- Very likely
- Likely
- Neither likely nor unlikely
- Unlikely
- Very unlikely

18. Overall, how satisfied are you with the military way of life?

- Very satisfied
- Satisfied
- Neither satisfied nor dissatisfied
- Dissatisfied
- Very dissatisfied

19. How often during the past 12 months have you experienced any of the following behaviors where coworkers or supervisors... **Mark one answer for each item.**

Very often				
Often				
Sometimes				
Once or twice				
Never				
a. Intentionally interfered with your work performance?	<input checked="" type="checkbox"/>	<input checked="" type="checkbox"/>	<input checked="" type="checkbox"/>	<input checked="" type="checkbox"/>
b. Did not provide information or assistance when you needed it?.....	<input checked="" type="checkbox"/>	<input checked="" type="checkbox"/>	<input checked="" type="checkbox"/>	<input checked="" type="checkbox"/>
c. Were excessively harsh in their criticism of your work performance?.....	<input checked="" type="checkbox"/>	<input checked="" type="checkbox"/>	<input checked="" type="checkbox"/>	<input checked="" type="checkbox"/>
d. Took credit for work or ideas that were yours?.....	<input checked="" type="checkbox"/>	<input checked="" type="checkbox"/>	<input checked="" type="checkbox"/>	<input checked="" type="checkbox"/>
e. Gossiped/talked about you?	<input checked="" type="checkbox"/>	<input checked="" type="checkbox"/>	<input checked="" type="checkbox"/>	<input checked="" type="checkbox"/>
f. Used insults, sarcasm, or gestures to humiliate you?	<input checked="" type="checkbox"/>	<input checked="" type="checkbox"/>	<input checked="" type="checkbox"/>	<input checked="" type="checkbox"/>
g. Yelled when they were angry with you?.....	<input checked="" type="checkbox"/>	<input checked="" type="checkbox"/>	<input checked="" type="checkbox"/>	<input checked="" type="checkbox"/>
h. Swore at you in a hostile manner?.....	<input checked="" type="checkbox"/>	<input checked="" type="checkbox"/>	<input checked="" type="checkbox"/>	<input checked="" type="checkbox"/>
i. Damaged or stole your property or equipment?.....	<input checked="" type="checkbox"/>	<input checked="" type="checkbox"/>	<input checked="" type="checkbox"/>	<input checked="" type="checkbox"/>

STRESS, HEALTH, AND WELL-BEING

20. How true or false is each of the following statements for you? **Mark one answer for each statement.**

Definitely true				
Mostly true				
Mostly false				
Definitely false				
a. I am as healthy as anybody I know.	<input checked="" type="checkbox"/>	<input checked="" type="checkbox"/>	<input checked="" type="checkbox"/>	<input checked="" type="checkbox"/>
b. I seem to get sick a little easier than other people.....	<input checked="" type="checkbox"/>	<input checked="" type="checkbox"/>	<input checked="" type="checkbox"/>	<input checked="" type="checkbox"/>

Definitely true				
Mostly true				
Mostly false				
Definitely false				
c. I expect my health to get worse.	<input checked="" type="checkbox"/>	<input checked="" type="checkbox"/>	<input checked="" type="checkbox"/>	<input checked="" type="checkbox"/>
d. My health is excellent.....	<input checked="" type="checkbox"/>	<input checked="" type="checkbox"/>	<input checked="" type="checkbox"/>	<input checked="" type="checkbox"/>

21. Overall, how would you rate the current level of stress in your... **Mark one answer for each item.**

Much more than usual				
More than usual				
About the same as usual				
Less than usual				
Much less than usual				
a. <u>Work</u> life?	<input checked="" type="checkbox"/>	<input checked="" type="checkbox"/>	<input checked="" type="checkbox"/>	<input checked="" type="checkbox"/>
b. <u>Personal</u> life?	<input checked="" type="checkbox"/>	<input checked="" type="checkbox"/>	<input checked="" type="checkbox"/>	<input checked="" type="checkbox"/>

22. In the **past month**, how often have you... **Mark one answer for each item.**

Very often				
Fairly often				
Sometimes				
Almost never				
Never				
a. Been upset because of something that happened unexpectedly?	<input checked="" type="checkbox"/>	<input checked="" type="checkbox"/>	<input checked="" type="checkbox"/>	<input checked="" type="checkbox"/>
b. Felt that you were unable to control the important things in your life?	<input checked="" type="checkbox"/>	<input checked="" type="checkbox"/>	<input checked="" type="checkbox"/>	<input checked="" type="checkbox"/>
c. Felt nervous and stressed?	<input checked="" type="checkbox"/>	<input checked="" type="checkbox"/>	<input checked="" type="checkbox"/>	<input checked="" type="checkbox"/>
d. Felt confident about your ability to handle your personal problems?	<input checked="" type="checkbox"/>	<input checked="" type="checkbox"/>	<input checked="" type="checkbox"/>	<input checked="" type="checkbox"/>
e. Felt that things were going your way?	<input checked="" type="checkbox"/>	<input checked="" type="checkbox"/>	<input checked="" type="checkbox"/>	<input checked="" type="checkbox"/>
f. Found that you could not cope with all of the things you had to do?	<input checked="" type="checkbox"/>	<input checked="" type="checkbox"/>	<input checked="" type="checkbox"/>	<input checked="" type="checkbox"/>
g. Been able to control irritations in your life?	<input checked="" type="checkbox"/>	<input checked="" type="checkbox"/>	<input checked="" type="checkbox"/>	<input checked="" type="checkbox"/>
h. Felt that you were on top of things?	<input checked="" type="checkbox"/>	<input checked="" type="checkbox"/>	<input checked="" type="checkbox"/>	<input checked="" type="checkbox"/>
i. Been angered because of things that were outside of your control?	<input checked="" type="checkbox"/>	<input checked="" type="checkbox"/>	<input checked="" type="checkbox"/>	<input checked="" type="checkbox"/>

Very often				
Fairly often				
Sometimes				
Almost never				
Never				
j. Felt difficulties were piling up so high that you could not overcome them?	<input checked="" type="checkbox"/>	<input checked="" type="checkbox"/>	<input checked="" type="checkbox"/>	<input checked="" type="checkbox"/>

23. Below is a list of problems that people sometimes have in response to stressful experiences. Please indicate how much you have been bothered by the following in the **past month**. **Mark one answer for each item.**

Extremely				
Quite a bit				
Moderately				
A little bit				
Not at all				
a. Having repeated, disturbing <i>memories, thoughts, or images</i> of a stressful experience?	<input checked="" type="checkbox"/>	<input checked="" type="checkbox"/>	<input checked="" type="checkbox"/>	<input checked="" type="checkbox"/>
b. Having repeated, disturbing <i>dreams</i> of a stressful experience?	<input checked="" type="checkbox"/>	<input checked="" type="checkbox"/>	<input checked="" type="checkbox"/>	<input checked="" type="checkbox"/>
c. Suddenly <i>acting or feeling</i> as if a stressful experience were <i>happening again</i> (as if you were reliving it)?	<input checked="" type="checkbox"/>	<input checked="" type="checkbox"/>	<input checked="" type="checkbox"/>	<input checked="" type="checkbox"/>
d. Feeling <i>very upset</i> when something <i>reminded</i> you of a stressful experience?	<input checked="" type="checkbox"/>	<input checked="" type="checkbox"/>	<input checked="" type="checkbox"/>	<input checked="" type="checkbox"/>
e. Having <i>physical reactions</i> (e.g., heart pounding, trouble breathing, or sweating) when <i>something reminded</i> you of a stressful experience?	<input checked="" type="checkbox"/>	<input checked="" type="checkbox"/>	<input checked="" type="checkbox"/>	<input checked="" type="checkbox"/>
f. Avoiding <i>thoughts about or talking about</i> a stressful experience or avoiding <i>having feelings</i> related to it?	<input checked="" type="checkbox"/>	<input checked="" type="checkbox"/>	<input checked="" type="checkbox"/>	<input checked="" type="checkbox"/>
g. Avoiding <i>activities or situations</i> because they <i>remind</i> you of a stressful experience?	<input checked="" type="checkbox"/>	<input checked="" type="checkbox"/>	<input checked="" type="checkbox"/>	<input checked="" type="checkbox"/>
h. Trouble <i>remembering important parts</i> of a stressful experience?	<input checked="" type="checkbox"/>	<input checked="" type="checkbox"/>	<input checked="" type="checkbox"/>	<input checked="" type="checkbox"/>
i. Loss of <i>interest in things that you used to enjoy</i> ?	<input checked="" type="checkbox"/>	<input checked="" type="checkbox"/>	<input checked="" type="checkbox"/>	<input checked="" type="checkbox"/>
j. Feeling <i>distant or cut off</i> from other people?	<input checked="" type="checkbox"/>	<input checked="" type="checkbox"/>	<input checked="" type="checkbox"/>	<input checked="" type="checkbox"/>

	Extremely				
	Quite a bit				
	Moderately				
	A little bit				
	Not at all				
k. Feeling <i>emotionally numb</i> or being unable to have loving feelings for those close to you?	<input checked="" type="checkbox"/>	<input checked="" type="checkbox"/>	<input checked="" type="checkbox"/>	<input checked="" type="checkbox"/>	<input checked="" type="checkbox"/>
l. Feeling as if your <i>future</i> will somehow be <i>cut short</i> ?	<input checked="" type="checkbox"/>	<input checked="" type="checkbox"/>	<input checked="" type="checkbox"/>	<input checked="" type="checkbox"/>	<input checked="" type="checkbox"/>
m. Trouble <i>falling</i> or <i>staying asleep</i> ?	<input checked="" type="checkbox"/>	<input checked="" type="checkbox"/>	<input checked="" type="checkbox"/>	<input checked="" type="checkbox"/>	<input checked="" type="checkbox"/>
n. Feeling <i>irritable</i> or having <i>angry outbursts</i> ?	<input checked="" type="checkbox"/>	<input checked="" type="checkbox"/>	<input checked="" type="checkbox"/>	<input checked="" type="checkbox"/>	<input checked="" type="checkbox"/>
o. Having <i>difficulty concentrating</i> ?	<input checked="" type="checkbox"/>	<input checked="" type="checkbox"/>	<input checked="" type="checkbox"/>	<input checked="" type="checkbox"/>	<input checked="" type="checkbox"/>
p. Being " <i>super alert</i> " or " <i>on guard</i> "?	<input checked="" type="checkbox"/>	<input checked="" type="checkbox"/>	<input checked="" type="checkbox"/>	<input checked="" type="checkbox"/>	<input checked="" type="checkbox"/>
q. Feeling <i>jumpy</i> or easily started?	<input checked="" type="checkbox"/>	<input checked="" type="checkbox"/>	<input checked="" type="checkbox"/>	<input checked="" type="checkbox"/>	<input checked="" type="checkbox"/>

24. Over the past month, have you been bothered by the following problems? **Mark one answer for each item.**

	Nearly every day				
	More than half the days				
	Several days				
	Not at all				
a. Little interest or pleasure in doing things	<input checked="" type="checkbox"/>	<input checked="" type="checkbox"/>	<input checked="" type="checkbox"/>	<input checked="" type="checkbox"/>	<input checked="" type="checkbox"/>
b. Feeling down, depressed, or hopeless	<input checked="" type="checkbox"/>	<input checked="" type="checkbox"/>	<input checked="" type="checkbox"/>	<input checked="" type="checkbox"/>	<input checked="" type="checkbox"/>
c. Trouble falling or staying asleep, or sleeping too much	<input checked="" type="checkbox"/>	<input checked="" type="checkbox"/>	<input checked="" type="checkbox"/>	<input checked="" type="checkbox"/>	<input checked="" type="checkbox"/>
d. Feeling tired or having little energy	<input checked="" type="checkbox"/>	<input checked="" type="checkbox"/>	<input checked="" type="checkbox"/>	<input checked="" type="checkbox"/>	<input checked="" type="checkbox"/>
e. Poor appetite or overeating	<input checked="" type="checkbox"/>	<input checked="" type="checkbox"/>	<input checked="" type="checkbox"/>	<input checked="" type="checkbox"/>	<input checked="" type="checkbox"/>
f. Feeling bad about yourself — or that you are a failure or have let yourself or your family down	<input checked="" type="checkbox"/>	<input checked="" type="checkbox"/>	<input checked="" type="checkbox"/>	<input checked="" type="checkbox"/>	<input checked="" type="checkbox"/>
g. Trouble concentrating on things, such as reading the newspaper or watching television	<input checked="" type="checkbox"/>	<input checked="" type="checkbox"/>	<input checked="" type="checkbox"/>	<input checked="" type="checkbox"/>	<input checked="" type="checkbox"/>
h. Moving or speaking so slowly that other people could have noticed. Or the opposite — being so fidgety or restless that you have been moving around a lot more than usual	<input checked="" type="checkbox"/>	<input checked="" type="checkbox"/>	<input checked="" type="checkbox"/>	<input checked="" type="checkbox"/>	<input checked="" type="checkbox"/>

25. [Ask if Any Q23 a-q = "A little bit" OR Any Q23 a-q = "Moderately" OR Any Q23 a-q = "Quite a bit" OR Any Q23 a-q = "Extremely" OR Any Q24 a-h = "Several days" OR Any Q24 a-h = "More than half the days" OR Any Q24 a-h = "Nearly every day"] **Were any of the problems you marked in the previous questions a result of experiencing... Mark "Yes" or "No" for each item.**

	No	
	Yes	
a. Combat or being in a combat zone?	<input checked="" type="checkbox"/>	<input checked="" type="checkbox"/>
b. Sexual assault while deployed?	<input checked="" type="checkbox"/>	<input checked="" type="checkbox"/>
c. Sexual assault while <u>not</u> deployed?	<input checked="" type="checkbox"/>	<input checked="" type="checkbox"/>
d. Other traumatic <u>military</u> events?	<input checked="" type="checkbox"/>	<input checked="" type="checkbox"/>
e. Other traumatic <u>non-military</u> events?	<input checked="" type="checkbox"/>	<input checked="" type="checkbox"/>
f. Traumatic events prior to entering military service?	<input checked="" type="checkbox"/>	<input checked="" type="checkbox"/>
g. Other	<input checked="" type="checkbox"/>	<input checked="" type="checkbox"/>

[Ask if (Any Q23 a-q = "A little bit" OR Any Q23 a-q = "Moderately" OR Any Q23 a-q = "Quite a bit" OR Any Q23 a-q = "Extremely" OR Any Q24 a-h = "Several days" OR Any Q24 a-h = "More than half the days" OR Any Q24 a-h = "Nearly every day") AND Q25 g = "Yes"] **Please specify the other experience(s) that resulted in the problems you marked in the previous questions.**

26. How much do you agree or disagree with the following statements that might affect your decision to receive mental health counseling or service if you ever had a problem? **Mark one answer for each item.**

	Strongly disagree				
	Disagree				
	Neither agree nor disagree				
	Agree				
	Strongly agree				
a. I don't know where to get help	<input checked="" type="checkbox"/>	<input checked="" type="checkbox"/>	<input checked="" type="checkbox"/>	<input checked="" type="checkbox"/>	<input checked="" type="checkbox"/>
b. I don't have adequate transportation	<input checked="" type="checkbox"/>	<input checked="" type="checkbox"/>	<input checked="" type="checkbox"/>	<input checked="" type="checkbox"/>	<input checked="" type="checkbox"/>
c. It is difficult to schedule an appointment	<input checked="" type="checkbox"/>	<input checked="" type="checkbox"/>	<input checked="" type="checkbox"/>	<input checked="" type="checkbox"/>	<input checked="" type="checkbox"/>
d. There would be difficulty getting time off work for treatment	<input checked="" type="checkbox"/>	<input checked="" type="checkbox"/>	<input checked="" type="checkbox"/>	<input checked="" type="checkbox"/>	<input checked="" type="checkbox"/>

	Strongly disagree				
	Disagree				
	Neither agree nor disagree			Agree	
	Strongly agree				
e. It would be too embarrassing.....	<input checked="" type="checkbox"/>	<input checked="" type="checkbox"/>	<input checked="" type="checkbox"/>	<input checked="" type="checkbox"/>	<input checked="" type="checkbox"/>
f. It would harm my career.....	<input checked="" type="checkbox"/>	<input checked="" type="checkbox"/>	<input checked="" type="checkbox"/>	<input checked="" type="checkbox"/>	<input checked="" type="checkbox"/>
g. My coworkers might have less confidence in me.....	<input checked="" type="checkbox"/>	<input checked="" type="checkbox"/>	<input checked="" type="checkbox"/>	<input checked="" type="checkbox"/>	<input checked="" type="checkbox"/>
h. My leaders might treat me differently.....	<input checked="" type="checkbox"/>	<input checked="" type="checkbox"/>	<input checked="" type="checkbox"/>	<input checked="" type="checkbox"/>	<input checked="" type="checkbox"/>
i. My leaders would blame me for the problem.....	<input checked="" type="checkbox"/>	<input checked="" type="checkbox"/>	<input checked="" type="checkbox"/>	<input checked="" type="checkbox"/>	<input checked="" type="checkbox"/>
j. I would be seen as weak.....	<input checked="" type="checkbox"/>	<input checked="" type="checkbox"/>	<input checked="" type="checkbox"/>	<input checked="" type="checkbox"/>	<input checked="" type="checkbox"/>
k. Mental health care doesn't work.....	<input checked="" type="checkbox"/>	<input checked="" type="checkbox"/>	<input checked="" type="checkbox"/>	<input checked="" type="checkbox"/>	<input checked="" type="checkbox"/>
l. Mental health care counseling may impact my security clearance.....	<input checked="" type="checkbox"/>	<input checked="" type="checkbox"/>	<input checked="" type="checkbox"/>	<input checked="" type="checkbox"/>	<input checked="" type="checkbox"/>

	Yes, and your gender was a factor		
	Yes, but your gender was NOT a factor		
	No, or does not apply		
h. You did not have a professional relationship with someone who advised (mentored) you on military career development or advancement.....	<input checked="" type="checkbox"/>	<input checked="" type="checkbox"/>	<input checked="" type="checkbox"/>
i. You did not learn <u>until it was too late</u> of opportunities that would have helped your military career.....	<input checked="" type="checkbox"/>	<input checked="" type="checkbox"/>	<input checked="" type="checkbox"/>
j. You were unable to get straight answers about your military promotion possibilities.....	<input checked="" type="checkbox"/>	<input checked="" type="checkbox"/>	<input checked="" type="checkbox"/>
k. You were excluded from social events important to military career development and being kept informed.....	<input checked="" type="checkbox"/>	<input checked="" type="checkbox"/>	<input checked="" type="checkbox"/>
l. You did not get a military job assignment that you wanted and for which you were qualified.....	<input checked="" type="checkbox"/>	<input checked="" type="checkbox"/>	<input checked="" type="checkbox"/>
m. Have you had any other adverse personnel actions in the past 12 months?.....	<input checked="" type="checkbox"/>	<input checked="" type="checkbox"/>	<input checked="" type="checkbox"/>

GENDER-RELATED EXPERIENCES

27. During the past 12 months, did any of the following happen to you? If it did, do you believe your gender was a factor? *Mark one answer for each item.*

	Yes, and your gender was a factor		
	Yes, but your gender was NOT a factor		
	No, or does not apply		
a. You were rated lower than you deserved on your last military evaluation.....	<input checked="" type="checkbox"/>	<input checked="" type="checkbox"/>	<input checked="" type="checkbox"/>
b. Your last military evaluation contained unjustified negative comments.....	<input checked="" type="checkbox"/>	<input checked="" type="checkbox"/>	<input checked="" type="checkbox"/>
c. You were held to a higher performance standard than others in your military job.....	<input checked="" type="checkbox"/>	<input checked="" type="checkbox"/>	<input checked="" type="checkbox"/>
d. You did not get a military award or decoration given to others in similar circumstances.....	<input checked="" type="checkbox"/>	<input checked="" type="checkbox"/>	<input checked="" type="checkbox"/>
e. Your current military assignment has not made use of your job skills.....	<input checked="" type="checkbox"/>	<input checked="" type="checkbox"/>	<input checked="" type="checkbox"/>
f. Your current assignment is not good for your career if you continue in the military.....	<input checked="" type="checkbox"/>	<input checked="" type="checkbox"/>	<input checked="" type="checkbox"/>
g. You did not receive day-to-day, short-term tasks in your military job that would have helped you prepare for advancement.....	<input checked="" type="checkbox"/>	<input checked="" type="checkbox"/>	<input checked="" type="checkbox"/>

[Ask if Q27 m = "Yes, and your gender was a factor" OR Q27 m = "Yes, but your gender was NOT a factor"] Please describe other adverse personnel actions that happened to you during the past 12 months.

28. [Ask if Q27 l = "Yes, and your gender was a factor"] You answered "Yes, and your gender was a factor" to "You did not get a military job assignment that you wanted and for which you were qualified" above. Was this assignment legally open to women?

- Yes
- No

29. [Ask if Q27 any a-m = "Yes, and your gender was a factor" OR Q27 any a-m = "Yes, but your gender was NOT a factor"] Do you consider **ANY** of the behaviors which you marked as happening to you in the previous question to have been... *Mark one answer for each item.*

	All		
	Some		
	None		
a. Sex discrimination?.....	<input checked="" type="checkbox"/>	<input checked="" type="checkbox"/>	<input checked="" type="checkbox"/>
b. Racial/ethnic discrimination?.....	<input checked="" type="checkbox"/>	<input checked="" type="checkbox"/>	<input checked="" type="checkbox"/>
c. Age discrimination?.....	<input checked="" type="checkbox"/>	<input checked="" type="checkbox"/>	<input checked="" type="checkbox"/>

	All		
	Some		
	None		
d. Religious discrimination?	<input type="checkbox"/>	<input type="checkbox"/>	<input type="checkbox"/>
e. Other?.....	<input type="checkbox"/>	<input type="checkbox"/>	<input type="checkbox"/>

[Ask if (Q27 any a-m = "Yes, and your gender was a factor" OR Q27 any a-m = "Yes, but your gender was NOT a factor") AND (Q29 e = "Some" OR Q29 e = "All")] Please specify what other type of discrimination you consider your experience to have been.

In this question you are asked about sex/gender-related talk and/or behavior that was unwanted, uninvited, and in which you did not participate willingly.

30. How often during the past 12 months have you been in situations involving

- **Military Personnel** (Active Duty or National Guard/Reserve)
 - on- or off-duty
 - on- or off-installation or ship; and/or
- **DoD/Service Civilian Employees and/or Contractors**
 - in your workplace or on your installation/ship

where one or more of these individuals (of either gender)... *Mark one answer for each item.*

	Very often				
	Often				
	Sometimes				
	Once or twice				
	Never				
a. Repeatedly told sexual stories or jokes that were offensive to you?.....	<input type="checkbox"/>	<input type="checkbox"/>	<input type="checkbox"/>	<input type="checkbox"/>	<input type="checkbox"/>
b. Referred to people of your gender in insulting or offensive terms?	<input type="checkbox"/>	<input type="checkbox"/>	<input type="checkbox"/>	<input type="checkbox"/>	<input type="checkbox"/>
c. Made unwelcome attempts to draw you into a discussion of sexual matters (e.g., attempted to discuss or comment on your sex life)?	<input type="checkbox"/>	<input type="checkbox"/>	<input type="checkbox"/>	<input type="checkbox"/>	<input type="checkbox"/>
d. Treated you "differently" because of your gender (e.g., mistreated, slighted, or ignored you)?.....	<input type="checkbox"/>	<input type="checkbox"/>	<input type="checkbox"/>	<input type="checkbox"/>	<input type="checkbox"/>

	Very often				
	Often				
	Sometimes				
	Once or twice				
	Never				
e. Made offensive remarks about your appearance, body, or sexual activities?.....	<input type="checkbox"/>	<input type="checkbox"/>	<input type="checkbox"/>	<input type="checkbox"/>	<input type="checkbox"/>
f. Made gestures or used body language of a sexual nature that embarrassed or offended you?.....	<input type="checkbox"/>	<input type="checkbox"/>	<input type="checkbox"/>	<input type="checkbox"/>	<input type="checkbox"/>
g. Made offensive sexist remarks (e.g., suggesting that people of your gender are not suited for the kind of work you do)?	<input type="checkbox"/>	<input type="checkbox"/>	<input type="checkbox"/>	<input type="checkbox"/>	<input type="checkbox"/>
h. Made unwanted attempts to establish a romantic sexual relationship with you despite your efforts to discourage it?	<input type="checkbox"/>	<input type="checkbox"/>	<input type="checkbox"/>	<input type="checkbox"/>	<input type="checkbox"/>
i. Put you down or was condescending to you because of your gender?	<input type="checkbox"/>	<input type="checkbox"/>	<input type="checkbox"/>	<input type="checkbox"/>	<input type="checkbox"/>
j. Continued to ask you for dates, drinks, dinner, etc., even though you said "No"?.....	<input type="checkbox"/>	<input type="checkbox"/>	<input type="checkbox"/>	<input type="checkbox"/>	<input type="checkbox"/>
k. Made you feel like you were being bribed with some sort of reward or special treatment to engage in sexual behavior?	<input type="checkbox"/>	<input type="checkbox"/>	<input type="checkbox"/>	<input type="checkbox"/>	<input type="checkbox"/>
l. Made you feel threatened with some sort of retaliation for not being sexually cooperative (e.g., by mentioning an upcoming review)?.....	<input type="checkbox"/>	<input type="checkbox"/>	<input type="checkbox"/>	<input type="checkbox"/>	<input type="checkbox"/>
m. Touched you in a way that made you feel uncomfortable?	<input type="checkbox"/>	<input type="checkbox"/>	<input type="checkbox"/>	<input type="checkbox"/>	<input type="checkbox"/>
n. Intentionally cornered you or leaned over you in a sexual way?	<input type="checkbox"/>	<input type="checkbox"/>	<input type="checkbox"/>	<input type="checkbox"/>	<input type="checkbox"/>
o. Treated you badly for refusing to have sex?.....	<input type="checkbox"/>	<input type="checkbox"/>	<input type="checkbox"/>	<input type="checkbox"/>	<input type="checkbox"/>
p. Implied faster promotions or better treatment if you were sexually cooperative?	<input type="checkbox"/>	<input type="checkbox"/>	<input type="checkbox"/>	<input type="checkbox"/>	<input type="checkbox"/>
q. Other unwanted gender-related behavior?	<input type="checkbox"/>	<input type="checkbox"/>	<input type="checkbox"/>	<input type="checkbox"/>	<input type="checkbox"/>

[Ask if Q30 q = "Once or twice" OR Q30 q = "Sometimes" OR Q30 q = "Often" OR Q30 q = "Very often"] Please describe the other unwanted gender-related behaviors you've experienced during the past 12 months.

31. [Ask if Any Q30 a-p = "Once or twice" OR Any Q30 a-p = "Sometimes" OR Any Q30 a-p = "Often" OR Any Q30 a-p = "Very often"] How many of these behaviors that you marked as happening to you, do you consider to have been sexual harassment?

- None were sexual harassment
- Some were sexual harassment; some were not sexual harassment
- All were sexual harassment

UNWANTED SEXUAL CONTACT

32. In the past 12 months, have you experienced any of the following intentional sexual contacts that were against your will or occurred when you did not or could not consent where someone...

- Sexually touched you (e.g., intentional touching of genitalia, breasts, or buttocks) or made you sexually touch them?
- Attempted to make you have sexual intercourse, but was not successful?
- Made you have sexual intercourse?
- Attempted to make you perform or receive oral sex, anal sex, or penetration by a finger or object, but was not successful?
- Made you perform or receive oral sex, anal sex, or penetration by a finger or object?

- Yes
- No

33. [Ask if Q32 = "Yes"] In the past 12 months, how many separate incidents of sexual touching, attempted or completed intercourse, oral or anal sex, or penetration by a finger or object did you experience? To indicate nine or more, select "9".

- 1
- 2
- 3
- 4
- 5
- 6
- 7
- 8
- 9 or more

Think about the situation(s) you experienced in the past 12 months that involved the behaviors in the previous question. Tell us about the one event that had the greatest effect on you.

34. [Ask if Q32 = "Yes"] What did the person(s) do during the situation? Mark one answer for each behavior.

	Did this	
	Did not do this	
a. <u>Sexually touched you</u> (e.g., intentional touching of genitalia, breasts, or buttocks) or made you sexually touch them	<input checked="" type="checkbox"/>	<input checked="" type="checkbox"/>
b. <u>Attempted</u> to make you have sexual intercourse, but was not successful	<input checked="" type="checkbox"/>	<input checked="" type="checkbox"/>
c. <u>Made you</u> have sexual intercourse	<input checked="" type="checkbox"/>	<input checked="" type="checkbox"/>
d. <u>Attempted</u> to make you perform or receive oral sex, anal sex, or penetration by a finger or object, but was not successful	<input checked="" type="checkbox"/>	<input checked="" type="checkbox"/>
e. <u>Made you</u> perform or receive oral sex, anal sex, or penetration by a finger or object	<input checked="" type="checkbox"/>	<input checked="" type="checkbox"/>

35. [Ask if Q32 = "Yes"] Did the situation occur... Mark "Yes" or "No" for each item.

	No	
	Yes	
a. At a military installation?	<input checked="" type="checkbox"/>	<input checked="" type="checkbox"/>
b. During your work day/duty hours?	<input checked="" type="checkbox"/>	<input checked="" type="checkbox"/>
c. While you were on TDY/TAD, at sea, or during field exercises/alerts?.....	<input checked="" type="checkbox"/>	<input checked="" type="checkbox"/>
d. While you were deployed to a combat zone or to an area where you drew imminent danger pay or hostile fire pay?	<input checked="" type="checkbox"/>	<input checked="" type="checkbox"/>
e. During the delayed entry program?.....	<input checked="" type="checkbox"/>	<input checked="" type="checkbox"/>
f. During recruit training/basic training?.....	<input checked="" type="checkbox"/>	<input checked="" type="checkbox"/>

	Yes	No
g. During any type of military combat training?	<input checked="" type="checkbox"/>	<input checked="" type="checkbox"/>
h. During Officer Candidate or Training School/Basic or Advanced Officer Course?	<input checked="" type="checkbox"/>	<input checked="" type="checkbox"/>
i. During military occupational specialty school/technical training/advanced individual training/professional military education?	<input checked="" type="checkbox"/>	<input checked="" type="checkbox"/>

36. [Ask if Q32 = "Yes"] How many offender(s) were involved? **Mark one.**

- One person
- More than one person
- Not sure

37. [Ask if Q32 = "Yes"] What was/were the gender(s) of the offender(s)? **Mark one.**

- Male only
- Female only
- Both male and female
- Not sure

38. [Ask if Q32 = "Yes"] Was the offender(s)... **Mark "Yes" or "No" for each item.**

	Yes	No
a. Someone in your chain of command?	<input checked="" type="checkbox"/>	<input checked="" type="checkbox"/>
b. Other military person(s) of higher rank/grade who was not in your chain of command?	<input checked="" type="checkbox"/>	<input checked="" type="checkbox"/>
c. Your military coworker(s)?	<input checked="" type="checkbox"/>	<input checked="" type="checkbox"/>
d. Your military subordinate(s)?	<input checked="" type="checkbox"/>	<input checked="" type="checkbox"/>
e. Other military person(s)?	<input checked="" type="checkbox"/>	<input checked="" type="checkbox"/>
f. DoD/Service civilian employee(s)?	<input checked="" type="checkbox"/>	<input checked="" type="checkbox"/>
g. DoD/Service civilian contractor(s)?	<input checked="" type="checkbox"/>	<input checked="" type="checkbox"/>
h. Your spouse/significant other?	<input checked="" type="checkbox"/>	<input checked="" type="checkbox"/>
i. Person(s) in the local community?	<input checked="" type="checkbox"/>	<input checked="" type="checkbox"/>
j. Unknown person(s)?	<input checked="" type="checkbox"/>	<input checked="" type="checkbox"/>

39. [Ask if Q32 = "Yes"] Did the offender(s) use drugs to knock you out (e.g., date rape drugs, sedatives)?

- Yes
- No
- Not sure

40. [Ask if Q32 = "Yes"] Had either you or the offender(s) been drinking alcohol before the incident?

- Yes
- No

41. [Ask if Q32 = "Yes"] Had either you or the offender(s) been using drugs before the incident?

- Yes
- No

42. [Ask if Q32 = "Yes"] Did the offender(s)... **Mark "Yes" or "No" for each item.**

	Yes	No
a. Threaten to ruin your reputation if you did not consent?	<input checked="" type="checkbox"/>	<input checked="" type="checkbox"/>
b. Threaten to physically harm you if you did not consent?	<input checked="" type="checkbox"/>	<input checked="" type="checkbox"/>
c. Use some degree of physical force (e.g., holding you down)?	<input checked="" type="checkbox"/>	<input checked="" type="checkbox"/>

43. [Ask if Q32 = "Yes"] Did the offender(s)... **Mark "Yes" or "No" for each item.**

	Yes	No
a. Sexually harass you <u>before</u> the situation?	<input checked="" type="checkbox"/>	<input checked="" type="checkbox"/>
b. Stalk you <u>before</u> the situation?	<input checked="" type="checkbox"/>	<input checked="" type="checkbox"/>
c. Sexually harass you <u>after</u> the situation?	<input checked="" type="checkbox"/>	<input checked="" type="checkbox"/>
d. Stalk you <u>after</u> the situation?	<input checked="" type="checkbox"/>	<input checked="" type="checkbox"/>

44. [Ask if Q32 = "Yes"] As a result of this situation, to what extent did... **Mark one answer for each item.**

	Very large extent	Large extent	Moderate extent	Small extent	Not at all
a. You consider requesting a transfer?	<input checked="" type="checkbox"/>	<input checked="" type="checkbox"/>	<input checked="" type="checkbox"/>	<input checked="" type="checkbox"/>	<input checked="" type="checkbox"/>
b. You think about getting out of your Service?	<input checked="" type="checkbox"/>	<input checked="" type="checkbox"/>	<input checked="" type="checkbox"/>	<input checked="" type="checkbox"/>	<input checked="" type="checkbox"/>
c. Your work performance decrease?	<input checked="" type="checkbox"/>	<input checked="" type="checkbox"/>	<input checked="" type="checkbox"/>	<input checked="" type="checkbox"/>	<input checked="" type="checkbox"/>

45. [Ask if Q32 = "Yes"] Did you report this situation to a civilian authority or organization?

- Yes
- No

DoD provides two types of reporting of sexual assault. Unrestricted reporting is for victims who want medical treatment, counseling, and an official investigation of the assault. Restricted reporting is for victims who want information and to receive medical treatment and counseling without prompting an official investigation of the assault.

46. [Ask if Q32 = "Yes"] Did you report this situation to an installation/Service/DoD authority or organization?

- Yes
- No

DoD provides two types of reporting of sexual assault. Unrestricted reporting is for victims who want medical treatment, counseling, and an official investigation of the assault. Restricted reporting is for victims who want information and to receive medical treatment and counseling without prompting an official investigation of the assault.

47. [Ask if Q32 = "Yes" AND Q46 = "Yes"] Did you make... *Mark one.*

- Only a restricted report?
- Only an unrestricted report?
- A restricted report that was converted to an unrestricted report?

48. [Ask if Q32 = "Yes" AND Q46 = "Yes" AND (Q47 = "Only an unrestricted report?" OR Q47 = "A restricted report that was converted to an unrestricted report?")] How satisfied have you been with your treatment by the... *Mark one answer for each item.*

	Very satisfied	Satisfied	Neither satisfied nor dissatisfied	Dissatisfied	Very dissatisfied	Does not apply
a. Sexual Assault Victims' Advocate assigned to you?.....	<input checked="" type="checkbox"/>	<input checked="" type="checkbox"/>	<input checked="" type="checkbox"/>	<input checked="" type="checkbox"/>	<input checked="" type="checkbox"/>	<input checked="" type="checkbox"/>
b. Sexual Assault Response Coordinator (SARC) handling your report?	<input checked="" type="checkbox"/>	<input checked="" type="checkbox"/>	<input checked="" type="checkbox"/>	<input checked="" type="checkbox"/>	<input checked="" type="checkbox"/>	<input checked="" type="checkbox"/>

	Very satisfied	Satisfied	Neither satisfied nor dissatisfied	Dissatisfied	Very dissatisfied	Does not apply
c. Commander handling your report?	<input checked="" type="checkbox"/>	<input checked="" type="checkbox"/>	<input checked="" type="checkbox"/>	<input checked="" type="checkbox"/>	<input checked="" type="checkbox"/>	<input checked="" type="checkbox"/>
d. Criminal investigator(s) handling your report?	<input checked="" type="checkbox"/>	<input checked="" type="checkbox"/>	<input checked="" type="checkbox"/>	<input checked="" type="checkbox"/>	<input checked="" type="checkbox"/>	<input checked="" type="checkbox"/>
e. Trial Defense Office personnel?	<input checked="" type="checkbox"/>	<input checked="" type="checkbox"/>	<input checked="" type="checkbox"/>	<input checked="" type="checkbox"/>	<input checked="" type="checkbox"/>	<input checked="" type="checkbox"/>
f. Legal Office personnel (prosecution)?	<input checked="" type="checkbox"/>	<input checked="" type="checkbox"/>	<input checked="" type="checkbox"/>	<input checked="" type="checkbox"/>	<input checked="" type="checkbox"/>	<input checked="" type="checkbox"/>
g. Legal assistance (not prosecution)?	<input checked="" type="checkbox"/>	<input checked="" type="checkbox"/>	<input checked="" type="checkbox"/>	<input checked="" type="checkbox"/>	<input checked="" type="checkbox"/>	<input checked="" type="checkbox"/>
h. Medical personnel?	<input checked="" type="checkbox"/>	<input checked="" type="checkbox"/>	<input checked="" type="checkbox"/>	<input checked="" type="checkbox"/>	<input checked="" type="checkbox"/>	<input checked="" type="checkbox"/>
i. Chaplain?.....	<input checked="" type="checkbox"/>	<input checked="" type="checkbox"/>	<input checked="" type="checkbox"/>	<input checked="" type="checkbox"/>	<input checked="" type="checkbox"/>	<input checked="" type="checkbox"/>
j. Safe Helpline staff?	<input checked="" type="checkbox"/>	<input checked="" type="checkbox"/>	<input checked="" type="checkbox"/>	<input checked="" type="checkbox"/>	<input checked="" type="checkbox"/>	<input checked="" type="checkbox"/>

49. [Ask if Q32 = "Yes" AND Q46 = "Yes" AND (Q47 = "Only an unrestricted report?" OR Q47 = "A restricted report that was converted to an unrestricted report?") AND (Q48 a = "Dissatisfied" OR Q48 a = "Very dissatisfied")] Please specify why you were dissatisfied with the treatment you received from the Sexual Assault Victims' Advocate assigned to you.

50. [Ask if Q32 = "Yes" AND Q46 = "Yes" AND (Q47 = "Only an unrestricted report?" OR Q47 = "A restricted report that was converted to an unrestricted report?") AND (Q48 b = "Dissatisfied" OR Q48 b = "Very dissatisfied")] Please specify why you were dissatisfied with the treatment you received from the Sexual Assault Response Coordinator (SARC) handling your report.

51. [Ask if Q32 = "Yes" AND Q46 = "Yes" AND (Q47 = "Only an unrestricted report?" OR Q47 = "A restricted report that was converted to an unrestricted report?") AND (Q48 c = "Dissatisfied" OR Q48 c = "Very dissatisfied")]
Please specify why you were dissatisfied with the treatment you received from the commander handling your report.

52. [Ask if Q32 = "Yes" AND Q46 = "Yes" AND (Q47 = "Only an unrestricted report?" OR Q47 = "A restricted report that was converted to an unrestricted report?") AND (Q48 d = "Dissatisfied" OR Q48 d = "Very dissatisfied")]
Was the criminal investigator(s) handling your report...

- Military?
 Civilian?
 Both?

[Ask if Q32 = "Yes" AND Q46 = "Yes" AND (Q47 = "Only an unrestricted report?" OR Q47 = "A restricted report that was converted to an unrestricted report?") AND (Q48 d = "Dissatisfied" OR Q48 d = "Very dissatisfied")]
Please specify why you were dissatisfied with the treatment you received from the criminal investigator handling your report.

53. [Ask if Q32 = "Yes" AND Q46 = "Yes" AND (Q47 = "Only an unrestricted report?" OR Q47 = "A restricted report that was converted to an unrestricted report?") AND (Q48 e = "Dissatisfied" OR Q48 e = "Very dissatisfied")]
Was the Trial Defense Office personnel...

- Military?
 Civilian?
 Both?

[Ask if Q32 = "Yes" AND Q46 = "Yes" AND (Q47 = "Only an unrestricted report?" OR Q47 = "A restricted report that was converted to an unrestricted report?") AND (Q48 e = "Dissatisfied" OR Q48 e = "Very dissatisfied")]
Please specify why you were dissatisfied with the treatment you received from the Trial Defense Office personnel.

54. [Ask if Q32 = "Yes" AND Q46 = "Yes" AND (Q47 = "Only an unrestricted report?" OR Q47 = "A restricted report that was converted to an unrestricted report?") AND (Q48 f = "Dissatisfied" OR Q48 f = "Very dissatisfied")]
Was the Legal Office personnel (prosecution)...

- Military?
 Civilian?
 Both?

[Ask if Q32 = "Yes" AND Q46 = "Yes" AND (Q47 = "Only an unrestricted report?" OR Q47 = "A restricted report that was converted to an unrestricted report?") AND (Q48 f = "Dissatisfied" OR Q48 f = "Very dissatisfied")]
Please specify why you were dissatisfied with the treatment you received from the Legal Office personnel (prosecution).

55. [Ask if Q32 = "Yes" AND Q46 = "Yes" AND (Q47 = "Only an unrestricted report?" OR Q47 = "A restricted report that was converted to an unrestricted report?") AND (Q48 g = "Dissatisfied" OR Q48 g = "Very dissatisfied")]
Was the legal assistance (not prosecution)...

- Military?
 Civilian?
 Both?

[Ask if Q32 = "Yes" AND Q46 = "Yes" AND (Q47 = "Only an unrestricted report?" OR Q47 = "A restricted report that was converted to an unrestricted report?") AND (Q48 g = "Dissatisfied" OR Q48 g = "Very dissatisfied")]
Please specify why you were dissatisfied with the treatment you received from the legal assistance (not prosecution).

56. [Ask if Q32 = "Yes" AND Q46 = "Yes" AND (Q47 = "Only an unrestricted report?" OR Q47 = "A restricted report that was converted to an unrestricted report?") AND (Q48 h = "Dissatisfied" OR Q48 h = "Very dissatisfied")]
Was the medical personnel...

- Military?
- Civilian?
- Both?

[Ask if Q32 = "Yes" AND Q46 = "Yes" AND (Q47 = "Only an unrestricted report?" OR Q47 = "A restricted report that was converted to an unrestricted report?") AND (Q48 h = "Dissatisfied" OR Q48 h = "Very dissatisfied")]
Please specify why you were dissatisfied with the treatment you received from the medical personnel.

57. [Ask if Q32 = "Yes" AND Q46 = "Yes" AND (Q47 = "Only an unrestricted report?" OR Q47 = "A restricted report that was converted to an unrestricted report?") AND (Q48 i = "Dissatisfied" OR Q48 i = "Very dissatisfied")]
Please specify why you were dissatisfied with the treatment you received from the chaplain.

58. [Ask if Q32 = "Yes" AND Q46 = "Yes" AND (Q47 = "Only an unrestricted report?" OR Q47 = "A restricted report that was converted to an unrestricted report?") AND (Q48 j = "Dissatisfied" OR Q48 j = "Very dissatisfied")]
Please specify why you were dissatisfied with the treatment you received from the Safe Helpline staff.

59. [Ask if Q32 = "Yes" AND Q46 = "Yes"] **As a result of this situation, did you... Mark "Yes," "No," or "Don't know" for each item.**

		Don't know
	No	
	Yes	
a. Experience any professional retaliation (e.g., loss of privileges, denied promotion/training, transferred to less favorable job)?	<input checked="" type="checkbox"/>	<input checked="" type="checkbox"/>
b. Experience any social retaliation (e.g., ignored by coworkers, being blamed for the situation)?	<input checked="" type="checkbox"/>	<input checked="" type="checkbox"/>

		Don't know
	No	
	Yes	
c. Experience any administrative actions (e.g., placed on a medical hold, placed on a legal hold, transferred to a different assignment)?	<input checked="" type="checkbox"/>	<input checked="" type="checkbox"/>
d. Experience any punishments for infractions/violations, such as underage drinking or fraternization?	<input checked="" type="checkbox"/>	<input checked="" type="checkbox"/>

60. [Ask if Q32 = "Yes" AND Q46 = "Yes"] **How satisfied have you been with... Mark one answer for each item.**

		Does not apply
	Very dissatisfied	
	Dissatisfied	
	Neither satisfied nor dissatisfied	
	Satisfied	
	Very satisfied	
a. The quality of sexual assault advocacy services you received?	<input checked="" type="checkbox"/>	<input checked="" type="checkbox"/>
b. The quality of counseling services you received?	<input checked="" type="checkbox"/>	<input checked="" type="checkbox"/>
c. The quality of medical care you received?	<input checked="" type="checkbox"/>	<input checked="" type="checkbox"/>
d. The amount of time investigation process took/is taking?	<input checked="" type="checkbox"/>	<input checked="" type="checkbox"/>
e. How well you were/are kept informed about the progress of your case?	<input checked="" type="checkbox"/>	<input checked="" type="checkbox"/>
f. The Safe Helpline service you received?	<input checked="" type="checkbox"/>	<input checked="" type="checkbox"/>
g. The reporting process overall?	<input checked="" type="checkbox"/>	<input checked="" type="checkbox"/>

61. [Ask if Q32 = "Yes" AND Q46 = "Yes" AND (Q60 a = "Dissatisfied" OR Q60 a = "Very dissatisfied")] Please specify why you were dissatisfied with the quality of sexual assault advocacy services you received.

62. [Ask if Q32 = "Yes" AND Q46 = "Yes" AND (Q60 b = "Dissatisfied" OR Q60 b = "Very dissatisfied")] Please specify why you were dissatisfied with the quality of counseling services you received.

63. [Ask if Q32 = "Yes" AND Q46 = "Yes" AND (Q60 c = "Dissatisfied" OR Q60 c = "Very dissatisfied")] Please specify why you were dissatisfied with the quality of medical care you received.

64. [Ask if Q32 = "Yes" AND Q46 = "Yes" AND (Q60 d = "Dissatisfied" OR Q60 d = "Very dissatisfied")] Please specify why you were dissatisfied with the amount of time the investigation process took/is taking.

65. [Ask if Q32 = "Yes" AND Q46 = "Yes" AND (Q60 e = "Dissatisfied" OR Q60 e = "Very dissatisfied")] Please specify why you were dissatisfied with how well you were/are kept informed about the progress of your case.

66. [Ask if Q32 = "Yes" AND Q46 = "Yes" AND (Q60 f = "Dissatisfied" OR Q60 f = "Very dissatisfied")] Please specify why you were dissatisfied with the Safe Helpline service you received.

67. [Ask if Q32 = "Yes" AND Q46 = "Yes" AND (Q60 g = "Dissatisfied" OR Q60 g = "Very dissatisfied")] Please specify why you were dissatisfied with the reporting process overall.

68. [Ask if Q32 = "Yes" AND Q46 = "Yes"] When you reported the situation, were you offered... Mark "Yes" or "No" for each item.

	Yes	No
a. Sexual assault advocacy services (e.g., referrals or offers to accompany/transport you to appointments)?	<input checked="" type="checkbox"/>	<input checked="" type="checkbox"/>
b. Counseling services?	<input checked="" type="checkbox"/>	<input checked="" type="checkbox"/>
c. Medical or forensic services?	<input checked="" type="checkbox"/>	<input checked="" type="checkbox"/>
d. Legal services?	<input checked="" type="checkbox"/>	<input checked="" type="checkbox"/>
e. Chaplain services?	<input checked="" type="checkbox"/>	<input checked="" type="checkbox"/>

69. [Ask if Q32 = "Yes" AND Q46 = "Yes"] What were your reasons for reporting the situation to any installation/Service/DoD authority or organizations? Mark "Yes" or "No" for each item.

	Yes	No
a. Prevent the offender from continuing in the military	<input checked="" type="checkbox"/>	<input checked="" type="checkbox"/>
b. Stop the offender from hurting you again	<input checked="" type="checkbox"/>	<input checked="" type="checkbox"/>
c. Stop the offender from hurting others	<input checked="" type="checkbox"/>	<input checked="" type="checkbox"/>
d. Seek justice	<input checked="" type="checkbox"/>	<input checked="" type="checkbox"/>
e. It was the right thing to do	<input checked="" type="checkbox"/>	<input checked="" type="checkbox"/>
f. Seek help dealing with an emotional incident	<input checked="" type="checkbox"/>	<input checked="" type="checkbox"/>
g. Punish the offender	<input checked="" type="checkbox"/>	<input checked="" type="checkbox"/>
h. Discourage other potential offenders	<input checked="" type="checkbox"/>	<input checked="" type="checkbox"/>
i. Identify a fellow military member who is acting inappropriately	<input checked="" type="checkbox"/>	<input checked="" type="checkbox"/>
j. Seek closure on the incident	<input checked="" type="checkbox"/>	<input checked="" type="checkbox"/>
k. Seek medical assistance	<input checked="" type="checkbox"/>	<input checked="" type="checkbox"/>
l. Seek mental health assistance	<input checked="" type="checkbox"/>	<input checked="" type="checkbox"/>
m. Stop rumors by coming forward	<input checked="" type="checkbox"/>	<input checked="" type="checkbox"/>
n. Other	<input checked="" type="checkbox"/>	<input checked="" type="checkbox"/>

[Ask if Q32 = "Yes" AND Q46 = "Yes" AND Q69 n = "Yes"] What was/were your other reason(s) for reporting the situation to any installation/Service/DoD authority or organizations?

70. [Ask if Q32 = "Yes" AND Q46 = "Yes"] How long after the situation occurred did you report it? **Mark one.**

- Within 24 hours
- Within 2-3 days
- Within 4-7 days
- Within 8-14 days
- Within 15-30 days
- More than 30 days

71. [Ask if Q32 = "Yes" AND Q46 = "Yes" AND (Q70 = "Within 2-3 days" OR Q70 = "Within 4-7 days" OR Q70 = "Within 8-14 days" OR Q70 = "Within 15-30 days" OR Q70 = "More than 30 days")] Why did you delay reporting the situation? **Mark "Yes" or "No" for each item.**

	Yes	No
a. Did not realize at first that the situation was a crime.....	<input checked="" type="checkbox"/>	<input checked="" type="checkbox"/>
b. Had to figure out how to report	<input checked="" type="checkbox"/>	<input checked="" type="checkbox"/>
c. Wanted to think about the situation before deciding to report.....	<input checked="" type="checkbox"/>	<input checked="" type="checkbox"/>
d. Wanted to seek advice first from a friend or family member.....	<input checked="" type="checkbox"/>	<input checked="" type="checkbox"/>
e. Wanted to seek advice/counseling from a professional (e.g., medical personnel, chaplain, mental health counselor, Safe Helpline) before deciding to report.....	<input checked="" type="checkbox"/>	<input checked="" type="checkbox"/>
f. Waited until you felt safe from the offender....	<input checked="" type="checkbox"/>	<input checked="" type="checkbox"/>
g. Waited until you could reach a specific authority (e.g., your chaplain, your doctor, your commander).....	<input checked="" type="checkbox"/>	<input checked="" type="checkbox"/>
h. Decided to report after receiving training or a briefing on sexual assault	<input checked="" type="checkbox"/>	<input checked="" type="checkbox"/>
i. Researched sexual assault before deciding to report.....	<input checked="" type="checkbox"/>	<input checked="" type="checkbox"/>
j. Was in a location where you could not contact an authority	<input checked="" type="checkbox"/>	<input checked="" type="checkbox"/>
k. Other.....	<input checked="" type="checkbox"/>	<input checked="" type="checkbox"/>

[Ask if Q32 = "Yes" AND Q46 = "Yes" AND (Q70 = "Within 2-3 days" OR Q70 = "Within 4-7 days" OR Q70 = "Within 8-14 days" OR Q70 = "Within 15-30 days" OR Q70 = "More than 30 days") AND Q71 k = "Yes"] Please specify your other reason(s) for delaying reporting the situation.

72. [Ask if Q32 = "Yes" AND Q46 = "No"] What were your reasons for not reporting the situation to any of the installation/Service/DoD authorities or organizations? **Mark "Yes" or "No" for each statement.**

	Yes	No
a. You thought it was not important enough to report.....	<input checked="" type="checkbox"/>	<input checked="" type="checkbox"/>
b. You did not know how to report.....	<input checked="" type="checkbox"/>	<input checked="" type="checkbox"/>
c. You felt uncomfortable making a report.	<input checked="" type="checkbox"/>	<input checked="" type="checkbox"/>
d. You did not think anything would be done.	<input checked="" type="checkbox"/>	<input checked="" type="checkbox"/>
e. You heard about negative experiences other victims went through who reported their situation.....	<input checked="" type="checkbox"/>	<input checked="" type="checkbox"/>
f. You thought you would not be believed.	<input checked="" type="checkbox"/>	<input checked="" type="checkbox"/>
g. You thought reporting would take too much time and effort.	<input checked="" type="checkbox"/>	<input checked="" type="checkbox"/>
h. You were afraid of retaliation/reprisals from the person(s) who did it or from their friends.	<input checked="" type="checkbox"/>	<input checked="" type="checkbox"/>
i. You thought your performance evaluation or chance for promotion would suffer.....	<input checked="" type="checkbox"/>	<input checked="" type="checkbox"/>
j. You thought you would be labeled a troublemaker.....	<input checked="" type="checkbox"/>	<input checked="" type="checkbox"/>
k. You did not want anyone to know.	<input checked="" type="checkbox"/>	<input checked="" type="checkbox"/>
l. You did not think your report would be kept confidential.	<input checked="" type="checkbox"/>	<input checked="" type="checkbox"/>
m. You feared you or others would be punished for infractions/violations, such as underage drinking or fraternization.	<input checked="" type="checkbox"/>	<input checked="" type="checkbox"/>
n. You were afraid of being assaulted again by the offender.	<input checked="" type="checkbox"/>	<input checked="" type="checkbox"/>
o. You thought you might lose your security clearance/personnel reliability certification.....	<input checked="" type="checkbox"/>	<input checked="" type="checkbox"/>
p. Other.....	<input checked="" type="checkbox"/>	<input checked="" type="checkbox"/>

[Ask if Q32 = "Yes" AND Q46 = "No" AND Q72 p = "Yes"] What were your other reasons for not reporting the situation?

73. [Ask if Q32 = "Yes" AND (Q46 = "Yes" OR Q46 = "No")] In retrospect, would you make the same decision about reporting if you could do it over?

- Yes
- No

[Ask if Q32 = "Yes" AND (Q46 = "Yes" OR Q46 = "No") AND Q73 = "No"] What would you have changed about your reporting decision?

PERSONNEL POLICY AND PRACTICES

74. In an effort to prevent sexual assault, please indicate how well your unit leadership... Mark one answer for each item.

	Very poorly	Poorly	Neither well nor poorly	Well	Very well
a. Makes it clear that sexual assault has no place in the military.	<input checked="" type="checkbox"/>	<input checked="" type="checkbox"/>	<input checked="" type="checkbox"/>	<input checked="" type="checkbox"/>	<input checked="" type="checkbox"/>
b. Promotes a unit climate based on mutual respect and trust.....	<input checked="" type="checkbox"/>	<input checked="" type="checkbox"/>	<input checked="" type="checkbox"/>	<input checked="" type="checkbox"/>	<input checked="" type="checkbox"/>
c. Leads by example (e.g., refrains from sexist comments and behaviors).	<input checked="" type="checkbox"/>	<input checked="" type="checkbox"/>	<input checked="" type="checkbox"/>	<input checked="" type="checkbox"/>	<input checked="" type="checkbox"/>
d. Catches and immediately corrects incidents of sexual harassment (e.g., inappropriate jokes, comments, and behaviors).....	<input checked="" type="checkbox"/>	<input checked="" type="checkbox"/>	<input checked="" type="checkbox"/>	<input checked="" type="checkbox"/>	<input checked="" type="checkbox"/>
e. Creates an environment where victims would feel comfortable reporting.....	<input checked="" type="checkbox"/>	<input checked="" type="checkbox"/>	<input checked="" type="checkbox"/>	<input checked="" type="checkbox"/>	<input checked="" type="checkbox"/>

75. In your work group, to what extent... Mark one answer for each item.

	Not at all	Small extent	Moderate extent	Large extent	Very large extent
a. Would you feel free to report <u>sexual assault</u> without fear of reprisals?.....	<input checked="" type="checkbox"/>	<input checked="" type="checkbox"/>	<input checked="" type="checkbox"/>	<input checked="" type="checkbox"/>	<input checked="" type="checkbox"/>
b. Would people be able to get away with <u>sexual assault</u> if it were reported?.....	<input checked="" type="checkbox"/>	<input checked="" type="checkbox"/>	<input checked="" type="checkbox"/>	<input checked="" type="checkbox"/>	<input checked="" type="checkbox"/>

76. To what extent are you willing to... Mark one answer for each item.

	Not at all	Small extent	Moderate extent	Large extent	Very large extent
a. Report a <u>sexual assault</u> ?	<input checked="" type="checkbox"/>	<input checked="" type="checkbox"/>	<input checked="" type="checkbox"/>	<input checked="" type="checkbox"/>	<input checked="" type="checkbox"/>
b. Point out to someone that you think their experience of unwanted sexual contact was <u>sexual assault</u> ?	<input checked="" type="checkbox"/>	<input checked="" type="checkbox"/>	<input checked="" type="checkbox"/>	<input checked="" type="checkbox"/>	<input checked="" type="checkbox"/>
c. Step in and stop a situation that might lead to <u>sexual assault</u> ?	<input checked="" type="checkbox"/>	<input checked="" type="checkbox"/>	<input checked="" type="checkbox"/>	<input checked="" type="checkbox"/>	<input checked="" type="checkbox"/>
d. Encourage someone who has experienced <u>sexual assault</u> to seek counseling?.....	<input checked="" type="checkbox"/>	<input checked="" type="checkbox"/>	<input checked="" type="checkbox"/>	<input checked="" type="checkbox"/>	<input checked="" type="checkbox"/>
e. Encourage someone who has experienced <u>sexual assault</u> to report it?	<input checked="" type="checkbox"/>	<input checked="" type="checkbox"/>	<input checked="" type="checkbox"/>	<input checked="" type="checkbox"/>	<input checked="" type="checkbox"/>

77. [Ask if Q76 e = "Not at all"] You indicated you would not encourage someone to report a sexual assault. What are your reasons? Mark "Yes" or "No" for each statement.

	Yes	No
a. You don't think anything would be done.	<input checked="" type="checkbox"/>	<input checked="" type="checkbox"/>
b. You have heard of negative experiences other victims went through who reported their situation.	<input checked="" type="checkbox"/>	<input checked="" type="checkbox"/>
c. You think the victim wouldn't be believed.	<input checked="" type="checkbox"/>	<input checked="" type="checkbox"/>
d. You think reporting would take too much time/effort.....	<input checked="" type="checkbox"/>	<input checked="" type="checkbox"/>
e. You think there would be reprisals from the offender(s) or their friends.....	<input checked="" type="checkbox"/>	<input checked="" type="checkbox"/>
f. You think the victim's performance evaluation or chances for promotion would suffer.....	<input checked="" type="checkbox"/>	<input checked="" type="checkbox"/>
g. You think the victim would be labeled a troublemaker.....	<input checked="" type="checkbox"/>	<input checked="" type="checkbox"/>
h. You think the report wouldn't be kept confidential.....	<input checked="" type="checkbox"/>	<input checked="" type="checkbox"/>
i. You fear individuals other than the offender would be punished for infractions/ violations, such as underage drinking or fraternization.	<input checked="" type="checkbox"/>	<input checked="" type="checkbox"/>
j. You think the victim would lose their security clearance/personnel reliability certification.....	<input checked="" type="checkbox"/>	<input checked="" type="checkbox"/>
k. You think the victim's career would be affected (e.g., change of station/ assignment).	<input checked="" type="checkbox"/>	<input checked="" type="checkbox"/>

	No
	Yes
I. Other.....	<input checked="" type="checkbox"/> <input checked="" type="checkbox"/>

[Ask if Q76 e = "Not at all" AND Q77 l = "Yes"]

What other reasons do you have for not encouraging someone to report a sexual assault? Please explain.

78. At my installation/ship, there is a... Mark "Yes," "No," or "Don't know" for each item.

	Don't know
	No
	Yes
a. Sexual Assault Response Coordinator (SARC) to help those who experience sexual assault.	<input checked="" type="checkbox"/> <input checked="" type="checkbox"/> <input checked="" type="checkbox"/>
b. Sexual Assault Victims' Advocate to help those who experience sexual assault.	<input checked="" type="checkbox"/> <input checked="" type="checkbox"/> <input checked="" type="checkbox"/>

DoD provides two types of reporting of sexual assault. Unrestricted reporting is for victims who want medical treatment, counseling, and an official investigation of the assault. Restricted reporting is for victims who want information and to receive medical treatment and counseling without prompting an official investigation of the assault.

79. How satisfied have you been with the availability of information on... Mark one answer for each item.

	Very dissatisfied
	Dissatisfied
	Neither satisfied nor dissatisfied
	Satisfied
	Very satisfied
a. How to file a <u>restricted</u> report?	<input checked="" type="checkbox"/> <input checked="" type="checkbox"/> <input checked="" type="checkbox"/> <input checked="" type="checkbox"/> <input checked="" type="checkbox"/>
b. How to file an <u>unrestricted</u> report?	<input checked="" type="checkbox"/> <input checked="" type="checkbox"/> <input checked="" type="checkbox"/> <input checked="" type="checkbox"/> <input checked="" type="checkbox"/>

SEXUAL ASSAULT TRAINING

80. Have you had any military training during the past 12 months on topics related to sexual assault?

- Yes
- No

81. [Ask if Q80 = "Yes"] My Service's sexual assault training... Mark one answer for each item.

	Strongly disagree
	Disagree
	Neither agree nor disagree
	Agree
	Strongly agree
a. Provides a good understanding of what actions are considered sexual assault.	<input checked="" type="checkbox"/> <input checked="" type="checkbox"/> <input checked="" type="checkbox"/> <input checked="" type="checkbox"/> <input checked="" type="checkbox"/>
b. Teaches that the consumption of alcohol may increase the likelihood of sexual assault.	<input checked="" type="checkbox"/> <input checked="" type="checkbox"/> <input checked="" type="checkbox"/> <input checked="" type="checkbox"/> <input checked="" type="checkbox"/>
c. Teaches how to avoid situations that might increase the risk of being a victim of sexual assault.	<input checked="" type="checkbox"/> <input checked="" type="checkbox"/> <input checked="" type="checkbox"/> <input checked="" type="checkbox"/> <input checked="" type="checkbox"/>
d. Teaches how to intervene when you witness a situation involving a fellow Service member (bystander intervention).	<input checked="" type="checkbox"/> <input checked="" type="checkbox"/> <input checked="" type="checkbox"/> <input checked="" type="checkbox"/> <input checked="" type="checkbox"/>
e. Teaches how to obtain medical care following a sexual assault.	<input checked="" type="checkbox"/> <input checked="" type="checkbox"/> <input checked="" type="checkbox"/> <input checked="" type="checkbox"/> <input checked="" type="checkbox"/>
f. Explains the role of the chain of command in handling sexual assaults.	<input checked="" type="checkbox"/> <input checked="" type="checkbox"/> <input checked="" type="checkbox"/> <input checked="" type="checkbox"/> <input checked="" type="checkbox"/>
g. Explains the reporting options available if a sexual assault occurs.	<input checked="" type="checkbox"/> <input checked="" type="checkbox"/> <input checked="" type="checkbox"/> <input checked="" type="checkbox"/> <input checked="" type="checkbox"/>
h. Identifies the points of contact for reporting sexual assault (e.g., SARC, Victims' Advocate).	<input checked="" type="checkbox"/> <input checked="" type="checkbox"/> <input checked="" type="checkbox"/> <input checked="" type="checkbox"/> <input checked="" type="checkbox"/>
i. Explains how sexual assault is a mission readiness problem.	<input checked="" type="checkbox"/> <input checked="" type="checkbox"/> <input checked="" type="checkbox"/> <input checked="" type="checkbox"/> <input checked="" type="checkbox"/>
j. Explains the resources available to victims (e.g., Safe Helpline).	<input checked="" type="checkbox"/> <input checked="" type="checkbox"/> <input checked="" type="checkbox"/> <input checked="" type="checkbox"/> <input checked="" type="checkbox"/>

82. [Ask if Q80 = "Yes"] In your opinion, how effective was the training you received in... Mark one answer in each item.

	Not at all effective
	Slightly effective
	Moderately effective
	Very effective
a. Actually reducing/preventing sexual assault or behaviors related to sexual assault?	<input checked="" type="checkbox"/> <input checked="" type="checkbox"/> <input checked="" type="checkbox"/> <input checked="" type="checkbox"/>

Not at all effective			
Slightly effective			
Moderately effective			
Very effective			
b. Explaining the difference between restricted and unrestricted reporting of sexual assault?	<input checked="" type="checkbox"/>	<input checked="" type="checkbox"/>	<input checked="" type="checkbox"/>

83. Are you aware of the following sources for understanding sexual assault prevention and response? Mark "Yes" or "No" for each item.

		No	
		Yes	
a. The "My Strength is for Defending" campaign.....	<input checked="" type="checkbox"/>	<input checked="" type="checkbox"/>	
b. The Sexual Assault Prevention Web site (www.myduty.mil).....	<input checked="" type="checkbox"/>	<input checked="" type="checkbox"/>	
c. My installation's Sexual Assault Awareness Month programs.....	<input checked="" type="checkbox"/>	<input checked="" type="checkbox"/>	

For more information about the DoD Safe Helpline, visit www.safehelpline.org/

84. Are you aware that the Department of Defense has a live, one-on-one, confidential hotline called DoD Safe Helpline that provides sexual assault support worldwide and 24/7 to members of the DoD community via online, telephone, and texting services?

- Yes
- No

85. [Ask if Q84 = "Yes"] How did you hear about the DoD Safe Helpline? Mark the one most useful source of information.

- Television public service announcement
- Radio public service announcement
- Print advertisement
- Online media (e.g., Web site, blog, banners, etc.)
- Posters, brochures and/or stickers
- Unit
- Chaplain
- Other

REACTION TO SEXUAL ASSAULT

86. Are the following statements true or false? Mark one answer for each item.

Don't know			
False			
True			
a. When you are in a social setting, it is your duty to stop a fellow Service member from doing something potentially harmful to themselves or others.....	<input checked="" type="checkbox"/>	<input checked="" type="checkbox"/>	<input checked="" type="checkbox"/>
b. If you tell a Sexual Assault Response Coordinator (SARC) or Victims' Advocate (VA) that you were sexually assaulted, the SARC/VA is not always required to provide your name to your commander.....	<input checked="" type="checkbox"/>	<input checked="" type="checkbox"/>	<input checked="" type="checkbox"/>
c. Your communications with a SARC or VA are protected by the Victims' Advocate Privilege (MRE 514).....	<input checked="" type="checkbox"/>	<input checked="" type="checkbox"/>	<input checked="" type="checkbox"/>
d. If you were to experience unwanted sexual touching, but not rape, you could report your experience to a SARC or VA.....	<input checked="" type="checkbox"/>	<input checked="" type="checkbox"/>	<input checked="" type="checkbox"/>
e. If you are sexually assaulted, you can trust the military system to protect your privacy.....	<input checked="" type="checkbox"/>	<input checked="" type="checkbox"/>	<input checked="" type="checkbox"/>
f. If you are sexually assaulted, you can trust the military system to ensure your safety following the incident.....	<input checked="" type="checkbox"/>	<input checked="" type="checkbox"/>	<input checked="" type="checkbox"/>
g. If you are sexually assaulted, you can trust the military system to treat you with dignity and respect.....	<input checked="" type="checkbox"/>	<input checked="" type="checkbox"/>	<input checked="" type="checkbox"/>
h. If you are sexually assaulted, you can request a transfer and receive a response within 72 hours.....	<input checked="" type="checkbox"/>	<input checked="" type="checkbox"/>	<input checked="" type="checkbox"/>

87. Suppose you see a Service member, who you do not know very well, getting drunk at a party. Someone tells you that one of your coworkers is going to lead that Service member off to have sex. What are you most likely to do in this kind of situation? Mark one.

- Nothing
- Leave to avoid any kind of trouble
- Find someone who knows the Service member and can help them
- Talk to the Service member/try to get them out of the situation
- Stop your coworker from leaving with the Service member
- Other action

88. [Ask if Q87 = "Nothing" OR Q87 = "Leave to avoid any kind of trouble"] Which reason below best explains your reaction to the situation in the previous question? *Mark one.*

- I don't see this situation as a problem.
- It's none of my business.
- I could be picked on or made fun of.
- I wouldn't want to become the focus of my coworker's attention.
- Nothing I could do or say would make a difference.
- It is hard to reason with someone who has been drinking.
- I don't believe the Service member would listen to me if they do not know me very well.
- The Service member should not have gotten into this situation in the first place.
- People put themselves into this type of situation because they want to drink and have sex.
- Other reason

[Ask if (Q87 = "Nothing" OR Q87 = "Leave to avoid any kind of trouble") AND Q88 = "Other reason"] What other reason best explains your reaction to the situation in the previous question?

PRIOR EXPERIENCES

89. Prior to your entry into the military, did you experience any of the following intentional sexual contacts that were against your will or occurred when you did not or could not consent where someone...
- **Sexually touched you** (e.g., intentional touching of genitalia, breasts, or buttocks) or made you sexually touch them?
 - **Attempted** to make you have sexual intercourse, but was not successful?
 - **Made** you have sexual intercourse?
 - **Attempted** to make you perform or receive oral sex, anal sex, or penetration by a finger or object, but was not successful?
 - **Made** you perform or receive oral sex, anal sex, or penetration by a finger or object?
- Yes
- No

90. [Ask if Q32 = "No"] Since the date you first joined the military, have you ever experienced any of the following intentional sexual contacts that were against your will or occurred when you did not or could not consent where someone...

- **Sexually touched you** (e.g., intentional touching of genitalia, breasts, or buttocks) or made you sexually touch them?
 - **Attempted** to make you have sexual intercourse, but was not successful?
 - **Made** you have sexual intercourse?
 - **Attempted** to make you perform or receive oral sex, anal sex, or penetration by a finger or object, but was not successful?
 - **Made** you perform or receive oral sex, anal sex, or penetration by a finger or object?
- Yes
- No

HOW ARE WE DOING?

91. In your opinion, has *sexual assault* in our nation become more or less of a problem over the last 4 years?
- Less of a problem today
- About the same as 4 years ago
- More of a problem today
92. [Ask if "Years of Service" > 3] In your opinion, has *sexual assault* in the military become more or less of a problem over the last 4 years?
- Less of a problem today
- About the same as 4 years ago
- More of a problem today

TAKING THE SURVEY

93. Thank you for participating in the survey. There are no more questions on this survey. If you have comments or concerns that you were not able to express in answering this survey, please enter them in the space provided. Your comments will be viewed and considered as policy deliberations take place. Any comments you make on this questionnaire will be kept confidential. However, if DMDC or its data collection contractor perceives comments as a direct threat to yourself or others, out of concern for your welfare, DMDC may contact an office in your area for appropriate action. Your feedback is useful and appreciated.

94. [Ask if Q1 = 'No, I separated or retired'] Based on your answer to the previous question, you are ineligible to take this survey. If you feel you have encountered this message in error, click the back arrow button and check your answer.
- To submit your answers, click *Submit*. For further help, please call our Survey Processing Center toll-free at 1-800-881-5307, e-mail WGRSurvey@osd.pentagon.mil, or send a fax to 1-763-268-3002.

Insert SF298 if applicable

