

The logo for DMDC (Department of Military Decision Making and Control) features the letters "DMDC" in a bold, italicized, yellow font. The text is set against a black rectangular background with horizontal lines and a yellow border. There are some white starburst or light effects around the letters.

DMDC

Information and Technology for Better Decision Making

2012 Workplace and Gender Relations Survey of Reserve Component Members

Tabulations of Responses

Additional copies of this report may be obtained from:

Defense Technical Information Center

ATTN: DTIC-BRR

8725 John J. Kingman Rd., Suite #0944

Ft. Belvoir, VA 22060-6218

Or from:

<http://www.dtic.mil/dtic/order.html>

Ask for report by ADA 575 620

**2012 WORKPLACE AND GENDER RELATIONS
SURVEY OF RESERVE COMPONENT MEMBERS:
TABULATIONS OF RESPONSES**

**Defense Manpower Data Center
Human Resources Strategic Assessment Program
4800 Mark Center Drive, Suite 04E25-01, Alexandria, VA 22350-4000**

Acknowledgments

Defense Manpower Data Center (DMDC) is indebted to numerous people for their assistance with the *2012 Workplace and Gender Relations Survey of Reserve Component Members*, which was conducted on behalf of the Office of the Under Secretary of Defense for Personnel and Readiness (OUSD[P&R]). The survey program is conducted under the leadership of Kristin Williams, Director of the *Human Resources Strategic Assessment Program* (HRSAP).

Policy officials contributing to the development of this survey include Darlene Sullivan and Nate Galbreath (Sexual Assault Prevention and Response Office) and Jimmy Love (Office of Diversity Management and Equal Opportunity).

DMDC's Survey Design, Analysis, & Operations Branch, under the guidance of Elizabeth P. Van Winkle, Deputy Branch Chief, is responsible for the development of this survey. The lead survey design analysts were Lindsay Rock, Sociologist, and Natalie Namrow, SRA International, Inc. They also designed the unique presentation of complex items used in this tabulation volume. Carol Newell, Team Lead of Survey Operations is responsible for the survey database construction and archiving. The lead operations analyst on this survey was Lisa Davis, who used DMDC's Statistical Analysis Macros to calculate the estimates presented in this tabulation volume.

DMDC's Statistical Design Branch, under the guidance of David McGrath, Branch Chief, is responsible for sampling and weighting methods used in the survey program. The lead sampling analyst on this survey was Owen Hung, SRA International, Inc., supported by Fawzi Al Nassir, SRA International, Inc., who used the DMDC Sampling Tool to plan the sample and develop weights for this survey. Carole Massey and Sue Reinhold provided programming support for the sampling and weighting tasks. Data Recognition Corporation (DRC) performed data collection and editing.

Mary Padilla, SRA International, Inc., formatted and assembled this tabulation volume using DMDC's Survey Reporting Tool. A team consisting of Lisa Davis, Lindsay Rock, Natalie Namrow, and Kimberly Hylton, SRA International, Inc., completed quality control for this tabulation volume.

Table of Contents

	<u>Page</u>
Introduction to the Survey	1
Survey Methodology	5
Tabulation Procedures	7
References.....	16
Tabulations of Responses.....	19
Survey Instrument.....	675

List of Tabulations by Question Number

<u>Question</u>	<u>Page</u>
BACKGROUND INFORMATION	
2. What is your gender?	20
3. What is your current paygrade?	22
4. Are you Spanish/Hispanic/Latino?.....	24
5. What is your race?	26
6. What is the highest degree or level of school that you have completed?	28
7. What is your marital status?	30
8. Do you have a significant other (that is, a girlfriend or boyfriend)?	32
9. Do you have a child, children, or other legal dependents?	34
10. Have you served on active duty, not as a member of the Reserve components, for a cumulative 24 months or more?.....	36
SATISFACTION AND RETENTION INTENTION	
11. In your opinion, how does your spouse/significant other view your participation in the National Guard/Reserve?	38
12. In your opinion, how does your family view your participation in the National Guard/Reserve?	40
13. How many years have you spent in military service?	42
14. Suppose that you have to decide whether to continue to participate in the National Guard/Reserve. Assuming you could stay, how likely is it you would choose to do so?	44

15.	Taking all things into consideration, how satisfied are you, in general, with each of the following aspects of being in the National Guard/ Reserve?	46
a.	Your total compensation (i.e., base pay, allowances, and bonuses)	46
b.	The type of work you do in your military job.....	48
c.	Your opportunities for promotion in your unit	50
d.	The quality of your coworkers in your unit.....	52
e.	The quality of your supervisor in your unit	54
16.	Overall, how satisfied are you with the military way of life?	56
17.	If you had a close personal friend considering military service, would you recommend that he/she join?	58

TEMPO

18.	In the past 12 months, how many days (full days, not drill periods) did you spend in a compensated (pay or points) National Guard/Reserve status?	60
19.	In the past 12 months, have you spent more or less time away from your home than you expected when you first entered the National Guard/ Reserve?	62
20.	What impact has time away (or lack thereof) from your home in the past 12 months had on your military career intentions?	64
20.	Reserve component members who indicated their desire to stay decreased as a result of being away more than expected: Constructed item based on Q19 and Q20	66

ACTIVATION/DEPLOYMENT STATUS

21.	Have you been activated in the past 12 months?	68
22.	Was at least one of your activations in the past 12 months longer than 30 consecutive days?	70
23.	In the past 12 months, has (have) your activation(s) of more than 30 consecutive days been voluntary, involuntary, or both?	72
24.	Are you currently activated?	74

EMPLOYMENT/STUDENT STATUS

31.	Are you a military technician?	76
32.	Do you have a civilian job?	78
33.	Are you a student?	80

YOUR MILITARY WORKPLACE

34.	How long have you been in your present military unit?	82
35.	Are you currently	84
36.	Which of the following describes your immediate supervisor in your current military work group?	86
36.	Is your immediate supervisor in your current military workgroup in the military? Constructed from Q36.....	88
37.	How much do you agree or disagree with the following statements about your immediate supervisor at your military job?	90
a.	You trust your supervisor.....	90
b.	Your supervisor ensures that all assigned personnel are treated fairly	92
c.	There is very little conflict between your supervisor and the people who report to him/her.....	94
d.	Your supervisor evaluates your work performance fairly	96
e.	Your supervisor assigns work fairly in your work group	98
f.	You are satisfied with the direction/supervision you receive.....	100
37.	Supervisor Satisfaction scale: Constructed from Q37a-f. Supervisor Satisfaction assesses the level of agreement that supervisors are trustworthy, equitable, and fair in evaluations and delegating assignments	102
38.	To what extent does your immediate supervisor at your military job	104
a.	Use the full range of subordinates' military skills to achieve mission objectives?.....	104
b.	Use subordinates' mission-related, non-military skills to achieve mission objectives?.....	106
c.	Welcome subordinates' input on how to best accomplish mission objectives?.....	108
d.	Encourage subordinates to develop/maintain non-English language skills?	110
e.	Assign tasks so subordinates can learn new skills?	112
39.	Which of the following best describes the gender mix of your current military work group, that is, the people with whom you work on a day-to-day basis?	114
40.	How much do you agree or disagree with the following statements about the people you work with at your military workplace?.....	116
a.	There is very little conflict among your coworkers	116

b.	Your coworkers put in the effort required for their jobs	118
c.	The people in your work group tend to get along.....	120
d.	The people in your work group are willing to help each other	122
e.	You are satisfied with the relationships you have with your coworkers	124
40.	Coworker Satisfaction scale: Constructed from Q40a-e. Coworker Satisfaction can be defined as satisfaction with coworker work effort, work group compatibility, helpfulness of coworkers, and frequency of coworker conflicts	126
41.	How much do you agree or disagree with the following statements about the work you do at your military workplace?	128
a.	Your work provides you with a sense of pride.....	128
b.	Your work makes good use of your skills.....	130
c.	You like the kind of work you do	132
d.	Your job gives you the chance to acquire valuable skills	134
e.	You are satisfied with your job as a whole.....	136
f.	Your day-to-day work is directly tied to your wartime job	138
41.	Work Satisfaction scale: Constructed from Q41a-e. Work Satisfaction can be defined as a sense of pride in work, use of skills, work enjoyment, and the opportunity to acquire valuable skills.....	140
42.	In your present military unit, to what extent are you	142
a.	Allowed to draw upon your non-military experiences/skills?	142
b.	Allowed to draw upon your military experiences/skills?	144
c.	Encouraged to provide input on how to best accomplish mission objectives?.....	146
d.	Assigned tasks so you can learn new skills?	148
43.	Overall, how well prepared	150
a.	Are you to perform your wartime job?.....	150
b.	Is your unit to perform its wartime mission?.....	152
44.	Overall, how would you rate	154
a.	Your current level of morale?.....	154
b.	Your unit's current level of morale?.....	156
45.	How much do you agree or disagree with the following statements about your National Guard/Reserve unit?	158
a.	Members in your unit really care about each other	158

b.	Members in your unit work well as a team.....	160
c.	Members in your unit pull together to get the job done	162
d.	Members in your unit trust each other	164
45.	Unit Cohesion scale: Constructed from Q45a-d. Unit Cohesion can be defined as affective ties within a small group that sustain commitment to their peers, their unit, and their mission.....	166
46.	How often during the past 12 months have you experienced any of the following behaviors where coworkers or supervisors	168
a.	Intentionally interfered with your work performance?.....	168
b.	Did not provide information or assistance when you needed it?	170
c.	Were excessively harsh in their criticism of your work performance?	172
d.	Took credit for work or ideas that were yours?	174
e.	Gossiped/talked about you?	176
f.	Used insults, sarcasm, or gestures to humiliate you?	178
g.	Yelled when they were angry with you?.....	180
h.	Swore at you in a hostile manner?.....	182
i.	Damaged or stole your property or equipment?	184
46.	Workplace Hostility scale: Constructed from Q46a-i. Workplace Hostility can be defined as the degree to which people in the workplace act in an angry or hostile manner toward personnel	186

STRESS, HEALTH, AND WELL-BEING

47.	How true or false is each of the following statements for you?.....	188
a.	I am as healthy as anybody I know.....	188
b.	I seem to get sick a little easier than other people	190
c.	I expect my health to get worse	192
d.	My health is excellent	194
47.	General Health scale: Constructed from Q47a-d. The General Health scale is designed to provide a self-assessment of overall physical well-being	196
48.	Overall, how would you rate the current level of stress in your.....	198
a.	Military life?.....	198
b.	Personal life?	200
49.	In the past month, how often have you.....	202

a.	Been upset because of something that happened unexpectedly?.....	202
b.	Felt that you were unable to control the important things in your life?	204
c.	Felt nervous and stressed?.....	206
d.	Felt confident about your ability to handle your personal problems?	208
e.	Felt that things were going your way?.....	210
f.	Found that you could not cope with all of the things you had to do?...	212
g.	Been able to control irritations in your life?	214
h.	Felt that you were on top of things?	216
i.	Been angered because of things that were outside of your control? ..	218
j.	Felt difficulties were piling up so high that you could not overcome them?	220
49.	Perceived Stress scale: Constructed from Q49a-j. Perceived Stress can be defined as Reserve members' stress levels, measured by their emotional experiences/reactions in the month prior to taking the survey	222
50.	Below is a list of problems that people sometimes have in response to stressful experiences. Please indicate how much you have been bothered by the following in the past month	224
a.	Having repeated, disturbing memories, thoughts, or images of a stressful experience?	224
b.	Having repeated, disturbing dreams of a stressful experience?	226
c.	Suddenly acting or feeling as if a stressful experience were happening again (as if you were reliving it)?	228
d.	Feeling very upset when something reminded you of a stressful experience?	230
e.	Having physical reactions (e.g., heart pounding, trouble breathing, or sweating) when something reminded you of a stressful experience?	232
f.	Avoiding thoughts about or talking about a stressful experience or avoiding having feelings related to it?	234
g.	Avoiding activities or situations because they remind you of a stressful experience?	236
h.	Trouble remembering important parts of a stressful experience?	238
i.	Loss of interest in things that you used to enjoy?	240
j.	Feeling distant or cut off from other people?.....	242

k.	Feeling emotionally numb or being unable to have loving feelings for those close to you?.....	244
l.	Feeling as if your future will somehow be cut short?	246
m.	Trouble falling or staying asleep?	248
n.	Feeling irritable or having angry outbursts?	250
o.	Having difficulty concentrating?	252
p.	Being "super alert" or "on guard"?	254
q.	Feeling jumpy or easily startled?	256
50.	Post-Traumatic Stress Disorder (PTSD) score: Constructed from Q50. PTSD is a type of trauma and stress-related disorder that can be triggered by experiencing or witnessing a traumatic event that causes fear, helplessness, or horror and is characterized by persistent frightening thoughts and memories, emotional detachment or numbness, sleep problems, and a tendency to be easily startled.....	258
51.	Over the past month, have you been bothered by the following problems?.....	260
a.	Little interest or pleasure in doing things	260
b.	Feeling down, depressed, or hopeless	262
c.	Trouble falling or staying asleep, or sleeping too much	264
d.	Feeling tired or having little energy	266
e.	Poor appetite or overeating	268
f.	Feeling bad about yourself — or that you are a failure or have let yourself or your family down	270
g.	Trouble concentrating on things, such as reading the newspaper or watching television	272
h.	Moving or speaking so slowly that other people could have noticed. Or the opposite — being so fidgety or restless that you have been moving around a lot more than usual.....	274
51.	Depression scale: Constructed from Q51. Depression is a common mood disorder characterized by depressed mood, loss of interest or pleasure, feelings of guilt or low self-worth, disturbed sleep or appetite, low energy, and poor concentration	276
52.	Were any of the problems you marked in the previous questions a result of experiencing	278
52.	Were any of the problems you marked in the previous questions a result of experiencing a sexual assault? Constructed from Q52b-c	280

53.	How much do you agree or disagree with the following statements that might affect your decision to receive mental health counseling or service if you ever had a problem?	282
a.	I don't know where to get help	282
b.	I don't have adequate transportation.....	284
c.	It is difficult to schedule an appointment	286
d.	There would be difficulty getting time off work for treatment.....	288
e.	It would be too embarrassing.....	290
f.	It would harm my career	292
g.	My coworkers might have less confidence in me.....	294
h.	My leaders might treat me differently	296
i.	My leaders would blame me for the problem	298
j.	I would be seen as weak.....	300
k.	Mental health care doesn't work	302
l.	Mental health care counseling may impact my security clearance	304

GENDER-RELATED EXPERIENCES

54.	During the past 12 months, did any of the following happen to you? If it did, do you believe your gender was a factor?	306
a.	You were rated lower than you deserved on your last military evaluation	306
b.	Your last military evaluation contained unjustified negative comments	308
c.	You were held to a higher performance standard than others in your military job.....	310
d.	You did not get a military award or decoration given to others in similar circumstances.....	312
e.	Your current military assignment has not made use of your job skills	314
f.	Your current assignment is not good for your career if you continue in the military	316
g.	You did not receive day-to-day, short-term tasks in your military job that would have helped you prepare for advancement.....	318
h.	You did not have a professional relationship with someone who advised (mentored) you on military career development or advancement	320

i.	You did not learn until it was too late of opportunities that would have helped your military career.....	322
j.	You were unable to get straight answers about your military promotion possibilities	324
k.	You were excluded from social events important to military career development and being kept informed.....	326
l.	You did not get a military job assignment that you wanted and for which you were qualified.....	328
n.	Have you had any other gender-related experiences at your military workplace?	330
54.	Evaluation incident rate: Constructed from Q54a-d. Evaluation can be defined as Reserve component members' belief that gender was a factor in others' judgments about their performance (e.g., evaluations or awards).....	332
54.	Assignment incident rate: Constructed from Q54e-g and Q54lm. Assignment can be defined as Reserve component members' perception that they did not get assignments they wanted or ones that used their skills or facilitated career advancement.....	334
54.	Career incident rate: Constructed Q54h-k. Career can be defined as Reserve component members' belief that gender was a factor in their access to resources and mentoring that aid in career development (e.g., professional networks)	336
55.	Do you consider ANY of the behaviors which you marked as happening to you in the previous question to have been... ..	338
a.	Sex discrimination?.....	338
b.	Racial/ethnic discrimination?	340
c.	Age discrimination?	342
d.	Religious discrimination?	344
e.	Other?.....	346
55.	Sex Discrimination incident rate: Constructed from Q54 and Q55a. Sex Discrimination comprises three types of potentially discriminatory behaviors: discrimination in evaluations, career development, and assignments	348
56.	How often during the past 12 months have you been in situations involving military personnel (active duty or Reserve), DoD/DHS civilian employees, and/or contractors where one or more of these individuals (of either gender).....	350
a.	Repeatedly told sexual stories or jokes that were offensive to you?... ..	350
b.	Referred to people of your gender in insulting or offensive terms?.....	352

c.	Made unwelcome attempts to draw you into a discussion of sexual matters (e.g., attempted to discuss or comment on your sex life)?	354
d.	Treated you "differently" because of your gender (e.g., mistreated, slighted, or ignored you)?	356
e.	Made offensive remarks about your appearance, body, or sexual activities?	358
f.	Made gestures or used body language of a sexual nature that embarrassed or offended you?	360
g.	Made offensive sexist remarks (e.g., suggesting that people of your gender are not suited for the kind of work you do)?	362
h.	Made unwanted attempts to establish a romantic sexual relationship with you despite your efforts to discourage it?	364
i.	Put you down or was condescending to you because of your gender?	366
j.	Continued to ask you for dates, drinks, dinner, etc., even though you said "No"?	368
k.	Made you feel like you were being bribed with some sort of reward or special treatment to engage in sexual behavior?	370
l.	Made you feel threatened with some sort of retaliation for not being sexually cooperative (e.g., by mentioning an upcoming review)?	372
m.	Touched you in a way that made you feel uncomfortable?	374
n.	Intentionally cornered you or leaned over you in a sexual way?	376
o.	Treated you badly for refusing to have sex?	378
p.	Implied faster promotions or better treatment if you were sexually cooperative?	380
q.	Other unwanted gender-related behavior?	382
56.	Crude/Offensive Behavior incident rate: Constructed from Q56a, c, and e-f. Crude/Offensive Behavior can be defined as verbal and nonverbal behaviors of a sexual nature that were offensive or embarrassing.....	384
56.	Unwanted Sexual Attention incident rate: Constructed from Q56h, j, and m-n. Unwanted Sexual Attention can be defined as attempts to establish an unwanted sexual relationship or to engage in sexually suggestive behavior.....	386
56.	Sexual Coercion incident rate: Constructed from Q56k-l and o-p. Sexual Coercion can be defined as classic quid pro quo, instances of special treatment or favoritism conditional on sexual cooperation.....	388
56.	Sexist Behavior incident rate: Constructed from Q56b, d, g, and i. Sexist Behavior can be defined as verbal and nonverbal behaviors that	

	convey insulting, offensive, or condescending attitudes based on gender of the member	390
57.	How many of these behaviors that you marked as happening to you, do you consider to have been sexual harassment?	392
57.	Sexual Harassment incident rate: Constructed from Q56a, c, e-f, h, j-p, and Q57. Sexual Harassment can be defined as experiences of Crude/ Offensive Behavior, Unwanted Sexual Attention, or Sexual Coercion.....	394

ONE SITUATION OF GENDER-RELATED EXPERIENCES

58.	Which of the following categories best describe(s) the behavior(s) in the situation?	396
59.	Where did this situation occur?	398
60.	Did any of the behaviors in the situation on base occur	400
61.	Did any of the behaviors in the situation occur while you were	402
	a. Activated?	402
	b. Deployed?	404
	c. At your civilian job?	406
	d. At your civilian school?	408
	e. In your or someone else's quarters/home?	410
62.	How many offender(s) were involved?	412
63.	What was the gender(s) of the offender(s)?	414
64.	What was the offender's organizational level and affiliation?	416
64.	What was the organizational affiliation of the person(s) involved? Constructed from Q64	418
65.	As a result of the situation, did you	420
66.	Did you discuss/report the situation with/to any of the following civilian individuals or organizations?	422
67.	Did you discuss/report the situation with/to any of the following National Guard/Reserve/DoD/DHS individuals or organizations?	424
68.	What actions were taken in response to your discussing/reporting the situation to National Guard/Reserve/DoD/DHS individuals or organizations?	426
69.	What actions were taken in response to your discussing/reporting the situation to National Guard/Reserve/DoD/DHS individuals or organizations?	428
	a. Person(s) who bothered you was/were talked to about the behavior	428

b.	The rules on harassment were explained to everyone in the unit/ office/place where the problem had occurred	430
c.	Some action was/is being taken against the person(s) who bothered you	432
70.	How satisfied were/are you with the following aspects of the reporting process?	434
a.	Availability of information about how to file a complaint	434
b.	Treatment by personnel handling your complaint	436
c.	Amount of time it took/is taking to resolve your complaint	438
71.	As a result of reporting the situation, did you experience any	440
a.	Professional retaliation (e.g., loss of privileges, denied promotion/ training, transferred to less favorable job)?	440
b.	Social retaliation (e.g., ignored by coworkers, being blamed for the situation)?	442
71.	What types of retaliation did you experience as a result of reporting the situation? Constructed from Q71	444
72.	What were your reasons for not reporting the situation to any of the National Guard/Reserve/DoD/DHS individuals or organizations?	446

UNWANTED SEXUAL CONTACT

73.	Unwanted Sexual Contact incident rate: Unwanted Sexual Contact can be defined as having experienced without your consent and against your will forced performance or receipt of sexual touching (e.g., intentional touching of genitalia, breasts, or buttocks), attempted or completed sexual intercourse, oral sex, anal sex, or penetration by a finger or object ...	448
74.	In the past 12 months, how many separate incidents of sexual touching, attempted or completed intercourse, oral or anal sex, or penetration by a finger or object did you experience?	450

ONE SITUATION OF UNWANTED SEXUAL CONTACT

75.	What did the person(s) do during the situation?	452
75.	Most serious unwanted sexual contact behaviors experienced. Constructed from Q75	454
76.	Did the situation occur	456
77.	Did the situation occur	458
78.	How many offender(s) were involved?	460
79.	What was/were the gender(s) of the offender(s)?	462

80.	Was the offender(s).....	464
80.	What was the organizational affiliation of the person(s) involved? Constructed from Q80a-g.....	466
81.	Did the offender use drugs to knock you out (e.g., date rape drugs, sedatives, etc.)?	468
82.	Had either you or the offender been drinking alcohol before the incident?	470
83.	Had either you or the offender been using drugs before the incident?	472
83.	Use of alcohol or drugs in this situation. Constructed from Q81-Q83.....	474
84.	Did the offender(s).....	476
85.	Did the offender(s).....	478
85.	Did the offender(s) sexually harass or stalk you before or after the situation? Constructed from Q85.....	480
85.	Did the offender(s) sexually harass or stalk you... Constructed from Q85....	482
86.	As a result of this situation, to what extent did.....	484
	a. You consider requesting a transfer?	484
	b. You think about getting out of your Reserve component?	486
	c. Your work performance decrease?.....	488
87.	Did you report this situation to a civilian authority or organization?	490
88.	Did you report this situation to a National Guard/Reserve/DoD/DHS authority or organization?	492
88.	Did you report this situation? Constructed from Q87 and Q88	494
89.	Did you make	496
90.	Did you report this situati	498
91.	How satisfied have you been with your treatment by the	500
	a. Sexual Assault Victims' Advocate assigned to you?	500
	b. Sexual Assault Response Coordinator (SARC) handling your report?	502
	c. Commander handling your report?	504
	d. Criminal investigator handling your report?	506
	e. Trial Defense Office personnel?	508
	f. Legal Office personnel (prosecution)?	510
	g. Legal assistance (not prosecution)?	512
	h. Medical personnel?.....	514
	i. Chaplain?	516

j.	Safe Helpline staff?	518
92.	As a result of this situation, did you	520
a.	Experience any professional retaliation (e.g., loss of privileges, denied promotion/training, transferred to less favorable job)?	520
b.	Experience any social retaliation (e.g., ignored by coworkers, being blamed for the situation)?	522
c.	Experience any administrative actions (e.g., placed on a medical hold, placed on a legal hold, transferred to a different assignment)?	524
d.	Experience any punishments for infractions/violations, such as underage drinking or fraternization?	526
92.	What types of retaliation/action did you experience as a result of this situation? Constructed from Q92	528
93.	How satisfied have you been with	530
a.	The quality of sexual assault advocacy services you received?	530
b.	The quality of counseling services you received?	532
c.	The quality of medical care you received?	534
d.	The amount of time investigation process took/is taking?	536
e.	How well you were/are kept informed about the progress of your case?	538
f.	The Safe Helpline service you received?	540
g.	The reporting process overall?	542
94.	When you reported the situation were you offered	544
95.	What were your reasons for reporting the situation to any National Guard/Reserve/DoD/DHS individuals or organizations? {Subitems a-g}	546
95.	What were your reasons for reporting the situation to any National Guard/Reserve/DoD/DHS individuals or organizations? {Subitems h-n}	548
96.	How long after the situation occurred did you report it?	550
97.	Why did you delay reporting the situation? {Subitems a-f}	552
97.	Why did you delay reporting the situation? {Subitems g-k}	554
98.	What were your reasons for not reporting the situation to any National Guard/Reserve/DoD/DHS individuals or organizations? {Subitems a-h}	556
98.	What were your reasons for not reporting the situation to any National Guard/Reserve/DoD/DHS individuals or organizations? {Subitems i-p}	558
99.	In retrospect, would you make the same decision about reporting if you could do it over?	560

99. Would you make the same type of report again? Constructed from Q89 and Q99..... 562

PERSONNEL POLICY AND PRACTICES

100. Please give your opinion about whether the persons below make honest and reasonable efforts to stop sexual harassment, regardless of what is said officially 564
- a. Senior leadership of your Reserve component..... 564
 - b. Senior leadership of your installation/ship 566
 - c. Your immediate military supervisor..... 568
101. In your military work group, to what extent 570
- a. Would you feel free to report sexual harassment without fear of reprisals? 570
 - b. Would you feel free to report sexual assault without fear of reprisals? 572
 - c. Would your complaints about sexual harassment be taken seriously no matter who files them?..... 574
 - d. Would people be able to get away with sexual harassment if it were reported? 576
 - e. Would people be able to get away with sexual assault if it were reported? 578
102. At your installation/ship, there is a..... 580
- a. Specific office with the authority to investigate sexual harassment 580
 - b. Sexual Assault Response Coordinator (SARC) to help those who experience sexual assault 582
 - c. Sexual Assault Victims' Advocate to help those who experience sexual assault..... 584
103. How much do you agree or disagree with the following statements? 586
- a. My leadership would respond appropriately in the event a sexual assault was reported..... 586
 - b. My leadership promotes a climate that is free of sexual assault..... 588
 - c. My unit commander would respond appropriately in the event a sexual assault was reported 590
104. How satisfied have you been with the availability of information on 592
- a. How to file a restricted report?..... 592
 - b. How to file an unrestricted report? 594

SEXUAL HARASSMENT TRAINING

105. Have you had any military training during the past 12 months on topics related to sexual harassment?..... 596

106. My National Guard/Reserve component's sexual harassment training..... 598

 a. Provides a good understanding of what words and actions are considered sexual harassment 598

 b. Teaches that sexual harassment reduces the cohesion and effectiveness of my Reserve component as a whole 600

 c. Identifies behaviors that are offensive to others and should not be tolerated..... 602

 d. Gives useful tools for dealing with sexual harassment 604

 e. Explains the process for reporting sexual harassment 606

 f. Makes me feel it is safe to complain about unwanted sex-related attention 608

 g. Provides information about policies, procedures, and consequences of sexual harassment..... 610

107. In your opinion, how effective was the training you received in actually reducing/preventing behaviors that might be seen as sexual harassment? 612

SEXUAL ASSAULT TRAINING

108. Have you had any military training during the past 12 months on topics related to sexual assault? 614

109. My National Guard/Reserve component's sexual assault training..... 616

 a. Provides a good understanding of what actions are considered sexual assault 616

 b. Teaches that the consumption of alcohol may increase the likelihood of sexual assault 618

 c. Teaches how to avoid situations that might increase the risk of sexual assault 620

 d. Teaches how to obtain medical care following a sexual assault 622

 e. Explains the role of the chain of command in handling sexual assaults..... 624

 f. Explains the reporting options available if a sexual assault occurs..... 626

 g. Identifies the points of contact for reporting sexual assault (e.g., SARC, Victims' Advocate) 628

 h. Explains how sexual assault is a mission readiness problem 630

i.	Teaches how to intervene when you witness a situation involving a fellow Service member (bystander intervention).....	632
j.	Explains the resources available to victims (e.g., Safe Helpline).....	634
110.	In your opinion, how effective was the training you received in.....	636
a.	Actually reducing/preventing sexual assault or behaviors related to sexual assault?	636
b.	Explaining the difference between restricted and unrestricted reporting of sexual assault?	638
111.	Are you aware of the following sources for understanding sexual assault prevention and response?	640

REACTION TO SEXUAL ASSAULT AND SEXUAL HARASSMENT

112.	Are the following statements true or false?.....	642
a.	When you are in a social setting, it is your duty to stop a fellow Service member from doing something potentially harmful to themselves or others	642
b.	If you tell a Sexual Assault Response Coordinator (SARC) or Victims' Advocate (VA) that you were sexually assaulted, the SARC/VA is not always required to provide your name to your commander.....	644
c.	Your communications with a SARC or VA are protected by the Victim Advocate Privilege (MRE 514).....	646
d.	If you were to experience unwanted sexual touching, but not rape, you could report your experience to a SARC or VA.....	648
e.	If you are sexually assaulted, you can trust the military system to protect your privacy	650
f.	If you are sexually assaulted, you can trust the military system to ensure your safety following the incident.....	652
g.	If you are sexually assaulted, you can trust the military system to treat you with dignity and respect	654
h.	If you are sexually assaulted, you can request a transfer and receive a response within 72 hours	656
113.	Suppose you see a Service member, who you do not know very well, getting drunk at a party. Someone tells you that one of your coworkers is going to lead that Service member off to have sex. What are you most likely to do in this kind of situation?	658
114.	Which reason below best explains your reaction to the situation in the previous question?	660

PRIOR EXPERIENCES

- 115. Experience of unwanted sexual contact rate prior to entry into the military 662
- 116. Constructed from Q73 and Q116: Experience of unwanted sexual contact since joining the military (including those who experienced unwanted sexual contact in the past 12 months)..... 664

HOW ARE WE DOING?

- 117. In your opinion, has sexual harassment in our nation become more or less of a problem over the last 4 years? 666
- 118. In your opinion, has sexual assault in our nation become more or less of a problem over the last 4 years? 668
- 119. In your opinion, has sexual harassment in the military become more or less of a problem over the last 4 years? 670
- 120. In your opinion, has sexual assault in the military become more or less of a problem over the last 4 years? 672

2012 WORKPLACE AND GENDER RELATIONS SURVEY OF RESERVE COMPONENT MEMBERS: TABULATIONS OF RESPONSES

Introduction to the Survey

The *Human Resources Strategic Assessment Program* (HRSAP), Defense Manpower Data Center (DMDC), conducts both Web-based and paper-and-pen surveys to support the personnel information needs of the Under Secretary of Defense for Personnel and Readiness (USD[P&R]). These surveys assess the attitudes and opinions of the entire Department of Defense (DoD) community on a wide range of personnel issues. Human Relations Surveys are in-depth studies of topics and populations, often requiring both paper-and-pen surveys and Web-based surveys.

This report contains tabulations of responses from the *2012 Workplace and Gender Relations Survey of Reserve Component Members (2012 WGRR)* conducted April 23 to June 28, 2012. This introduction (1) summarizes the survey content, (2) defines the total population surveyed and the subgroups used in tabulations of responses, (3) summarizes the survey methodology,¹ and (4) provides details on how to use the tabulations. The tabulations and a copy of the survey items follow this introduction.²

Survey Content

The *2012 WGRR* continues a line of military sexual harassment research begun in 1988. DMDC conducted Joint Service surveys of active duty members on gender issues in 1988, 1995, 2002, 2006, and 2010. DMDC expanded this line of research to the Reserve/National Guard in 2004 and 2008 and to the Service Academies in 2005. Since 1995, the questionnaire was designed to estimate both the level of sexual harassment in the Services and provide new information on a variety of consequences of harassment (Bastian, Lancaster, & Reist, 1996). In 2006, the questionnaire was significantly revised to collect parallel information on sexual assault in the Services. The *2012 WGRR* is the third DMDC Reserve component survey of gender relations issues and was modeled on previous DMDC surveys of Reserve component and active duty members, specifically the *2008 Workplace and Gender Relations Survey of Reserve Component Members* and the *2010 Workplace and Gender Relations Survey of Active Duty Members*. The current survey was subdivided into the following 17 topic areas:

1. *Background Information*—Reserve component member status, gender, paygrade, race/ethnicity, education, marital status, children or other legal dependents, and prior active duty service.

¹ Details on survey methodology are reported in DMDC (2012b).

² Refer to DMDC (2012a) to view a screen-shot version of the survey as it appeared on the Web.

2. *Satisfaction and Retention Intention*—Spouse/significant other/family support for participation, years of service, retention intention, satisfaction with aspects of the National Guard/Reserve, overall satisfaction with military life, and willingness to recommend military service.
3. *Tempo*—Number of days a member spent in compensated National Guard/Reserve status, time away from permanent duty station, time away compared to expectations, and impact of time away on military intentions.
4. *Activation/Deployment Status*—Voluntary status, duration, and location within the past 12 months as well as current status and deployments to a combat zone.³
5. *Employment/Student Status*—Current status as a military technician, employee, and/or student.
6. *Military Workplace*—Length of time in present military unit; gender/status of immediate supervisor inworkgroup; characteristics of immediate supervisor; satisfaction with supervisor, work and coworkers; readiness; morale; unit cohesion; and workplace hostility.
7. *Stress, Health, and Well-Being*—Physical well-being, level of stress in work and personal life, perceived stress, experience of symptoms of post-traumatic stress disorder (PTSD) and depression, perceived connection of PTSD and depression symptoms to personal traumatic events, and barriers to getting mental health care.
8. *Gender-Related Experiences in the Past 12 Months*—Experiences of discrimination, unwanted gender-related behaviors, and sexual harassment in the 12 months prior to the survey.
9. *One Situation of Gender-Related Experiences*—Circumstances pertaining to experiences of unwanted gender-related behaviors, including characteristics of offenders; to whom behaviors were discussed/reported; members' satisfaction with the complaint process and outcome (if applicable); retaliation experienced; and/or reasons for not reporting to Guard/Reserve/DoD/Department of Homeland Security (DHS).
10. *Unwanted Sexual Contact*—Experiences of sexual contact against members' will or without consent in the 12 months prior to the survey and frequency of experiences.
11. *One Situation of Unwanted Sexual Contact*—Specific behaviors experienced during one situation with the greatest effect, where and when the situation occurred, characteristics of offenders, involvement of

³ Information on deployments is not included in the tabulation volume because of an error in coding.

alcohol/drugs, experiences of sexual harassment or stalking by offender, to whom the situation was reported, type of report made (if applicable), members' satisfaction with the reporting process (if applicable), reasons for reporting (if applicable), when situation was reported (if applicable), actions taken and consequences of reporting (if applicable), reasons for not reporting (if applicable), and whether the respondent would make the same reporting decision.

12. *Personnel Policy and Practices*—Leadership's efforts to stop sexual harassment and views on current gender-related policies and leadership practices.
13. *Sexual Harassment Training*— Military training received in past 12 months and perceived effectiveness of training in sexual harassment prevention and reduction.
14. *Sexual Assault Training*—Military training received in past 12 months and perceived effectiveness of training on sexual assault prevention and response and awareness of prevention and response resources.
15. *Reaction to Sexual Assault and Sexual Harassment*—Knowledge about sexual assault reporting, individual responsibilities in sexual assault situation and bystander intervention.
16. *Prior Experiences*—Experiences of unwanted sexual contact prior to entry into the military and since joining the military.
17. *How Are We Doing?*—Perceptions of gender relations within the military and in the nation and how they have changed over the past four years.

Population and Reporting Categories

The target population for the 2012 *WGRR* consisted of members from the Selected Reserve in Reserve Unit, Active Guard/Reserve (AGR/FTS/AR;⁴ Title 10 and Title 32), or Individual Mobilization Augmentee (IMA), programs from the Army National Guard (ARNG), U.S. Army Reserve (USAR), U.S. Navy Reserve (USNR), U.S. Marine Corps Reserve (USMCR), Air National Guard (ANG), U.S. Air Force Reserve (USAFR), and U.S. Coast Guard Reserve (USCGR), who had at least 6 months of service at the time the questionnaire was first fielded, and were below flag rank.

⁴ Names for this program vary among Reserve components: AGR/FTS/AR is a combination of Active Guard/Reserve (AGR), Full-Time Support (FTS), and Active Reserve (AR).

Survey results are presented for the total DoD population⁵ and by a variety of reporting categories. To form the reporting categories for the tabulations, respondents are classified primarily by their responses to survey items. If the self-reported data are missing, then DMDC's *Reserve Component Common Personnel Data System (RCCPDS)* is used to impute the subgroup classification at the time of sampling. Survey results are tabulated by component, paygrade, gender, Reserve program, activated/deployed, and race/ethnicity. Definitions for reporting categories follow:

- *Total DoD*—This category includes results at the overall level for all DoD Reserve components.
- *Reserve Component*—The categories include Army National Guard (ARNG), U.S. Army Reserve (USAR), U.S. Navy Reserve (USNR), U.S. Marine Corps Reserve (USMCR), Air National Guard (ANG), and U.S. Air Force Reserve (USAFR).
- *Paygrade*—The *Enlisted* subgroup includes all enlisted paygrades (E1-E9). The *Enlisted* subgroup is broken into: junior enlisted members (E1 – E4) and senior enlisted members (E5 – E9). The *Officers* subgroup includes Warrant Officers (W1 – W5) and commissioned officers (O1 – O3 and O4 – O6).
- *Gender*—The categories include *Females* and *Males* overall and gender broken into the following categories: paygrade, Reserve program, race/ethnicity, and component by paygrade.
- *Reserve Program*—AGR/FTS/AR is comprised of members in full-time service from all DoD Reserve components. *Reserve Unit* is comprised of members from each DoD Reserve component who attend weekend drills with National Guard or Reserve units. Reserve unit members from the ARNG, USAR, ANG, and USAFR can also be categorized as *Military Technician*. Military Technicians are tabulated in the *Military Technician* category and in the *Reserve Unit* category. *IMA* is comprised of Individual Mobilization Augmentees from the USAR, USNR, USMCR, and the USAFR. With the exception of self-report data for Military Technicians, respondents are categorized using personnel record data only.
- *Activated/Deployed*—The categories *Not Activated Past 12 Months* and *Activated Past 12 Months* indicate whether Reserve component members reported having been activated during the 12 months prior to survey response. Record data are used to create the categories *Not Deployed Past 12 Months* and *Deployed Past 12 Months*. The category *Not Deployed Past 12 Months* indicates that the respondent was not deployed in the 12

⁵ Total DoD reflects the responses from Army National Guard, U.S. Army Reserve, U.S. Navy Reserve, U.S. Marine Corps Reserve, Air National Guard, and U.S. Air Force Reserve members. Responses from U.S. Coast Guard Reserve members are tabulated separately, but are included in this report.

months preceding the survey in support of the Global War on Terrorism (GWOT), which would include Operation Iraqi Freedom, Operation Enduring Freedom, and Operation New Dawn. *Deployed Past 12 Months* indicates the member had been deployed in the 12 months preceding the survey in support of the GWOT.

- *Race/Ethnicity*—Respondents are classified based on self-reported categories consistent with requirements of the *Standards for Maintaining, Collecting, and Presenting Federal Data on Race and Ethnicity* (1997). *Total Minority* includes all persons marking one or more of the races other than White and/or marking that they are Spanish/Hispanic/Latino. *Non-Hispanic Black* includes persons marking only Black or African American and not reporting being Spanish/Hispanic/Latino. *Hispanic* includes anyone marking that they are Spanish/Hispanic/Latino, regardless of how they answered the question on race.
- *USCGR*—This category includes all USCGR members and is further broken down into: paygrade and gender by paygrade.

Survey Methodology

DMDC conducts cross-component surveys that provide the DoD with fast, accurate assessments of attitudes and opinions of the entire DoD community using standard scientific methods. Specifically, DMDC's survey methodology meets industry standards that are used by government statistical agencies (e.g., the Census Bureau and Bureau of Labor Statistics), private survey organizations, and well-known polling organizations. DMDC subscribes to the survey methodology best practices promoted by the American Association for Public Opinion Research (AAPOR).⁶

The survey administration process began on April 6, 2012, with the mailout of notification letters to sample members. The notification letter explained why the survey was being conducted, how the survey information would be used, and why participation was important. Throughout the administration period, additional e-mail and postal reminders were sent to encourage survey participation. The survey was administered via the Web. Data were collected between April 23 and June 28, 2012.

⁶ AAPOR's "Best Practices" state that, "virtually all surveys taken seriously by social scientists, policy makers, and the informed media use some form of random or probability sampling, the methods of which are well grounded in statistical theory and the theory of probability" (http://aapor.org/Best_Practices1/4081.htm#best3). DMDC has conducted surveys of the military and DoD community using stratified random sampling for 20 years.

Single-stage, nonproportional stratified random sampling⁷ procedures were used. The sample consisted of 75,436 individuals (including 3,666 USCGR members) drawn from the sample frame constructed from DMDC's *RCCPDS*. Members of the sample became ineligible if they indicated in the survey or by other contact (e.g., e-mails or telephone calls to the data collection contractor) that they were not in a Reserve component as of the first day of the survey, April 23, 2012 (0.63% of sample).

Completed surveys (defined as 50% or more of the survey questions asked of all participants are answered, including at least one valid response on the critical question, Q56) were received from 15,249 eligible respondents (13,868 DoD and 1,381 USCGR). The overall weighted response rate for eligibles, corrected for nonproportional sampling, was 23% (23% for DoD and 37% for USCGR).⁸

Data were weighted using the industry standard three-stage process.⁹ This form of weighting produces survey estimates of population totals, proportions, and means (as well as other statistics) that are representative of their respective populations. Unweighted survey data, in contrast, are likely to produce biased estimates of population statistics. The three-stage process of weighting consists of the following steps:

- *Adjustment for selection probability*—Probability samples such as the sample for this survey are selected from lists and each member of the list has a known nonzero probability of selection. For example, if a list contained 10,000 members in a demographic subgroup and the desired sample size for the subgroup was 1,000, one in every tenth member of the list would be selected. During weighting, this selection probability (1/10) is taken into account. The base, or first weight, used to adjust the sample is the reciprocal of the selection probability. In this example, the adjustment for selection probability (base weight) is 10 for members of this subgroup.
- *Adjustments for nonresponse*—Some sampled members do not respond to the survey. Continuing the previous example, suppose only half of sample members, 500, completed and returned a survey. Because the unweighted

⁷ In stratified random sampling, all members of a population are categorized into homogeneous groups. For example, members might be grouped by gender and component (e.g., all male ARNG personnel in one group, all female ARNG personnel in another). Members are chosen at random within each group. Small groups are oversampled in comparison to their proportion of the population so there will be enough responses from small groups to analyze. Weights are used so that groups are correctly represented in the analyses.

⁸ There has been concern that a 23% weighted response rate cannot give accurate results. Ultimately, the accuracy of a survey is most dependent on whether the sample used is randomly drawn and representative of the population it is studying. DMDC uses state of the art scientific statistical techniques to draw conclusions from random, representative samples of the Reserve component population to ensure accuracy of estimations to the full Reserve component population. As the characteristics of the military population are known, this allows for better accuracy and reduces bias in the estimates compared to civilian populations. Response rates under 30% are common in military surveys.

⁹ Details on survey methodology are reported in DMDC (2012b).

sample size would only be 500, weights are needed to project the sample up to the subgroup population total (10,000). In this case, the base-weighted respondents would sum to only 5,000 weighted respondents. To adjust for nonresponse, the base weights are multiplied by the reciprocal of the nonresponse rate. In this example, the base weight (10) is multiplied by the reciprocal of the nonresponse rate (2) to create a new weight of 20. The weighted sample sums to the subgroup population total of 10,000.

- *Adjustment to known population values*—The first of the two previous weighting adjustments are applied according to the demographic groupings used in designing the subgroups for the sample. The second is based on population characteristics that are known to be related to whether a sample person responds to the survey. Because the sample design and adjustments for nonresponse cannot take into account all demographic differences related to who responds to a survey and how they respond, auxiliary information is used to increase the precision of survey estimates. For this reason a final weighting adjustment is computed that reproduces population totals for important demographic groupings related to who responds to a survey and how they might answer the survey. Suppose in our example the population for the subgroup was 8,500 men and 1,500 women but the nonresponse-adjusted weighted estimates from the respondents was 7,000 men and 3,000 women. To dampen this possible bias and reproduce known population totals, the weights would be adjusted by 1.21 for men and 0.5 for women so that the final weights for men and women would be 24.3 and 10 which would give unbiased estimates of the total and of women and men in the subgroup.

















































Table 1 (pages 8-9) shows the number of respondents and the portion of respondents in each reporting category. Also shown are the estimated number of members and the portion of total members in each reporting category. Differences in the percentages of respondents and population for the reporting categories reflect differences in the number sampled, as well as differences in response rates.

Tabulation Procedures

Tabulations¹⁰ for each question from the survey are shown on a set of facing pages. The text of the questions and response options are shown at the top of the even-numbered pages with only the question repeated on the odd-numbered pages. To compress the width of columns in the tables, the response options are shown with a number or letter. The number or letter is then used as the column heading for the responses. The central feature of the tabulations is the percentage of members choosing the response options indicated by the column heading. Within a set of response options, percentages may not add to 100% due to rounding error.

¹⁰ Details of data editing and preparation are provided by DMDC (2012a).

Table 1.
Number of Respondents (Total) and Estimated Population by Reporting Categories

	Respondents			Estimated Population			
	Count	Percent		Totals		Percent	Max ME
TOTAL DOD	13,868	100%		806,210	±5,747	100%	
ARNG	4,385	32%		341,511	±4,237	42%	±1
USAR	3,227	23%		195,702	±3,007	24%	±1
USNR	1,400	10%		60,657	±1,254	8%	±1
USMCR	764	6%		37,130	±1,008	5%	±1
ANG	2,390	17%		102,222	±1,315	13%	±1
USAFR	1,702	12%		68,987	±1,312	9%	±1
Enlisted	9,893	71%		680,605	±5,734	84%	±1
E1 – E4	3,438	25%		319,578	±5,430	40%	±1
E1 – E3	1,199	9%		120,049	±6,771	15%	±1
E4	2,239	16%		199,529	±6,989	25%	±1
E5 – E9	6,455	47%		361,027	±4,680	45%	±1
E5 – E7	5,518	40%		323,061	±5,775	40%	±1
E8 – E9	937	7%		37,966	±2,458	5%	±1
Officers	3,975	29%		125,605	±1,776	16%	±1
O1 – O3	1,476	11%		54,841	±2,173	7%	±1
O4 – O6	2,059	15%		58,589	±1,052	7%	±1
W1 – W5	440	3%		12,175	±1,094	2%	±1
Reserve Unit	11,279	81%		719,364	±5,937	89%	±1
AGR/FTS/AR	1,893	14%		73,389	±1,729	9%	±1
IMA	696	5%		13,457	±612	2%	±1
Not Activated Past 12 Months	10,843	78%		616,697	±8,633	76%	±1
Activated Past 12 Months	2,992	22%		187,750	±7,810	23%	±1
Not Deployed Past 12 Months	12,113	87%		690,897	±7,682	86%	±1
Deployed Past 12 Months	1,755	13%		115,312	±6,636	14%	±1
Non-Hispanic White	9,226	67%		528,606	±9,052	66%	±2
Total Minority	4,636	33%		277,327	±8,675	34%	±2
Non-Hispanic Black	1,884	14%		100,152	±5,772	12%	±1
Hispanic	1,656	12%		111,106	±6,351	14%	±1
FEMALES	6,359	46%		146,899	±1,203	18%	±1
Enlisted	4,555	33%		123,948	±1,166	15%	±1
E1 – E4	1,713	12%		62,145	±1,201	8%	±1
E5 – E9	2,842	20%		61,804	±1,029	8%	±1
Officers	1,804	13%		22,951	±418	3%	±1
O1 – O3	773	6%		11,947	±500	1%	±1
O4 – O6	928	7%		9,569	±180	1%	±1
Reserve Unit	5,143	37%		128,648	±1,285	16%	±1
AGR/FTS/AR	884	6%		15,204	±554	2%	±1
IMA	332	2%		3,047	±173	0%	±1
Non-Hispanic White	3,859	28%		81,397	±2,032	10%	±1
Total Minority	2,498	18%		65,489	±2,126	8%	±1
ARNG	1,681	12%		50,592	±814	6%	±1
Enlisted	1,417	10%		45,134	±817	6%	±1
Officers	264	2%		5,458	±148	1%	±1
USAR	1,661	12%		45,275	±649	6%	±1
Enlisted	1,225	9%		36,665	±577	5%	±1
Officers	436	3%		8,610	±345	1%	±1

2012 Workplace and Gender Relations Survey of Reserve Component Members

Table 1 (continued)	Respondents		Estimated Population			
	Count	Percent	Totals		Percent	Max ME
USNR	705	5%	12,520	±358	2%	±1
Enlisted	373	3%	10,116	±342	1%	±1
Officers	332	2%	2,404	±109	0%	±1
USMCR	197	1%	1,682	±47	0%	±1
Enlisted	130	1%	1,427	±46	0%	±1
Officers	67	0%	255	±10	0%	±1
ANG	1,157	8%	19,147	±297	2%	±1
Enlisted	820	6%	16,576	±308	2%	±1
Officers	337	2%	2,571	±122	0%	±1
USAFR	958	7%	17,682	±383	2%	±1
Enlisted	590	4%	14,030	±383	2%	±1
Officers	368	3%	3,653	±83	0%	±1
MALES	7,509	54%	659,311	±5,694	82%	±1
Enlisted	5,338	38%	556,657	±5,676	69%	±1
E1 – E4	1,725	12%	257,434	±5,328	32%	±1
E5 – E9	3,613	26%	299,224	±4,596	37%	±1
Officers	2,171	16%	102,654	±1,731	13%	±1
O1 – O3	703	5%	42,894	±2,115	5%	±1
O4 – O6	1,131	8%	49,019	±1,036	6%	±1
Reserve Unit	6,136	44%	590,715	±5,866	73%	±1
AGR/FTS/AR	1,009	7%	58,185	±1,647	7%	±1
IMA	364	3%	10,410	±587	1%	±1
Non-Hispanic White	5,367	39%	447,210	±8,844	55%	±2
Total Minority	2,138	15%	211,838	±8,415	26%	±2
ARNG	2,704	19%	290,919	±4,226	36%	±1
Enlisted	2,110	15%	252,068	±4,182	31%	±1
Officers	594	4%	38,851	±1,490	5%	±1
USAR	1,566	11%	150,427	±2,960	19%	±1
Enlisted	1,110	8%	123,898	±2,996	15%	±1
Officers	456	3%	26,529	±575	3%	±1
USNR	695	5%	48,137	±1,208	6%	±1
Enlisted	392	3%	36,776	±1,177	5%	±1
Officers	303	2%	11,362	±270	1%	±1
USMCR	567	4%	35,448	±1,007	4%	±1
Enlisted	258	2%	31,834	±1,036	4%	±1
Officers	309	2%	3,614	±337	0%	±1
ANG	1,233	9%	83,075	±1,308	10%	±1
Enlisted	966	7%	71,207	±1,316	9%	±1
Officers	267	2%	11,869	±451	1%	±1
USAFR	744	5%	51,305	±1,275	6%	±1
Enlisted	502	4%	40,876	±1,254	5%	±1
Officers	242	2%	10,429	±234	1%	±1
USCGR	1,381	100%	7,766	±149	100%	Max ME
Enlisted	856	62%	6,474	±149	83%	±1
E1 – E4	410	30%	2,571	±114	33%	±2
E5 – E9	446	32%	3,903	±137	50%	±2
Officers	525	38%	1,291	±13	17%	±1
O1 – O3	269	19%	641	±30	8%	±1
O4 – O6	182	13%	502	±9	6%	±1
Females	482	35%	1,255	±18	16%	±1
Enlisted	341	25%	985	±18	13%	±1
Officers	141	10%	270	±5	3%	±1
Males	899	65%	6,511	±148	84%	±1
Enlisted	515	37%	5,490	±148	71%	±1
Officers	384	28%	1,021	±12	13%	±1

Where an item can be presented as an average, that average is shown as a number estimate and in a bar chart. The averages can be quickly scanned for reporting groups differing from other similarly defined groups. Where a true response continuum is available (e.g., number of times trained), the mean of that continuum is presented; in other cases, the responses are averages of the numeric scales presented with the response options. Where there is a simple binomial response (e.g., yes/no), only one percentage is presented. In this case, the bar chart represents that percentage. When multi-level response scales (e.g., “yes,” “no,” “don’t know”) can be dichotomized, the bar chart represents either the sum of the percentages in multiple columns (e.g., “no” and “don’t know” summed) or the percentage in one column (e.g., “yes”).

On each page of tabulations, the first column lists the reporting group shown in that row. The second column, *Percent Responding*, lists the portion of the reporting group represented in the estimates in that row. In most cases, if this percentage is not 100, it reflects item nonresponse, and the table note indicates that “Percent responding are Reserve component members who answered the question.”

Not all questions will apply to every respondent. Where possible, the survey is programmed to skip respondents over questions that do not apply to them. For example, Q11 (In your opinion, how does your spouse/significant other view your participation in the National Guard/Reserve?) does not apply to those who indicated they were not married or separated in Q7 or they did not have a significant other in Q8. The footnote for this question indicates, “Percent responding are Reserve members who answered the question and who were married or separated, or had a significant other (Q7/Q8).”

Because the survey contains open-ended questions, not all responses are tabulated. For example, Q56s asked members to specify other unwanted gender-related behaviors they experienced during the 12 months prior to taking the survey. Since it is not feasible to tabulate the wide range of responses, the open-ended responses are not tabulated.

Combining Information From Multiple Items

Tabulations in this volume generally present data for individual survey questions. There are four types of exceptions. The first type of exception is where the results for multiple items are presented on a single set of pages.

- In Q111a-d, members were asked whether they were aware of the “My Strength is for Defending” campaign, the Sexual Assault Prevention Web site (www.myduty.mil), their installation’s Sexual Assault Awareness Month programs, and the Safe Helpline. The tabulations for this question show percentages who answered Yes to Q111a, Q111b, Q111c, and Q111d, respectively, on one set of pages, to allow comparison among the percentages.

The second exception pertains to combining response options from a single item to present an aggregate number.

- In Q111, the bar chart shows the total percentage of those who indicated they were aware of any of the sexual assault prevention awareness resources (e.g., the campaign, the Web site, their installation's programs, and the Safe Helpline).

The third exception is where members can provide multiple answers to a single question (e.g., race).

- In Q5, members were asked to mark one or more races. The tabulations show the percentage who responded that they are *White*, *Black*, *American Indian/Alaska Native*, *Asian*, and/or *Native Hawaiian/Other Pacific Islander*. Respondents who indicated more than one race are also shown in the percentage of *More than one race*. For example, if a respondent indicated they were *Asian* and *White*, they were counted in the percentage as *Asian*, *White*, and *More than one race*.

The fourth exception pertains to constructed composite measures (e.g., scales, indices and summary variables) described below. The composite measures included on the 2012 WGRR have been used on the:

- *2005 Workplace and Equal Opportunity Survey of Active Duty Members (2005 WEOA)*
- *2006 Workplace and Gender Relations Survey of Active Duty Members (2006 WGRA)*
- *2007 Workplace and Equal Opportunity Survey of Reserve Component Members (2007 WEOR)*
- *2008 Workplace and Gender Relations Survey of Reserve Component Members (2008 WGRR)*
- *2009 Workplace and Equal Opportunity Survey of Active Duty Members (2009 WEOA)*
- *2010 Workplace and Gender Relations Survey of Active Duty Members (2010 WGRA)*
- *2011 Workplace and Equal Opportunity Survey of Reserve Component Members (2011 WEOR)*

For details of the psychometric analyses used to confirm the properties of the measures and a more detailed discussion of the creation of composite measures, please see Ormerod et al. (2010).

Individual items in each measure are presented first and followed by tabulation pages showing composite measure results. Where applicable, Cronbach's coefficient alpha, a measure of scale reliability, is provided for the scale overall and by gender in the table notes.

- *Supervisor Satisfaction:* The composite measure includes survey items on members' agreement that their supervisor can be trusted, treat all assigned people fairly, have very little conflict with people who report to them, evaluate performance fairly, make work assignments fairly, and give satisfactory direction (Q37). Scale ranges from 1-5. Higher scores on this measure indicate members more strongly agreed with positive statements about their supervisors (i.e., were more satisfied).¹¹
- *Coworker Satisfaction:* The composite measure includes survey items on members' agreement with statements about the amount of conflict among coworkers, coworker work efforts, work group compatibility, helpfulness of coworkers, and relationships with coworkers (Q40). Scale ranges from 1-5. Higher scores on this measure indicate members more strongly agreed with positive statements about their coworkers (i.e., were more satisfied).¹²
- *Work Satisfaction:* The composite measure includes survey items on sense of pride, use of skills, work enjoyment, and the opportunity to acquire valuable skills (Q41a-d). Scale ranges from 1-5. Higher scores on this measure indicate members strongly agreed with positive statements about their work.¹³
- *Unit Cohesion:* The composite measure includes survey items pertaining to affective ties within a small group that sustain commitment to their peers, their unit, and their mission (Q45). Cohesiveness is a group property and can be viewed as a continuous rather than discrete variable, as degree of cohesiveness varies between groups. Scale ranges from 1-5. Higher scores on this measure indicate greater perceived unit cohesion.¹⁴
- *Workplace Hostility:* The composite measure includes survey items on the degree to which coworkers or supervisors act in an angry or hostile manner toward them (Q46). Examples include intentionally interfering with other's work performance, taking credit for other's work or ideas, and using insults, sarcasm, or gestures to humiliate others. Response options range from 1

¹¹ This scale was used on 2005 WEOA, 2006 WGRA, 2007 WEOR, 2008 WGRR, 2009 WEOA, 2010 WGRA, and 2011 WEOR.

¹² This scale was used on 2005 WEOA, 2006 WGRA, 2007 WEOR, 2008 WGRR, 2009 WEOA, 2010 WGRA, and 2011 WEOR.

¹³ One item, 43e "You are satisfied with your job as a whole," was excluded from this scale. This scale was used on 2007 WEOR, 2008 WGRR, 2009 WEOA, 2010 WGRA, and 2011 WEOR.

¹⁴ This scale was used on 2007 WEOR, 2008 WGRR, 2009 WEOA, 2010 WGRA, and 2011 WEOR.

(never) to 5 (very often). Higher scores on this measure indicate members more frequently perceived hostile behaviors in their workplace.¹⁵

- *General Health*: The General Health scale is designed to provide a self-assessment of overall physical well-being. The four scale items (Q47a-d) were taken from the general health perceptions subscale on the Short-Form Health Survey (SF-36) of the Medical Outcomes Study questionnaire (Ware & Sherborne, 1992). For the purposes of this report, Q47b and c were reverse-coded. Higher scores on this measure indicate members have more positive perceptions of their health.¹⁶
- *Perceived Stress*: To evaluate personal stress levels, members were asked about their emotional experiences/reactions in the month prior to taking the survey (Q49). The measure of perceived stress is a 10-item version of the *Perceived Stress Scale*[®] (Cohen, Kamarck, & Mermelstein, 1983; Cohen & Williamson, 1988). Items were scored 0 to 4. For the purposes of this report, Q49d, e, g, and h were reverse-coded. Scores are reported as a single figure, which is the sum of the individual scores (range 0 to 40). Higher scores on this measure indicate greater perceived stress.¹⁷
- *Post-Traumatic Stress Disorder (PTSD)*: PTSD is a type of anxiety disorder that can be triggered by experiencing or witnessing a traumatic event that causes fear, helplessness, or horror and is characterized by persistent frightening thoughts and memories, emotional detachment or numbness, sleep problems, and a tendency to be easily startled. The PTSD Check List (PCL), a 17-item screening tool, was used to provide information regarding the relative severity of PTSD symptoms that individuals experienced (Q50a-q) over the past month. Response options were coded from 1 (not at all) to 5 (extremely). Scores on all items were summed to create a total score that ranged between 17 and 85. Traditionally, a score of 50 on the PCL is considered to be a reliable cutoff suggesting that further evaluation for PTSD would be beneficial (Weathers et al., 1991). Higher scores on this measure indicate greater experiences of PTSD symptoms.¹⁸
- *Depression Scale*: Depression is a common mental disorder characterized by depressed mood, loss of interest or pleasure, feelings of guilt or low self-worth, disturbed sleep or appetite, low energy, and poor concentration. The first eight questions from the Patient Health Questionnaire (PHQ-9) Depression Scale (Spitzer, Kroenke, & Williams, 1999) were used to

¹⁵ This scale was used on 2010 WGRA and 2011 WEOR.

¹⁶ This scale was used on 2005 WEOA, 2006 WGRA, 2007 WEOR, 2008 WGRR, 2009 WEOA, and 2010 WGRA.

¹⁷ This scale was used on 2005 WEOA, 2006 WGRA, 2007 WEOR, 2008 WGRR, 2009 WEOA, and 2010 WGRA.

¹⁸ Respondents are presented with the 17 diagnostic symptoms of PTSD as described in the Diagnostic and Statistical Manual of Mental Disorders (4th ed., DSM-IV; American Psychiatric Association, 1994). This scale has been used on 2009 WEOA, 2010 WGRA, and 2012 WGRR.

measure the presence of depression-related thoughts and behaviors (Q51). The PHQ-9 is a unidimensional measure used for diagnosing depression and assessing its severity (Kroenke, Spitzer, & Williams, 2001). Scores range from 1 to 4. Higher scores on this measure indicate higher levels of depression.¹⁹

- *Overview of Composite Measures of 2012 Incident Rates of Gender-Related Harassment and Discrimination Experienced by Reserve Component Members:* Incident rates, constructed from 30 items, reflect whether members indicated they experienced gender-related insensitivity, coercion, harassment, or discrimination. The 2012 WGRR incident rates comprise the percentage of members who indicated experiencing at least one of the behaviors during the 12 months prior to the survey.
- *Sex Discrimination:* To assess perceptions of discrimination in the workplace, members were asked to indicate if they had recently experienced any of the 12 behaviors or situations where they thought gender was a motivating factor (Q54). The items form three incident rates: *Evaluation* (Q54a-d), *Assignment* (Q54e-g, l-m), and *Career* (Q54h-k). In order to be counted as having experienced *Evaluation*, *Assignment*, or *Career discrimination*, respondents must have indicated that gender was a factor in their experience of at least one of the behaviors in the scale (Q54). In addition to the tabulation of incident rates of the three types of discrimination, a summary variable *Sex Discrimination*, is also tabulated. In order to be counted as having experienced *Sex Discrimination*, respondents must have indicated experiencing one of the 12 behaviors where gender was a factor AND they must have indicated that they considered at least some of the behaviors experienced to have been sex discrimination (Q55).²⁰
- *Unwanted Gender-Related Behavior:* Incident rates of unwanted gender-related behaviors were derived from 19 behaviors items (Q56) and represent a continuum of behaviors.²¹ The categories of behaviors and corresponding items are as follows: *Crude/Offensive Behavior* (Q56a, c, e-f), *Unwanted Sexual Attention* (Q56h, j, m-n), *Sexual Coercion* (Q56k-l, o-p), and *Sexist Behavior* (Q56b, d, g, i). *Sexist Behavior* includes verbal/nonverbal behaviors that convey insulting, offensive, and condescending attitudes based on the respondent's sex. *Crude/Offensive Behavior* includes verbal/nonverbal behaviors of a sexual nature that are offensive or embarrassing. *Unwanted Sexual Attention* includes attempts to establish a sexual relationship or engage in sexually suggestive behavior. *Sexual Coercion* reflects classic quid pro quo instances of job benefits or

¹⁹ One item, "Thoughts that you would be better off dead, or of hurting yourself in some way," on the PHQ-9 Depression Scale was excluded from this survey. This scale was used on 2009 WEOA, 2010 WGRA, and 2011 WEOR.

²⁰ This scale was used on 2006 WGRA, 2008 WGRR, and 2010 WGRA.

²¹ This scale was used on 2006 WGRA, 2008 WGRR, and 2010 WGRA.

losses conditioned on sexual cooperation. Respondents were asked to indicate how often they had been in situations involving these behaviors, ranging from *Never* to *Very often* where a higher score denotes more frequent experiences of unwanted gender-related behavior. Items are derived from the *Sexual Experiences Questionnaire (SEQ)* (Fitzgerald, et al., 1988; Fitzgerald, Gelfand, & Drasgow, 1995). Incident rates indicate whether the individual reported experiencing at least one of the behaviors in a category (e.g., *Sexual Coercion*) at least once in the 12 months before responding to the survey.²²

- *Sexual Harassment*: The prevalence of sexual harassment is determined using a two-step process. In order to be counted as having experienced *Sexual Harassment*, respondents must have indicated they experienced one of the following types of unwanted gender-related behaviors: *Crude/Offensive Behavior*, *Unwanted Sexual Attention*, or *Sexual Coercion* during the 12 months prior to completion of the survey (Q56) AND they must have indicated that they considered at least one of the behaviors experienced to have been sexual harassment (Q57). In Q57, survey participants were asked whether they considered any of the behaviors they endorsed in Q56 to have been sexual harassment. Response options included 1 (none were sexual harassment), 2 (some were sexual harassment; some were not sexual harassment), and 3 (all were sexual harassment).²³
- *Unwanted Sexual Contact*: Respondents were counted as having experienced unwanted sexual contact if they indicated *Yes* to Q73.
- *Most Serious Unwanted Sexual Contact Behavior Experienced*: This combination of unwanted sexual contact behavior experienced during the one event were determined by responses to Q75. Respondents were counted in the *Experienced unwanted sexual touching* if they indicated experiencing sexual touching (without experiencing attempted or completed sexual intercourse, oral sex, anal sex, or penetration by a finger or object). Respondents were counted in the *Experienced attempted sexual intercourse, anal, or oral sex* if they indicated experiencing attempted sexual intercourse, oral sex, anal sex, or penetration by a finger or object (without experiencing completed sexual intercourse, oral sex, anal sex, or penetration by a finger or object). Respondents were counted in the *Experienced completed sexual intercourse, anal, or oral sex* if they indicated experiencing completed sexual intercourse, oral sex, anal sex, or penetration by a finger or object.

²² These measures were used on 2006 WGRA, 2008 WGRR, and 2010 WGRA.

²³ This measure was used on 2006 WGRA, 2008 WGRR, and 2010 WGRA.

Margins of Error

The complex sample design required weighting to produce population estimates (e.g., percent female).²⁴ Because of the weighting, conventional formulas for calculating the margin of error will overstate the reliability of the estimate. For this report, variance estimates were calculated using SUDAAN[®] PROC DESCRIPT (Research Triangle Institute, Inc., 2004).

By definition, sample surveys are subject to sampling error. Standard errors are estimates of the variance around population parameters (such as percentages or means) and are used to construct margins of error (i.e., confidence interval half-widths). Percentages and means in these tabulations are reported with margins of error based on 95% confidence intervals. In order to compress the data display, only the maximum margin of error (Max ME) for each reporting category is shown. That is, the tabulation volume shows only the largest margin of error for the percentages or means in each row. For each average shown in these tabulations, its margin of error is also printed.

The following reporting conventions are used:

- “0” indicates that no one in any reporting group selected the response option,
- NR indicates the estimate is *Not Reportable* and is suppressed because of low reliability. Estimates of low reliability are suppressed based on criteria defined in terms of nominal sample size (less than 5), effective sample size (less than 15), or relative standard error (greater than 0.3),
- NA indicates the question was *Not Applicable* because the question did not apply to respondents in the reporting category based on answers to previous questions,
- no Max ME is printed when all percentages in the row are shown as NR,
- no margin of error is printed for an average when it is shown as NR.

References

American Association for Public Opinion Research. Best practices. Retrieved from http://aapor.org/Best_Practices1/4081.htm#best3

American Psychiatric Association. (1994). *Diagnostic and statistical manual of mental disorders* (4th ed., text rev.). Washington, DC: Author.

²⁴ As a result of differential weighting, only certain statistical software procedures, such as SUDAAN[®], correctly calculate standard errors, variances, or tests of statistical significance for stratified samples.
[®] Registered 2004 by Research Triangle Institute, P.O. Box 12194, Research Triangle Park, NC 27709-2194.

- Bastian, L. D., Lancaster, A. R., & Reyst, H. (1996). *1995 Sexual Harassment Survey* (Report No. 96-014). Arlington, VA: DMDC.
- Cohen, S., Kamarck, T., & Mermelstein, R. (1983). A global measure of perceived stress. *Journal of Health and Social Behavior, 24*, 385-396.
- Cohen, S., & Williamson, G. (1988). Perceived stress in a probability sample of the U.S. In S. Spacapan & S. Oskamp (Eds.), *The social psychology of health: Claremont Symposium on Applied Social Psychology* (pp. 31-67). Newbury Park, CA: Sage Publications.
- DMDC. (2012a). *2012 Workplace and Gender Relations Survey of Reserve Component Members: Administration, datasets, and codebook* (Report No. 2012-051). Alexandria, VA: DMDC.
- DMDC. (2012b). *2012 Workplace and Gender Relations Survey of Reserve Component Members: Statistical methodology report* (Report No. 2012-052). Alexandria, VA: DMDC.
- Fitzgerald, L. F., Gelfand, M. J., & Drasgow, F. (1995). Measuring sexual harassment: Theoretical and psychometric advances. *Basic and Applied Social Psychology, 17*, 425-445.
- Fitzgerald, L. F., Shullman, S., Bailey, N., Richards, M., Swecker, J., Gold, Y., Ormerod, A. J., & Weitzman, L. (1988). The incidence and dimensions of sexual harassment in academia and the workplace. *Journal of Vocational Behavior, 32*, 152-175.
- Kroenke, K., Spitzer, R.L., & Williams, J.B. (2001). The PHQ-9: validity of a brief depression severity measure. *Journal of General Internal Medicine, 16* (9), 606-13.
- Ormerod, A.J., Nye, C.D., Joseph, D.L., Fitzgerald, L.F., & Rock, L. (2010). *2010 Gender Relations Survey of Active Duty Members: Report on Scales and Measures* (Report No. 2010-028). Arlington, VA: DMDC.
- Research Triangle Institute, Inc. (2004). *SUDAAN[®] Language Manual, Release 9.0*. Research Triangle Park, NC: Research Triangle Institute.
- Spitzer, R.L., Williams, J.B. W., Kroenke, K. Linzer, M., deGruy, F. V., Hahn, S. R., Brody, D., & Johnson, J. G. (1999). Utility of a new procedure for diagnosing mental disorders in primary care: The PRIME-MD 1000 study. *Journal of the American Medical Association, 272*, 1749-1756.
- Standards for Maintaining, Collecting, and Presenting Federal Data on Race and Ethnicity, 62 Fed. Reg. 58781 (1997).
- Ware, J. E. & Sherbourne, C. D. (1992). The MOS 36-item short form health survey (SF-36). Conceptual framework and item selection. *Medical Care, 30*, 473-483.

Weathers, F. W., Huska, J. A., & Keane, T. M. (1991). *PCL-M for DSM-IV*. Boston: National Center for PTSD–Behavioral Science Division.

Tabulations of Responses

2. What is your gender?

1. Male

2. Female

	Percent Responding		Percentages		Max ME
			1	2	
TOTAL DOD	100	±1	82	18	±1
ARNG	100	±1	85	15	±1
USAR	100	±1	77	23	±1
USNR	100	±0	79	21	±1
USMCR	100	±0	95	5	±1
ANG	100	±1	81	19	±1
USAFR	100	±1	74	26	±1
Enlisted	100	±1	82	18	±1
E1 – E4	100	±1	81	19	±1
E1 – E3	100	±1	82	18	±2
E4	100	±1	80	20	±1
E5 – E9	100	±1	83	17	±1
E5 – E7	100	±1	83	17	±1
E8 – E9	100	±1	86	14	±2
Officers	100	±1	82	18	±1
O1 – O3	100	±1	78	22	±2
O4 – O6	100	±1	84	16	±1
W1 – W5	100	±0	88	12	±3
Reserve Unit	100	±1	82	18	±1
AGR/FTS/AR	100	±1	79	21	±1
IMA	100	±1	77	23	±2
Not Activated Past 12 Months	100	±1	81	19	±1
Activated Past 12 Months	100	±1	85	15	±1
Not Deployed Past 12 Months	100	±1	81	19	±1
Deployed Past 12 Months	100	±1	88	12	±2
Non-Hispanic White	100	±1	85	15	±1
Total Minority	100	±1	76	24	±1
Non-Hispanic Black	100	±1	69	31	±3
Hispanic	100	±1	81	19	±2
FEMALES	100	±1	0	100	±0
Enlisted	100	±1	0	100	±0
E1 – E4	100	±1	0	100	±0
E5 – E9	100	±1	0	100	±0
Officers	100	±1	0	100	±0
O1 – O3	100	±1	0	100	±0
O4 – O6	100	±1	0	100	±0
Reserve Unit	100	±1	0	100	±0
AGR/FTS/AR	100	±1	0	100	±0
IMA	100	±0	0	100	±0
Non-Hispanic White	100	±1	0	100	±0
Total Minority	100	±1	0	100	±0
ARNG	100	±1	0	100	±0
Enlisted	100	±1	0	100	±0
Officers	100	±0	0	100	±0
USAR	100	±1	0	100	±0
Enlisted	100	±1	0	100	±0
Officers	100	±0	0	100	±0

Note. Percent responding are Reserve members who answered the question. Members who were separated or retired (as of April 23, 2012) are excluded from this report (Q1).

2. Continued	Percent Responding		Percentages		Max ME
			1	2	
USNR	100	±0	0	100	±0
Enlisted	100	±0	0	100	±0
Officers	100	±0	0	100	±0
USMCR	100	±0	0	100	±0
Enlisted	100	±0	0	100	±0
Officers	100	±0	0	100	±0
ANG	100	±1	0	100	±0
Enlisted	100	±1	0	100	±0
Officers	99	±1	0	100	±0
USAFR	100	±1	0	100	±0
Enlisted	100	±1	0	100	±0
Officers	100	±0	0	100	±0
MALES	100	±1	100	0	±0
Enlisted	100	±1	100	0	±0
E1 - E4	100	±1	100	0	±0
E5 - E9	100	±1	100	0	±0
Officers	100	±1	100	0	±0
O1 - O3	100	±1	100	0	±0
O4 - O6	100	±1	100	0	±0
Reserve Unit	100	±1	100	0	±0
AGR/FTS/AR	100	±0	100	0	±0
IMA	100	±1	100	0	±0
Non-Hispanic White	100	±1	100	0	±0
Total Minority	100	±1	100	0	±0
ARNG	100	±1	100	0	±0
Enlisted	100	±1	100	0	±0
Officers	100	±0	100	0	±0
USAR	100	±1	100	0	±0
Enlisted	100	±1	100	0	±0
Officers	100	±0	100	0	±0
USNR	100	±0	100	0	±0
Enlisted	100	±0	100	0	±0
Officers	100	±0	100	0	±0
USMCR	100	±0	100	0	±0
Enlisted	100	±0	100	0	±0
Officers	100	±0	100	0	±0
ANG	100	±1	100	0	±0
Enlisted	100	±1	100	0	±0
Officers	99	±2	100	0	±0
USAFR	100	±1	100	0	±0
Enlisted	100	±1	100	0	±0
Officers	99	±2	100	0	±0
USCGR	100	±0	84	16	±1
Enlisted	100	±0	85	15	±1
E1 - E4	100	±0	86	14	±1
E5 - E9	100	±0	84	16	±1
Officers	100	±0	79	21	±1
O1 - O3	100	±0	79	21	±2
O4 - O6	100	±0	76	24	±1
Females	100	±0	0	100	±0
Enlisted	100	±0	0	100	±0
Officers	100	±0	0	100	±0
Males	100	±0	100	0	±0
Enlisted	100	±0	100	0	±0
Officers	100	±0	100	0	±0

3. What is your current paygrade?

1. E1-E4
4. O1-O32. E5-E9
5. O4-O6

3. W1-W5

	Percent Responding		Percentages					Max ME
			1	2	3	4	5	
TOTAL DOD	100	±1	40	45	2	7	7	±1
ARNG	100	±1	46	41	3	7	4	±2
USAR	100	±1	44	38	2	9	8	±2
USNR	100	±1	21	56	0	8	15	±2
USMCR	100	±1	63	27	1	3	6	±4
ANG	100	±1	23	63	0	5	9	±2
USAFR	100	±1	25	55	0	5	15	±2
Enlisted	100	±1	47	53	0	0	0	±1
E1 – E4	100	±1	100	0	0	0	0	±0
E1 – E3	100	±1	100	0	0	0	0	±0
E4	100	±1	100	0	0	0	0	±0
E5 – E9	100	±1	0	100	0	0	0	±0
E5 – E7	100	±1	0	100	0	0	0	±0
E8 – E9	100	±1	0	100	0	0	0	±0
Officers	100	±1	0	0	10	44	47	±2
O1 – O3	100	±1	0	0	0	100	0	±0
O4 – O6	100	±1	0	0	0	0	100	±0
W1 – W5	100	±0	0	0	100	0	0	±0
Reserve Unit	100	±1	44	42	1	7	6	±1
AGR/FTS/AR	100	±1	5	74	3	4	14	±2
IMA	100	±1	1	35	1	11	51	±3
Not Activated Past 12 Months	100	±1	40	45	1	7	7	±1
Activated Past 12 Months	100	±1	38	45	2	8	7	±3
Not Deployed Past 12 Months	100	±1	41	44	1	7	7	±1
Deployed Past 12 Months	100	±1	31	50	3	8	7	±4
Non-Hispanic White	100	±1	37	45	2	8	9	±2
Total Minority	100	±1	45	45	1	5	5	±2
Non-Hispanic Black	100	±0	39	51	1	5	4	±4
Hispanic	100	±1	50	41	1	4	4	±3
FEMALES	100	±1	42	42	1	8	7	±1
Enlisted	100	±1	50	50	0	0	0	±1
E1 – E4	100	±1	100	0	0	0	0	±0
E5 – E9	100	±1	0	100	0	0	0	±0
Officers	100	±1	0	0	6	52	42	±2
O1 – O3	100	±1	0	0	0	100	0	±0
O4 – O6	100	±0	0	0	0	0	100	±0
Reserve Unit	100	±1	47	38	1	8	5	±1
AGR/FTS/AR	100	±1	7	76	3	4	10	±3
IMA	100	±1	3	38	1	16	43	±5
Non-Hispanic White	100	±1	39	42	1	9	8	±2
Total Minority	100	±0	46	42	1	7	4	±2
ARNG	100	±0	53	36	2	6	3	±2
Enlisted	100	±0	60	40	0	0	0	±2
Officers	100	±0	0	0	17	59	23	±4
USAR	100	±1	46	35	1	12	6	±2
Enlisted	100	±1	57	43	0	0	0	±2
Officers	100	±0	0	0	6	60	34	±3

Note. Percent responding are Reserve members who answered the question.

2012 Workplace and Gender Relations Survey of Reserve Component Members

3. Continued	Percent Responding		Percentages					Max ME
			1	2	3	4	5	
USNR	100	±1	25	56	0	8	11	±3
Enlisted	100	±0	31	69	0	0	0	±4
Officers	100	±1	0	0	0	43	57	±3
USMCR	100	±0	48	37	1	5	10	±6
Enlisted	100	±0	57	43	0	0	0	±6
Officers	100	±0	0	0	5	31	64	±12
ANG	100	±1	26	61	0	6	7	±2
Enlisted	100	±1	30	70	0	0	0	±2
Officers	100	±0	0	0	0	47	53	±4
USAFR	100	±1	30	50	0	7	14	±2
Enlisted	100	±1	37	63	0	0	0	±2
Officers	100	±1	0	0	0	32	68	±3
MALES	100	±1	39	45	2	7	7	±1
Enlisted	100	±1	46	54	0	0	0	±1
E1 - E4	100	±1	100	0	0	0	0	±0
E5 - E9	100	±1	0	100	0	0	0	±0
Officers	100	±1	0	0	10	42	48	±2
O1 - O3	100	±1	0	0	0	100	0	±0
O4 - O6	100	±1	0	0	0	0	100	±0
Reserve Unit	100	±1	43	43	1	7	6	±1
AGR/FTS/AR	100	±1	4	73	3	5	15	±3
IMA	100	±0	1	34	1	10	54	±5
Non-Hispanic White	100	±1	37	45	2	7	9	±2
Total Minority	100	±1	44	46	1	5	5	±3
ARNG	100	±1	45	42	3	7	4	±2
Enlisted	100	±1	51	49	0	0	0	±2
Officers	100	±1	0	0	20	51	29	±4
USAR	100	±0	43	39	2	8	8	±2
Enlisted	100	±0	52	48	0	0	0	±2
Officers	100	±0	0	0	10	45	45	±3
USNR	100	±1	20	57	0	8	16	±3
Enlisted	100	±1	26	74	0	0	0	±4
Officers	100	±1	0	0	1	32	67	±2
USMCR	100	±1	63	26	1	3	6	±4
Enlisted	100	±0	71	29	0	0	0	±4
Officers	100	±1	0	0	11	27	62	±8
ANG	100	±1	22	63	0	5	9	±2
Enlisted	100	±0	26	74	0	0	0	±2
Officers	99	±1	0	0	0	34	66	±4
USAFR	100	±0	23	56	0	5	16	±2
Enlisted	100	±0	29	71	0	0	0	±3
Officers	100	±0	0	0	0	23	77	±3
USCGR	100	±1	33	50	2	8	6	±2
Enlisted	100	±1	40	60	0	0	0	±2
E1 - E4	100	±1	100	0	0	0	0	±0
E5 - E9	100	±0	0	100	0	0	0	±0
Officers	100	±0	0	0	11	50	39	±3
O1 - O3	100	±0	0	0	0	100	0	±0
O4 - O6	100	±0	0	0	0	0	100	±0
Females	100	±0	29	49	1	11	10	±2
Enlisted	100	±0	38	62	0	0	0	±2
Officers	100	±0	0	0	6	50	44	±3
Males	100	±1	34	51	2	8	6	±2
Enlisted	100	±1	40	60	0	0	0	±2
Officers	100	±0	0	0	13	50	38	±3

4. Are you Spanish/Hispanic/Latino?

	Percent Responding		Percentages	Max ME	Percentage Reporting Yes
			Yes		
TOTAL DOD	100	±1	14	±1	
ARNG	100	±1	12	±2	
USAR	100	±1	19	±2	
USNR	100	±1	14	±3	
USMCR	100	±1	17	±5	
ANG	100	±1	9	±2	
USAFR	100	±1	13	±3	
Enlisted	100	±1	15	±1	
E1 – E4	100	±1	17	±2	
E1 – E3	100	±1	18	±3	
E4	100	±1	17	±2	
E5 – E9	100	±1	13	±2	
E5 – E7	100	±1	13	±2	
E8 – E9	99	±1	10	±3	
Officers	100	±1	8	±2	
O1 – O3	100	±1	8	±2	
O4 – O6	100	±1	8	±2	
W1 – W5	100	±1	9	±6	
Reserve Unit	100	±1	14	±1	
AGR/FTS/AR	100	±1	13	±2	
IMA	99	±1	11	±4	
Not Activated Past 12 Months	100	±1	14	±1	
Activated Past 12 Months	100	±1	13	±2	
Not Deployed Past 12 Months	100	±1	14	±1	
Deployed Past 12 Months	100	±1	10	±3	
Non-Hispanic White	100	±1	0	±0	
Total Minority	100	±1	40	±2	
Non-Hispanic Black	100	±1	0	±0	
Hispanic	99	±1	100	±0	
FEMALES	100	±1	14	±2	
Enlisted	100	±1	15	±2	
E1 – E4	100	±1	18	±2	
E5 – E9	100	±1	13	±2	
Officers	100	±1	9	±3	
O1 – O3	100	±1	10	±4	
O4 – O6	100	±1	8	±3	
Reserve Unit	100	±1	14	±2	
AGR/FTS/AR	100	±1	15	±3	
IMA	100	±1	9	±5	
Non-Hispanic White	100	±1	0	±0	
Total Minority	100	±1	32	±3	
ARNG	100	±1	13	±2	
Enlisted	100	±1	14	±3	
Officers	100	±1	7	±4	
USAR	100	±1	18	±3	
Enlisted	100	±1	19	±3	
Officers	100	±0	13	±5	

Note. Percent responding are Reserve members who answered the question.

2012 Workplace and Gender Relations Survey of Reserve Component Members

4. Continued	Percent Responding		Percentages	Max ME	Percentage Reporting Yes
			Yes		
USNR	100	±1	15	±5	
Enlisted	100	±1	17	±5	
Officers	100	±1	6	±3	
USMCR	99	±1	23	±8	
Enlisted	100	±1	25	±9	
Officers	97	±4	13	±10	
ANG	100	±1	10	±3	
Enlisted	100	±1	10	±3	
Officers	100	±0	5	±3	
USAFR	100	±1	12	±3	
Enlisted	100	±1	14	±4	
Officers	100	±0	6	±4	
MALES	100	±1	14	±1	
Enlisted	100	±1	15	±2	
E1 - E4	100	±1	17	±2	
E5 - E9	99	±1	13	±2	
Officers	100	±1	8	±2	
O1 - O3	100	±1	7	±3	
O4 - O6	100	±1	8	±3	
Reserve Unit	100	±1	14	±2	
AGR/FTS/AR	100	±1	12	±3	
IMA	99	±2	12	±5	
Non-Hispanic White	100	±1	0	±0	
Total Minority	100	±1	43	±3	
ARNG	99	±1	12	±2	
Enlisted	99	±1	13	±2	
Officers	100	±1	8	±4	
USAR	100	±1	19	±3	
Enlisted	100	±1	21	±3	
Officers	100	±1	11	±4	
USNR	100	±1	14	±4	
Enlisted	100	±0	16	±5	
Officers	100	±1	6	±4	
USMCR	100	±1	17	±6	
Enlisted	100	±0	18	±6	
Officers	100	±1	5	±3	
ANG	100	±1	9	±2	
Enlisted	100	±1	10	±3	
Officers	100	±1	4	±3	
USAFR	99	±1	13	±4	
Enlisted	99	±1	14	±4	
Officers	100	±0	6	±4	
USCGR	100	±1	11	±3	
Enlisted	100	±1	12	±3	
E1 - E4	100	±0	14	±4	
E5 - E9	100	±1	10	±4	
Officers	100	±1	7	±3	
O1 - O3	100	±1	8	±4	
O4 - O6	100	±0	5	±4	
Females	100	±1	13	±3	
Enlisted	100	±0	14	±4	
Officers	99	±2	10	±5	
Males	100	±1	11	±3	
Enlisted	100	±1	11	±4	
Officers	100	±0	7	±3	

5. What is your race?

- 1. White
- 2. Black
- 3. American Indian/Alaska Native
- 4. Asian
- 5. Native Hawaiian/Other Pacific Islander
- 6. More than one race

	Percent Responding		Percentages						Max ME
			1	2	3	4	5	6	
TOTAL DOD	98	±1	80	15	3	5	1	4	±1
ARNG	98	±1	83	13	3	4	1	4	±2
USAR	97	±1	72	22	3	6	2	3	±3
USNR	97	±2	76	17	4	9	1	5	±4
USMCR	96	±3	87	8	2	6	2	3	±5
ANG	99	±1	87	10	3	4	2	5	±2
USAFR	98	±1	77	18	3	6	1	5	±3
Enlisted	98	±1	79	16	3	5	2	4	±2
E1 – E4	97	±1	79	16	3	6	2	5	±2
E1 – E3	97	±2	80	16	3	7	2	6	±3
E4	97	±1	79	16	3	6	2	4	±3
E5 – E9	98	±1	79	16	3	5	1	3	±2
E5 – E7	98	±1	78	16	3	5	1	4	±2
E8 – E9	98	±2	82	16	3	3	2	3	±3
Officers	99	±1	86	10	2	5	1	3	±2
O1 – O3	99	±1	83	12	2	6	1	3	±3
O4 – O6	99	±1	87	9	3	4	1	3	±3
W1 – W5	98	±2	88	8	2	4	1	2	±5
Reserve Unit	98	±1	80	15	3	5	2	4	±1
AGR/FTS/AR	98	±1	80	17	3	4	1	4	±3
IMA	99	±1	87	9	3	4	1	4	±4
Not Activated Past 12 Months	98	±1	80	15	3	5	1	4	±2
Activated Past 12 Months	98	±1	81	15	3	5	1	4	±2
Not Deployed Past 12 Months	98	±1	79	16	3	5	1	4	±1
Deployed Past 12 Months	99	±1	84	13	2	4	1	3	±3
Non-Hispanic White	99	±1	100	0	0	0	0	0	±0
Total Minority	95	±1	40	46	9	16	4	12	±2
Non-Hispanic Black	99	±1	0	100	0	0	0	0	±0
Hispanic	88	±3	86	12	5	3	2	5	±3
FEMALES	98	±1	71	25	3	5	2	5	±2
Enlisted	98	±1	69	26	4	5	2	5	±2
E1 – E4	97	±1	70	26	4	6	2	7	±3
E5 – E9	98	±1	69	26	3	4	2	4	±2
Officers	99	±1	77	17	3	6	1	4	±3
O1 – O3	99	±1	73	20	4	7	2	5	±4
O4 – O6	99	±1	82	14	2	5	1	3	±4
Reserve Unit	98	±1	71	25	4	6	2	5	±2
AGR/FTS/AR	98	±1	68	27	3	4	2	4	±4
IMA	97	±3	82	15	3	6	1	5	±5
Non-Hispanic White	99	±1	100	0	0	0	0	0	±0
Total Minority	96	±1	33	56	8	12	5	12	±3
ARNG	98	±1	76	21	4	4	2	6	±3
Enlisted	98	±1	75	21	4	4	2	6	±3
Officers	99	±2	76	18	6	3	2	6	±6
USAR	98	±1	60	34	3	6	2	4	±3
Enlisted	97	±2	58	36	3	6	3	4	±3
Officers	99	±1	69	25	2	7	1	4	±5

Note. Percent responding are Reserve members who answered the question.

2012 Workplace and Gender Relations Survey of Reserve Component Members

5. Continued	Percent Responding		Percentages						Max ME
			1	2	3	4	5	6	
USNR	97	±2	70	23	5	7	1	5	±5
Enlisted	96	±3	68	25	5	7	1	6	±6
Officers	99	±1	80	12	2	8	1	3	±6
USMCR	97	±3	86	15	2	4	0	7	±7
Enlisted	97	±3	86	16	2	3	0	7	±9
Officers	94	±5	87	11	0	8	0	5	±10
ANG	99	±1	82	13	3	5	2	5	±3
Enlisted	99	±1	81	15	3	5	2	6	±3
Officers	99	±2	88	5	3	6	2	4	±5
USAFR	98	±2	69	27	3	5	2	5	±4
Enlisted	97	±2	65	31	3	4	2	6	±5
Officers	99	±2	85	10	2	8	1	4	±5
MALES	98	±1	82	13	3	5	1	4	±2
Enlisted	98	±1	81	14	3	5	1	4	±2
E1 - E4	97	±1	82	13	3	6	2	5	±3
E5 - E9	98	±1	81	14	3	5	1	3	±2
Officers	99	±1	87	8	2	5	1	3	±2
O1 - O3	99	±1	86	10	2	6	0	3	±3
O4 - O6	99	±1	89	8	3	4	1	2	±3
Reserve Unit	98	±1	82	13	3	5	1	4	±2
AGR/FTS/AR	98	±1	83	14	3	4	1	4	±3
IMA	99	±1	89	8	3	4	1	3	±5
Non-Hispanic White	100	±1	100	0	0	0	0	0	±0
Total Minority	94	±2	42	42	9	17	4	12	±3
ARNG	98	±1	85	12	3	4	1	3	±2
Enlisted	98	±1	84	12	3	4	1	3	±2
Officers	99	±1	91	7	1	3	1	2	±3
USAR	97	±1	75	18	3	6	2	3	±3
Enlisted	97	±2	75	19	2	6	2	3	±3
Officers	99	±2	76	16	3	7	1	3	±5
USNR	97	±2	77	15	4	9	1	5	±5
Enlisted	97	±2	72	19	5	10	2	6	±6
Officers	98	±2	92	3	2	6	0	3	±4
USMCR	96	±3	87	7	2	6	2	3	±5
Enlisted	95	±4	86	8	2	7	3	3	±6
Officers	99	±1	93	5	2	3	1	2	±4
ANG	99	±1	88	9	3	4	1	4	±3
Enlisted	99	±1	87	9	3	4	1	5	±3
Officers	99	±1	92	6	3	3	0	4	±5
USAFR	98	±2	80	15	2	7	1	5	±4
Enlisted	97	±2	77	18	3	7	1	5	±5
Officers	99	±2	91	4	2	6	0	2	±5
USCGR	98	±1	91	5	3	4	2	4	±3
Enlisted	98	±2	91	5	4	4	2	4	±3
E1 - E4	98	±2	93	4	3	4	1	5	±3
E5 - E9	98	±2	90	5	4	4	2	3	±4
Officers	99	±1	89	6	2	6	1	2	±3
O1 - O3	99	±2	87	7	2	7	2	3	±4
O4 - O6	99	±2	90	6	1	6	0	2	±5
Females	98	±1	88	6	3	6	3	5	±3
Enlisted	98	±2	89	6	3	5	3	5	±4
Officers	99	±2	87	6	2	8	1	4	±5
Males	98	±2	91	5	3	4	1	3	±3
Enlisted	98	±2	91	4	4	4	1	4	±4
Officers	99	±1	90	6	1	5	1	2	±3

2012 Workplace and Gender Relations Survey of Reserve Component Members

6. What is the highest degree or level of school that you have completed?

- | | | |
|--|--|--|
| 1. 12 years or less of school (no diploma) | 2. High school graduate—traditional diploma | 3. High school graduate—alternative diploma (home school, GED, etc.) |
| 4. Some college credit, but less than 1 year | 5. 1 or more years of college, no degree | 6. Associate's degree (for example, AA, AS) |
| 7. Bachelor's degree (for example, BA, AB, BS) | 8. Master's, doctoral, or professional school degree (for example, MA, MS, MEd, MEng, MBA, MSW, PhD, MD, JD, DVM, EdD) | |

	Percent Responding		Percentages								Max ME
			1	2	3	4	5	6	7	8	
TOTAL DOD	100	±1	1	13	3	12	29	13	20	10	±2
ARNG	100	±1	1	16	4	15	30	11	17	6	±2
USAR	100	±1	1	14	2	11	30	12	19	11	±3
USNR	100	±1	1	8	2	10	23	15	23	18	±4
USMCR	100	±1	0	17	1	15	33	10	20	5	±6
ANG	100	±1	0	8	1	9	28	16	26	12	±3
USAFR	100	±1	0	5	0	7	27	18	24	18	±3
Enlisted	100	±1	1	15	3	15	34	14	15	3	±2
E1 – E4	100	±1	1	21	4	17	37	10	8	2	±3
E1 – E3	100	±0	2	30	5	17	34	7	4	0	±4
E4	100	±1	1	16	4	17	38	11	11	2	±3
E5 – E9	100	±1	0	11	2	12	31	18	20	5	±2
E5 – E7	100	±1	1	11	2	13	32	18	19	4	±2
E8 – E9	100	±0	0	6	1	9	26	20	26	13	±4
Officers	100	±1	0	0	0	1	3	3	48	45	±2
O1 – O3	100	±1	0	0	0	0	0	3	62	35	±4
O4 – O6	100	±0	0	0	0	0	0	0	38	62	±3
W1 – W5	100	±1	0	4	0	5	27	14	36	13	±6
Reserve Unit	100	±1	1	14	3	13	30	12	19	9	±2
AGR/FTS/AR	100	±1	0	9	1	11	26	16	23	14	±3
IMA	100	±0	0	3	0	1	7	5	32	51	±5
Not Activated Past 12 Months	100	±1	1	13	2	12	29	13	20	10	±2
Activated Past 12 Months	100	±1	1	14	3	13	27	12	20	10	±3
Not Deployed Past 12 Months	100	±1	1	13	3	12	29	12	20	10	±2
Deployed Past 12 Months	100	±1	1	13	3	14	28	13	19	9	±3
Non-Hispanic White	100	±1	1	14	3	12	27	12	21	11	±2
Total Minority	100	±1	1	12	2	13	33	13	18	9	±2
Non-Hispanic Black	100	±1	1	13	1	11	31	13	19	10	±3
Hispanic	100	±0	1	10	4	15	35	12	16	6	±4
FEMALES	100	±1	0	8	1	11	30	14	23	12	±2
Enlisted	100	±1	0	9	1	13	35	16	19	5	±2
E1 – E4	100	±1	1	15	2	16	43	11	11	2	±3
E5 – E9	100	±1	0	4	1	10	28	21	28	8	±2
Officers	100	±1	0	0	0	0	3	2	45	49	±3
O1 – O3	100	±1	0	0	0	0	1	2	57	38	±6
O4 – O6	100	±0	0	0	0	0	0	0	30	69	±4
Reserve Unit	100	±1	0	8	1	11	31	14	23	11	±2
AGR/FTS/AR	100	±1	0	6	1	10	25	19	24	15	±4
IMA	100	±0	0	0	0	2	7	10	30	51	±6
Non-Hispanic White	100	±1	0	8	1	11	29	14	24	13	±2
Total Minority	100	±1	0	8	1	11	32	13	23	12	±3
ARNG	100	±1	1	11	2	14	35	12	19	7	±3
Enlisted	100	±1	1	12	2	15	39	13	15	4	±3
Officers	100	±0	0	0	0	1	8	3	53	35	±6
USAR	100	±0	0	8	1	11	31	12	23	14	±3
Enlisted	100	±0	0	10	1	14	38	14	18	6	±3
Officers	100	±0	0	0	0	0	3	3	45	49	±7

Note. Percent responding are Reserve members who answered the question.

2012 Workplace and Gender Relations Survey of Reserve Component Members

6. Continued	Percent Responding		Percentages								Max ME
			1	2	3	4	5	6	7	8	
USNR	100	±0	0	7	1	7	22	20	24	18	±5
Enlisted	100	±0	0	9	2	9	27	25	20	9	±6
Officers	100	±0	0	0	0	2	0	1	39	58	±12
USMCR	100	±1	0	13	0	11	35	11	21	9	±9
Enlisted	100	±0	0	15	0	13	41	13	16	2	±10
Officers	98	±4	0	0	0	0	1	1	49	48	±11
ANG	99	±1	0	4	0	9	23	18	32	13	±3
Enlisted	99	±1	0	5	1	10	27	21	29	7	±4
Officers	100	±0	0	0	0	0	0	3	51	45	±6
USAFR	100	±1	0	4	0	8	24	16	28	20	±4
Enlisted	99	±1	0	5	0	10	30	21	27	7	±5
Officers	100	±0	0	0	0	0	0	0	32	68	±5
MALES	100	±1	1	14	3	13	29	12	19	9	±2
Enlisted	100	±1	1	17	4	15	33	14	14	3	±2
E1 – E4	100	±0	2	22	5	17	35	9	8	1	±3
E5 – E9	100	±1	1	12	2	13	32	18	19	4	±2
Officers	100	±1	0	0	0	1	3	3	49	44	±3
O1 – O3	100	±0	0	0	0	0	0	3	63	34	±4
O4 – O6	100	±0	0	0	0	0	0	0	39	60	±4
Reserve Unit	100	±1	1	15	3	13	29	12	18	8	±2
AGR/FTS/AR	100	±0	0	10	1	11	26	15	22	14	±3
IMA	100	±0	0	4	0	1	7	4	32	52	±6
Non-Hispanic White	100	±1	1	15	3	12	26	12	20	10	±2
Total Minority	100	±1	1	13	3	13	34	13	17	8	±3
ARNG	100	±1	1	17	5	16	29	10	17	6	±2
Enlisted	100	±0	1	19	6	18	32	11	11	2	±3
Officers	100	±1	0	1	0	1	6	4	57	31	±5
USAR	100	±1	2	16	2	11	29	12	18	11	±3
Enlisted	100	±1	2	19	3	13	35	14	12	3	±4
Officers	100	±0	0	0	0	0	2	4	46	48	±5
USNR	100	±1	1	9	3	11	23	13	23	18	±5
Enlisted	100	±1	1	12	3	14	30	17	18	4	±6
Officers	100	±0	0	0	0	0	1	0	37	62	±6
USMCR	100	±0	0	17	1	15	33	10	19	5	±7
Enlisted	100	±0	0	19	1	16	36	11	16	1	±7
Officers	100	±0	0	0	0	1	5	1	54	40	±11
ANG	100	±0	0	9	1	10	29	15	24	12	±3
Enlisted	100	±0	1	11	1	11	34	18	19	6	±4
Officers	100	±0	0	0	0	0	0	0	55	45	±6
USAFR	100	±0	0	6	0	6	29	18	23	18	±4
Enlisted	100	±0	0	7	0	8	36	23	20	6	±5
Officers	100	±0	0	0	0	0	0	1	34	65	±7
USCGR	100	±0	0	6	0	8	23	13	33	16	±4
Enlisted	100	±0	0	7	1	10	27	15	32	8	±4
E1 – E4	100	±0	0	8	1	11	34	14	28	4	±6
E5 – E9	100	±0	0	7	0	9	23	16	34	11	±6
Officers	100	±0	0	0	0	0	2	3	39	55	±4
O1 – O3	100	±0	0	0	0	0	1	2	47	50	±5
O4 – O6	100	±0	0	0	0	0	0	0	31	68	±6
Females	100	±0	0	4	0	5	18	16	35	22	±4
Enlisted	100	±0	0	5	0	7	22	20	34	12	±5
Officers	100	±0	0	0	0	0	2	4	37	57	±6
Males	100	±0	0	7	0	9	24	13	33	15	±4
Enlisted	100	±0	0	8	1	10	28	14	31	8	±5
Officers	100	±0	0	1	0	1	2	3	40	54	±4

7. What is your marital status?

1. Married
4. Widowed

2. Separated
5. Never married

3. Divorced

	Percent Responding		Percentages					Max ME
			1	2	3	4	5	
TOTAL DOD	100	±1	50	2	11	0	37	±2
ARNG	100	±1	48	1	10	0	40	±2
USAR	100	±1	47	2	13	0	38	±3
USNR	100	±1	57	3	12	0	28	±4
USMCR	100	±0	32	1	7	0	60	±5
ANG	100	±1	58	2	12	0	28	±3
USAFR	99	±1	58	1	13	1	27	±4
Enlisted	100	±1	46	2	12	0	40	±2
E1 – E4	100	±1	28	1	6	0	64	±2
E1 – E3	100	±0	17	1	3	0	79	±3
E4	100	±1	34	2	8	0	55	±3
E5 – E9	100	±1	62	2	16	0	19	±2
E5 – E7	100	±1	60	2	17	0	21	±2
E8 – E9	100	±1	80	2	13	0	5	±3
Officers	100	±1	71	1	10	1	17	±2
O1 – O3	100	±1	61	1	10	0	28	±4
O4 – O6	100	±1	80	1	10	1	8	±3
W1 – W5	100	±0	70	2	15	0	13	±6
Reserve Unit	100	±1	47	2	11	0	40	±2
AGR/FTS/AR	100	±1	71	3	15	0	11	±3
IMA	100	±0	74	1	10	1	13	±5
Not Activated Past 12 Months	100	±1	50	2	11	0	37	±2
Activated Past 12 Months	100	±1	51	2	12	0	35	±3
Not Deployed Past 12 Months	100	±1	49	2	11	0	38	±2
Deployed Past 12 Months	100	±1	54	2	11	0	32	±4
Non-Hispanic White	100	±1	52	1	11	0	35	±2
Total Minority	100	±1	45	2	12	0	40	±2
Non-Hispanic Black	100	±1	44	3	13	1	39	±4
Hispanic	100	±1	48	3	12	0	38	±4
FEMALES	100	±1	37	2	18	0	42	±2
Enlisted	100	±1	34	3	18	0	46	±2
E1 – E4	100	±1	24	2	11	0	63	±3
E5 – E9	100	±1	44	3	25	1	28	±2
Officers	100	±1	54	2	21	1	22	±3
O1 – O3	100	±1	50	2	22	1	26	±4
O4 – O6	100	±1	61	2	19	1	17	±4
Reserve Unit	100	±1	34	3	18	1	45	±2
AGR/FTS/AR	100	±1	51	2	25	0	21	±4
IMA	100	±0	63	1	16	0	19	±6
Non-Hispanic White	100	±1	40	2	19	0	38	±2
Total Minority	100	±1	32	3	17	1	47	±3
ARNG	100	±1	31	1	17	0	50	±3
Enlisted	100	±1	29	1	16	1	53	±3
Officers	100	±1	48	2	24	0	25	±6
USAR	100	±1	35	3	19	1	42	±3
Enlisted	100	±1	31	4	18	0	47	±3
Officers	100	±0	52	2	22	2	23	±5

Note. Percent responding are Reserve members who answered the question.























































2012 Workplace and Gender Relations Survey of Reserve Component Members

7. Continued	Percent Responding		Percentages					Max ME
			1	2	3	4	5	
USNR	100	±1	42	4	21	1	32	±5
Enlisted	100	±0	39	4	21	1	35	±6
Officers	100	±1	55	2	21	1	22	±6
USMCR	100	±0	30	2	12	0	56	±8
Enlisted	100	±0	25	2	12	0	61	±9
Officers	100	±0	60	1	11	0	28	±11
ANG	100	±1	45	2	20	0	33	±3
Enlisted	100	±1	43	2	19	1	35	±4
Officers	100	±1	59	2	20	0	18	±6
USAFR	100	±1	45	2	17	0	35	±4
Enlisted	100	±1	40	3	18	0	39	±5
Officers	100	±1	65	1	17	1	17	±5
MALES	100	±1	53	1	10	0	36	±2
Enlisted	100	±1	49	2	10	0	39	±2
E1 – E4	100	±1	29	1	5	0	65	±3
E5 – E9	100	±1	66	2	14	0	17	±2
Officers	100	±1	74	1	8	0	16	±3
O1 – O3	100	±0	64	1	6	0	29	±5
O4 – O6	100	±1	84	1	8	1	6	±3
Reserve Unit	100	±1	50	1	10	0	39	±2
AGR/FTS/AR	100	±0	77	3	12	0	9	±4
IMA	100	±0	78	1	9	1	11	±6
Non-Hispanic White	100	±1	54	1	10	0	35	±2
Total Minority	100	±1	49	2	10	0	38	±3
ARNG	100	±1	51	1	9	0	38	±3
Enlisted	100	±1	48	1	9	0	41	±3
Officers	100	±0	69	1	9	0	20	±5
USAR	100	±1	51	2	11	0	36	±3
Enlisted	100	±0	45	2	12	0	41	±4
Officers	100	±1	75	1	8	1	15	±5
USNR	100	±0	60	3	9	0	27	±5
Enlisted	100	±0	54	3	10	0	32	±6
Officers	100	±0	79	2	5	0	13	±6
USMCR	100	±0	32	1	6	0	60	±6
Enlisted	100	±0	27	1	7	0	65	±6
Officers	100	±0	75	1	5	0	19	±8
ANG	100	±1	61	2	10	0	26	±3
Enlisted	100	±1	59	2	11	0	29	±4
Officers	100	±0	79	2	7	0	12	±6
USAFR	99	±1	62	1	12	1	25	±4
Enlisted	99	±1	56	1	13	1	29	±5
Officers	100	±0	83	1	7	1	9	±6
USCGR	100	±1	55	2	9	0	34	±4
Enlisted	100	±0	51	2	9	0	38	±4
E1 – E4	100	±0	31	1	6	0	62	±5
E5 – E9	100	±0	64	2	11	0	22	±6
Officers	100	±1	77	2	7	0	13	±3
O1 – O3	99	±1	74	2	6	0	18	±5
O4 – O6	100	±0	78	3	9	1	10	±6
Females	100	±0	49	2	14	1	34	±4
Enlisted	100	±0	45	2	15	1	37	±5
Officers	100	±0	66	1	9	2	21	±6
Males	100	±1	57	2	8	0	34	±4
Enlisted	100	±0	52	2	8	0	38	±5
Officers	99	±1	80	2	7	0	11	±4

8. Do you have a significant other (that is, a girlfriend or boyfriend)?

	Percent Responding		Percentages	Max ME	Percentage Reporting Yes
			Yes		
TOTAL DOD	48	±2	55	±2	
ARNG	50	±2	56	±3	
USAR	51	±3	53	±4	
USNR	40	±4	53	±7	
USMCR	67	±5	57	±8	
ANG	40	±3	55	±5	
USAFR	41	±3	53	±6	
Enlisted	52	±2	55	±2	
E1 – E4	71	±2	55	±3	
E1 – E3	82	±3	54	±4	
E4	64	±3	55	±4	
E5 – E9	36	±2	55	±3	
E5 – E7	38	±2	56	±3	
E8 – E9	18	±3	49	±9	
Officers	28	±2	56	±4	
O1 – O3	38	±4	59	±6	
O4 – O6	18	±3	51	±7	
W1 – W5	28	±6	57	±12	
Reserve Unit	51	±2	55	±2	
AGR/FTS/AR	26	±3	59	±6	
IMA	24	±4	47	±10	
Not Activated Past 12 Months	49	±2	54	±2	
Activated Past 12 Months	47	±3	58	±4	
Not Deployed Past 12 Months	49	±2	55	±2	
Deployed Past 12 Months	44	±4	55	±6	
Non-Hispanic White	46	±2	56	±3	
Total Minority	52	±2	53	±3	
Non-Hispanic Black	53	±4	52	±5	
Hispanic	50	±4	57	±5	
FEMALES	61	±2	52	±2	
Enlisted	64	±2	54	±3	
E1 – E4	74	±3	57	±3	
E5 – E9	53	±2	48	±3	
Officers	44	±3	44	±4	
O1 – O3	48	±4	45	±6	
O4 – O6	37	±4	42	±6	
Reserve Unit	63	±2	53	±2	
AGR/FTS/AR	46	±4	50	±6	
IMA	36	±6	47	±10	
Non-Hispanic White	58	±2	54	±3	
Total Minority	64	±3	51	±3	
ARNG	67	±3	54	±4	
Enlisted	69	±3	55	±4	
Officers	50	±6	48	±9	
USAR	61	±3	49	±4	
Enlisted	65	±3	51	±4	
Officers	46	±5	41	±8	

Note. Percent responding are Reserve members who answered the question and who are divorced, widowed, or never married (Q7).

8. Continued	Percent Responding		Percentages	Max ME	Percentage Reporting Yes
			Yes		
USNR	54	±5	50	±7	
Enlisted	57	±6	53	±8	
Officers	43	±6	37	±9	
USMCR	68	±7	61	±11	
Enlisted	73	±8	62	±11	
Officers	39	±11	49	±17	
ANG	53	±3	54	±5	
Enlisted	55	±4	55	±5	
Officers	39	±6	47	±10	
USAFR	52	±4	53	±6	
Enlisted	56	±5	55	±6	
Officers	35	±5	43	±9	
MALES	46	±2	56	±3	
Enlisted	50	±2	55	±3	
E1 - E4	70	±3	54	±4	
E5 - E9	32	±2	58	±4	
Officers	24	±3	61	±6	
O1 - O3	35	±4	63	±8	
O4 - O6	15	±3	56	±10	
Reserve Unit	49	±2	55	±3	
AGR/FTS/AR	21	±3	63	±9	
IMA	21	±5	47	±14	
Non-Hispanic White	44	±2	57	±3	
Total Minority	48	±3	54	±4	
ARNG	47	±3	57	±4	
Enlisted	50	±3	56	±4	
Officers	30	±5	62	±9	
USAR	48	±3	55	±5	
Enlisted	53	±4	54	±6	
Officers	24	±5	59	±10	
USNR	36	±5	54	±9	
Enlisted	42	±6	53	±9	
Officers	19	±5	58	±16	
USMCR	67	±5	56	±9	
Enlisted	72	±6	56	±9	
Officers	24	±7	70	±14	
ANG	37	±3	56	±6	
Enlisted	40	±4	55	±7	
Officers	19	±6	61	±16	
USAFR	37	±4	54	±8	
Enlisted	43	±5	53	±9	
Officers	16	±5	61	±17	
USCGR	43	±4	64	±6	
Enlisted	47	±4	64	±6	
E1 - E4	68	±5	62	±7	
E5 - E9	34	±6	67	±10	
Officers	20	±3	62	±8	
O1 - O3	24	±4	63	±10	
O4 - O6	19	±5	61	±13	
Females	49	±4	58	±6	
Enlisted	53	±5	58	±7	
Officers	32	±6	59	±12	
Males	42	±4	65	±7	
Enlisted	46	±5	65	±7	
Officers	17	±3	64	±10	

9. Do you have a child, children, or other legal dependents?

	Percent Responding		Percentages	Max ME	Percentage Reporting Yes
			Yes		
TOTAL DOD	100	±1	52	±2	
ARNG	100	±1	51	±2	
USAR	100	±1	51	±3	
USNR	100	±1	56	±4	
USMCR	99	±2	30	±5	
ANG	100	±1	58	±3	
USAFR	100	±1	60	±4	
Enlisted	100	±1	50	±2	
E1 – E4	100	±1	32	±2	
E1 – E3	100	±1	18	±3	
E4	100	±1	40	±3	
E5 – E9	100	±1	65	±2	
E5 – E7	100	±1	65	±2	
E8 – E9	100	±1	72	±4	
Officers	100	±1	66	±2	
O1 – O3	100	±1	55	±4	
O4 – O6	100	±1	76	±3	
W1 – W5	100	±0	66	±6	
Reserve Unit	100	±1	49	±2	
AGR/FTS/AR	100	±1	75	±3	
IMA	100	±1	72	±5	
Not Activated Past 12 Months	100	±1	52	±2	
Activated Past 12 Months	100	±1	53	±3	
Not Deployed Past 12 Months	100	±1	52	±2	
Deployed Past 12 Months	100	±1	54	±4	
Non-Hispanic White	100	±1	51	±2	
Total Minority	100	±1	54	±2	
Non-Hispanic Black	100	±1	62	±4	
Hispanic	100	±1	53	±4	
FEMALES	100	±1	48	±2	
Enlisted	100	±1	47	±2	
E1 – E4	100	±1	36	±3	
E5 – E9	100	±1	59	±2	
Officers	100	±1	53	±3	
O1 – O3	100	±1	49	±4	
O4 – O6	100	±1	58	±4	
Reserve Unit	100	±1	46	±2	
AGR/FTS/AR	100	±1	68	±4	
IMA	100	±1	54	±6	
Non-Hispanic White	100	±1	46	±2	
Total Minority	100	±1	51	±3	
ARNG	100	±1	43	±3	
Enlisted	100	±1	42	±3	
Officers	99	±2	53	±6	
USAR	100	±1	49	±3	
Enlisted	100	±1	48	±3	
Officers	100	±0	51	±5	

Note. Percent responding are Reserve members who answered the question. The definition of "child, children, or other legal dependents" includes anyone in your family, except your spouse, who has, or is eligible to have, a Uniformed Services identification card (military ID card) or is eligible for military health care benefits and is enrolled in the Defense Enrollment Eligibility Reporting System (DEERS).

9. Continued	Percent Responding		Percentages	Max ME	Percentage Reporting Yes
			Yes		
USNR	100	±0	56	±5	
Enlisted	100	±0	58	±6	
Officers	100	±0	51	±6	
USMCR	100	±1	32	±7	
Enlisted	100	±0	30	±8	
Officers	98	±4	43	±11	
ANG	100	±1	52	±3	
Enlisted	100	±1	52	±4	
Officers	100	±1	54	±6	
USAFR	99	±1	54	±4	
Enlisted	99	±1	53	±5	
Officers	100	±1	60	±5	
MALES	100	±1	53	±2	
Enlisted	100	±1	50	±2	
E1 - E4	100	±1	31	±3	
E5 - E9	100	±1	67	±2	
Officers	100	±1	69	±3	
O1 - O3	100	±0	56	±5	
O4 - O6	100	±1	80	±3	
Reserve Unit	100	±1	50	±2	
AGR/FTS/AR	100	±0	77	±4	
IMA	100	±0	77	±6	
Non-Hispanic White	100	±1	52	±2	
Total Minority	100	±1	55	±3	
ARNG	100	±1	53	±3	
Enlisted	100	±1	51	±3	
Officers	100	±0	64	±5	
USAR	100	±0	52	±3	
Enlisted	100	±0	49	±4	
Officers	100	±0	66	±5	
USNR	100	±1	56	±5	
Enlisted	100	±1	51	±6	
Officers	100	±0	71	±6	
USMCR	99	±2	30	±5	
Enlisted	99	±2	26	±6	
Officers	100	±1	69	±8	
ANG	100	±1	59	±3	
Enlisted	100	±1	56	±4	
Officers	100	±0	77	±6	
USAFR	100	±0	62	±4	
Enlisted	100	±0	58	±5	
Officers	100	±0	79	±6	
USCGR	100	±1	52	±4	
Enlisted	100	±1	48	±4	
E1 - E4	100	±1	28	±5	
E5 - E9	99	±1	61	±6	
Officers	100	±1	71	±4	
O1 - O3	100	±1	64	±5	
O4 - O6	100	±0	81	±5	
Females	100	±1	43	±4	
Enlisted	100	±0	39	±5	
Officers	99	±2	59	±6	
Males	100	±1	53	±4	
Enlisted	100	±1	49	±5	
Officers	100	±0	74	±4	

10. Have you served on active duty, not as a member of the Reserve components, for a cumulative 24 months or more?

















































	Percent Responding		Percentages	Max ME	Percentage Reporting Yes
			Yes		
TOTAL DOD	100	±1	46	±1	
ARNG	100	±1	41	±2	
USAR	100	±1	44	±2	
USNR	100	±1	65	±4	
USMCR	100	±1	33	±5	
ANG	100	±1	50	±3	
USAFR	100	±1	62	±3	
Enlisted	100	±1	43	±2	
E1 – E4	100	±1	19	±2	
E1 – E3	100	±1	4	±2	
E4	100	±1	27	±3	
E5 – E9	100	±1	65	±2	
E5 – E7	100	±1	64	±2	
E8 – E9	100	±1	74	±4	
Officers	100	±1	62	±2	
O1 – O3	100	±0	46	±4	
O4 – O6	100	±1	75	±3	
W1 – W5	100	±0	66	±6	
Reserve Unit	100	±1	42	±2	
AGR/FTS/AR	100	±1	78	±3	
IMA	100	±1	87	±4	
Not Activated Past 12 Months	100	±1	45	±2	
Activated Past 12 Months	100	±1	49	±3	
Not Deployed Past 12 Months	100	±1	45	±2	
Deployed Past 12 Months	100	±0	52	±4	
Non-Hispanic White	100	±1	46	±2	
Total Minority	100	±1	46	±2	
Non-Hispanic Black	100	±1	47	±4	
Hispanic	100	±1	44	±3	
FEMALES	100	±1	38	±2	
Enlisted	100	±1	35	±2	
E1 – E4	100	±1	14	±2	
E5 – E9	100	±1	56	±2	
Officers	100	±1	53	±3	
O1 – O3	100	±0	42	±4	
O4 – O6	100	±1	66	±4	
Reserve Unit	100	±1	33	±2	
AGR/FTS/AR	100	±1	72	±4	
IMA	100	±0	83	±5	
Non-Hispanic White	100	±1	39	±2	
Total Minority	100	±1	37	±2	
ARNG	100	±1	27	±3	
Enlisted	100	±1	25	±3	
Officers	100	±0	46	±6	
USAR	100	±1	36	±3	
Enlisted	100	±1	33	±3	
Officers	100	±0	46	±5	

Note. Percent responding are Reserve members who answered the question.

10. Continued	Percent Responding		Percentages	Max ME	Percentage Reporting Yes
			Yes		
USNR	100	±1	58	±5	
Enlisted	100	±1	57	±6	
Officers	100	±0	65	±5	
USMCR	100	±0	53	±7	
Enlisted	100	±0	46	±9	
Officers	100	±0	95	±8	
ANG	100	±1	41	±3	
Enlisted	100	±1	40	±4	
Officers	100	±1	46	±6	
USAFR	100	±1	55	±4	
Enlisted	99	±1	50	±4	
Officers	100	±0	75	±5	
MALES	100	±1	48	±2	
Enlisted	100	±1	45	±2	
E1 - E4	100	±1	20	±3	
E5 - E9	100	±1	67	±2	
Officers	100	±1	64	±3	
O1 - O3	100	±0	48	±5	
O4 - O6	100	±1	77	±3	
Reserve Unit	100	±1	44	±2	
AGR/FTS/AR	100	±1	79	±3	
IMA	99	±1	88	±5	
Non-Hispanic White	100	±1	48	±2	
Total Minority	100	±1	48	±3	
ARNG	100	±0	44	±2	
Enlisted	100	±0	41	±3	
Officers	100	±0	58	±5	
USAR	100	±0	47	±3	
Enlisted	100	±0	44	±3	
Officers	100	±0	58	±5	
USNR	100	±1	66	±4	
Enlisted	100	±1	63	±5	
Officers	100	±0	77	±6	
USMCR	100	±1	32	±5	
Enlisted	100	±1	26	±5	
Officers	100	±0	82	±10	
ANG	100	±0	52	±3	
Enlisted	100	±0	50	±4	
Officers	100	±0	62	±7	
USAFR	100	±1	64	±4	
Enlisted	100	±0	60	±5	
Officers	100	±1	79	±6	
USCGR	100	±0	51	±4	
Enlisted	100	±0	46	±4	
E1 - E4	100	±0	22	±5	
E5 - E9	100	±0	62	±6	
Officers	100	±0	72	±4	
O1 - O3	100	±0	64	±5	
O4 - O6	100	±0	81	±6	
Females	100	±0	56	±4	
Enlisted	100	±0	51	±4	
Officers	100	±0	77	±6	
Males	100	±0	50	±4	
Enlisted	100	±0	46	±5	
Officers	100	±0	71	±4	

11. In your opinion, how does your spouse/significant other view your participation in the National Guard/Reserve?

1. Very unfavorably 2. Somewhat unfavorably 3. Neither favorably nor unfavorably
4. Somewhat favorably 5. Very favorably

	Percent Responding		Percentages					Max ME	Average Favorableness		
			1	2	3	4	5				
TOTAL DOD	78	±1	3	7	10	32	48	±2	4.2	±0.1	
ARNG	78	±2	3	8	9	32	48	±3	4.1	±0.1	
USAR	76	±2	3	8	11	34	43	±3	4.0	±0.1	
USNR	80	±3	3	6	11	32	47	±4	4.1	±0.1	
USMCR	71	±6	6	5	9	34	47	±7	4.1	±0.2	
ANG	82	±3	1	4	9	31	55	±3	4.3	±0.1	
USAFR	80	±3	1	6	9	32	52	±4	4.3	±0.1	
Enlisted	76	±2	3	7	10	32	48	±2	4.1	±0.1	
E1 – E4	68	±2	4	7	11	32	45	±3	4.1	±0.1	
E1 – E3	62	±4	3	7	9	33	47	±5	4.1	±0.1	
E4	71	±3	4	7	12	31	45	±4	4.1	±0.1	
E5 – E9	84	±2	3	7	9	32	50	±2	4.2	±0.1	
E5 – E7	83	±2	3	7	10	32	49	±2	4.2	±0.1	
E8 – E9	90	±2	1	4	6	31	57	±4	4.4	±0.1	
Officers	88	±2	2	8	7	35	48	±3	4.2	±0.1	
O1 – O3	84	±3	3	10	7	37	43	±4	4.1	±0.1	
O4 – O6	91	±2	2	5	7	34	52	±3	4.3	±0.1	
W1 – W5	88	±4	2	6	6	35	50	±6	4.2	±0.2	
Reserve Unit	77	±2	3	7	10	33	46	±2	4.1	±0.1	
AGR/FTS/AR	89	±2	2	5	8	26	59	±3	4.4	±0.1	
IMA	87	±4	1	5	9	28	57	±5	4.4	±0.1	
Not Activated Past 12 Months	77	±2	3	7	9	33	48	±2	4.2	±0.1	
Activated Past 12 Months	80	±3	3	8	10	31	48	±3	4.1	±0.1	
Not Deployed Past 12 Months	78	±2	3	7	10	33	48	±2	4.2	±0.1	
Deployed Past 12 Months	80	±3	3	10	9	32	46	±4	4.1	±0.1	
Non-Hispanic White	79	±2	3	7	9	33	48	±2	4.2	±0.1	
Total Minority	75	±2	3	6	10	32	48	±3	4.2	±0.1	
Non-Hispanic Black	74	±3	2	5	11	30	51	±4	4.2	±0.1	
Hispanic	78	±3	4	7	9	32	48	±4	4.1	±0.1	
FEMALES	71	±2	3	7	12	26	52	±2	4.2	±0.1	
Enlisted	70	±2	3	7	13	26	51	±2	4.1	±0.1	
E1 – E4	68	±3	4	8	15	26	47	±3	4.0	±0.1	
E5 – E9	72	±2	3	6	11	25	55	±3	4.2	±0.1	
Officers	75	±3	2	7	6	25	60	±4	4.3	±0.1	
O1 – O3	74	±4	2	9	8	26	55	±5	4.2	±0.1	
O4 – O6	78	±3	1	5	4	25	64	±4	4.5	±0.1	
Reserve Unit	70	±2	3	8	12	26	51	±2	4.1	±0.1	
AGR/FTS/AR	76	±3	2	4	9	21	63	±4	4.4	±0.1	
IMA	81	±5	1	6	6	20	67	±7	4.5	±0.2	
Non-Hispanic White	73	±2	3	8	10	25	54	±3	4.2	±0.1	
Total Minority	68	±3	3	6	13	27	51	±3	4.2	±0.1	
ARNG	69	±3	3	7	12	24	53	±4	4.2	±0.1	
Enlisted	69	±3	3	7	13	24	52	±4	4.2	±0.1	
Officers	74	±6	3	8	4	23	62	±7	4.3	±0.2	
USAR	69	±3	4	9	14	28	46	±4	4.0	±0.1	
Enlisted	68	±3	5	8	15	28	44	±4	4.0	±0.1	
Officers	73	±5	2	10	8	26	54	±7	4.2	±0.2	

Note. Percent responding are Reserve members who answered the question and who are married or separated (Q7) or have a significant other (Q8).

2012 Workplace and Gender Relations Survey of Reserve Component Members

11. Continued	Percent Responding		Percentages					Max ME	Average Favorableness		
			1	2	3	4	5				
USNR	73	±5	3	9	15	27	46	±6	4.0	±0.2	
Enlisted	73	±6	4	9	16	28	44	±7	4.0	±0.2	
Officers	72	±6	3	8	8	27	55	±6	4.2	±0.2	
USMCR	73	±8	4	10	14	28	45	±10	4.0	±0.3	
Enlisted	72	±9	5	11	16	30	38	±11	3.9	±0.3	
Officers	80	±9	NR	2	5	16	77	±12	4.7	±0.2	
ANG	75	±3	2	5	8	23	61	±4	4.4	±0.1	
Enlisted	75	±4	2	5	9	23	61	±4	4.4	±0.1	
Officers	79	±5	2	3	4	25	65	±6	4.5	±0.2	
USAFR	75	±4	2	5	7	25	60	±4	4.4	±0.1	
Enlisted	74	±4	2	6	8	26	58	±5	4.3	±0.1	
Officers	80	±4	1	3	4	24	69	±6	4.6	±0.1	
MALES	80	±2	3	7	9	34	47	±2	4.2	±0.1	
Enlisted	78	±2	3	7	10	33	47	±2	4.1	±0.1	
E1 - E4	68	±3	4	7	11	34	45	±4	4.1	±0.1	
E5 - E9	86	±2	3	7	9	33	49	±2	4.2	±0.1	
Officers	90	±2	2	8	7	37	46	±3	4.2	±0.1	
O1 - O3	87	±3	3	10	7	39	40	±5	4.0	±0.1	
O4 - O6	93	±2	2	5	8	35	50	±4	4.3	±0.1	
Reserve Unit	78	±2	3	7	9	35	46	±2	4.1	±0.1	
AGR/FTS/AR	92	±2	2	5	7	27	59	±4	4.4	±0.1	
IMA	89	±4	1	4	10	30	54	±7	4.3	±0.2	
Non-Hispanic White	80	±2	3	7	9	34	47	±2	4.2	±0.1	
Total Minority	78	±3	3	7	10	34	47	±3	4.2	±0.1	
ARNG	79	±2	3	8	8	33	47	±3	4.1	±0.1	
Enlisted	78	±3	3	8	9	33	48	±3	4.1	±0.1	
Officers	89	±3	3	9	7	36	45	±5	4.1	±0.1	
USAR	78	±3	3	8	10	36	42	±4	4.1	±0.1	
Enlisted	76	±3	3	8	11	36	42	±4	4.0	±0.1	
Officers	90	±3	3	9	8	35	45	±5	4.1	±0.2	
USNR	83	±4	3	6	11	33	47	±5	4.1	±0.1	
Enlisted	80	±5	4	5	12	31	48	±6	4.1	±0.2	
Officers	92	±4	2	9	7	38	43	±6	4.1	±0.2	
USMCR	71	±6	6	4	9	34	47	±7	4.1	±0.2	
Enlisted	68	±7	7	4	8	34	46	±8	4.1	±0.2	
Officers	93	±3	1	3	9	38	49	±8	4.3	±0.2	
ANG	84	±3	1	4	9	32	54	±4	4.3	±0.1	
Enlisted	82	±3	1	5	9	31	54	±4	4.3	±0.1	
Officers	93	±4	2	3	5	39	51	±7	4.4	±0.2	
USAFR	82	±4	1	6	10	34	50	±5	4.3	±0.1	
Enlisted	79	±5	1	6	10	32	50	±6	4.2	±0.1	
Officers	94	±4	1	5	7	40	48	±7	4.3	±0.2	
USCGR	84	±3	1	5	8	31	55	±4	4.3	±0.1	
Enlisted	83	±3	1	5	8	31	56	±5	4.4	±0.1	
E1 - E4	74	±5	1	3	9	32	55	±6	4.4	±0.1	
E5 - E9	89	±4	1	6	7	30	56	±6	4.3	±0.2	
Officers	92	±2	2	6	7	34	52	±4	4.3	±0.1	
O1 - O3	90	±3	1	7	7	38	46	±5	4.2	±0.1	
O4 - O6	92	±3	2	4	6	31	56	±7	4.3	±0.2	
Females	79	±3	2	6	7	22	62	±5	4.4	±0.1	
Enlisted	78	±4	2	5	8	22	62	±5	4.4	±0.1	
Officers	86	±5	3	9	4	23	61	±7	4.3	±0.2	
Males	85	±3	1	5	8	33	53	±5	4.3	±0.1	
Enlisted	84	±4	1	5	8	32	54	±6	4.4	±0.1	
Officers	93	±2	1	5	8	37	49	±5	4.3	±0.1	

NR: Not reportable

12. In your opinion, how does your family view your participation in the National Guard/Reserve?

- 1. Very unfavorably
- 2. Somewhat unfavorably
- 3. Neither favorably nor unfavorably
- 4. Somewhat favorably
- 5. Very favorably

	Percent Responding		Percentages					Max ME	Average Favorableness		
			1	2	3	4	5				
TOTAL DOD	99	±1	2	4	8	30	56	±2	4.4	±0.1	
ARNG	99	±1	2	4	8	32	54	±2	4.3	±0.1	
USAR	99	±1	2	4	10	31	52	±3	4.3	±0.1	
USNR	100	±1	1	3	10	28	58	±4	4.4	±0.1	
USMCR	100	±0	3	3	7	30	57	±6	4.4	±0.2	
ANG	100	±1	0	3	5	26	66	±3	4.5	±0.1	
USAFR	100	±1	0	3	7	30	60	±4	4.5	±0.1	
Enlisted	99	±1	2	4	8	30	56	±2	4.4	±0.1	
E1 – E4	99	±1	2	3	8	29	57	±3	4.4	±0.1	
E1 – E3	99	±1	2	2	8	27	61	±4	4.4	±0.1	
E4	100	±1	2	4	9	30	55	±3	4.3	±0.1	
E5 – E9	99	±1	1	4	8	31	56	±2	4.4	±0.1	
E5 – E7	99	±1	1	4	9	31	55	±2	4.3	±0.1	
E8 – E9	100	±1	0	4	6	29	61	±4	4.5	±0.1	
Officers	100	±1	1	4	7	33	55	±2	4.4	±0.1	
O1 – O3	100	±1	2	5	7	34	52	±4	4.3	±0.1	
O4 – O6	100	±1	1	4	6	32	58	±3	4.4	±0.1	
W1 – W5	100	±1	0	5	7	33	54	±6	4.4	±0.1	
Reserve Unit	99	±1	2	4	8	31	55	±2	4.3	±0.1	
AGR/FTS/AR	99	±1	1	3	7	26	63	±3	4.5	±0.1	
IMA	100	±1	1	3	7	31	59	±5	4.4	±0.1	
Not Activated Past 12 Months	100	±1	1	4	8	30	56	±2	4.4	±0.1	
Activated Past 12 Months	99	±1	2	4	7	30	57	±3	4.4	±0.1	
Not Deployed Past 12 Months	99	±1	1	4	8	30	56	±2	4.4	±0.1	
Deployed Past 12 Months	100	±1	2	4	7	31	56	±4	4.3	±0.1	
Non-Hispanic White	99	±1	2	4	7	31	56	±2	4.4	±0.1	
Total Minority	99	±1	2	4	9	29	56	±2	4.3	±0.1	
Non-Hispanic Black	99	±1	2	3	9	27	59	±4	4.4	±0.1	
Hispanic	100	±1	1	4	9	31	55	±4	4.3	±0.1	
FEMALES	100	±1	2	5	8	28	57	±2	4.3	±0.1	
Enlisted	100	±1	2	5	8	28	57	±2	4.3	±0.1	
E1 – E4	99	±1	3	5	8	27	57	±3	4.3	±0.1	
E5 – E9	100	±1	2	4	8	29	57	±2	4.3	±0.1	
Officers	100	±1	1	5	6	31	57	±3	4.4	±0.1	
O1 – O3	100	±1	1	7	7	31	54	±4	4.3	±0.1	
O4 – O6	100	±1	1	4	6	31	58	±4	4.4	±0.1	
Reserve Unit	100	±1	2	5	8	29	56	±2	4.3	±0.1	
AGR/FTS/AR	99	±1	2	3	8	25	63	±4	4.4	±0.1	
IMA	100	±1	1	4	6	27	62	±6	4.4	±0.2	
Non-Hispanic White	100	±1	2	5	7	29	57	±2	4.3	±0.1	
Total Minority	100	±1	2	5	9	27	57	±3	4.3	±0.1	
ARNG	100	±1	2	5	8	30	54	±3	4.3	±0.1	
Enlisted	100	±1	2	6	8	30	54	±3	4.3	±0.1	
Officers	100	±0	2	5	5	30	59	±7	4.4	±0.2	
USAR	99	±1	2	6	10	32	50	±3	4.2	±0.1	
Enlisted	99	±1	3	5	10	31	51	±3	4.2	±0.1	
Officers	100	±1	1	8	7	35	49	±5	4.2	±0.1	

Note. Percent responding are Reserve members who answered the question.

2012 Workplace and Gender Relations Survey of Reserve Component Members

12. Continued	Percent Responding		Percentages					Max ME	Average Favorableness		
			1	2	3	4	5				
USNR	99	±1	1	5	8	26	60	±5	4.4	±0.1	
Enlisted	99	±1	1	5	8	24	62	±6	4.4	±0.2	
Officers	99	±1	1	4	7	34	53	±6	4.3	±0.1	
USMCR	100	±0	5	1	8	31	54	±9	4.3	±0.2	
Enlisted	100	±0	6	1	8	33	52	±10	4.2	±0.3	
Officers	100	±0	0	3	9	19	69	±11	4.5	±0.2	
ANG	100	±1	1	2	6	22	68	±3	4.5	±0.1	
Enlisted	100	±1	1	3	6	22	68	±4	4.5	±0.1	
Officers	100	±0	1	2	6	23	68	±5	4.6	±0.1	
USAFR	100	±1	1	3	5	24	67	±4	4.5	±0.1	
Enlisted	100	±1	1	2	5	24	68	±5	4.5	±0.1	
Officers	100	±1	1	4	6	26	64	±5	4.5	±0.1	
MALES	99	±1	1	4	8	31	56	±2	4.4	±0.1	
Enlisted	99	±1	1	3	8	30	56	±2	4.4	±0.1	
E1 - E4	99	±1	2	3	8	30	57	±3	4.4	±0.1	
E5 - E9	99	±1	1	4	8	31	56	±2	4.4	±0.1	
Officers	100	±1	1	4	7	33	55	±3	4.4	±0.1	
O1 - O3	100	±1	2	5	7	35	51	±5	4.3	±0.1	
O4 - O6	100	±1	1	4	6	32	58	±4	4.4	±0.1	
Reserve Unit	99	±1	2	4	8	31	55	±2	4.4	±0.1	
AGR/FTS/AR	100	±1	1	3	7	26	63	±4	4.5	±0.1	
IMA	100	±0	1	2	7	32	58	±6	4.4	±0.1	
Non-Hispanic White	99	±1	1	4	8	31	56	±2	4.4	±0.1	
Total Minority	99	±1	1	4	9	30	56	±3	4.3	±0.1	
ARNG	99	±1	1	4	8	32	54	±3	4.3	±0.1	
Enlisted	99	±1	1	4	8	32	54	±3	4.3	±0.1	
Officers	100	±1	1	5	6	34	54	±5	4.3	±0.1	
USAR	99	±1	2	4	10	31	53	±3	4.3	±0.1	
Enlisted	99	±1	3	4	10	30	53	±4	4.3	±0.1	
Officers	100	±0	1	5	8	32	53	±5	4.3	±0.1	
USNR	100	±1	1	3	10	28	57	±5	4.4	±0.1	
Enlisted	100	±1	1	3	11	26	59	±6	4.4	±0.1	
Officers	100	±1	1	3	8	36	52	±6	4.4	±0.1	
USMCR	100	±0	3	3	7	30	58	±7	4.4	±0.2	
Enlisted	100	±0	3	3	8	29	58	±7	4.4	±0.2	
Officers	100	±0	1	1	6	34	57	±8	4.5	±0.1	
ANG	100	±1	0	3	5	27	65	±3	4.5	±0.1	
Enlisted	100	±1	0	2	5	26	66	±4	4.6	±0.1	
Officers	100	±0	1	3	6	32	58	±7	4.4	±0.1	
USAFR	100	±1	0	3	7	32	58	±4	4.5	±0.1	
Enlisted	100	±1	0	2	7	32	58	±5	4.5	±0.1	
Officers	100	±0	0	3	6	33	57	±7	4.4	±0.1	
USCGR	100	±1	1	2	5	23	69	±4	4.6	±0.1	
Enlisted	100	±1	1	2	5	21	71	±4	4.6	±0.1	
E1 - E4	100	±0	2	1	5	19	73	±5	4.6	±0.1	
E5 - E9	100	±1	1	3	5	22	69	±6	4.6	±0.1	
Officers	100	±1	0	3	5	32	61	±4	4.5	±0.1	
O1 - O3	100	±1	0	2	5	32	61	±5	4.5	±0.1	
O4 - O6	100	±0	0	2	4	33	60	±7	4.5	±0.1	
Females	100	±1	2	2	5	21	70	±4	4.6	±0.1	
Enlisted	100	±0	2	2	6	19	72	±5	4.6	±0.1	
Officers	99	±2	1	4	4	27	65	±6	4.5	±0.1	
Males	100	±1	1	2	5	23	69	±4	4.6	±0.1	
Enlisted	100	±1	1	2	5	22	70	±5	4.6	±0.1	
Officers	100	±0	0	2	5	33	60	±5	4.5	±0.1	

13. How many years have you spent in military service?

1. 5 years or less
4. 12-16 years

2. 6-8 years
5. 17-19 years

3. 9-11 years
6. 20 years or more

	Percent Responding		Percentages						Max ME	Average Years of Service		
			1	2	3	4	5	6				
TOTAL DOD	100	±1	35	11	10	15	7	21	±1	11.4	±0.2	
ARNG	100	±0	39	11	10	15	7	18	±2	10.6	±0.3	
USAR	100	±1	37	12	10	13	6	22	±2	11.3	±0.3	
USNR	100	±0	24	11	13	24	11	18	±3	12.1	±0.4	
USMCR	100	±0	64	14	6	7	3	6	±4	6.2	±0.4	
ANG	100	±0	23	8	12	18	9	31	±2	14.3	±0.4	
USAFR	100	±0	23	10	12	16	8	30	±3	13.8	±0.4	
Enlisted	100	±1	40	11	11	15	7	17	±1	10.4	±0.2	
E1 – E4	100	±1	77	12	5	4	1	1	±2	4.1	±0.2	
E1 – E3	100	±0	97	1	1	0	0	0	±2	1.8	±0.2	
E4	100	±1	65	18	8	6	1	1	±3	5.4	±0.3	
E5 – E9	100	±0	6	11	15	24	12	31	±2	16.0	±0.3	
E5 – E7	100	±0	7	13	17	26	13	25	±2	14.8	±0.3	
E8 – E9	100	±0	0	0	0	3	7	89	±3	26.0	±0.4	
Officers	100	±0	12	8	10	19	10	42	±2	16.9	±0.3	
O1 – O3	100	±0	25	17	17	22	9	11	±3	10.6	±0.5	
O4 – O6	100	±0	1	1	4	17	11	67	±3	21.7	±0.4	
W1 – W5	100	±0	3	2	5	18	11	62	±7	22.2	±1.1	
Reserve Unit	100	±1	39	12	10	15	7	18	±1	10.6	±0.2	
AGR/FTS/AR	100	±0	5	6	10	22	12	45	±3	18.1	±0.5	
IMA	100	±0	2	7	7	22	11	51	±5	19.0	±0.7	
Not Activated Past 12 Months	100	±1	35	11	10	15	7	21	±2	11.4	±0.2	
Activated Past 12 Months	100	±0	34	12	10	16	7	20	±3	11.5	±0.4	
Not Deployed Past 12 Months	100	±1	37	10	10	15	7	21	±1	11.2	±0.2	
Deployed Past 12 Months	100	±0	27	14	11	19	8	21	±4	12.5	±0.5	
Non-Hispanic White	100	±0	34	11	11	15	7	22	±2	11.7	±0.2	
Total Minority	100	±1	38	10	10	16	7	19	±2	10.8	±0.3	
Non-Hispanic Black	100	±1	33	8	8	17	9	25	±4	12.4	±0.6	
Hispanic	100	±0	43	11	10	14	5	16	±4	9.8	±0.5	
FEMALES	100	±1	40	12	12	15	6	15	±2	10.0	±0.2	
Enlisted	100	±1	45	12	12	14	5	12	±2	9.1	±0.2	
E1 – E4	100	±1	80	12	4	3	0	0	±3	3.7	±0.2	
E5 – E9	100	±0	9	12	19	25	10	24	±2	14.6	±0.3	
Officers	100	±0	15	10	12	21	11	32	±3	15.0	±0.4	
O1 – O3	100	±0	27	18	18	22	9	7	±4	9.8	±0.5	
O4 – O6	100	±0	1	1	6	19	13	60	±4	20.5	±0.5	
Reserve Unit	100	±1	45	12	12	14	5	12	±2	9.1	±0.2	
AGR/FTS/AR	100	±0	8	8	11	22	12	39	±4	16.8	±0.6	
IMA	100	±0	3	9	11	30	12	35	±6	16.8	±0.8	
Non-Hispanic White	100	±0	38	12	12	15	7	16	±2	10.4	±0.3	
Total Minority	100	±1	42	12	11	15	5	15	±2	9.7	±0.3	
ARNG	100	±0	51	11	10	13	4	11	±2	8.4	±0.3	
Enlisted	100	±0	56	11	9	11	4	9	±3	7.6	±0.3	
Officers	100	±0	12	11	14	23	11	30	±6	15.0	±0.8	
USAR	100	±1	41	14	10	14	5	16	±3	9.9	±0.3	
Enlisted	100	±1	45	15	10	13	4	13	±3	9.0	±0.3	
Officers	100	±0	23	10	11	17	9	30	±5	13.8	±0.7	

Note. Percent responding are Reserve members who answered the question.

2012 Workplace and Gender Relations Survey of Reserve Component Members

13. Continued	Percent Responding		Percentages						Max ME	Average Years of Service		
			1	2	3	4	5	6				
USNR	100	±0	27	10	16	24	11	12	±4	11.1	±0.4	
Enlisted	100	±0	31	11	17	24	10	8	±5	10.2	±0.5	
Officers	100	±0	14	8	12	22	12	32	±6	14.9	±0.7	
USMCR	100	±0	51	15	11	13	5	6	±7	7.6	±0.5	
Enlisted	100	±0	58	16	11	9	2	3	±8	6.4	±0.5	
Officers	100	±0	11	6	12	31	21	19	±11	14.6	±1.3	
ANG	100	±0	26	10	15	18	9	22	±3	12.5	±0.4	
Enlisted	100	±0	29	11	15	17	9	19	±3	11.8	±0.4	
Officers	100	±0	7	8	10	24	14	37	±5	16.8	±0.8	
USAFR	100	±0	28	12	13	18	7	21	±3	12.0	±0.4	
Enlisted	100	±0	34	13	14	17	6	17	±4	10.8	±0.5	
Officers	100	±0	7	9	12	24	11	37	±5	16.4	±0.6	
MALES	100	±0	34	11	10	15	7	22	±2	11.7	±0.2	
Enlisted	100	±0	39	11	10	15	7	18	±2	10.7	±0.2	
E1 - E4	100	±0	76	12	6	4	1	1	±3	4.2	±0.2	
E5 - E9	100	±0	6	11	14	24	12	33	±2	16.3	±0.3	
Officers	100	±0	11	7	9	19	10	44	±3	17.3	±0.4	
O1 - O3	100	±0	24	16	17	22	9	12	±4	10.8	±0.6	
O4 - O6	100	±0	1	1	3	17	10	68	±4	21.9	±0.4	
Reserve Unit	100	±0	38	11	10	15	7	19	±2	10.9	±0.2	
AGR/FTS/AR	100	±0	5	5	10	22	12	47	±4	18.4	±0.6	
IMA	100	±0	2	6	6	20	10	56	±6	19.7	±0.9	
Non-Hispanic White	100	±0	33	11	11	15	8	23	±2	12.0	±0.3	
Total Minority	100	±0	37	10	9	17	7	20	±3	11.1	±0.4	
ARNG	100	±0	37	11	10	16	8	19	±2	11.0	±0.3	
Enlisted	100	±0	41	11	10	15	7	16	±2	10.1	±0.3	
Officers	100	±0	13	9	10	19	10	38	±4	16.4	±0.7	
USAR	100	±0	36	12	10	13	6	24	±3	11.7	±0.4	
Enlisted	100	±0	41	13	11	12	5	19	±3	10.4	±0.4	
Officers	100	±0	13	7	6	17	9	48	±5	17.7	±0.7	
USNR	100	±0	23	11	12	24	11	20	±4	12.4	±0.5	
Enlisted	100	±0	28	12	12	25	10	12	±5	10.9	±0.5	
Officers	100	±0	8	5	12	19	11	44	±6	17.3	±0.8	
USMCR	100	±0	64	14	6	6	3	6	±4	6.2	±0.4	
Enlisted	100	±0	70	15	5	5	2	2	±5	5.0	±0.4	
Officers	100	±0	11	6	9	22	12	41	±9	16.8	±1.4	
ANG	100	±0	22	7	11	18	8	33	±3	14.7	±0.4	
Enlisted	100	±0	25	8	12	18	8	30	±3	14.1	±0.5	
Officers	100	±0	5	6	9	20	9	50	±6	18.8	±0.9	
USAFR	100	±0	21	10	12	15	9	33	±4	14.4	±0.5	
Enlisted	100	±0	25	11	13	13	9	28	±4	13.4	±0.6	
Officers	100	±0	6	5	8	21	8	52	±6	18.6	±0.8	
USCGR	100	±0	29	16	13	18	6	19	±3	11.2	±0.4	
Enlisted	100	±0	34	17	13	16	5	16	±4	10.1	±0.5	
E1 - E4	100	±0	74	11	10	5	0	0	±5	4.1	±0.4	
E5 - E9	100	±0	8	21	15	24	8	26	±6	14.0	±0.8	
Officers	100	±0	6	8	12	26	12	36	±4	16.8	±0.5	
O1 - O3	100	±0	11	16	22	32	8	12	±5	12.1	±0.6	
O4 - O6	100	±0	0	1	3	24	19	53	±6	20.8	±0.8	
Females	100	±0	29	15	18	18	5	14	±3	10.3	±0.4	
Enlisted	100	±0	36	16	17	17	2	11	±4	9.1	±0.5	
Officers	100	±0	4	12	20	25	17	22	±6	14.6	±0.6	
Males	100	±0	29	16	12	18	6	20	±4	11.4	±0.5	
Enlisted	100	±0	33	17	12	16	5	16	±5	10.2	±0.6	
Officers	100	±0	6	7	10	26	11	40	±4	17.4	±0.6	

14. Suppose that you have to decide whether to continue to participate in the National Guard/Reserve. Assuming you could stay, how likely is it you would choose to do so?

1. Very unlikely
 2. Unlikely
 3. Neither likely nor unlikely
 4. Likely
 5. Very likely

	Percent Responding		Percentages					Max ME	Average Likelihood		
			1	2	3	4	5				
TOTAL DOD	100	±1	5	6	10	26	53	±2	4.1	±0.1	
ARNG	100	±1	6	7	10	26	51	±2	4.1	±0.1	
USAR	100	±1	7	7	10	25	51	±3	4.1	±0.1	
USNR	100	±1	2	5	9	22	61	±4	4.4	±0.1	
USMCR	100	±0	9	12	12	27	42	±6	3.8	±0.2	
ANG	100	±1	3	5	7	25	61	±3	4.4	±0.1	
USAFR	100	±1	3	6	7	29	55	±4	4.3	±0.1	
Enlisted	100	±1	5	7	10	25	52	±2	4.1	±0.1	
E1 – E4	100	±1	7	8	15	28	42	±3	3.9	±0.1	
E1 – E3	100	±0	6	7	16	31	40	±4	3.9	±0.1	
E4	100	±1	8	9	14	26	43	±3	3.9	±0.1	
E5 – E9	100	±1	4	6	6	23	61	±2	4.3	±0.1	
E5 – E7	100	±1	4	6	7	24	60	±2	4.3	±0.1	
E8 – E9	100	±1	3	5	3	20	69	±4	4.5	±0.1	
Officers	100	±1	4	4	6	28	59	±2	4.3	±0.1	
O1 – O3	100	±1	5	4	8	29	53	±4	4.2	±0.1	
O4 – O6	100	±1	3	3	4	27	63	±3	4.4	±0.1	
W1 – W5	100	±0	1	4	6	26	62	±6	4.4	±0.1	
Reserve Unit	100	±1	5	7	10	26	51	±2	4.1	±0.1	
AGR/FTS/AR	100	±1	4	4	5	20	68	±3	4.4	±0.1	
IMA	100	±0	2	5	4	25	63	±5	4.4	±0.1	
Not Activated Past 12 Months	100	±1	5	6	10	26	52	±2	4.1	±0.1	
Activated Past 12 Months	100	±1	5	6	10	24	55	±3	4.2	±0.1	
Not Deployed Past 12 Months	100	±1	5	6	10	26	53	±2	4.2	±0.1	
Deployed Past 12 Months	100	±1	5	7	10	25	53	±4	4.1	±0.1	
Non-Hispanic White	100	±1	6	7	10	26	52	±2	4.1	±0.1	
Total Minority	100	±1	4	6	9	26	55	±2	4.2	±0.1	
Non-Hispanic Black	100	±1	4	6	9	24	58	±4	4.2	±0.1	
Hispanic	100	±1	4	5	10	25	56	±4	4.2	±0.1	
FEMALES	100	±1	6	8	10	25	51	±2	4.1	±0.1	
Enlisted	100	±1	7	8	10	25	50	±2	4.0	±0.1	
E1 – E4	100	±1	9	10	14	27	41	±3	3.8	±0.1	
E5 – E9	100	±1	5	7	6	22	59	±2	4.2	±0.1	
Officers	100	±1	4	5	6	25	60	±3	4.3	±0.1	
O1 – O3	100	±0	5	6	8	25	58	±4	4.3	±0.1	
O4 – O6	100	±1	3	5	5	25	62	±4	4.4	±0.1	
Reserve Unit	100	±1	7	8	10	25	50	±2	4.0	±0.1	
AGR/FTS/AR	100	±1	5	6	4	20	65	±4	4.3	±0.1	
IMA	100	±0	3	7	4	22	63	±6	4.3	±0.2	
Non-Hispanic White	100	±1	6	9	9	23	52	±2	4.1	±0.1	
Total Minority	100	±1	6	7	10	26	50	±3	4.1	±0.1	
ARNG	100	±1	7	9	11	26	47	±3	4.0	±0.1	
Enlisted	100	±0	7	9	12	26	46	±3	3.9	±0.1	
Officers	100	±1	4	4	5	25	62	±6	4.4	±0.2	
USAR	100	±1	8	10	10	24	48	±3	3.9	±0.1	
Enlisted	100	±1	9	10	10	24	47	±3	3.9	±0.1	
Officers	100	±0	5	8	7	27	53	±5	4.1	±0.2	

Note. Percent responding are Reserve members who answered the question.

2012 Workplace and Gender Relations Survey of Reserve Component Members

14. Continued	Percent Responding		Percentages					Max ME	Average Likelihood		
			1	2	3	4	5				
USNR	100	±1	5	6	8	22	59	±5	4.3	±0.2	
Enlisted	100	±1	5	6	8	22	59	±6	4.2	±0.2	
Officers	100	±0	3	7	6	24	60	±6	4.3	±0.2	
USMCR	100	±0	10	13	14	27	37	±8	3.7	±0.3	
Enlisted	100	±0	12	14	16	27	32	±10	3.5	±0.3	
Officers	100	±0	0	7	2	27	64	±11	4.5	±0.2	
ANG	100	±1	3	5	9	22	61	±4	4.3	±0.1	
Enlisted	100	±1	3	5	10	22	60	±4	4.3	±0.1	
Officers	100	±1	2	2	6	21	68	±5	4.5	±0.1	
USAFR	100	±1	3	7	6	27	57	±4	4.3	±0.1	
Enlisted	100	±0	4	8	6	28	55	±5	4.2	±0.1	
Officers	100	±1	2	3	5	24	66	±5	4.5	±0.1	
MALES	100	±1	5	6	10	26	53	±2	4.2	±0.1	
Enlisted	100	±1	5	6	10	26	52	±2	4.1	±0.1	
E1 - E4	100	±0	7	8	15	28	42	±3	3.9	±0.1	
E5 - E9	100	±1	4	5	7	23	61	±2	4.3	±0.1	
Officers	100	±1	4	4	6	29	58	±3	4.3	±0.1	
O1 - O3	100	±1	5	4	8	30	52	±5	4.2	±0.1	
O4 - O6	100	±0	3	3	3	28	63	±4	4.4	±0.1	
Reserve Unit	100	±1	5	6	10	27	52	±2	4.1	±0.1	
AGR/FTS/AR	100	±0	3	4	5	20	69	±4	4.5	±0.1	
IMA	100	±0	1	5	4	26	64	±6	4.5	±0.2	
Non-Hispanic White	100	±1	5	6	10	26	52	±2	4.1	±0.1	
Total Minority	100	±0	4	5	9	26	56	±3	4.2	±0.1	
ARNG	100	±1	5	6	10	27	52	±3	4.1	±0.1	
Enlisted	100	±1	5	7	11	26	51	±3	4.1	±0.1	
Officers	100	±0	4	3	6	31	55	±5	4.3	±0.1	
USAR	100	±1	7	6	11	26	52	±3	4.1	±0.1	
Enlisted	100	±1	7	6	11	25	51	±4	4.1	±0.1	
Officers	100	±0	5	4	7	28	56	±5	4.3	±0.2	
USNR	100	±1	1	5	9	22	62	±5	4.4	±0.1	
Enlisted	100	±0	1	5	11	20	63	±6	4.4	±0.2	
Officers	100	±1	1	5	5	29	60	±6	4.4	±0.2	
USMCR	100	±0	8	12	12	27	42	±6	3.8	±0.2	
Enlisted	100	±0	9	12	13	26	39	±7	3.7	±0.2	
Officers	100	±0	1	4	3	31	62	±8	4.5	±0.1	
ANG	100	±0	3	5	6	25	61	±3	4.4	±0.1	
Enlisted	100	±0	3	5	6	26	60	±4	4.3	±0.1	
Officers	100	±0	2	1	3	23	70	±6	4.6	±0.1	
USAFR	100	±0	3	5	8	29	55	±5	4.3	±0.1	
Enlisted	100	±0	3	5	8	30	54	±5	4.3	±0.1	
Officers	100	±0	4	5	7	26	58	±7	4.3	±0.2	
USCGR	100	±1	3	4	6	26	61	±4	4.4	±0.1	
Enlisted	100	±1	3	4	6	26	61	±4	4.4	±0.1	
E1 - E4	100	±0	5	8	9	30	48	±6	4.1	±0.2	
E5 - E9	100	±1	1	2	4	24	69	±6	4.6	±0.1	
Officers	100	±0	3	2	6	25	64	±4	4.5	±0.1	
O1 - O3	100	±0	1	2	7	28	62	±5	4.5	±0.1	
O4 - O6	100	±0	5	3	4	19	68	±6	4.4	±0.2	
Females	100	±1	4	7	5	26	58	±4	4.3	±0.1	
Enlisted	100	±1	4	7	5	26	57	±5	4.2	±0.1	
Officers	100	±0	4	4	4	25	63	±6	4.4	±0.2	
Males	100	±0	3	3	6	26	62	±4	4.4	±0.1	
Enlisted	100	±0	3	3	6	26	61	±5	4.4	±0.1	
Officers	100	±0	2	2	7	24	65	±4	4.5	±0.1	

15. Taking all things into consideration, how satisfied are you, in general, with each of the following aspects of being in the National Guard/Reserve?

a. Your total compensation (i.e., base pay, allowances, and bonuses)

1. Very dissatisfied
4. Satisfied

2. Dissatisfied
5. Very satisfied

3. Neither satisfied nor dissatisfied

	Percent Responding		Percentages					Max ME	Average Satisfaction		
			1	2	3	4	5				
TOTAL DOD	100	±1	3	10	15	50	22	±2	3.8	±0.1	
ARNG	100	±1	4	11	15	50	20	±2	3.7	±0.1	
USAR	100	±1	3	10	17	50	20	±3	3.7	±0.1	
USNR	99	±1	3	7	15	51	25	±4	3.9	±0.1	
USMCR	100	±1	6	14	26	39	15	±6	3.4	±0.2	
ANG	100	±1	2	6	11	52	29	±3	4.0	±0.1	
USAFR	100	±1	3	8	10	55	24	±4	3.9	±0.1	
Enlisted	100	±1	4	11	16	50	19	±2	3.7	±0.1	
E1 – E4	100	±1	5	13	21	47	15	±3	3.6	±0.1	
E1 – E3	100	±1	5	13	22	45	16	±4	3.5	±0.1	
E4	100	±1	4	13	20	48	14	±3	3.6	±0.1	
E5 – E9	100	±1	3	9	13	53	23	±2	3.9	±0.1	
E5 – E7	100	±1	3	9	13	54	21	±2	3.8	±0.1	
E8 – E9	99	±1	1	5	6	48	40	±4	4.2	±0.1	
Officers	100	±1	2	5	8	51	35	±3	4.1	±0.1	
O1 – O3	100	±1	2	7	9	54	28	±4	4.0	±0.1	
O4 – O6	100	±1	2	3	6	47	42	±3	4.3	±0.1	
W1 – W5	100	±1	1	7	8	56	28	±6	4.0	±0.1	
Reserve Unit	100	±1	3	10	16	51	20	±2	3.7	±0.1	
AGR/FTS/AR	99	±1	1	4	8	48	39	±3	4.2	±0.1	
IMA	100	±1	0	5	7	52	36	±5	4.2	±0.1	
Not Activated Past 12 Months	100	±1	3	10	15	50	21	±2	3.8	±0.1	
Activated Past 12 Months	100	±1	3	10	14	51	22	±3	3.8	±0.1	
Not Deployed Past 12 Months	100	±1	3	10	15	50	22	±2	3.8	±0.1	
Deployed Past 12 Months	100	±1	4	10	13	53	21	±4	3.8	±0.1	
Non-Hispanic White	100	±1	3	9	14	53	21	±2	3.8	±0.1	
Total Minority	99	±1	4	11	17	46	22	±2	3.7	±0.1	
Non-Hispanic Black	99	±1	4	11	16	45	24	±4	3.7	±0.1	
Hispanic	100	±1	4	12	15	47	23	±4	3.7	±0.1	
FEMALES	100	±1	2	10	14	51	23	±2	3.8	±0.1	
Enlisted	100	±1	2	10	15	52	20	±2	3.8	±0.1	
E1 – E4	100	±1	3	13	19	50	15	±3	3.6	±0.1	
E5 – E9	100	±1	2	8	11	54	25	±2	3.9	±0.1	
Officers	99	±1	1	5	9	47	38	±3	4.2	±0.1	
O1 – O3	100	±1	1	7	11	51	30	±4	4.0	±0.1	
O4 – O6	99	±1	1	3	7	42	48	±4	4.3	±0.1	
Reserve Unit	100	±1	2	10	15	52	20	±2	3.8	±0.1	
AGR/FTS/AR	99	±1	1	5	6	46	42	±4	4.2	±0.1	
IMA	100	±1	0	4	6	52	38	±6	4.2	±0.1	
Non-Hispanic White	100	±1	2	9	13	53	24	±2	3.9	±0.1	
Total Minority	99	±1	3	11	16	50	21	±3	3.7	±0.1	
ARNG	100	±1	2	11	15	51	21	±3	3.8	±0.1	
Enlisted	100	±1	2	11	16	52	19	±3	3.7	±0.1	
Officers	99	±2	0	8	9	44	40	±6	4.2	±0.2	
USAR	100	±1	3	11	16	51	18	±3	3.7	±0.1	
Enlisted	100	±1	3	12	18	52	15	±3	3.6	±0.1	
Officers	100	±1	2	6	11	49	32	±5	4.0	±0.1	

Note. Percent responding are Reserve members who answered the question.

2012 Workplace and Gender Relations Survey of Reserve Component Members

15a. Continued	Percent Responding		Percentages					Max ME	Average Satisfaction		
			1	2	3	4	5				
USNR	100	±1	2	8	12	52	27	±5	3.9	±0.1	
Enlisted	99	±2	2	9	12	53	23	±6	3.9	±0.2	
Officers	100	±1	1	3	10	45	41	±6	4.2	±0.1	
USMCR	100	±1	4	6	23	45	21	±8	3.7	±0.2	
Enlisted	100	±1	5	7	26	45	17	±10	3.6	±0.2	
Officers	100	±0	0	3	6	49	41	±11	4.3	±0.2	
ANG	100	±1	1	6	10	53	31	±4	4.1	±0.1	
Enlisted	100	±1	1	6	11	53	29	±4	4.0	±0.1	
Officers	100	±1	1	3	5	49	42	±6	4.3	±0.1	
USAFR	99	±1	2	9	11	53	26	±4	3.9	±0.1	
Enlisted	99	±1	2	10	12	54	21	±5	3.8	±0.1	
Officers	99	±1	0	3	7	46	44	±5	4.3	±0.1	
MALES	100	±1	3	10	15	50	21	±2	3.8	±0.1	
Enlisted	100	±1	4	11	17	50	19	±2	3.7	±0.1	
E1 - E4	100	±1	5	13	21	46	15	±3	3.5	±0.1	
E5 - E9	100	±1	3	9	13	53	23	±2	3.8	±0.1	
Officers	100	±1	2	5	7	52	34	±3	4.1	±0.1	
O1 - O3	100	±1	2	7	8	55	27	±5	4.0	±0.1	
O4 - O6	100	±1	2	3	6	48	41	±4	4.2	±0.1	
Reserve Unit	100	±1	4	10	16	50	19	±2	3.7	±0.1	
AGR/FTS/AR	99	±1	2	4	8	48	38	±4	4.2	±0.1	
IMA	100	±1	0	5	7	51	36	±6	4.2	±0.1	
Non-Hispanic White	100	±1	3	9	15	53	21	±2	3.8	±0.1	
Total Minority	99	±1	5	11	17	45	23	±3	3.7	±0.1	
ARNG	100	±1	4	11	15	50	19	±3	3.7	±0.1	
Enlisted	100	±1	4	12	17	50	17	±3	3.6	±0.1	
Officers	100	±1	2	6	6	53	33	±5	4.1	±0.1	
USAR	100	±1	3	9	17	50	21	±3	3.8	±0.1	
Enlisted	99	±1	4	10	19	49	18	±4	3.7	±0.1	
Officers	100	±1	2	5	8	52	33	±5	4.1	±0.1	
USNR	99	±1	3	6	16	51	25	±5	3.9	±0.1	
Enlisted	99	±2	3	7	17	51	21	±6	3.8	±0.2	
Officers	100	±0	1	3	10	50	36	±6	4.2	±0.1	
USMCR	100	±1	6	15	26	39	14	±7	3.4	±0.2	
Enlisted	100	±0	7	16	27	38	12	±7	3.3	±0.2	
Officers	100	±1	1	6	12	45	35	±8	4.1	±0.2	
ANG	100	±1	2	6	12	51	29	±3	4.0	±0.1	
Enlisted	100	±0	2	6	12	51	28	±4	4.0	±0.1	
Officers	99	±1	2	5	7	52	35	±7	4.1	±0.2	
USAFR	100	±1	3	8	10	56	24	±5	3.9	±0.1	
Enlisted	100	±1	3	9	10	56	22	±5	3.8	±0.1	
Officers	100	±1	2	5	7	53	33	±7	4.1	±0.2	
USCGR	100	±1	1	5	13	56	24	±4	4.0	±0.1	
Enlisted	100	±1	1	6	14	57	22	±4	3.9	±0.1	
E1 - E4	100	±0	3	5	14	62	16	±5	3.8	±0.1	
E5 - E9	100	±1	0	6	14	54	26	±6	4.0	±0.1	
Officers	100	±1	1	3	7	51	38	±4	4.2	±0.1	
O1 - O3	100	±1	1	3	7	56	33	±5	4.2	±0.1	
O4 - O6	100	±0	0	3	6	47	44	±7	4.3	±0.1	
Females	100	±1	0	5	12	52	31	±4	4.1	±0.1	
Enlisted	100	±1	0	6	14	53	27	±5	4.0	±0.1	
Officers	100	±0	1	2	5	48	44	±6	4.3	±0.1	
Males	100	±1	2	5	13	57	23	±4	4.0	±0.1	
Enlisted	100	±0	2	6	14	58	21	±5	3.9	±0.1	
Officers	100	±1	1	3	8	51	37	±5	4.2	±0.1	

15. Taking all things into consideration, how satisfied are you, in general, with each of the following aspects of being in the National Guard/Reserve?

b. The type of work you do in your military job

1. Very dissatisfied
4. Satisfied

2. Dissatisfied
5. Very satisfied

3. Neither satisfied nor dissatisfied

	Percent Responding		Percentages					Max ME	Average Satisfaction		
			1	2	3	4	5				
TOTAL DOD	99	±1	3	7	13	45	33	±2	4.0	±0.1	
ARNG	99	±1	3	6	12	45	34	±2	4.0	±0.1	
USAR	99	±1	3	8	15	45	29	±3	3.9	±0.1	
USNR	99	±1	4	7	10	45	33	±4	4.0	±0.1	
USMCR	100	±1	4	9	18	43	27	±6	3.8	±0.2	
ANG	99	±1	1	5	10	46	39	±3	4.2	±0.1	
USAFR	98	±1	2	7	12	47	33	±4	4.0	±0.1	
Enlisted	99	±1	3	7	13	45	31	±2	4.0	±0.1	
E1 – E4	99	±1	4	9	16	43	29	±3	3.8	±0.1	
E1 – E3	99	±1	2	7	16	44	31	±4	3.9	±0.1	
E4	99	±1	5	9	16	42	28	±3	3.8	±0.1	
E5 – E9	99	±1	2	6	11	48	34	±2	4.1	±0.1	
E5 – E7	99	±1	2	6	11	48	32	±2	4.0	±0.1	
E8 – E9	99	±1	1	3	5	42	50	±4	4.4	±0.1	
Officers	99	±1	1	5	9	46	39	±3	4.2	±0.1	
O1 – O3	99	±1	2	6	12	48	32	±4	4.0	±0.1	
O4 – O6	99	±1	1	4	7	45	43	±3	4.3	±0.1	
W1 – W5	99	±1	0	3	6	46	45	±6	4.3	±0.1	
Reserve Unit	99	±1	3	7	13	45	32	±2	4.0	±0.1	
AGR/FTS/AR	99	±1	2	4	8	45	40	±3	4.2	±0.1	
IMA	99	±1	1	4	9	44	42	±5	4.2	±0.1	
Not Activated Past 12 Months	99	±1	3	7	13	45	32	±2	4.0	±0.1	
Activated Past 12 Months	99	±1	2	7	11	46	34	±3	4.0	±0.1	
Not Deployed Past 12 Months	99	±1	3	7	13	45	32	±2	4.0	±0.1	
Deployed Past 12 Months	99	±1	3	5	11	46	34	±4	4.0	±0.1	
Non-Hispanic White	99	±1	2	7	12	46	32	±2	4.0	±0.1	
Total Minority	99	±1	3	7	13	44	33	±2	4.0	±0.1	
Non-Hispanic Black	99	±1	2	7	12	45	34	±4	4.0	±0.1	
Hispanic	99	±1	3	6	13	43	35	±4	4.0	±0.1	
FEMALES	99	±1	3	8	13	45	31	±2	3.9	±0.1	
Enlisted	99	±1	3	8	14	44	30	±2	3.9	±0.1	
E1 – E4	99	±1	4	10	18	42	26	±3	3.8	±0.1	
E5 – E9	99	±1	2	7	11	47	34	±2	4.0	±0.1	
Officers	100	±1	2	6	10	45	38	±3	4.1	±0.1	
O1 – O3	100	±1	2	7	12	47	32	±4	4.0	±0.1	
O4 – O6	100	±1	1	5	7	42	45	±4	4.2	±0.1	
Reserve Unit	99	±1	3	9	14	44	30	±2	3.9	±0.1	
AGR/FTS/AR	99	±1	1	4	9	45	40	±4	4.2	±0.1	
IMA	99	±2	2	8	9	45	37	±6	4.1	±0.2	
Non-Hispanic White	99	±1	2	8	12	45	32	±2	4.0	±0.1	
Total Minority	99	±1	3	8	15	44	31	±3	3.9	±0.1	
ARNG	99	±1	3	8	14	44	31	±3	3.9	±0.1	
Enlisted	99	±1	3	8	14	44	30	±3	3.9	±0.1	
Officers	100	±1	1	5	9	46	39	±7	4.2	±0.2	
USAR	99	±1	4	8	14	45	28	±3	3.9	±0.1	
Enlisted	99	±1	4	8	15	45	27	±3	3.8	±0.1	
Officers	100	±1	2	7	12	46	34	±6	4.0	±0.1	

Note. Percent responding are Reserve members who answered the question.

2012 Workplace and Gender Relations Survey of Reserve Component Members

15b. Continued	Percent Responding		Percentages					Max ME	Average Satisfaction		
			1	2	3	4	5				
USNR	99	±1	2	10	12	43	33	±5	4.0	±0.1	
Enlisted	99	±1	2	10	12	44	32	±6	3.9	±0.2	
Officers	100	±1	1	7	12	42	38	±6	4.1	±0.1	
USMCR	98	±3	4	10	19	42	25	±8	3.7	±0.2	
Enlisted	97	±4	5	10	21	41	24	±10	3.7	±0.3	
Officers	100	±0	2	9	8	50	30	±11	4.0	±0.3	
ANG	99	±1	2	6	13	42	37	±4	4.1	±0.1	
Enlisted	99	±1	2	6	14	42	36	±4	4.1	±0.1	
Officers	99	±1	1	3	7	44	44	±6	4.3	±0.1	
USAFR	98	±2	2	9	12	46	31	±4	4.0	±0.1	
Enlisted	97	±2	1	10	13	47	29	±5	3.9	±0.1	
Officers	99	±1	2	7	7	43	42	±6	4.2	±0.1	
MALES	99	±1	3	7	12	46	33	±2	4.0	±0.1	
Enlisted	99	±1	3	7	13	45	32	±2	4.0	±0.1	
E1 - E4	99	±1	4	8	15	43	29	±3	3.8	±0.1	
E5 - E9	99	±1	2	6	11	48	34	±2	4.1	±0.1	
Officers	99	±1	1	4	9	46	39	±3	4.2	±0.1	
O1 - O3	99	±1	1	6	13	48	32	±5	4.0	±0.1	
O4 - O6	99	±1	1	3	7	45	43	±4	4.3	±0.1	
Reserve Unit	99	±1	3	7	13	46	32	±2	4.0	±0.1	
AGR/FTS/AR	99	±1	2	4	8	46	40	±4	4.2	±0.1	
IMA	99	±1	1	3	9	44	43	±6	4.2	±0.1	
Non-Hispanic White	99	±1	3	7	12	46	33	±2	4.0	±0.1	
Total Minority	99	±1	3	6	12	45	34	±3	4.0	±0.1	
ARNG	99	±1	3	6	12	46	34	±3	4.0	±0.1	
Enlisted	99	±1	3	6	12	45	33	±3	4.0	±0.1	
Officers	100	±1	1	4	9	47	39	±5	4.2	±0.1	
USAR	99	±1	3	8	15	45	29	±3	3.9	±0.1	
Enlisted	99	±1	4	9	16	44	27	±4	3.8	±0.1	
Officers	99	±2	1	6	10	48	35	±5	4.1	±0.1	
USNR	99	±1	4	7	10	46	33	±5	4.0	±0.1	
Enlisted	99	±1	5	7	10	46	32	±6	3.9	±0.2	
Officers	98	±2	2	6	9	45	38	±6	4.1	±0.2	
USMCR	100	±1	4	9	18	43	27	±7	3.8	±0.2	
Enlisted	100	±1	4	10	18	42	25	±7	3.8	±0.2	
Officers	98	±2	1	4	10	47	38	±8	4.2	±0.1	
ANG	99	±1	1	5	9	46	39	±4	4.2	±0.1	
Enlisted	99	±1	0	5	9	47	38	±4	4.2	±0.1	
Officers	99	±2	1	4	7	43	45	±7	4.3	±0.2	
USAFR	99	±2	2	6	12	48	33	±5	4.0	±0.1	
Enlisted	98	±2	2	6	13	48	31	±5	4.0	±0.1	
Officers	99	±1	1	3	7	47	42	±7	4.2	±0.2	
USCGR	99	±1	2	6	16	48	29	±4	4.0	±0.1	
Enlisted	99	±1	2	6	16	48	29	±4	4.0	±0.1	
E1 - E4	98	±2	4	9	20	45	21	±6	3.7	±0.2	
E5 - E9	99	±1	0	4	13	49	34	±6	4.1	±0.1	
Officers	100	±1	1	6	17	48	27	±4	3.9	±0.1	
O1 - O3	100	±1	0	7	19	49	24	±5	3.9	±0.1	
O4 - O6	100	±1	3	6	14	50	27	±6	3.9	±0.2	
Females	99	±1	3	8	16	44	28	±4	3.9	±0.1	
Enlisted	99	±2	3	9	16	42	29	±5	3.9	±0.1	
Officers	99	±2	3	5	17	53	23	±6	3.9	±0.2	
Males	99	±1	2	5	16	48	29	±4	4.0	±0.1	
Enlisted	99	±1	2	5	16	49	29	±5	4.0	±0.1	
Officers	100	±1	1	7	17	47	29	±5	4.0	±0.1	

15. Taking all things into consideration, how satisfied are you, in general, with each of the following aspects of being in the National Guard/Reserve?

c. Your opportunities for promotion in your unit

1. Very dissatisfied
4. Satisfied

2. Dissatisfied
5. Very satisfied

3. Neither satisfied nor dissatisfied

	Percent Responding		Percentages					Max ME	Average Satisfaction		
			1	2	3	4	5				
TOTAL DOD	99	±1	10	16	22	36	16	±2	3.3	±0.1	
ARNG	99	±1	12	18	23	33	14	±2	3.2	±0.1	
USAR	99	±1	10	15	20	37	18	±3	3.4	±0.1	
USNR	99	±1	7	13	20	40	20	±4	3.5	±0.1	
USMCR	100	±1	6	11	25	42	16	±6	3.5	±0.2	
ANG	99	±1	9	17	21	35	18	±3	3.4	±0.1	
USAFR	99	±1	8	14	21	38	19	±4	3.5	±0.1	
Enlisted	99	±1	11	17	22	35	15	±2	3.3	±0.1	
E1 – E4	99	±1	13	16	23	33	15	±2	3.2	±0.1	
E1 – E3	100	±1	6	11	25	39	19	±4	3.5	±0.1	
E4	99	±1	17	19	22	29	13	±3	3.0	±0.1	
E5 – E9	99	±1	10	18	21	36	15	±2	3.3	±0.1	
E5 – E7	99	±1	10	19	22	36	13	±2	3.2	±0.1	
E8 – E9	98	±1	4	9	18	36	32	±4	3.8	±0.1	
Officers	99	±1	4	12	18	42	24	±2	3.7	±0.1	
O1 – O3	99	±1	3	12	17	45	23	±4	3.7	±0.1	
O4 – O6	99	±1	6	12	19	40	24	±3	3.6	±0.1	
W1 – W5	100	±1	3	13	15	41	27	±6	3.8	±0.2	
Reserve Unit	99	±1	10	16	22	36	16	±2	3.3	±0.1	
AGR/FTS/AR	99	±1	9	18	21	33	19	±3	3.3	±0.1	
IMA	99	±1	7	10	22	36	24	±5	3.6	±0.2	
Not Activated Past 12 Months	99	±1	10	16	21	37	16	±2	3.3	±0.1	
Activated Past 12 Months	99	±1	11	17	23	33	16	±3	3.3	±0.1	
Not Deployed Past 12 Months	99	±1	10	16	22	36	17	±2	3.3	±0.1	
Deployed Past 12 Months	99	±1	11	18	22	33	15	±3	3.2	±0.1	
Non-Hispanic White	99	±1	10	17	22	36	16	±2	3.3	±0.1	
Total Minority	99	±1	11	15	22	35	18	±2	3.3	±0.1	
Non-Hispanic Black	99	±1	11	14	21	36	19	±4	3.4	±0.1	
Hispanic	99	±1	12	15	21	34	19	±3	3.3	±0.1	
FEMALES	99	±1	10	19	22	33	16	±2	3.3	±0.1	
Enlisted	99	±1	12	20	22	32	15	±2	3.2	±0.1	
E1 – E4	99	±1	12	18	24	31	15	±3	3.2	±0.1	
E5 – E9	99	±1	11	22	21	33	14	±2	3.2	±0.1	
Officers	99	±1	4	13	20	39	24	±3	3.7	±0.1	
O1 – O3	100	±1	4	11	21	42	22	±4	3.7	±0.1	
O4 – O6	99	±1	4	15	19	36	26	±4	3.6	±0.1	
Reserve Unit	99	±1	10	19	22	33	16	±2	3.2	±0.1	
AGR/FTS/AR	99	±1	10	20	19	33	18	±4	3.3	±0.1	
IMA	100	±1	8	15	20	35	23	±6	3.5	±0.2	
Non-Hispanic White	99	±1	9	20	21	33	17	±2	3.3	±0.1	
Total Minority	99	±1	11	18	23	33	15	±3	3.2	±0.1	
ARNG	99	±1	12	22	24	30	13	±3	3.1	±0.1	
Enlisted	99	±1	12	23	24	29	12	±3	3.0	±0.1	
Officers	100	±1	3	15	19	39	24	±6	3.6	±0.2	
USAR	99	±1	11	17	22	35	16	±3	3.3	±0.1	
Enlisted	99	±1	12	18	21	34	15	±3	3.2	±0.1	
Officers	99	±1	5	12	24	37	21	±6	3.6	±0.2	

Note. Percent responding are Reserve members who answered the question.

2012 Workplace and Gender Relations Survey of Reserve Component Members

15c. Continued	Percent Responding		Percentages					Max ME	Average Satisfaction		
			1	2	3	4	5				
USNR	100	±1	7	16	19	37	22	±5	3.5	±0.2	
Enlisted	100	±1	8	17	19	36	20	±6	3.4	±0.2	
Officers	100	±1	3	12	18	41	26	±6	3.8	±0.2	
USMCR	100	±1	7	16	28	33	17	±8	3.4	±0.2	
Enlisted	100	±1	7	18	27	33	15	±10	3.3	±0.3	
Officers	100	±0	3	4	33	32	27	±11	3.8	±0.3	
ANG	99	±1	10	19	21	32	18	±3	3.3	±0.1	
Enlisted	99	±1	11	20	21	31	16	±4	3.2	±0.1	
Officers	100	±1	4	12	16	40	28	±6	3.8	±0.2	
USAFR	99	±1	10	17	20	34	19	±4	3.4	±0.1	
Enlisted	99	±1	11	18	21	33	17	±5	3.3	±0.2	
Officers	99	±2	4	11	16	41	28	±5	3.8	±0.2	
MALES	99	±1	10	16	22	36	17	±2	3.3	±0.1	
Enlisted	99	±1	11	16	22	35	15	±2	3.3	±0.1	
E1 - E4	99	±1	13	15	23	33	15	±3	3.2	±0.1	
E5 - E9	99	±1	10	17	22	37	15	±2	3.3	±0.1	
Officers	99	±1	4	12	17	43	24	±3	3.7	±0.1	
O1 - O3	99	±1	3	12	16	46	23	±5	3.8	±0.1	
O4 - O6	99	±1	6	11	19	41	23	±4	3.6	±0.1	
Reserve Unit	99	±1	10	15	22	37	16	±2	3.3	±0.1	
AGR/FTS/AR	99	±1	9	17	22	33	19	±4	3.3	±0.1	
IMA	99	±2	7	9	23	37	24	±6	3.6	±0.2	
Non-Hispanic White	99	±1	10	16	22	37	16	±2	3.3	±0.1	
Total Minority	99	±1	11	14	21	36	18	±3	3.4	±0.1	
ARNG	99	±1	12	17	23	34	14	±3	3.2	±0.1	
Enlisted	99	±1	13	17	24	33	13	±3	3.1	±0.1	
Officers	100	±1	4	15	17	42	22	±5	3.6	±0.1	
USAR	99	±1	9	15	19	37	19	±3	3.4	±0.1	
Enlisted	99	±1	10	16	19	36	18	±4	3.4	±0.1	
Officers	99	±1	4	11	21	42	23	±5	3.7	±0.2	
USNR	99	±1	7	13	20	41	20	±5	3.5	±0.1	
Enlisted	99	±2	8	15	20	40	17	±6	3.4	±0.2	
Officers	99	±1	3	7	17	46	27	±6	3.9	±0.2	
USMCR	100	±1	6	11	25	42	16	±7	3.5	±0.2	
Enlisted	100	±1	6	11	26	42	15	±7	3.5	±0.2	
Officers	99	±1	4	8	21	41	26	±8	3.8	±0.2	
ANG	99	±1	9	16	21	36	18	±3	3.4	±0.1	
Enlisted	99	±1	9	17	22	34	17	±4	3.3	±0.1	
Officers	99	±2	4	10	12	46	27	±7	3.8	±0.2	
USAFR	99	±1	7	13	21	39	19	±4	3.5	±0.1	
Enlisted	99	±2	8	14	23	38	17	±5	3.4	±0.2	
Officers	100	±1	7	10	16	43	24	±7	3.7	±0.2	
USCGR	99	±1	4	11	18	46	21	±4	3.7	±0.1	
Enlisted	99	±1	4	12	18	45	21	±4	3.7	±0.1	
E1 - E4	99	±2	6	9	24	43	18	±6	3.6	±0.2	
E5 - E9	99	±2	3	14	14	46	22	±6	3.7	±0.2	
Officers	99	±1	3	7	18	50	22	±4	3.8	±0.1	
O1 - O3	99	±1	2	7	19	51	21	±5	3.8	±0.1	
O4 - O6	99	±2	3	8	16	53	19	±7	3.8	±0.2	
Females	99	±1	3	10	19	45	23	±4	3.7	±0.1	
Enlisted	99	±1	4	9	21	43	23	±5	3.7	±0.1	
Officers	99	±1	1	12	14	53	20	±6	3.8	±0.2	
Males	99	±1	4	12	18	46	21	±4	3.7	±0.1	
Enlisted	99	±2	4	13	18	45	20	±5	3.6	±0.1	
Officers	99	±1	3	6	19	49	23	±5	3.8	±0.1	

15. Taking all things into consideration, how satisfied are you, in general, with each of the following aspects of being in the National Guard/Reserve?

d. The quality of your coworkers in your unit

1. Very dissatisfied 2. Dissatisfied 3. Neither satisfied nor dissatisfied
 4. Satisfied 5. Very satisfied

	Percent Responding		Percentages					Max ME	Average Satisfaction		
			1	2	3	4	5				
TOTAL DOD	99	±1	3	8	18	46	26	±2	3.8	±0.1	
ARNG	99	±1	3	8	19	46	24	±2	3.8	±0.1	
USAR	99	±1	4	9	20	43	23	±3	3.7	±0.1	
USNR	99	±1	2	7	14	50	28	±4	3.9	±0.1	
USMCR	100	±1	2	8	17	46	27	±6	3.9	±0.2	
ANG	99	±1	2	6	14	47	32	±3	4.0	±0.1	
USAFR	99	±1	2	7	15	47	29	±4	3.9	±0.1	
Enlisted	99	±1	3	8	19	45	25	±2	3.8	±0.1	
E1 – E4	99	±1	3	8	19	42	28	±3	3.8	±0.1	
E1 – E3	99	±1	1	4	17	43	35	±4	4.0	±0.1	
E4	99	±1	5	10	20	42	23	±3	3.7	±0.1	
E5 – E9	99	±1	3	8	19	48	22	±2	3.8	±0.1	
E5 – E7	99	±1	3	9	19	47	21	±2	3.7	±0.1	
E8 – E9	98	±2	1	5	14	49	30	±4	4.0	±0.1	
Officers	99	±1	2	5	13	48	32	±3	4.0	±0.1	
O1 – O3	99	±1	2	7	15	49	27	±4	3.9	±0.1	
O4 – O6	99	±1	1	4	10	48	37	±3	4.1	±0.1	
W1 – W5	99	±1	1	5	16	49	28	±6	4.0	±0.2	
Reserve Unit	99	±1	3	8	18	46	26	±2	3.8	±0.1	
AGR/FTS/AR	99	±1	4	9	18	46	24	±3	3.8	±0.1	
IMA	99	±2	1	3	10	43	44	±5	4.3	±0.1	
Not Activated Past 12 Months	99	±1	3	8	17	46	26	±2	3.8	±0.1	
Activated Past 12 Months	98	±1	4	7	20	45	24	±3	3.8	±0.1	
Not Deployed Past 12 Months	99	±1	3	8	18	45	26	±2	3.8	±0.1	
Deployed Past 12 Months	98	±1	4	7	20	46	22	±4	3.7	±0.1	
Non-Hispanic White	99	±1	3	8	18	46	26	±2	3.8	±0.1	
Total Minority	99	±1	4	8	18	45	26	±2	3.8	±0.1	
Non-Hispanic Black	98	±1	3	7	18	48	24	±4	3.8	±0.1	
Hispanic	99	±1	4	7	18	42	28	±4	3.8	±0.1	
FEMALES	99	±1	4	11	20	42	23	±2	3.7	±0.1	
Enlisted	99	±1	5	11	21	41	22	±2	3.6	±0.1	
E1 – E4	99	±1	5	10	22	38	24	±3	3.7	±0.1	
E5 – E9	99	±1	4	13	19	45	19	±2	3.6	±0.1	
Officers	99	±1	2	7	15	46	30	±3	3.9	±0.1	
O1 – O3	99	±1	3	9	17	46	25	±5	3.8	±0.1	
O4 – O6	99	±1	2	6	11	45	36	±4	4.1	±0.1	
Reserve Unit	99	±1	4	11	20	42	23	±2	3.7	±0.1	
AGR/FTS/AR	99	±1	5	13	18	44	20	±4	3.6	±0.1	
IMA	99	±2	2	4	14	45	35	±6	4.1	±0.2	
Non-Hispanic White	99	±1	4	11	19	42	25	±2	3.7	±0.1	
Total Minority	99	±1	5	11	21	42	21	±3	3.6	±0.1	
ARNG	99	±1	5	12	20	42	21	±3	3.6	±0.1	
Enlisted	98	±1	5	12	21	41	20	±3	3.6	±0.1	
Officers	99	±1	2	9	14	49	26	±7	3.9	±0.2	
USAR	99	±1	6	12	23	40	19	±3	3.5	±0.1	
Enlisted	99	±1	7	13	23	40	17	±3	3.5	±0.1	
Officers	98	±2	3	9	20	43	25	±6	3.8	±0.1	

Note. Percent responding are Reserve members who answered the question.

2012 Workplace and Gender Relations Survey of Reserve Component Members

15d. Continued	Percent Responding		Percentages					Max ME	Average Satisfaction		
			1	2	3	4	5				
USNR	99	±1	1	7	16	47	29	±5	4.0	±0.1	
Enlisted	99	±2	1	8	17	48	26	±6	3.9	±0.1	
Officers	99	±1	1	3	9	46	40	±6	4.2	±0.1	
USMCR	99	±2	5	12	27	37	18	±8	3.5	±0.2	
Enlisted	98	±2	6	13	29	37	16	±10	3.4	±0.3	
Officers	100	±0	1	5	18	42	34	±11	4.0	±0.2	
ANG	99	±1	3	9	17	42	30	±4	3.9	±0.1	
Enlisted	99	±1	3	9	18	42	28	±4	3.8	±0.1	
Officers	99	±2	1	6	9	46	38	±6	4.1	±0.1	
USAFR	99	±1	3	9	17	43	27	±4	3.8	±0.1	
Enlisted	99	±1	4	11	19	41	25	±5	3.7	±0.1	
Officers	100	±1	2	5	10	48	35	±6	4.1	±0.1	
MALES	99	±1	3	7	18	46	26	±2	3.9	±0.1	
Enlisted	99	±1	3	7	18	46	25	±2	3.8	±0.1	
E1 - E4	99	±1	3	7	18	43	28	±3	3.9	±0.1	
E5 - E9	99	±1	3	8	19	48	23	±2	3.8	±0.1	
Officers	99	±1	2	5	13	49	32	±3	4.1	±0.1	
O1 - O3	99	±1	2	6	15	50	28	±5	3.9	±0.1	
O4 - O6	99	±1	1	4	10	49	37	±4	4.2	±0.1	
Reserve Unit	99	±1	3	7	18	46	26	±2	3.9	±0.1	
AGR/FTS/AR	99	±1	3	8	18	46	25	±4	3.8	±0.1	
IMA	99	±2	0	2	9	42	46	±6	4.3	±0.1	
Non-Hispanic White	99	±1	3	7	18	46	26	±2	3.9	±0.1	
Total Minority	99	±1	3	7	17	46	27	±3	3.9	±0.1	
ARNG	99	±1	3	7	19	46	25	±3	3.8	±0.1	
Enlisted	99	±1	3	7	19	45	25	±3	3.8	±0.1	
Officers	99	±1	2	5	16	51	27	±5	4.0	±0.1	
USAR	99	±1	4	8	20	44	24	±3	3.8	±0.1	
Enlisted	99	±1	4	8	21	42	24	±4	3.7	±0.1	
Officers	98	±2	3	8	13	50	26	±5	3.9	±0.1	
USNR	99	±1	2	7	13	50	28	±5	3.9	±0.1	
Enlisted	99	±1	3	8	14	52	23	±6	3.8	±0.2	
Officers	98	±2	1	3	10	43	42	±6	4.2	±0.1	
USMCR	100	±1	2	7	17	47	27	±7	3.9	±0.2	
Enlisted	100	±1	2	8	18	48	24	±7	3.8	±0.2	
Officers	99	±1	1	3	8	37	52	±7	4.4	±0.1	
ANG	99	±1	1	5	13	48	33	±4	4.0	±0.1	
Enlisted	98	±1	1	6	14	47	32	±4	4.0	±0.1	
Officers	100	±1	1	3	8	51	37	±7	4.2	±0.1	
USAFR	99	±1	1	6	15	49	30	±5	4.0	±0.1	
Enlisted	99	±2	2	7	16	49	26	±5	3.9	±0.1	
Officers	99	±2	1	2	8	47	43	±7	4.3	±0.1	
USCGR	99	±1	1	4	13	47	35	±4	4.1	±0.1	
Enlisted	98	±1	1	4	14	46	34	±4	4.1	±0.1	
E1 - E4	99	±1	1	3	18	44	33	±6	4.1	±0.1	
E5 - E9	98	±2	1	5	11	48	35	±6	4.1	±0.2	
Officers	99	±1	0	3	9	49	38	±4	4.2	±0.1	
O1 - O3	99	±1	1	4	9	53	33	±5	4.1	±0.1	
O4 - O6	100	±0	0	2	9	49	40	±7	4.3	±0.1	
Females	99	±1	1	6	15	45	32	±4	4.0	±0.1	
Enlisted	99	±1	1	8	17	42	32	±5	4.0	±0.1	
Officers	100	±0	0	2	9	56	33	±6	4.2	±0.1	
Males	99	±1	1	3	13	47	35	±4	4.1	±0.1	
Enlisted	98	±2	1	3	14	47	35	±5	4.1	±0.1	
Officers	99	±1	1	3	9	47	40	±5	4.2	±0.1	

15. Taking all things into consideration, how satisfied are you, in general, with each of the following aspects of being in the National Guard/Reserve?

e. The quality of your supervisor in your unit

1. Very dissatisfied 2. Dissatisfied 3. Neither satisfied nor dissatisfied
 4. Satisfied 5. Very satisfied

	Percent Responding		Percentages					Max ME	Average Satisfaction		
			1	2	3	4	5				
TOTAL DOD	100	±1	5	9	15	40	31	±2	3.8	±0.1	
ARNG	100	±1	5	9	15	40	31	±2	3.8	±0.1	
USAR	100	±1	7	11	18	38	27	±3	3.7	±0.1	
USNR	99	±1	4	7	14	43	32	±4	3.9	±0.1	
USMCR	99	±2	4	5	15	44	31	±6	3.9	±0.2	
ANG	100	±1	5	8	14	39	34	±3	3.9	±0.1	
USAFR	100	±1	5	7	14	38	35	±4	3.9	±0.1	
Enlisted	100	±1	6	9	16	39	30	±2	3.8	±0.1	
E1 – E4	100	±1	5	8	16	37	34	±3	3.9	±0.1	
E1 – E3	100	±1	2	3	13	40	42	±4	4.1	±0.1	
E4	100	±1	7	11	18	36	30	±3	3.7	±0.1	
E5 – E9	99	±1	6	10	16	41	26	±2	3.7	±0.1	
E5 – E7	100	±1	7	10	16	41	25	±2	3.7	±0.1	
E8 – E9	99	±1	4	6	14	39	37	±4	4.0	±0.1	
Officers	100	±1	3	7	12	43	35	±2	4.0	±0.1	
O1 – O3	100	±1	3	7	14	42	33	±4	4.0	±0.1	
O4 – O6	100	±1	4	6	10	42	39	±3	4.1	±0.1	
W1 – W5	100	±1	4	8	13	47	29	±6	3.9	±0.2	
Reserve Unit	100	±1	5	9	15	40	31	±2	3.8	±0.1	
AGR/FTS/AR	99	±1	7	10	16	37	29	±3	3.7	±0.1	
IMA	100	±1	3	4	10	35	47	±5	4.2	±0.1	
Not Activated Past 12 Months	100	±1	5	8	15	40	32	±2	3.8	±0.1	
Activated Past 12 Months	100	±1	6	10	16	39	29	±3	3.7	±0.1	
Not Deployed Past 12 Months	100	±1	5	8	15	40	32	±2	3.8	±0.1	
Deployed Past 12 Months	100	±1	7	11	17	40	25	±4	3.7	±0.1	
Non-Hispanic White	100	±1	5	9	15	40	31	±2	3.8	±0.1	
Total Minority	99	±1	6	8	16	40	30	±2	3.8	±0.1	
Non-Hispanic Black	99	±1	5	8	16	42	29	±4	3.8	±0.1	
Hispanic	100	±1	7	8	14	39	32	±4	3.8	±0.1	
FEMALES	100	±1	8	11	17	37	28	±2	3.7	±0.1	
Enlisted	100	±1	8	11	17	37	27	±2	3.6	±0.1	
E1 – E4	100	±1	8	10	17	36	30	±3	3.7	±0.1	
E5 – E9	99	±1	9	12	18	38	24	±2	3.6	±0.1	
Officers	100	±1	5	9	15	40	31	±3	3.8	±0.1	
O1 – O3	100	±1	5	10	18	40	27	±5	3.7	±0.1	
O4 – O6	100	±1	5	8	10	40	37	±4	4.0	±0.1	
Reserve Unit	100	±1	8	10	17	38	27	±2	3.7	±0.1	
AGR/FTS/AR	99	±1	9	12	18	35	26	±4	3.6	±0.1	
IMA	99	±1	4	8	13	34	41	±6	4.0	±0.2	
Non-Hispanic White	100	±1	7	11	16	37	29	±2	3.7	±0.1	
Total Minority	99	±1	8	10	18	38	26	±3	3.6	±0.1	
ARNG	100	±1	8	10	17	38	26	±3	3.6	±0.1	
Enlisted	100	±1	8	10	17	38	26	±3	3.6	±0.1	
Officers	100	±0	6	10	16	43	25	±6	3.7	±0.2	
USAR	100	±1	9	12	19	37	24	±3	3.5	±0.1	
Enlisted	100	±1	10	12	18	36	23	±3	3.5	±0.1	
Officers	100	±1	5	11	19	39	26	±6	3.7	±0.2	

Note. Percent responding are Reserve members who answered the question.

2012 Workplace and Gender Relations Survey of Reserve Component Members

15e. Continued	Percent Responding		Percentages					Max ME	Average Satisfaction		
			1	2	3	4	5				
USNR	100	±1	3	10	16	39	33	±5	3.9	±0.1	
Enlisted	100	±1	3	11	17	38	31	±6	3.8	±0.2	
Officers	100	±0	4	5	7	43	41	±6	4.1	±0.2	
USMCR	100	±1	6	7	18	41	29	±9	3.8	±0.2	
Enlisted	100	±0	6	8	18	41	27	±10	3.8	±0.3	
Officers	99	±3	5	2	13	40	40	±11	4.1	±0.3	
ANG	100	±1	7	10	15	36	33	±3	3.8	±0.1	
Enlisted	100	±1	8	10	15	35	31	±4	3.7	±0.1	
Officers	100	±1	3	9	11	36	41	±6	4.0	±0.2	
USAFR	99	±1	6	9	15	38	32	±4	3.8	±0.1	
Enlisted	99	±1	7	9	16	38	30	±5	3.8	±0.1	
Officers	100	±1	5	8	11	37	39	±5	4.0	±0.2	
MALES	100	±1	5	8	15	40	32	±2	3.9	±0.1	
Enlisted	100	±1	5	9	16	40	31	±2	3.8	±0.1	
E1 - E4	100	±1	4	7	15	38	35	±3	3.9	±0.1	
E5 - E9	99	±1	6	10	16	42	27	±2	3.7	±0.1	
Officers	99	±1	3	6	11	43	36	±3	4.0	±0.1	
O1 - O3	99	±1	3	7	13	43	35	±5	4.0	±0.1	
O4 - O6	99	±1	3	5	10	43	39	±4	4.1	±0.1	
Reserve Unit	100	±1	5	8	15	41	31	±2	3.9	±0.1	
AGR/FTS/AR	99	±1	6	9	16	38	30	±4	3.8	±0.1	
IMA	100	±0	3	3	9	36	49	±6	4.3	±0.2	
Non-Hispanic White	100	±1	5	8	15	40	32	±2	3.9	±0.1	
Total Minority	99	±1	5	8	15	41	31	±3	3.9	±0.1	
ARNG	100	±1	5	8	14	41	32	±3	3.9	±0.1	
Enlisted	100	±1	5	9	15	40	31	±3	3.8	±0.1	
Officers	99	±1	3	6	13	43	35	±5	4.0	±0.1	
USAR	100	±1	6	10	18	38	28	±3	3.7	±0.1	
Enlisted	100	±1	7	11	19	37	27	±4	3.7	±0.1	
Officers	99	±1	4	8	13	45	30	±5	3.9	±0.1	
USNR	99	±1	5	7	13	44	32	±5	3.9	±0.1	
Enlisted	99	±2	5	7	15	44	29	±6	3.8	±0.2	
Officers	100	±1	3	5	9	43	41	±6	4.1	±0.2	
USMCR	99	±2	4	5	15	45	32	±7	3.9	±0.2	
Enlisted	99	±2	4	5	15	45	30	±7	3.9	±0.2	
Officers	99	±1	2	3	8	41	46	±8	4.3	±0.1	
ANG	100	±1	4	7	14	40	35	±3	3.9	±0.1	
Enlisted	100	±1	5	7	15	39	34	±4	3.9	±0.1	
Officers	100	±1	3	4	8	47	39	±7	4.2	±0.2	
USAFR	100	±1	4	7	14	39	37	±4	4.0	±0.1	
Enlisted	100	±1	4	7	16	39	34	±5	3.9	±0.1	
Officers	100	±1	4	6	8	36	46	±7	4.1	±0.2	
USCGR	100	±1	3	6	13	41	38	±4	4.0	±0.1	
Enlisted	100	±1	3	6	14	41	37	±4	4.0	±0.1	
E1 - E4	100	±1	3	5	12	43	38	±6	4.1	±0.2	
E5 - E9	100	±0	3	7	15	39	36	±6	4.0	±0.2	
Officers	100	±1	3	4	10	41	41	±4	4.1	±0.1	
O1 - O3	99	±1	4	5	12	41	38	±5	4.0	±0.1	
O4 - O6	100	±0	2	4	7	44	43	±7	4.2	±0.2	
Females	100	±1	4	7	12	41	36	±4	4.0	±0.1	
Enlisted	100	±0	4	7	12	40	36	±5	4.0	±0.1	
Officers	99	±2	2	6	12	43	36	±6	4.1	±0.2	
Males	100	±1	3	5	13	41	38	±4	4.1	±0.1	
Enlisted	100	±1	3	6	14	41	37	±5	4.0	±0.1	
Officers	100	±1	3	4	10	41	43	±5	4.2	±0.1	

16. Overall, how satisfied are you with the military way of life?

1. Very dissatisfied
4. Satisfied

2. Dissatisfied
5. Very satisfied

3. Neither satisfied nor dissatisfied

	Percent Responding		Percentages					Max ME	Average Satisfaction		
			1	2	3	4	5				
TOTAL DOD	100	±1	2	5	13	51	29	±2	4.0	±0.1	
ARNG	100	±1	2	5	12	52	29	±2	4.0	±0.1	
USAR	100	±1	2	6	16	49	28	±3	4.0	±0.1	
USNR	100	±1	1	4	13	49	33	±4	4.1	±0.1	
USMCR	100	±0	2	8	13	50	27	±6	3.9	±0.2	
ANG	100	±1	1	4	10	53	32	±3	4.1	±0.1	
USAFR	100	±1	1	4	12	54	29	±4	4.1	±0.1	
Enlisted	100	±1	2	5	13	51	29	±2	4.0	±0.1	
E1 – E4	100	±1	3	6	16	49	27	±3	3.9	±0.1	
E1 – E3	100	±1	2	5	14	47	32	±4	4.0	±0.1	
E4	100	±1	3	6	17	51	24	±3	3.9	±0.1	
E5 – E9	100	±1	1	5	12	52	31	±2	4.1	±0.1	
E5 – E7	100	±1	1	5	12	52	29	±2	4.0	±0.1	
E8 – E9	100	±1	0	2	5	47	46	±4	4.4	±0.1	
Officers	100	±1	1	4	9	53	32	±2	4.1	±0.1	
O1 – O3	100	±0	1	5	13	55	26	±4	4.0	±0.1	
O4 – O6	100	±1	1	4	6	52	37	±3	4.2	±0.1	
W1 – W5	100	±1	1	4	12	55	29	±6	4.1	±0.1	
Reserve Unit	100	±1	2	5	13	51	28	±2	4.0	±0.1	
AGR/FTS/AR	100	±1	1	4	8	48	39	±3	4.2	±0.1	
IMA	100	±0	1	4	9	47	40	±5	4.2	±0.1	
Not Activated Past 12 Months	100	±1	2	5	13	51	30	±2	4.0	±0.1	
Activated Past 12 Months	100	±1	2	6	13	51	29	±3	4.0	±0.1	
Not Deployed Past 12 Months	100	±1	1	5	13	52	29	±2	4.0	±0.1	
Deployed Past 12 Months	100	±1	3	6	14	48	29	±4	4.0	±0.1	
Non-Hispanic White	100	±1	2	5	13	52	28	±2	4.0	±0.1	
Total Minority	100	±1	2	5	13	49	32	±2	4.0	±0.1	
Non-Hispanic Black	100	±1	1	4	11	51	32	±4	4.1	±0.1	
Hispanic	100	±0	1	5	12	47	35	±4	4.1	±0.1	
FEMALES	100	±1	2	6	15	51	26	±2	3.9	±0.1	
Enlisted	100	±1	2	6	16	50	26	±2	3.9	±0.1	
E1 – E4	100	±1	2	7	19	49	23	±3	3.8	±0.1	
E5 – E9	100	±1	1	5	13	52	29	±2	4.0	±0.1	
Officers	100	±1	1	5	12	52	30	±3	4.1	±0.1	
O1 – O3	100	±0	1	7	14	53	24	±4	3.9	±0.1	
O4 – O6	100	±1	1	3	8	51	36	±4	4.2	±0.1	
Reserve Unit	100	±1	2	6	16	51	25	±2	3.9	±0.1	
AGR/FTS/AR	100	±1	1	4	11	49	35	±4	4.1	±0.1	
IMA	100	±0	1	5	10	51	33	±6	4.1	±0.1	
Non-Hispanic White	100	±1	2	6	14	52	26	±2	3.9	±0.1	
Total Minority	100	±1	2	6	17	49	27	±3	3.9	±0.1	
ARNG	100	±1	2	7	15	52	24	±3	3.9	±0.1	
Enlisted	100	±0	2	7	16	52	23	±3	3.9	±0.1	
Officers	100	±1	1	4	9	58	28	±7	4.1	±0.1	
USAR	100	±1	2	8	18	48	24	±3	3.8	±0.1	
Enlisted	100	±1	2	8	19	48	24	±3	3.8	±0.1	
Officers	100	±0	1	7	16	48	27	±5	3.9	±0.1	

Note. Percent responding are Reserve members who answered the question.

2012 Workplace and Gender Relations Survey of Reserve Component Members

16. Continued	Percent Responding		Percentages					Max ME	Average Satisfaction		
			1	2	3	4	5				
USNR	100	±1	1	4	14	52	29	±5	4.0	±0.1	
Enlisted	100	±1	2	4	15	50	29	±6	4.0	±0.1	
Officers	100	±1	0	3	11	57	29	±6	4.1	±0.1	
USMCR	100	±0	6	3	16	50	26	±8	3.9	±0.2	
Enlisted	100	±0	6	3	17	50	23	±10	3.8	±0.2	
Officers	100	±0	1	3	8	49	39	±11	4.2	±0.2	
ANG	100	±1	1	4	11	52	33	±4	4.1	±0.1	
Enlisted	100	±1	1	4	11	51	33	±4	4.1	±0.1	
Officers	100	±0	1	2	8	54	34	±6	4.2	±0.1	
USAFR	100	±1	1	4	13	51	32	±4	4.1	±0.1	
Enlisted	100	±0	1	4	13	51	30	±5	4.1	±0.1	
Officers	100	±1	1	4	9	49	36	±5	4.2	±0.1	
MALES	100	±1	2	5	12	51	30	±2	4.0	±0.1	
Enlisted	100	±1	2	5	13	51	30	±2	4.0	±0.1	
E1 - E4	100	±1	3	5	15	49	28	±3	3.9	±0.1	
E5 - E9	100	±1	1	5	11	52	31	±2	4.1	±0.1	
Officers	100	±1	1	4	9	54	32	±3	4.1	±0.1	
O1 - O3	100	±0	1	5	12	55	27	±5	4.0	±0.1	
O4 - O6	100	±1	1	4	6	52	37	±4	4.2	±0.1	
Reserve Unit	100	±1	2	5	13	51	29	±2	4.0	±0.1	
AGR/FTS/AR	100	±1	1	3	7	48	40	±4	4.2	±0.1	
IMA	100	±0	0	3	8	46	42	±6	4.3	±0.1	
Non-Hispanic White	100	±1	1	5	13	52	29	±2	4.0	±0.1	
Total Minority	100	±0	2	5	11	49	33	±3	4.1	±0.1	
ARNG	100	±1	2	5	12	52	30	±3	4.0	±0.1	
Enlisted	100	±1	2	5	12	51	30	±3	4.0	±0.1	
Officers	100	±1	2	4	10	57	28	±5	4.0	±0.1	
USAR	100	±0	2	5	15	49	30	±3	4.0	±0.1	
Enlisted	100	±0	2	5	16	49	29	±4	4.0	±0.1	
Officers	100	±0	1	7	10	49	33	±5	4.1	±0.1	
USNR	100	±0	1	4	13	48	34	±5	4.1	±0.1	
Enlisted	100	±0	1	4	14	47	34	±6	4.1	±0.1	
Officers	100	±0	0	4	9	52	36	±6	4.2	±0.1	
USMCR	100	±0	2	8	13	50	27	±7	3.9	±0.2	
Enlisted	100	±0	2	9	13	50	26	±7	3.9	±0.2	
Officers	100	±0	1	2	8	52	38	±7	4.2	±0.1	
ANG	100	±1	1	4	10	53	32	±3	4.1	±0.1	
Enlisted	100	±1	1	5	11	52	31	±4	4.1	±0.1	
Officers	100	±0	0	2	5	58	34	±7	4.2	±0.1	
USAFR	100	±0	1	4	11	55	29	±4	4.1	±0.1	
Enlisted	100	±0	1	5	12	56	27	±5	4.0	±0.1	
Officers	100	±0	1	4	10	50	35	±7	4.2	±0.2	
USCGR	100	±0	0	3	12	57	27	±4	4.1	±0.1	
Enlisted	100	±0	1	4	13	57	26	±4	4.0	±0.1	
E1 - E4	100	±0	1	7	17	53	22	±6	3.9	±0.1	
E5 - E9	100	±0	0	2	10	59	29	±6	4.2	±0.1	
Officers	100	±0	0	2	10	56	32	±4	4.2	±0.1	
O1 - O3	100	±0	0	2	11	59	27	±5	4.1	±0.1	
O4 - O6	100	±0	1	2	8	54	35	±7	4.2	±0.1	
Females	100	±0	0	5	15	53	26	±4	4.0	±0.1	
Enlisted	100	±0	0	6	17	51	26	±5	4.0	±0.1	
Officers	100	±0	0	3	9	58	30	±6	4.1	±0.1	
Males	100	±0	1	3	12	58	27	±4	4.1	±0.1	
Enlisted	100	±0	1	3	12	58	26	±5	4.1	±0.1	
Officers	100	±0	0	2	10	55	32	±5	4.2	±0.1	

17. If you had a close personal friend considering military service, would you recommend that he/she join?

a. A male friend

b. A female friend

	Percent Responding		Percentages		Max ME
			a	b	
TOTAL DOD	100	±1	89	76	±1
ARNG	100	±1	89	75	±2
USAR	100	±1	87	76	±3
USNR	100	±1	93	82	±3
USMCR	100	±0	85	54	±6
ANG	100	±1	93	83	±3
USAFR	100	±1	92	85	±3
Enlisted	100	±1	89	76	±2
E1 – E4	100	±1	87	72	±2
E1 – E3	100	±1	89	74	±4
E4	100	±1	86	72	±3
E5 – E9	100	±1	91	79	±2
E5 – E7	100	±1	90	78	±2
E8 – E9	100	±1	92	85	±3
Officers	100	±1	91	80	±2
O1 – O3	100	±1	91	78	±3
O4 – O6	100	±1	92	83	±3
W1 – W5	100	±0	89	75	±6
Reserve Unit	100	±1	89	76	±2
AGR/FTS/AR	100	±1	90	82	±3
IMA	100	±1	93	85	±4
Not Activated Past 12 Months	100	±1	90	77	±2
Activated Past 12 Months	100	±1	89	74	±3
Not Deployed Past 12 Months	100	±1	90	77	±2
Deployed Past 12 Months	100	±1	86	71	±3
Non-Hispanic White	100	±1	90	76	±2
Total Minority	100	±1	88	78	±2
Non-Hispanic Black	100	±1	89	82	±3
Hispanic	100	±0	89	76	±3
FEMALES	100	±1	87	82	±2
Enlisted	100	±1	87	81	±2
E1 – E4	100	±1	86	79	±3
E5 – E9	100	±1	87	84	±2
Officers	100	±1	90	88	±2
O1 – O3	100	±1	91	87	±3
O4 – O6	100	±1	90	88	±3
Reserve Unit	100	±1	87	82	±2
AGR/FTS/AR	100	±1	88	83	±3
IMA	99	±1	89	89	±5
Non-Hispanic White	100	±1	89	84	±2
Total Minority	100	±1	85	81	±2
ARNG	100	±1	86	78	±3
Enlisted	100	±1	85	77	±3
Officers	100	±0	91	86	±5
USAR	100	±1	85	79	±3
Enlisted	100	±1	84	78	±3
Officers	100	±0	87	86	±4

Note. Percent responding are Reserve members who answered the question.

17. Continued	Percent Responding		Percentages		Max ME
			a	b	
USNR	100	±1	91	88	±4
Enlisted	100	±1	90	88	±5
Officers	100	±1	94	89	±4
USMCR	100	±0	88	75	±8
Enlisted	100	±0	87	73	±10
Officers	100	±0	96	88	±9
ANG	100	±1	92	90	±2
Enlisted	100	±0	92	90	±3
Officers	100	±1	95	90	±4
USAFR	100	±1	89	89	±3
Enlisted	100	±1	88	88	±4
Officers	100	±1	91	91	±4
MALES	100	±1	90	75	±2
Enlisted	100	±1	89	74	±2
E1 - E4	100	±1	87	71	±3
E5 - E9	100	±1	91	77	±2
Officers	100	±1	92	79	±3
O1 - O3	100	±0	91	76	±4
O4 - O6	100	±1	93	83	±3
Reserve Unit	100	±1	90	74	±2
AGR/FTS/AR	100	±0	91	81	±3
IMA	100	±0	94	84	±5
Non-Hispanic White	100	±1	90	74	±2
Total Minority	100	±1	89	77	±3
ARNG	100	±1	90	74	±2
Enlisted	100	±1	89	74	±3
Officers	100	±1	91	75	±5
USAR	100	±1	88	74	±3
Enlisted	100	±1	88	74	±4
Officers	100	±1	89	76	±5
USNR	100	±0	93	81	±4
Enlisted	100	±0	93	79	±5
Officers	100	±0	95	88	±5
USMCR	100	±0	85	53	±7
Enlisted	100	±0	84	51	±7
Officers	100	±0	94	72	±6
ANG	100	±1	93	81	±3
Enlisted	100	±1	93	80	±3
Officers	100	±0	95	85	±6
USAFR	100	±0	92	84	±4
Enlisted	100	±0	92	84	±4
Officers	100	±0	94	83	±6
USCGR	100	±1	95	85	±3
Enlisted	100	±1	95	85	±4
E1 - E4	100	±0	92	82	±5
E5 - E9	100	±1	98	87	±5
Officers	100	±1	93	87	±3
O1 - O3	100	±1	93	85	±4
O4 - O6	100	±0	93	89	±5
Females	100	±1	92	91	±3
Enlisted	100	±0	92	91	±3
Officers	99	±2	92	92	±4
Males	100	±1	96	84	±4
Enlisted	100	±1	96	84	±4
Officers	100	±0	94	86	±4

18. In the past 12 months, how many days (full days, not drill periods) did you spend in a compensated (pay or points) National Guard/Reserve status?

- 0. 0 days
- 1. 1-24 days
- 2. 25-47 days
- 3. 48-180 days
- 4. 181 days or more

	Percent Responding		Percentages					Max ME	Average Days		
			0	1	2	3	4				
TOTAL DOD	100	±1	24	23	17	17	18	±1	84.9	±2.3	█
ARNG	100	±1	29	19	15	15	21	±2	92.4	±4.1	█
USAR	100	±1	27	26	17	16	15	±3	73.1	±4.2	█
USNR	100	±0	20	27	20	17	16	±4	78.7	±6.8	█
USMCR	100	±0	29	22	17	17	14	±6	69.0	±9.1	█
ANG	100	±1	12	28	19	19	21	±3	97.4	±5.0	█
USAFR	100	±0	12	31	20	23	14	±3	77.2	±5.9	█
Enlisted	100	±1	28	24	16	15	17	±2	77.3	±2.5	█
E1 – E4	100	±1	39	25	14	14	9	±3	46.5	±3.6	█
E1 – E3	100	±0	50	25	10	11	4	±4	28.7	±4.2	█
E4	100	±1	32	25	17	15	11	±3	57.3	±5.1	█
E5 – E9	100	±0	18	24	17	17	24	±2	104.6	±3.5	█
E5 – E7	100	±0	19	24	17	17	23	±2	100.4	±3.8	█
E8 – E9	100	±0	10	19	18	19	33	±4	139.9	±10.3	█
Officers	100	±1	7	18	23	24	28	±2	126.2	±5.1	█
O1 – O3	100	±0	10	20	21	26	23	±4	109.9	±8.4	█
O4 – O6	100	±1	4	18	26	22	30	±3	134.2	±7.1	█
W1 – W5	100	±1	9	12	15	26	39	±6	161.5	±14.4	█
Reserve Unit	100	±1	26	26	18	18	12	±2	64.4	±2.3	█
AGR/FTS/AR	100	±1	17	2	1	2	78	±3	284.9	±8.1	█
IMA	100	±0	8	28	28	17	19	±5	93.2	±11.2	█
Not Activated Past 12 Months	100	±1	27	26	19	15	14	±2	68.7	±2.1	█
Activated Past 12 Months	100	±1	18	14	11	23	35	±3	138.5	±6.4	█
Not Deployed Past 12 Months	100	±1	25	25	18	16	16	±2	75.6	±2.2	█
Deployed Past 12 Months	100	±0	19	15	10	21	36	±3	140.8	±8.8	█
Non-Hispanic White	100	±1	21	23	18	18	20	±2	90.6	±2.9	█
Total Minority	100	±1	31	25	14	14	16	±2	74.1	±4.0	█
Non-Hispanic Black	100	±1	33	23	13	13	17	±4	77.3	±7.0	█
Hispanic	100	±0	32	27	13	13	16	±4	70.8	±6.4	█
FEMALES	100	±1	25	25	15	17	18	±2	84.2	±2.9	█
Enlisted	100	±1	28	25	14	15	18	±2	79.9	±3.2	█
E1 – E4	100	±1	37	26	11	15	11	±3	53.3	±4.6	█
E5 – E9	100	±0	19	25	16	16	24	±2	106.6	±4.5	█
Officers	100	±1	11	21	22	23	23	±3	107.5	±6.0	█
O1 – O3	100	±0	14	23	22	22	18	±4	89.6	±8.4	█
O4 – O6	100	±1	7	20	23	25	25	±4	119.5	±8.8	█
Reserve Unit	100	±1	27	27	16	18	11	±2	61.4	±2.9	█
AGR/FTS/AR	100	±0	19	1	2	2	76	±4	276.7	±10.8	█
IMA	100	±0	7	25	25	24	18	±6	88.0	±11.6	█
Non-Hispanic White	100	±1	20	24	17	18	20	±2	91.5	±4.1	█
Total Minority	100	±1	31	26	12	15	16	±3	75.1	±4.5	█
ARNG	100	±0	32	19	13	15	21	±3	89.7	±5.8	█
Enlisted	100	±0	35	20	12	14	20	±3	83.0	±6.1	█
Officers	100	±0	9	15	22	21	33	±6	145.1	±17.1	█
USAR	100	±1	30	25	15	16	14	±3	68.8	±4.7	█
Enlisted	100	±1	33	26	14	14	13	±3	62.6	±5.3	█
Officers	100	±0	18	21	19	22	19	±5	95.1	±10.0	█

Note. Percent responding are Reserve members who answered the question.

2012 Workplace and Gender Relations Survey of Reserve Component Members

18. Continued	Percent Responding		Percentages					Max ME	Average Days		
			0	1	2	3	4				
USNR	100	±0	19	29	15	17	19	±5	90.6	±9.8	
Enlisted	100	±0	22	30	12	16	20	±6	91.6	±11.8	
Officers	100	±0	8	25	30	22	15	±6	86.4	±10.0	
USMCR	100	±0	27	16	14	15	28	±8	114.1	±21.0	
Enlisted	100	±0	30	16	14	13	27	±10	108.3	±24.1	
Officers	100	±0	6	21	18	24	32	±11	146.5	±31.1	
ANG	100	±1	13	29	17	17	23	±3	102.4	±6.3	
Enlisted	100	±1	15	30	16	16	23	±4	102.5	±7.1	
Officers	100	±1	5	25	24	25	22	±6	102.1	±10.2	
USAFR	100	±0	12	31	18	24	15	±4	80.9	±7.6	
Enlisted	100	±0	15	32	16	23	14	±5	77.1	±9.1	
Officers	100	±0	3	25	24	29	19	±5	95.7	±10.1	
MALES	100	±1	24	23	17	17	18	±2	85.1	±2.7	
Enlisted	100	±1	28	24	16	15	16	±2	76.8	±3.0	
E1 - E4	100	±1	39	25	15	13	8	±3	44.9	±4.3	
E5 - E9	100	±0	18	24	18	17	24	±2	104.1	±4.1	
Officers	100	±1	6	17	23	24	29	±3	130.4	±6.1	
O1 - O3	100	±0	8	19	21	27	24	±4	115.5	±10.4	
O4 - O6	100	±0	4	17	27	21	31	±3	137.1	±8.3	
Reserve Unit	100	±1	25	25	19	18	12	±2	65.0	±2.8	
AGR/FTS/AR	100	±1	16	2	1	2	79	±3	287.0	±9.8	
IMA	100	±0	9	28	28	15	20	±6	94.8	±14.0	
Non-Hispanic White	100	±1	21	23	19	18	19	±2	90.5	±3.4	
Total Minority	100	±0	31	24	15	13	16	±3	73.7	±5.1	
ARNG	100	±1	29	19	16	15	21	±2	92.9	±4.7	
Enlisted	100	±1	32	19	15	14	19	±3	83.5	±5.0	
Officers	100	±1	7	14	19	24	36	±5	154.0	±12.4	
USAR	100	±0	26	26	17	16	16	±3	74.4	±5.3	
Enlisted	100	±0	29	27	15	15	14	±4	66.9	±6.0	
Officers	100	±0	9	21	26	21	23	±5	109.1	±10.7	
USNR	100	±0	21	26	21	17	15	±4	75.6	±8.1	
Enlisted	100	±0	25	29	18	14	14	±5	68.0	±10.0	
Officers	100	±0	5	17	33	26	19	±6	100.2	±11.7	
USMCR	100	±0	30	22	17	18	14	±7	66.9	±9.4	
Enlisted	100	±0	32	22	17	16	12	±7	60.0	±10.3	
Officers	100	±0	6	17	22	31	26	±9	127.3	±14.0	
ANG	100	±0	12	28	20	20	20	±3	96.3	±6.0	
Enlisted	100	±0	14	30	20	18	18	±4	88.2	±6.6	
Officers	100	±0	2	18	20	26	33	±6	144.6	±13.6	
USAFR	100	±0	12	31	20	22	14	±4	76.0	±7.5	
Enlisted	100	±0	15	33	20	22	11	±5	66.1	±8.5	
Officers	100	±0	3	22	23	25	26	±7	114.6	±15.4	
USCGR	100	±1	15	29	25	21	10	±4	64.5	±6.4	
Enlisted	100	±1	17	31	23	20	10	±4	63.0	±7.6	
E1 - E4	99	±1	26	28	17	24	6	±5	49.7	±7.4	
E5 - E9	100	±0	11	32	26	18	12	±6	71.8	±11.5	
Officers	100	±0	4	24	37	23	12	±4	71.7	±6.5	
O1 - O3	100	±0	5	32	34	19	10	±5	60.4	±7.5	
O4 - O6	100	±0	3	16	41	27	14	±6	84.4	±12.6	
Females	100	±1	16	31	25	16	12	±4	67.5	±7.8	
Enlisted	100	±1	17	33	21	16	13	±5	70.2	±9.6	
Officers	100	±0	9	24	40	18	9	±6	57.6	±9.0	
Males	100	±1	15	29	25	22	10	±4	63.9	±7.5	
Enlisted	100	±1	17	30	23	21	9	±5	61.7	±8.8	
Officers	100	±0	3	24	36	24	12	±4	75.5	±7.9	

19. In the past 12 months, have you spent more or less time away from your home than you expected when you first entered the National Guard/Reserve?

1. Much less than expected 2. Less than expected 3. Neither more nor less than expected
 4. More than expected 5. Much more than expected

	Percent Responding		Percentages					Max ME	Expected Time Away From Home		
			1	2	3	4	5				
TOTAL DOD	100	±1	4	8	61	18	9	±2	3.2	±0.1	
ARNG	100	±1	3	8	60	20	10	±2	3.2	±0.1	
USAR	100	±1	5	9	58	19	9	±3	3.2	±0.1	
USNR	100	±1	7	9	59	18	8	±4	3.1	±0.1	
USMCR	100	±1	6	9	66	12	8	±6	3.1	±0.1	
ANG	100	±0	5	10	66	14	6	±3	3.0	±0.1	
USAFR	100	±1	4	9	62	18	6	±4	3.1	±0.1	
Enlisted	100	±1	5	9	62	17	8	±2	3.1	±0.1	
E1 – E4	100	±1	6	11	64	14	6	±3	3.0	±0.1	
E1 – E3	100	±0	7	10	66	12	5	±4	3.0	±0.1	
E4	100	±1	5	12	62	15	7	±3	3.1	±0.1	
E5 – E9	100	±1	4	7	60	20	9	±2	3.2	±0.1	
E5 – E7	100	±1	4	7	61	20	8	±2	3.2	±0.1	
E8 – E9	100	±1	2	5	55	23	15	±4	3.4	±0.1	
Officers	100	±1	2	5	54	24	14	±2	3.4	±0.1	
O1 – O3	100	±0	2	5	55	24	13	±4	3.4	±0.1	
O4 – O6	100	±1	2	7	54	23	14	±3	3.4	±0.1	
W1 – W5	100	±0	2	2	47	30	19	±6	3.6	±0.1	
Reserve Unit	100	±1	4	8	61	18	8	±2	3.2	±0.1	
AGR/FTS/AR	100	±1	5	8	57	20	11	±3	3.2	±0.1	
IMA	100	±1	5	9	68	12	6	±5	3.1	±0.1	
Not Activated Past 12 Months	100	±1	5	9	63	16	6	±2	3.1	±0.1	
Activated Past 12 Months	100	±1	2	5	52	24	17	±3	3.5	±0.1	
Not Deployed Past 12 Months	100	±1	5	9	62	17	7	±2	3.1	±0.1	
Deployed Past 12 Months	100	±1	2	5	52	24	17	±4	3.5	±0.1	
Non-Hispanic White	100	±1	4	7	62	18	9	±2	3.2	±0.1	
Total Minority	100	±1	6	10	58	18	8	±2	3.1	±0.1	
Non-Hispanic Black	100	±1	6	11	58	17	7	±4	3.1	±0.1	
Hispanic	100	±1	6	10	58	18	8	±4	3.1	±0.1	
FEMALES	100	±1	5	9	62	17	7	±2	3.1	±0.1	
Enlisted	100	±1	5	9	63	16	7	±2	3.1	±0.1	
E1 – E4	100	±1	6	10	64	15	6	±3	3.0	±0.1	
E5 – E9	100	±1	5	8	62	18	8	±2	3.2	±0.1	
Officers	100	±0	3	7	56	23	11	±3	3.3	±0.1	
O1 – O3	100	±0	3	6	55	24	12	±4	3.3	±0.1	
O4 – O6	100	±0	4	8	57	21	10	±4	3.3	±0.1	
Reserve Unit	100	±1	5	9	62	17	7	±2	3.1	±0.1	
AGR/FTS/AR	99	±1	5	6	61	19	9	±4	3.2	±0.1	
IMA	100	±0	7	9	70	11	4	±6	3.0	±0.1	
Non-Hispanic White	100	±1	4	7	63	18	8	±2	3.2	±0.1	
Total Minority	100	±1	6	10	60	16	7	±3	3.1	±0.1	
ARNG	100	±1	3	7	63	19	8	±3	3.2	±0.1	
Enlisted	100	±1	3	7	64	18	7	±3	3.2	±0.1	
Officers	100	±0	2	4	51	27	16	±7	3.5	±0.2	
USAR	100	±1	6	10	58	18	8	±3	3.1	±0.1	
Enlisted	100	±1	6	10	59	17	7	±3	3.1	±0.1	
Officers	100	±0	4	8	54	23	10	±5	3.3	±0.1	

Note. Percent responding are Reserve members who answered the question.

2012 Workplace and Gender Relations Survey of Reserve Component Members

19. Continued	Percent Responding		Percentages					Max ME	Expected Time Away From Home		
			1	2	3	4	5				
USNR	99	±1	5	8	66	14	6	±5	3.1	±0.1	
Enlisted	99	±1	6	9	68	11	5	±6	3.0	±0.1	
Officers	100	±0	1	6	59	24	11	±6	3.4	±0.1	
USMCR	100	±0	7	8	65	11	10	±9	3.1	±0.2	
Enlisted	100	±0	8	9	63	10	10	±10	3.1	±0.2	
Officers	100	±0	1	1	78	14	6	±10	3.2	±0.2	
ANG	100	±0	7	9	65	14	5	±4	3.0	±0.1	
Enlisted	100	±0	7	10	66	13	4	±4	3.0	±0.1	
Officers	100	±0	2	8	59	19	11	±6	3.3	±0.1	
USAFR	100	±0	7	9	61	16	7	±4	3.1	±0.1	
Enlisted	100	±0	7	9	62	15	7	±5	3.1	±0.1	
Officers	100	±0	6	9	58	19	9	±5	3.2	±0.1	
MALES	100	±1	4	8	60	18	9	±2	3.2	±0.1	
Enlisted	100	±1	4	9	62	17	8	±2	3.1	±0.1	
E1 - E4	100	±0	6	11	64	13	6	±3	3.0	±0.1	
E5 - E9	100	±1	3	7	60	20	9	±2	3.2	±0.1	
Officers	100	±1	2	5	54	24	15	±3	3.5	±0.1	
O1 - O3	100	±0	2	4	56	24	13	±5	3.4	±0.1	
O4 - O6	100	±1	2	6	54	23	15	±4	3.4	±0.1	
Reserve Unit	100	±1	4	8	61	18	9	±2	3.2	±0.1	
AGR/FTS/AR	100	±1	5	8	56	20	11	±4	3.2	±0.1	
IMA	99	±2	4	9	68	12	7	±6	3.1	±0.1	
Non-Hispanic White	100	±1	3	7	62	18	9	±2	3.2	±0.1	
Total Minority	100	±1	5	10	57	18	8	±3	3.1	±0.1	
ARNG	100	±0	3	8	59	20	10	±3	3.3	±0.1	
Enlisted	100	±0	3	9	62	18	8	±3	3.2	±0.1	
Officers	100	±0	2	3	45	30	19	±5	3.6	±0.1	
USAR	100	±1	4	8	58	19	10	±3	3.2	±0.1	
Enlisted	100	±1	5	9	59	19	9	±4	3.2	±0.1	
Officers	100	±0	2	6	57	20	15	±5	3.4	±0.1	
USNR	100	±1	7	9	57	19	8	±5	3.1	±0.1	
Enlisted	100	±1	9	10	56	17	8	±6	3.1	±0.2	
Officers	100	±0	1	4	59	26	9	±6	3.4	±0.1	
USMCR	100	±1	6	9	66	12	8	±6	3.1	±0.2	
Enlisted	100	±1	6	9	66	11	8	±7	3.0	±0.2	
Officers	100	±0	2	7	63	18	10	±9	3.3	±0.2	
ANG	100	±0	5	10	66	14	6	±3	3.1	±0.1	
Enlisted	100	±0	5	10	67	12	5	±4	3.0	±0.1	
Officers	100	±0	1	7	60	22	10	±7	3.3	±0.1	
USAFR	100	±1	3	9	63	19	6	±4	3.2	±0.1	
Enlisted	100	±0	4	9	63	19	5	±5	3.1	±0.1	
Officers	100	±1	2	8	61	19	10	±7	3.3	±0.2	
USCGR	100	±1	4	8	66	15	7	±4	3.1	±0.1	
Enlisted	100	±0	4	8	67	15	6	±4	3.1	±0.1	
E1 - E4	100	±0	5	11	67	14	4	±5	3.0	±0.1	
E5 - E9	100	±0	4	6	67	16	7	±6	3.2	±0.1	
Officers	100	±1	1	6	64	18	11	±4	3.3	±0.1	
O1 - O3	100	±1	1	6	66	18	8	±5	3.3	±0.1	
O4 - O6	100	±0	1	6	61	17	15	±6	3.4	±0.2	
Females	100	±1	5	9	68	13	6	±4	3.1	±0.1	
Enlisted	100	±0	5	9	68	11	6	±5	3.0	±0.1	
Officers	99	±2	2	7	68	17	6	±6	3.2	±0.1	
Males	100	±0	4	7	66	16	7	±4	3.2	±0.1	
Enlisted	100	±0	4	8	66	16	6	±5	3.1	±0.1	
Officers	100	±0	1	6	63	18	13	±4	3.4	±0.1	

20. What impact has time away (or lack thereof) from your home in the past 12 months had on your military career intentions?

1. Greatly decreased your desire to stay 2. Decreased your desire to stay 3. Neither increased nor decreased your desire to stay
 4. Increased you desire to stay 5. Greatly increased your desire to stay

	Percent Responding		Percentages					Max ME	Impact on Desire To Stay		
			1	2	3	4	5				
TOTAL DOD	100	±1	4	11	64	14	7	±2	3.1	±0.1	
ARNG	100	±1	4	12	63	13	7	±2	3.1	±0.1	
USAR	100	±1	4	12	59	16	9	±3	3.1	±0.1	
USNR	100	±1	2	10	64	13	10	±4	3.2	±0.1	
USMCR	100	±0	6	15	59	12	9	±6	3.0	±0.2	
ANG	100	±1	2	9	72	12	5	±3	3.1	±0.1	
USAFR	100	±1	2	9	68	15	5	±3	3.1	±0.1	
Enlisted	100	±1	4	11	63	14	8	±2	3.1	±0.1	
E1 – E4	100	±1	4	11	59	16	9	±3	3.1	±0.1	
E1 – E3	100	±1	3	9	60	18	10	±4	3.2	±0.1	
E4	100	±1	5	12	58	15	9	±3	3.1	±0.1	
E5 – E9	100	±1	3	11	67	13	7	±2	3.1	±0.1	
E5 – E7	100	±1	3	11	66	13	7	±2	3.1	±0.1	
E8 – E9	100	±1	1	10	69	13	7	±4	3.1	±0.1	
Officers	100	±1	3	14	67	11	4	±2	3.0	±0.1	
O1 – O3	100	±1	4	15	63	14	4	±4	3.0	±0.1	
O4 – O6	100	±1	2	13	70	10	4	±3	3.0	±0.1	
W1 – W5	100	±0	4	14	70	8	4	±6	2.9	±0.1	
Reserve Unit	100	±1	4	12	63	15	7	±2	3.1	±0.1	
AGR/FTS/AR	100	±1	3	10	72	8	7	±3	3.1	±0.1	
IMA	100	±1	1	7	79	9	4	±4	3.1	±0.1	
Not Activated Past 12 Months	100	±1	3	11	66	13	7	±2	3.1	±0.1	
Activated Past 12 Months	100	±1	5	13	57	17	9	±3	3.1	±0.1	
Not Deployed Past 12 Months	100	±1	3	11	64	14	7	±2	3.1	±0.1	
Deployed Past 12 Months	100	±1	5	15	59	13	7	±4	3.0	±0.1	
Non-Hispanic White	100	±1	4	12	66	12	6	±2	3.0	±0.1	
Total Minority	100	±1	3	10	58	18	10	±2	3.2	±0.1	
Non-Hispanic Black	99	±1	2	8	60	20	10	±4	3.3	±0.1	
Hispanic	100	±1	3	10	55	19	13	±4	3.3	±0.1	
FEMALES	100	±1	3	13	64	14	6	±2	3.1	±0.1	
Enlisted	100	±1	4	12	64	14	6	±2	3.1	±0.1	
E1 – E4	100	±1	4	14	58	17	7	±3	3.1	±0.1	
E5 – E9	100	±1	3	11	69	11	5	±2	3.0	±0.1	
Officers	100	±1	3	13	68	11	5	±3	3.0	±0.1	
O1 – O3	100	±1	3	13	66	13	5	±4	3.0	±0.1	
O4 – O6	100	±1	2	14	71	9	5	±4	3.0	±0.1	
Reserve Unit	100	±1	4	13	63	15	6	±2	3.1	±0.1	
AGR/FTS/AR	100	±1	3	12	72	7	6	±4	3.0	±0.1	
IMA	98	±3	4	9	73	9	5	±6	3.0	±0.1	
Non-Hispanic White	100	±1	4	13	67	12	5	±2	3.0	±0.1	
Total Minority	100	±1	3	12	61	16	7	±3	3.1	±0.1	
ARNG	100	±1	4	14	63	14	5	±3	3.0	±0.1	
Enlisted	100	±1	4	14	62	15	6	±3	3.0	±0.1	
Officers	100	±1	4	13	68	11	4	±6	3.0	±0.1	
USAR	100	±1	4	14	60	14	7	±3	3.0	±0.1	
Enlisted	100	±1	5	14	59	15	7	±3	3.1	±0.1	
Officers	100	±1	2	15	66	11	6	±5	3.0	±0.1	

Note. Percent responding are Reserve members who answered the question.

2012 Workplace and Gender Relations Survey of Reserve Component Members

20. Continued	Percent Responding		Percentages					Max ME	Impact on Desire To Stay		
			1	2	3	4	5				
USNR	99	±1	2	9	67	14	8	±5	3.2	±0.1	
Enlisted	99	±1	3	8	67	14	9	±6	3.2	±0.1	
Officers	100	±1	2	12	68	13	5	±6	3.1	±0.1	
USMCR	100	±0	6	14	63	13	5	±9	3.0	±0.2	
Enlisted	100	±0	6	15	60	14	5	±10	3.0	±0.2	
Officers	100	±0	3	7	75	9	6	±11	3.1	±0.2	
ANG	100	±1	2	9	72	12	5	±3	3.1	±0.1	
Enlisted	100	±1	2	9	72	12	5	±4	3.1	±0.1	
Officers	100	±0	2	10	74	10	4	±5	3.0	±0.1	
USAFR	100	±1	2	11	69	13	5	±4	3.1	±0.1	
Enlisted	100	±1	2	10	68	14	6	±5	3.1	±0.1	
Officers	100	±0	2	12	72	11	3	±5	3.0	±0.1	
MALES	100	±1	4	11	64	14	8	±2	3.1	±0.1	
Enlisted	100	±1	4	11	63	14	8	±2	3.1	±0.1	
E1 - E4	100	±1	5	11	59	16	10	±3	3.2	±0.1	
E5 - E9	100	±1	3	11	66	13	7	±2	3.1	±0.1	
Officers	100	±1	3	14	67	12	4	±3	3.0	±0.1	
O1 - O3	100	±1	4	16	62	14	4	±5	3.0	±0.1	
O4 - O6	100	±0	3	13	70	10	4	±4	3.0	±0.1	
Reserve Unit	100	±1	4	11	62	15	8	±2	3.1	±0.1	
AGR/FTS/AR	100	±0	3	10	72	8	8	±4	3.1	±0.1	
IMA	100	±0	1	7	80	9	4	±5	3.1	±0.1	
Non-Hispanic White	100	±1	4	12	66	12	6	±2	3.0	±0.1	
Total Minority	100	±1	3	9	57	19	11	±3	3.3	±0.1	
ARNG	100	±1	4	12	64	13	7	±3	3.1	±0.1	
Enlisted	100	±1	4	11	64	14	8	±3	3.1	±0.1	
Officers	100	±0	4	18	63	12	4	±5	2.9	±0.1	
USAR	100	±1	4	12	59	16	9	±3	3.2	±0.1	
Enlisted	100	±1	4	11	58	17	10	±4	3.2	±0.1	
Officers	100	±1	4	13	64	14	5	±5	3.0	±0.1	
USNR	100	±1	2	10	64	13	11	±5	3.2	±0.1	
Enlisted	100	±1	3	9	61	14	13	±6	3.3	±0.1	
Officers	100	±0	1	15	72	10	2	±6	3.0	±0.1	
USMCR	100	±0	6	15	59	12	9	±7	3.0	±0.2	
Enlisted	100	±0	6	15	57	12	9	±7	3.0	±0.2	
Officers	100	±0	1	12	76	5	5	±9	3.0	±0.1	
ANG	100	±1	2	9	72	12	5	±3	3.1	±0.1	
Enlisted	100	±1	2	9	72	13	5	±4	3.1	±0.1	
Officers	100	±0	2	12	71	10	5	±6	3.1	±0.1	
USAFR	100	±0	3	9	68	16	5	±4	3.1	±0.1	
Enlisted	100	±0	2	9	66	17	5	±5	3.1	±0.1	
Officers	100	±0	4	9	76	10	1	±6	3.0	±0.1	
USCGR	100	±1	1	9	69	14	7	±4	3.2	±0.1	
Enlisted	100	±1	1	9	69	15	7	±4	3.2	±0.1	
E1 - E4	100	±0	2	9	68	15	7	±5	3.2	±0.1	
E5 - E9	100	±1	0	8	69	15	7	±6	3.2	±0.1	
Officers	100	±1	1	13	73	9	4	±4	3.0	±0.1	
O1 - O3	100	±1	1	10	75	11	3	±5	3.1	±0.1	
O4 - O6	100	±0	2	17	72	5	4	±6	2.9	±0.1	
Females	100	±1	2	11	70	11	6	±4	3.1	±0.1	
Enlisted	100	±0	2	10	68	13	7	±5	3.1	±0.1	
Officers	99	±2	1	12	77	7	3	±6	3.0	±0.1	
Males	100	±1	1	9	69	14	7	±4	3.2	±0.1	
Enlisted	100	±1	1	8	69	15	7	±5	3.2	±0.1	
Officers	100	±0	2	13	71	10	4	±4	3.0	±0.1	

20. Reserve component members who indicated their desire to stay decreased as a result of being away more than expected: Constructed item based on Q19 and Q20.

	Percent Responding		Percentages	Max ME	Percentage Reporting Yes
			Yes		
TOTAL DOD	100	±1	2	±1	
ARNG	100	±1	1	±1	
USAR	100	±1	2	±1	
USNR	99	±1	3	±2	
USMCR	100	±1	4	±3	
ANG	100	±1	1	±1	
USAFR	100	±1	2	±2	
Enlisted	100	±1	2	±1	
E1 – E4	100	±1	2	±1	
E1 – E3	100	±1	2	±2	
E4	100	±1	2	±1	
E5 – E9	100	±1	1	±1	
E5 – E7	100	±1	2	±1	
E8 – E9	100	±1	1	±1	
Officers	100	±1	1	±1	
O1 – O3	100	±1	1	±1	
O4 – O6	100	±1	1	±1	
W1 – W5	100	±0	1	±2	
Reserve Unit	100	±1	2	±1	
AGR/FTS/AR	100	±1	1	±1	
IMA	99	±2	3	±3	
Not Activated Past 12 Months	100	±1	2	±1	
Activated Past 12 Months	100	±1	1	±1	
Not Deployed Past 12 Months	100	±1	2	±1	
Deployed Past 12 Months	100	±1	2	±2	
Non-Hispanic White	100	±1	2	±1	
Total Minority	100	±1	2	±1	
Non-Hispanic Black	99	±1	2	±1	
Hispanic	100	±1	2	±2	
FEMALES	100	±1	2	±1	
Enlisted	100	±1	2	±1	
E1 – E4	100	±1	3	±2	
E5 – E9	100	±1	2	±1	
Officers	100	±1	1	±1	
O1 – O3	100	±1	1	±2	
O4 – O6	100	±1	1	±2	
Reserve Unit	100	±1	2	±1	
AGR/FTS/AR	99	±1	1	±2	
IMA	98	±3	2	±3	
Non-Hispanic White	100	±1	2	±1	
Total Minority	99	±1	3	±1	
ARNG	100	±1	2	±1	
Enlisted	100	±1	2	±1	
Officers	100	±1	0	±0	
USAR	100	±1	3	±2	
Enlisted	100	±1	3	±2	
Officers	100	±1	1	±2	

Note: Percent responding are Reserve members who answered the question.

20. Continued	Percent Responding		Percentages	Max	Percentage Reporting Yes
			Yes	ME	
USNR	99	±1	2	±3	
Enlisted	99	±2	3	±3	
Officers	100	±1	0	±2	
USMCR	100	±0	2	±5	
Enlisted	100	±0	3	±6	
Officers	100	±0	0	±0	
ANG	100	±1	2	±2	
Enlisted	100	±1	2	±2	
Officers	100	±0	0	±0	
USAFR	100	±1	2	±2	
Enlisted	100	±1	2	±2	
Officers	100	±0	2	±3	
MALES	100	±1	2	±1	
Enlisted	100	±1	2	±1	
E1 - E4	100	±1	2	±1	
E5 - E9	100	±1	1	±1	
Officers	100	±1	1	±1	
O1 - O3	100	±1	1	±2	
O4 - O6	100	±1	1	±1	
Reserve Unit	100	±1	2	±1	
AGR/FTS/AR	100	±1	1	±2	
IMA	99	±2	3	±4	
Non-Hispanic White	100	±1	2	±1	
Total Minority	100	±1	1	±1	
ARNG	100	±1	1	±1	
Enlisted	100	±1	2	±1	
Officers	100	±0	1	±2	
USAR	100	±1	1	±1	
Enlisted	100	±1	1	±1	
Officers	100	±1	1	±2	
USNR	100	±1	3	±3	
Enlisted	99	±1	3	±3	
Officers	100	±0	1	±3	
USMCR	100	±1	4	±4	
Enlisted	100	±1	4	±4	
Officers	100	±0	2	±3	
ANG	100	±1	1	±1	
Enlisted	100	±1	1	±1	
Officers	100	±0	0	±3	
USAFR	100	±1	1	±2	
Enlisted	100	±0	1	±2	
Officers	100	±1	2	±3	
USCGR	100	±1	1	±1	
Enlisted	100	±1	1	±1	
E1 - E4	100	±0	2	±2	
E5 - E9	100	±1	0	±0	
Officers	100	±1	0	±1	
O1 - O3	100	±1	0	±1	
O4 - O6	100	±0	0	±0	
Females	100	±1	1	±1	
Enlisted	100	±0	0	±1	
Officers	99	±2	1	±2	
Males	100	±1	1	±1	
Enlisted	100	±1	1	±1	
Officers	100	±0	0	±0	

21. Have you been activated in the past 12 months?

	Percent Responding		Percentages	Max ME	Percentage Reporting Yes
			Yes		
TOTAL DOD	100	±1	23	±1	
ARNG	100	±1	26	±2	
USAR	100	±1	22	±2	
USNR	100	±1	16	±3	
USMCR	99	±2	24	±6	
ANG	100	±1	23	±3	
USAFR	100	±1	19	±3	
Enlisted	100	±1	23	±2	
E1 – E4	100	±1	23	±2	
E1 – E3	100	±1	15	±3	
E4	100	±1	27	±3	
E5 – E9	100	±1	23	±2	
E5 – E7	100	±1	23	±2	
E8 – E9	99	±1	24	±4	
Officers	100	±1	25	±2	
O1 – O3	100	±1	26	±4	
O4 – O6	100	±1	23	±3	
W1 – W5	100	±0	34	±6	
Reserve Unit	100	±1	25	±2	
AGR/FTS/AR	100	±1	9	±2	
IMA	100	±1	30	±5	
Not Activated Past 12 Months	100	±0	0	±0	
Activated Past 12 Months	100	±0	100	±0	
Not Deployed Past 12 Months	100	±1	15	±1	
Deployed Past 12 Months	100	±1	71	±3	
Non-Hispanic White	100	±1	24	±2	
Total Minority	100	±1	22	±2	
Non-Hispanic Black	100	±1	23	±3	
Hispanic	100	±1	22	±3	
FEMALES	100	±1	19	±2	
Enlisted	100	±1	19	±2	
E1 – E4	100	±1	19	±3	
E5 – E9	100	±1	19	±2	
Officers	100	±1	22	±3	
O1 – O3	100	±1	23	±4	
O4 – O6	100	±1	20	±4	
Reserve Unit	100	±1	20	±2	
AGR/FTS/AR	100	±1	8	±3	
IMA	100	±1	25	±6	
Non-Hispanic White	100	±1	20	±2	
Total Minority	100	±1	18	±2	
ARNG	100	±1	22	±3	
Enlisted	100	±1	21	±3	
Officers	100	±0	26	±6	
USAR	100	±1	19	±3	
Enlisted	100	±1	18	±3	
Officers	99	±1	22	±5	

Note. Percent responding are Reserve members who answered the question.























































21. Continued	Percent Responding		Percentages	Max ME	Percentage Reporting Yes
			Yes		
USNR	99	±2	18	±4	
Enlisted	99	±2	17	±5	
Officers	100	±0	19	±5	
USMCR	100	±0	29	±8	
Enlisted	100	±0	26	±9	
Officers	100	±0	47	±11	
ANG	100	±1	17	±3	
Enlisted	100	±1	17	±3	
Officers	100	±0	20	±5	
USAFR	100	±1	15	±3	
Enlisted	100	±1	15	±4	
Officers	100	±1	16	±4	
MALES	100	±1	24	±2	
Enlisted	100	±1	24	±2	
E1 - E4	100	±1	23	±3	
E5 - E9	100	±1	24	±2	
Officers	100	±1	26	±3	
O1 - O3	100	±1	27	±4	
O4 - O6	100	±1	23	±3	
Reserve Unit	100	±1	26	±2	
AGR/FTS/AR	100	±1	10	±3	
IMA	100	±0	32	±6	
Non-Hispanic White	100	±1	25	±2	
Total Minority	100	±1	23	±3	
ARNG	100	±1	27	±2	
Enlisted	100	±1	27	±3	
Officers	100	±1	31	±5	
USAR	100	±1	23	±3	
Enlisted	100	±1	22	±3	
Officers	100	±0	25	±5	
USNR	100	±0	16	±4	
Enlisted	100	±0	15	±4	
Officers	100	±0	19	±5	
USMCR	99	±2	24	±6	
Enlisted	99	±2	23	±6	
Officers	99	±1	32	±8	
ANG	100	±1	24	±3	
Enlisted	100	±1	24	±4	
Officers	100	±1	25	±6	
USAFR	100	±0	21	±4	
Enlisted	100	±0	21	±5	
Officers	100	±0	18	±6	
USCGR	100	±1	26	±4	
Enlisted	100	±1	27	±4	
E1 - E4	100	±1	19	±5	
E5 - E9	100	±0	32	±6	
Officers	100	±1	24	±4	
O1 - O3	99	±1	21	±4	
O4 - O6	100	±0	26	±6	
Females	100	±1	23	±4	
Enlisted	100	±0	25	±4	
Officers	99	±2	18	±5	
Males	100	±1	27	±4	
Enlisted	100	±1	27	±5	
Officers	100	±0	26	±4	

22. Was at least one of your activations in the past 12 months longer than 30 consecutive days?

	Percent Responding		Percentages	Max ME	Percentage Reporting Yes
			Yes		
TOTAL DOD	23	±1	85	±2	
ARNG	26	±2	82	±4	
USAR	22	±2	91	±4	
USNR	16	±3	87	±8	
USMCR	24	±5	87	±12	
ANG	23	±3	82	±5	
USAFR	19	±3	89	±6	
Enlisted	23	±2	83	±3	
E1 – E4	22	±2	76	±5	
E1 – E3	15	±3	71	±9	
E4	27	±3	78	±5	
E5 – E9	23	±2	89	±3	
E5 – E7	23	±2	89	±3	
E8 – E9	24	±4	93	±5	
Officers	25	±2	94	±3	
O1 – O3	26	±3	91	±5	
O4 – O6	23	±3	95	±4	
W1 – W5	34	±6	99	±4	
Reserve Unit	25	±2	85	±2	
AGR/FTS/AR	9	±2	88	±9	
IMA	30	±5	94	±5	
Not Activated Past 12 Months	NA		NA		
Activated Past 12 Months	100	±1	85	±2	
Not Deployed Past 12 Months	15	±1	75	±3	
Deployed Past 12 Months	71	±3	98	±1	
Non-Hispanic White	24	±2	85	±3	
Total Minority	22	±2	86	±4	
Non-Hispanic Black	23	±3	83	±6	
Hispanic	22	±3	87	±6	
FEMALES	19	±2	83	±3	
Enlisted	19	±2	81	±4	
E1 – E4	19	±2	75	±6	
E5 – E9	19	±2	88	±4	
Officers	22	±3	91	±4	
O1 – O3	23	±4	88	±7	
O4 – O6	20	±3	93	±6	
Reserve Unit	20	±2	82	±3	
AGR/FTS/AR	8	±2	93	±9	
IMA	25	±5	92	±9	
Non-Hispanic White	20	±2	83	±4	
Total Minority	18	±2	83	±5	
ARNG	22	±3	76	±6	
Enlisted	21	±3	74	±6	
Officers	26	±6	92	±10	
USAR	19	±3	90	±5	
Enlisted	18	±3	89	±6	
Officers	22	±4	92	±9	

Note. Percent responding are Reserve members who answered the question and who have been activated in the past 12 months (Q21).
 NA: Not applicable

2012 Workplace and Gender Relations Survey of Reserve Component Members

22. Continued	Percent Responding		Percentages	Max ME	Percentage Reporting Yes
			Yes		
USNR	17	±4	92	±10	
Enlisted	17	±5	90	±12	
Officers	19	±4	NR		
USMCR	29	±7	91	±13	
Enlisted	26	±9	92	±19	
Officers	47	±11	88	±16	
ANG	17	±3	77	±7	
Enlisted	17	±3	76	±9	
Officers	20	±5	80	±12	
USAFR	15	±3	89	±7	
Enlisted	15	±4	90	±9	
Officers	16	±4	87	±11	
MALES	24	±2	85	±3	
Enlisted	24	±2	84	±3	
E1 - E4	23	±3	76	±5	
E5 - E9	24	±2	90	±3	
Officers	26	±3	94	±3	
O1 - O3	27	±4	92	±6	
O4 - O6	23	±3	95	±4	
Reserve Unit	25	±2	85	±3	
AGR/FTS/AR	10	±2	86	±11	
IMA	32	±6	95	±6	
Non-Hispanic White	25	±2	85	±3	
Total Minority	23	±2	87	±4	
ARNG	27	±2	83	±4	
Enlisted	26	±3	81	±5	
Officers	31	±5	95	±6	
USAR	23	±3	91	±5	
Enlisted	22	±3	90	±6	
Officers	25	±5	94	±7	
USNR	16	±3	86	±10	
Enlisted	15	±4	83	±14	
Officers	19	±5	94	±10	
USMCR	24	±5	87	±12	
Enlisted	23	±6	86	±14	
Officers	31	±7	97	±6	
ANG	24	±3	82	±6	
Enlisted	24	±3	81	±7	
Officers	25	±6	94	±10	
USAFR	21	±4	89	±8	
Enlisted	21	±4	90	±9	
Officers	18	±5	88	±15	
USCGR	26	±4	87	±6	
Enlisted	26	±4	87	±7	
E1 - E4	19	±4	81	±11	
E5 - E9	32	±6	89	±9	
Officers	24	±3	89	±6	
O1 - O3	20	±4	87	±9	
O4 - O6	26	±6	88	±11	
Females	23	±4	96	±5	
Enlisted	25	±4	97	±6	
Officers	17	±5	92	±12	
Males	27	±4	86	±7	
Enlisted	27	±5	85	±8	
Officers	26	±4	88	±7	

NR: Not reportable

23. In the past 12 months, has (have) your activation(s) of more than 30 consecutive days been voluntary, involuntary, or both?

1. Voluntary

2. Involuntary

3. Both

	Percent Responding		Percentages			Max ME
			1	2	3	
TOTAL DOD	20	±1	52	27	20	±3
ARNG	21	±2	44	32	24	±5
USAR	20	±2	47	30	23	±5
USNR	14	±3	59	29	12	±9
USMCR	21	±5	55	31	14	±13
ANG	19	±3	76	11	13	±6
USAFR	17	±3	77	14	9	±8
Enlisted	19	±1	53	27	20	±3
E1 – E4	17	±2	49	30	21	±6
E1 – E3	11	±3	41	34	25	±12
E4	21	±3	51	29	20	±6
E5 – E9	21	±2	56	25	20	±4
E5 – E7	21	±2	56	24	20	±4
E8 – E9	22	±3	56	28	16	±8
Officers	24	±2	52	28	20	±5
O1 – O3	24	±3	48	28	24	±8
O4 – O6	22	±3	61	26	13	±7
W1 – W5	34	±6	35	38	27	±13
Reserve Unit	21	±1	51	28	21	±3
AGR/FTS/AR	8	±2	70	13	17	±10
IMA	29	±5	80	10	10	±9
Not Activated Past 12 Months	NA		NA	NA	NA	
Activated Past 12 Months	85	±2	52	27	20	±3
Not Deployed Past 12 Months	11	±1	60	20	19	±4
Deployed Past 12 Months	69	±3	45	34	21	±4
Non-Hispanic White	20	±2	51	29	20	±4
Total Minority	19	±2	56	23	21	±5
Non-Hispanic Black	19	±3	55	26	19	±8
Hispanic	19	±3	55	22	23	±8
FEMALES	16	±2	56	23	21	±4
Enlisted	15	±2	56	22	22	±5
E1 – E4	14	±2	48	26	27	±7
E5 – E9	16	±2	63	19	18	±5
Officers	20	±3	56	27	17	±6
O1 – O3	20	±4	51	29	19	±9
O4 – O6	19	±3	64	22	13	±9
Reserve Unit	17	±2	55	23	22	±4
AGR/FTS/AR	8	±2	61	29	10	±17
IMA	23	±5	81	11	7	±11
Non-Hispanic White	16	±2	57	24	19	±5
Total Minority	15	±2	54	22	24	±6
ARNG	17	±2	45	27	29	±7
Enlisted	16	±3	46	25	29	±8
Officers	24	±6	40	35	25	±13
USAR	17	±2	50	30	20	±7
Enlisted	16	±3	49	31	21	±8
Officers	20	±4	57	27	16	±11

Note. Percent responding are Reserve members who answered the question and who had at least one activation in the past 12 months longer than 30 consecutive days (Q21/Q22).

NA: Not applicable

23. Continued	Percent Responding		Percentages			Max ME
			1	2	3	
USNR	16	±4	65	21	14	±12
Enlisted	15	±4	69	16	15	±15
Officers	19	±4	54	36	10	±12
USMCR	27	±7	80	12	8	±15
Enlisted	24	±8	79	12	9	±19
Officers	42	±11	83	11	6	±16
ANG	13	±3	74	9	16	±9
Enlisted	13	±3	74	9	17	±10
Officers	16	±5	73	14	13	±13
USAFR	14	±3	80	6	14	±9
Enlisted	14	±4	81	5	15	±11
Officers	14	±4	77	11	12	±14
MALES	21	±2	52	28	20	±3
Enlisted	20	±2	52	28	20	±4
E1 - E4	18	±2	49	31	20	±7
E5 - E9	22	±2	54	25	20	±4
Officers	25	±3	51	29	20	±5
O1 - O3	25	±4	48	28	25	±9
O4 - O6	22	±3	60	26	13	±8
Reserve Unit	22	±2	50	29	20	±4
AGR/FTS/AR	8	±2	73	9	19	±12
IMA	30	±6	80	10	10	±11
Non-Hispanic White	21	±2	50	30	20	±4
Total Minority	20	±2	56	24	20	±6
ARNG	22	±2	44	32	24	±5
Enlisted	21	±2	44	33	23	±6
Officers	29	±4	43	30	26	±9
USAR	21	±3	46	30	24	±7
Enlisted	20	±3	46	30	24	±8
Officers	24	±4	46	31	22	±10
USNR	13	±3	57	32	11	±11
Enlisted	12	±4	60	30	10	±15
Officers	18	±5	49	37	14	±14
USMCR	21	±5	53	32	15	±14
Enlisted	19	±5	51	35	14	±15
Officers	31	±7	66	14	20	±25
ANG	20	±3	77	11	13	±7
Enlisted	19	±3	77	9	14	±7
Officers	23	±6	74	21	6	±13
USAFR	18	±4	76	16	8	±10
Enlisted	19	±4	76	15	9	±11
Officers	16	±5	79	18	3	±18
USCGR	23	±3	54	20	26	±8
Enlisted	23	±4	54	20	26	±9
E1 - E4	15	±4	54	19	26	±13
E5 - E9	28	±6	54	20	26	±11
Officers	21	±3	54	19	27	±8
O1 - O3	18	±4	56	22	22	±11
O4 - O6	23	±6	52	14	34	±13
Females	22	±4	58	12	31	±8
Enlisted	24	±4	57	12	31	±10
Officers	16	±5	63	8	29	±15
Males	23	±4	53	21	26	±9
Enlisted	23	±4	53	21	25	±11
Officers	23	±4	52	21	27	±9

24. Are you currently activated?

	Percent Responding		Percentages	Max ME	Percentage Reporting Yes
			Yes		
TOTAL DOD	23	±1	38	±3	
ARNG	26	±2	35	±4	
USAR	22	±2	43	±5	
USNR	16	±3	46	±8	
USMCR	24	±5	52	±11	
ANG	23	±3	30	±6	
USAFR	19	±3	40	±8	
Enlisted	23	±2	36	±3	
E1 – E4	23	±2	28	±4	
E1 – E3	15	±3	25	±9	
E4	27	±3	29	±5	
E5 – E9	23	±2	43	±4	
E5 – E7	23	±2	43	±4	
E8 – E9	24	±4	42	±8	
Officers	25	±2	48	±5	
O1 – O3	26	±3	51	±7	
O4 – O6	23	±3	46	±6	
W1 – W5	34	±6	45	±12	
Reserve Unit	25	±2	36	±3	
AGR/FTS/AR	9	±2	69	±9	
IMA	30	±5	62	±9	
Not Activated Past 12 Months	NA		NA		
Activated Past 12 Months	100	±1	38	±3	
Not Deployed Past 12 Months	15	±1	48	±4	
Deployed Past 12 Months	71	±3	25	±4	
Non-Hispanic White	24	±2	36	±3	
Total Minority	22	±2	43	±4	
Non-Hispanic Black	23	±3	40	±7	
Hispanic	22	±3	44	±7	
FEMALES	19	±2	40	±4	
Enlisted	19	±2	39	±4	
E1 – E4	19	±2	37	±6	
E5 – E9	19	±2	41	±5	
Officers	21	±3	43	±6	
O1 – O3	23	±4	46	±9	
O4 – O6	20	±3	41	±9	
Reserve Unit	20	±2	39	±4	
AGR/FTS/AR	8	±2	56	±13	
IMA	25	±5	54	±11	
Non-Hispanic White	20	±2	37	±5	
Total Minority	18	±2	44	±6	
ARNG	22	±3	38	±6	
Enlisted	21	±3	37	±7	
Officers	26	±6	46	±12	
USAR	19	±3	43	±6	
Enlisted	18	±3	42	±8	
Officers	21	±4	44	±11	

Note. Percent responding are Reserve members who answered the question and who have been activated in the past 12 months (Q21).
 NA: Not applicable

2012 Workplace and Gender Relations Survey of Reserve Component Members

24. Continued	Percent Responding		Percentages		Max ME	Percentage Reporting Yes
			Yes			
USNR	17	±4	55	±11		
Enlisted	17	±5	58	±14		
Officers	19	±5	44	±12		
USMCR	29	±7	77	±12		
Enlisted	26	±9	84	±16		
Officers	47	±11	53	±16		
ANG	17	±3	28	±8		
Enlisted	17	±3	27	±9		
Officers	20	±5	29	±12		
USAFR	15	±3	34	±9		
Enlisted	15	±4	31	±11		
Officers	16	±4	44	±13		
MALES	24	±2	38	±3		
Enlisted	24	±2	35	±3		
E1 - E4	23	±3	26	±5		
E5 - E9	24	±2	43	±4		
Officers	26	±3	49	±5		
O1 - O3	27	±4	52	±9		
O4 - O6	23	±3	47	±7		
Reserve Unit	25	±2	36	±3		
AGR/FTS/AR	10	±2	72	±11		
IMA	32	±6	64	±11		
Non-Hispanic White	25	±2	36	±4		
Total Minority	23	±2	42	±5		
ARNG	27	±2	35	±4		
Enlisted	26	±3	31	±5		
Officers	31	±5	54	±9		
USAR	23	±3	43	±6		
Enlisted	22	±3	41	±7		
Officers	25	±5	49	±10		
USNR	16	±3	44	±10		
Enlisted	15	±4	42	±14		
Officers	19	±5	47	±13		
USMCR	24	±5	51	±12		
Enlisted	23	±6	49	±13		
Officers	32	±7	63	±13		
ANG	24	±3	30	±7		
Enlisted	24	±3	30	±7		
Officers	25	±6	28	±14		
USAFR	21	±4	42	±10		
Enlisted	21	±4	41	±11		
Officers	18	±5	43	±16		
USCGR	26	±4	55	±7		
Enlisted	26	±4	55	±9		
E1 - E4	19	±4	54	±12		
E5 - E9	32	±6	55	±11		
Officers	24	±3	54	±8		
O1 - O3	20	±4	59	±11		
O4 - O6	26	±6	44	±13		
Females	23	±4	64	±8		
Enlisted	25	±4	66	±9		
Officers	17	±5	56	±14		
Males	27	±4	53	±8		
Enlisted	27	±5	53	±10		
Officers	26	±4	53	±9		

31. Are you a military technician?

1. Yes, I am currently a military technician

2. Yes, in the week before my current activation I was a military technician

3. No

	Percent Responding		Percentages			Max ME	Percentage Reporting Yes		
			1	2	3				
TOTAL DOD	78	±1	14	1	85	±1	15.0	±1.0	■
ARNG	91	±1	11	0	88	±1	12.0	±1.0	■
USAR	90	±1	8	0	92	±2	8.0	±2.0	■
USNR	NA		NA	NA	NA		NA		
USMCR	NA		NA	NA	NA		NA		
ANG	85	±1	29	1	69	±2	31.0	±2.0	■
USAFR	84	±2	26	1	73	±3	27.0	±3.0	■
Enlisted	80	±1	14	1	85	±1	15.0	±1.0	■
E1 – E4	88	±1	8	0	92	±2	8.0	±2.0	■
E1 – E3	82	±3	6	0	94	±2	6.0	±2.0	■
E4	92	±2	9	0	90	±2	10.0	±2.0	■
E5 – E9	73	±1	21	1	78	±2	22.0	±2.0	■
E5 – E7	74	±1	19	1	80	±2	20.0	±2.0	■
E8 – E9	66	±4	33	1	65	±5	35.0	±5.0	■
Officers	69	±1	13	1	86	±2	14.0	±2.0	■
O1 – O3	81	±2	8	0	91	±3	9.0	±3.0	■
O4 – O6	56	±2	14	1	85	±3	15.0	±3.0	■
W1 – W5	76	±4	35	3	61	±6	39.0	±6.0	■
Reserve Unit	88	±1	14	1	85	±1	15.0	±1.0	■
AGR/FTS/AR	NA		NA	NA	NA		NA		
IMA	NA		NA	NA	NA		NA		
Not Activated Past 12 Months	76	±1	15	0	85	±1	15.0	±1.0	■
Activated Past 12 Months	86	±2	12	1	86	±2	14.0	±2.0	■
Not Deployed Past 12 Months	77	±1	14	0	86	±1	14.0	±1.0	■
Deployed Past 12 Months	85	±2	15	1	83	±3	17.0	±3.0	■
Non-Hispanic White	78	±1	15	1	84	±1	16.0	±1.0	■
Total Minority	79	±2	12	1	87	±2	13.0	±2.0	■
Non-Hispanic Black	80	±3	11	0	89	±2	11.0	±2.0	■
Hispanic	79	±3	12	1	87	±3	13.0	±3.0	■
FEMALES	79	±1	14	0	86	±1	14.0	±1.0	■
Enlisted	81	±1	14	0	86	±2	14.0	±2.0	■
E1 – E4	92	±1	8	0	92	±2	8.0	±2.0	■
E5 – E9	69	±1	22	1	77	±2	23.0	±2.0	■
Officers	70	±2	13	1	86	±2	14.0	±2.0	■
O1 – O3	81	±2	9	1	90	±3	10.0	±3.0	■
O4 – O6	57	±3	11	1	88	±3	12.0	±3.0	■
Reserve Unit	90	±1	14	0	86	±1	14.0	±1.0	■
AGR/FTS/AR	NA		NA	NA	NA		NA		
IMA	NA		NA	NA	NA		NA		
Non-Hispanic White	79	±2	15	0	84	±2	16.0	±2.0	■
Total Minority	79	±2	12	0	87	±2	13.0	±2.0	■
ARNG	89	±1	13	0	87	±2	13.0	±2.0	■
Enlisted	90	±1	12	0	88	±2	12.0	±2.0	■
Officers	84	±4	21	2	77	±6	23.0	±6.0	■
USAR	90	±1	8	1	91	±2	9.0	±2.0	■
Enlisted	91	±1	9	0	91	±2	9.0	±2.0	■
Officers	83	±2	5	1	95	±2	5.0	±2.0	■

Note. Percent responding are Reserve members who answered the question, who are not in the Navy Reserve, Marine Corps Reserve, or Coast Guard Reserve and who were not identified as AGR/FTS/AR or IMA in the sample frame.

NA: Not applicable

2012 Workplace and Gender Relations Survey of Reserve Component Members

31. Continued	Percent Responding		Percentages			Max ME	Percentage Reporting Yes		
			1	2	3				
USNR	NA		NA	NA	NA		NA		
Enlisted	NA		NA	NA	NA		NA		
Officers	NA		NA	NA	NA		NA		
USMCR	NA		NA	NA	NA		NA		
Enlisted	NA		NA	NA	NA		NA		
Officers	NA		NA	NA	NA		NA		
ANG	82	±1	25	0	75	±3	25.0	±3.0	
Enlisted	81	±2	25	0	75	±3	25.0	±3.0	
Officers	87	±3	22	1	77	±4	23.0	±4.0	
USAFR	82	±2	22	0	78	±4	22.0	±4.0	
Enlisted	89	±2	24	0	76	±4	24.0	±4.0	
Officers	57	±3	11	0	89	±5	11.0	±5.0	
MALES	78	±1	14	1	85	±1	15.0	±1.0	
Enlisted	80	±1	14	1	85	±1	15.0	±1.0	
E1 - E4	87	±1	8	0	91	±2	9.0	±2.0	
E5 - E9	74	±1	21	1	78	±2	22.0	±2.0	
Officers	69	±2	14	1	86	±2	14.0	±2.0	
O1 - O3	82	±2	8	0	92	±3	8.0	±3.0	
O4 - O6	56	±2	15	1	84	±3	16.0	±3.0	
Reserve Unit	87	±1	14	1	85	±1	15.0	±1.0	
AGR/FTS/AR	NA		NA	NA	NA		NA		
IMA	NA		NA	NA	NA		NA		
Non-Hispanic White	78	±1	15	1	84	±2	16.0	±2.0	
Total Minority	79	±2	12	1	87	±2	13.0	±2.0	
ARNG	91	±1	11	0	88	±2	12.0	±2.0	
Enlisted	92	±1	11	0	89	±2	11.0	±2.0	
Officers	85	±2	16	1	83	±3	17.0	±3.0	
USAR	90	±1	8	0	92	±2	8.0	±2.0	
Enlisted	92	±1	8	0	91	±2	9.0	±2.0	
Officers	81	±2	5	1	94	±3	6.0	±3.0	
USNR	NA		NA	NA	NA		NA		
Enlisted	NA		NA	NA	NA		NA		
Officers	NA		NA	NA	NA		NA		
USMCR	NA		NA	NA	NA		NA		
Enlisted	NA		NA	NA	NA		NA		
Officers	NA		NA	NA	NA		NA		
ANG	86	±1	30	2	68	±3	32.0	±3.0	
Enlisted	87	±1	31	2	67	±3	33.0	±3.0	
Officers	80	±3	27	1	72	±5	28.0	±5.0	
USAFR	85	±2	27	1	72	±4	28.0	±4.0	
Enlisted	90	±2	30	1	69	±5	31.0	±5.0	
Officers	61	±5	11	1	88	±5	12.0	±5.0	
USCGR	NA		NA	NA	NA		NA		
Enlisted	NA		NA	NA	NA		NA		
E1 - E4	NA		NA	NA	NA		NA		
E5 - E9	NA		NA	NA	NA		NA		
Officers	NA		NA	NA	NA		NA		
O1 - O3	NA		NA	NA	NA		NA		
O4 - O6	NA		NA	NA	NA		NA		
Females	NA		NA	NA	NA		NA		
Enlisted	NA		NA	NA	NA		NA		
Officers	NA		NA	NA	NA		NA		
Males	NA		NA	NA	NA		NA		
Enlisted	NA		NA	NA	NA		NA		
Officers	NA		NA	NA	NA		NA		















































NA: Not applicable

32. Do you have a civilian job?

1. Yes, I currently have a civilian job
























































2. Yes, in the week before my current activation I had a civilian job

3. No

	Percent Responding		Percentages			Max ME	Percentage Reporting Yes		
			1	2	3				
TOTAL DOD	90	±1	64	3	34	±2	66.0	±2.0	
ARNG	91	±1	57	3	40	±2	60.0	±2.0	
USAR	91	±1	68	3	29	±3	71.0	±3.0	
USNR	84	±2	79	2	19	±4	81.0	±4.0	
USMCR	93	±2	66	4	30	±7	70.0	±7.0	
ANG	85	±1	63	2	35	±3	65.0	±3.0	
USAFR	94	±2	69	2	29	±4	71.0	±4.0	
Enlisted	91	±1	62	3	36	±2	64.0	±2.0	
E1 – E4	98	±1	58	2	40	±3	60.0	±3.0	
E1 – E3	99	±1	56	2	42	±4	58.0	±4.0	
E4	98	±1	58	2	39	±3	61.0	±3.0	
E5 – E9	84	±1	66	3	31	±2	69.0	±2.0	
E5 – E7	85	±1	66	3	31	±2	69.0	±2.0	
E8 – E9	73	±3	69	3	27	±4	73.0	±4.0	
Officers	86	±1	74	3	23	±2	77.0	±2.0	
O1 – O3	93	±2	72	3	25	±4	75.0	±4.0	
O4 – O6	81	±2	79	4	17	±3	83.0	±3.0	
W1 – W5	79	±4	63	4	34	±7	66.0	±7.0	
Reserve Unit	99	±1	63	3	34	±2	66.0	±2.0	
AGR/FTS/AR	NA		NA	NA	NA		NA		
IMA	99	±1	74	5	21	±5	79.0	±4.0	
Not Activated Past 12 Months	88	±1	67	1	32	±2	68.0	±2.0	
Activated Past 12 Months	96	±1	54	9	37	±3	63.0	±3.0	
Not Deployed Past 12 Months	89	±1	65	2	33	±2	67.0	±2.0	
Deployed Past 12 Months	94	±2	55	5	40	±4	60.0	±4.0	
Non-Hispanic White	90	±1	65	3	32	±2	68.0	±2.0	
Total Minority	90	±1	61	2	37	±3	63.0	±3.0	
Non-Hispanic Black	89	±2	64	2	34	±4	66.0	±4.0	
Hispanic	91	±2	60	3	37	±4	63.0	±4.0	
FEMALES	88	±1	58	3	39	±2	61.0	±2.0	
Enlisted	88	±1	56	3	41	±2	59.0	±2.0	
E1 – E4	97	±1	54	2	44	±3	56.0	±3.0	
E5 – E9	80	±1	59	3	38	±3	62.0	±3.0	
Officers	87	±2	69	3	28	±3	72.0	±3.0	
O1 – O3	93	±2	68	3	29	±4	71.0	±4.0	
O4 – O6	82	±3	72	3	25	±4	75.0	±4.0	
Reserve Unit	98	±1	58	3	39	±2	61.0	±2.0	
AGR/FTS/AR	NA		NA	NA	NA		NA		
IMA	100	±1	59	3	37	±6	63.0	±6.0	
Non-Hispanic White	88	±1	59	3	38	±2	62.0	±2.0	
Total Minority	88	±2	57	3	40	±3	60.0	±3.0	
ARNG	89	±1	51	3	45	±3	55.0	±3.0	
Enlisted	90	±1	51	3	46	±3	54.0	±3.0	
Officers	83	±4	56	4	40	±7	60.0	±7.0	
USAR	90	±1	62	3	35	±3	65.0	±3.0	
Enlisted	90	±2	59	3	39	±4	61.0	±4.0	
Officers	86	±3	78	4	18	±5	82.0	±5.0	

Note. Percent responding are Reserve members who answered the question and who were not identified as AGR/FTS/AR in the sample frame.
NA: Not applicable

2012 Workplace and Gender Relations Survey of Reserve Component Members

32. Continued	Percent Responding		Percentages			Max ME	Percentage Reporting Yes		
			1	2	3				
USNR	83	±3	69	3	28	±6	72.0	±6.0	
Enlisted	81	±3	66	3	31	±7	69.0	±7.0	
Officers	91	±2	81	4	16	±5	84.0	±5.0	
USMCR	82	±6	51	9	40	±9	60.0	±9.0	
Enlisted	80	±7	51	8	40	±11	60.0	±11.0	
Officers	88	±7	50	13	36	±12	64.0	±12.0	
ANG	81	±2	59	1	40	±4	60.0	±4.0	
Enlisted	80	±2	58	1	41	±4	59.0	±4.0	
Officers	85	±3	64	1	35	±6	65.0	±6.0	
USAFR	95	±2	59	2	39	±4	61.0	±4.0	
Enlisted	95	±2	58	3	39	±5	61.0	±5.0	
Officers	93	±3	64	1	35	±6	65.0	±6.0	
MALES	90	±1	65	3	32	±2	68.0	±2.0	
Enlisted	91	±1	63	3	34	±2	66.0	±2.0	
E1 - E4	98	±1	58	2	39	±3	61.0	±3.0	
E5 - E9	85	±1	68	3	29	±2	71.0	±2.0	
Officers	86	±1	75	3	21	±3	79.0	±3.0	
O1 - O3	93	±2	73	2	24	±4	76.0	±4.0	
O4 - O6	81	±2	80	4	16	±4	84.0	±3.0	
Reserve Unit	99	±1	65	3	33	±2	67.0	±2.0	
AGR/FTS/AR	NA		NA	NA	NA		NA		
IMA	99	±2	78	5	17	±6	83.0	±5.0	
Non-Hispanic White	90	±1	66	3	31	±2	69.0	±2.0	
Total Minority	91	±1	61	2	36	±3	64.0	±3.0	
ARNG	91	±1	58	3	39	±3	61.0	±3.0	
Enlisted	92	±1	57	3	40	±3	60.0	±3.0	
Officers	85	±2	65	4	31	±5	69.0	±5.0	
USAR	91	±1	70	3	27	±3	73.0	±3.0	
Enlisted	92	±1	67	3	30	±4	70.0	±4.0	
Officers	87	±2	84	3	13	±5	87.0	±4.0	
USNR	84	±3	82	1	17	±5	83.0	±5.0	
Enlisted	83	±3	78	1	21	±6	79.0	±6.0	
Officers	87	±3	92	2	6	±5	94.0	±5.0	
USMCR	93	±2	67	4	29	±7	71.0	±7.0	
Enlisted	94	±2	66	3	31	±7	69.0	±7.0	
Officers	91	±3	74	7	19	±9	81.0	±9.0	
ANG	86	±1	64	2	34	±4	66.0	±4.0	
Enlisted	87	±1	63	2	35	±4	65.0	±4.0	
Officers	80	±3	69	2	29	±7	71.0	±7.0	
USAFR	94	±2	73	2	25	±4	75.0	±4.0	
Enlisted	95	±2	71	2	27	±5	73.0	±5.0	
Officers	90	±4	80	3	17	±6	83.0	±6.0	
USCGR	99	±1	78	5	16	±3	84.0	±3.0	
Enlisted	99	±1	77	6	17	±4	83.0	±4.0	
E1 - E4	99	±1	79	4	17	±5	83.0	±5.0	
E5 - E9	99	±2	76	7	17	±6	83.0	±5.0	
Officers	99	±1	85	2	12	±3	88.0	±3.0	
O1 - O3	99	±1	86	1	12	±4	88.0	±3.0	
O4 - O6	99	±1	83	3	14	±5	86.0	±5.0	
Females	97	±2	65	4	30	±4	70.0	±4.0	
Enlisted	97	±2	65	5	31	±5	69.0	±5.0	
Officers	98	±2	68	2	30	±6	70.0	±6.0	
Males	99	±1	81	6	14	±4	86.0	±3.0	
Enlisted	99	±1	79	6	15	±5	85.0	±4.0	
Officers	99	±1	90	3	8	±3	92.0	±3.0	

NA: Not applicable

33. Are you a student?

1. Yes, I am currently a student
























































2. Yes, in the week before my current activation I was a student

3. No

	Percent Responding		Percentages			Max ME	Percentage Reporting Yes		
			1	2	3				
TOTAL DOD	90	±1	31	1	68	±2	32.0	±2.0	
ARNG	91	±1	32	1	67	±2	33.0	±2.0	
USAR	91	±1	32	2	66	±3	34.0	±3.0	
USNR	83	±2	31	0	68	±4	32.0	±4.0	
USMCR	92	±2	39	1	59	±7	41.0	±7.0	
ANG	85	±1	25	1	74	±3	26.0	±3.0	
USAFR	94	±2	26	1	72	±4	28.0	±4.0	
Enlisted	91	±1	34	1	65	±2	35.0	±2.0	
E1 – E4	98	±1	42	2	56	±3	44.0	±3.0	
E1 – E3	99	±1	46	2	52	±4	48.0	±4.0	
E4	98	±1	40	2	58	±3	42.0	±3.0	
E5 – E9	84	±1	25	1	74	±2	26.0	±2.0	
E5 – E7	85	±1	27	1	72	±2	28.0	±2.0	
E8 – E9	73	±3	11	1	89	±3	11.0	±3.0	
Officers	86	±1	15	0	85	±2	15.0	±2.0	
O1 – O3	93	±2	21	0	78	±4	22.0	±4.0	
O4 – O6	81	±2	7	0	93	±2	7.0	±2.0	
W1 – W5	78	±4	16	1	83	±6	17.0	±6.0	
Reserve Unit	99	±1	31	1	68	±2	32.0	±2.0	
AGR/FTS/AR	NA		NA	NA	NA		NA		
IMA	99	±1	18	1	81	±5	19.0	±5.0	
Not Activated Past 12 Months	88	±1	33	1	66	±2	34.0	±2.0	
Activated Past 12 Months	96	±1	24	3	72	±3	28.0	±3.0	
Not Deployed Past 12 Months	89	±1	32	1	67	±2	33.0	±2.0	
Deployed Past 12 Months	93	±2	26	2	72	±4	28.0	±4.0	
Non-Hispanic White	90	±1	28	1	71	±2	29.0	±2.0	
Total Minority	90	±1	37	1	62	±3	38.0	±3.0	
Non-Hispanic Black	89	±2	39	1	61	±4	39.0	±4.0	
Hispanic	91	±2	34	1	65	±4	35.0	±4.0	
FEMALES	88	±1	39	1	60	±2	40.0	±2.0	
Enlisted	89	±1	43	1	56	±2	44.0	±2.0	
E1 – E4	97	±1	50	1	48	±3	52.0	±3.0	
E5 – E9	80	±1	34	1	65	±3	35.0	±3.0	
Officers	87	±2	19	1	81	±3	19.0	±3.0	
O1 – O3	93	±2	25	1	74	±5	26.0	±5.0	
O4 – O6	82	±3	10	0	90	±3	10.0	±3.0	
Reserve Unit	99	±1	40	1	59	±2	41.0	±2.0	
AGR/FTS/AR	NA		NA	NA	NA		NA		
IMA	99	±1	25	1	74	±6	26.0	±6.0	
Non-Hispanic White	89	±1	36	1	63	±2	37.0	±2.0	
Total Minority	88	±1	43	1	56	±3	44.0	±3.0	
ARNG	89	±1	44	1	55	±3	45.0	±3.0	
Enlisted	90	±1	46	1	53	±3	47.0	±3.0	
Officers	83	±4	23	1	76	±6	24.0	±6.0	
USAR	90	±1	42	1	57	±3	43.0	±3.0	
Enlisted	91	±1	46	1	53	±4	47.0	±4.0	
Officers	86	±3	21	1	79	±6	21.0	±6.0	

Note. Percent responding are Reserve members who answered the question and who were not identified as AGR/FTS/AR in the sample frame.
NA: Not applicable

2012 Workplace and Gender Relations Survey of Reserve Component Members

33. Continued	Percent Responding		Percentages			Max ME	Percentage Reporting Yes		
			1	2	3				
USNR	82	±3	34	2	64	±6	36.0	±6.0	
Enlisted	80	±3	39	3	58	±7	42.0	±7.0	
Officers	91	±2	15	0	85	±5	15.0	±5.0	
USMCR	80	±7	38	3	58	±10	42.0	±10.0	
Enlisted	78	±8	44	4	52	±11	48.0	±11.0	
Officers	88	±7	7	0	93	±9	7.0	±9.0	
ANG	81	±1	31	1	67	±4	33.0	±4.0	
Enlisted	81	±2	34	2	64	±4	36.0	±4.0	
Officers	85	±3	14	0	86	±6	14.0	±6.0	
USAFR	95	±2	31	2	67	±4	33.0	±4.0	
Enlisted	95	±2	35	2	63	±5	37.0	±5.0	
Officers	93	±3	15	0	85	±5	15.0	±5.0	
MALES	90	±1	29	1	70	±2	30.0	±2.0	
Enlisted	91	±1	32	1	67	±2	33.0	±2.0	
E1 - E4	98	±1	41	2	58	±3	42.0	±3.0	
E5 - E9	85	±1	24	1	76	±2	24.0	±2.0	
Officers	86	±1	14	0	86	±2	14.0	±2.0	
O1 - O3	93	±2	21	0	79	±4	21.0	±4.0	
O4 - O6	81	±2	6	0	94	±3	6.0	±3.0	
Reserve Unit	99	±1	30	1	69	±2	31.0	±2.0	
AGR/FTS/AR	NA		NA	NA	NA		NA		
IMA	99	±2	16	1	83	±6	17.0	±6.0	
Non-Hispanic White	90	±1	27	1	72	±2	28.0	±2.0	
Total Minority	91	±1	35	1	64	±3	36.0	±3.0	
ARNG	91	±1	30	1	68	±3	32.0	±3.0	
Enlisted	92	±1	32	1	66	±3	34.0	±3.0	
Officers	85	±2	17	0	83	±5	17.0	±5.0	
USAR	91	±1	29	2	69	±3	31.0	±3.0	
Enlisted	92	±1	32	2	66	±4	34.0	±4.0	
Officers	87	±2	16	0	84	±4	16.0	±4.0	
USNR	83	±3	31	0	69	±5	31.0	±5.0	
Enlisted	83	±3	37	0	63	±7	37.0	±7.0	
Officers	86	±3	9	0	91	±5	9.0	±5.0	
USMCR	93	±2	39	1	59	±7	41.0	±7.0	
Enlisted	93	±2	42	1	56	±8	44.0	±8.0	
Officers	90	±4	14	1	84	±9	16.0	±9.0	
ANG	86	±1	24	1	76	±4	24.0	±4.0	
Enlisted	87	±1	26	1	73	±4	27.0	±4.0	
Officers	80	±3	7	0	93	±5	7.0	±5.0	
USAFR	94	±2	24	1	74	±4	26.0	±4.0	
Enlisted	95	±2	29	1	70	±5	30.0	±5.0	
Officers	90	±4	8	1	92	±5	8.0	±5.0	
USCGR	99	±1	26	1	73	±3	27.0	±3.0	
Enlisted	99	±1	28	1	70	±4	30.0	±4.0	
E1 - E4	99	±2	39	1	59	±6	41.0	±6.0	
E5 - E9	99	±2	21	1	78	±5	22.0	±5.0	
Officers	98	±1	12	1	87	±3	13.0	±3.0	
O1 - O3	99	±2	18	1	81	±4	19.0	±4.0	
O4 - O6	97	±2	6	0	94	±4	6.0	±4.0	
Females	97	±2	37	2	61	±4	39.0	±4.0	
Enlisted	97	±2	42	2	56	±5	44.0	±5.0	
Officers	97	±2	19	1	81	±5	19.0	±5.0	
Males	99	±1	24	1	75	±4	25.0	±4.0	
Enlisted	99	±1	26	1	73	±5	27.0	±5.0	
Officers	98	±2	11	1	88	±3	12.0	±3.0	

NA: Not applicable

34. How long have you been in your present military unit?

- 1. Less than 1 year
- 2. 1-2 years
- 3. 3-4 years
- 4. 5-6 years
- 5. 7-10 years
- 6. 11-15 years
- 7. 16 years or more

	Percent Responding		Percentages							Max ME	Average Years in Unit		
			1	2	3	4	5	6	7				
TOTAL DOD	100	±1	18	29	22	12	9	6	5	±2	4.4	±0.1	■
ARNG	100	±0	21	28	22	13	8	4	4	±2	3.9	±0.2	■
USAR	100	±1	18	33	24	12	8	4	2	±3	3.4	±0.2	■
USNR	100	±0	22	36	22	8	6	4	2	±4	3.0	±0.3	■
USMCR	100	±0	20	43	24	9	4	0	0	±6	2.3	±0.3	■
ANG	100	±0	6	16	21	11	14	14	18	±3	8.6	±0.4	■
USAFR	100	±0	14	28	18	11	14	8	8	±3	5.6	±0.4	■
Enlisted	100	±1	18	28	22	12	9	6	5	±2	4.4	±0.1	■
E1 – E4	100	±1	25	37	25	10	3	0	0	±3	2.3	±0.2	■
E1 – E3	100	±0	45	41	12	2	0	0	0	±4	1.1	±0.1	■
E4	100	±1	12	35	33	15	4	1	1	±3	3.0	±0.2	■
E5 – E9	100	±0	12	20	20	14	14	10	9	±2	6.3	±0.2	■
E5 – E7	100	±0	12	20	21	15	15	10	7	±2	6.0	±0.2	■
E8 – E9	100	±0	12	21	15	8	9	10	26	±4	9.4	±0.7	■
Officers	100	±0	19	34	20	9	9	5	5	±2	4.1	±0.2	■
O1 – O3	100	±0	22	39	19	7	7	4	2	±4	3.1	±0.3	■
O4 – O6	100	±0	17	32	20	8	10	5	7	±3	4.7	±0.3	■
W1 – W5	100	±0	13	20	22	16	11	8	10	±6	6.0	±0.7	■
Reserve Unit	100	±1	18	29	22	12	9	5	5	±2	4.3	±0.1	■
AGR/FTS/AR	100	±0	16	28	21	9	10	8	8	±3	5.2	±0.3	■
IMA	100	±0	12	40	20	11	11	3	2	±5	3.5	±0.4	■
Not Activated Past 12 Months	100	±1	18	30	21	11	9	6	5	±2	4.4	±0.2	■
Activated Past 12 Months	100	±0	16	25	25	14	10	5	4	±3	4.5	±0.3	■
Not Deployed Past 12 Months	100	±1	19	30	21	11	8	6	5	±2	4.3	±0.1	■
Deployed Past 12 Months	100	±0	13	21	27	16	13	6	5	±3	5.0	±0.3	■
Non-Hispanic White	100	±0	17	29	22	12	9	6	6	±2	4.5	±0.2	■
Total Minority	100	±1	20	29	22	10	9	5	4	±2	4.1	±0.2	■
Non-Hispanic Black	100	±1	18	30	21	10	9	7	5	±3	4.4	±0.3	■
Hispanic	100	±0	24	26	24	10	9	5	4	±3	3.9	±0.3	■
FEMALES	100	±1	20	31	23	11	7	5	3	±2	3.8	±0.1	■
Enlisted	100	±1	20	30	24	11	7	5	3	±2	3.7	±0.2	■
E1 – E4	100	±1	26	36	27	8	2	0	0	±3	2.1	±0.1	■
E5 – E9	100	±0	15	23	20	14	12	10	6	±2	5.4	±0.2	■
Officers	100	±0	19	35	19	9	8	5	4	±3	3.9	±0.3	■
O1 – O3	100	±0	20	41	19	9	5	5	1	±4	3.1	±0.3	■
O4 – O6	100	±0	18	30	19	9	12	6	7	±4	4.9	±0.4	■
Reserve Unit	100	±1	21	31	23	11	7	5	3	±2	3.7	±0.2	■
AGR/FTS/AR	100	±0	18	30	22	9	9	7	7	±4	4.7	±0.4	■
IMA	100	±0	14	36	20	12	11	6	1	±6	3.7	±0.4	■
Non-Hispanic White	100	±0	19	30	23	11	8	6	4	±2	4.0	±0.2	■
Total Minority	100	±1	21	31	23	10	7	5	3	±3	3.5	±0.2	■
ARNG	100	±0	26	30	23	11	5	4	2	±3	3.1	±0.2	■
Enlisted	100	±0	27	29	23	11	5	3	2	±3	3.1	±0.2	■
Officers	100	±0	17	38	22	9	6	6	2	±6	3.5	±0.5	■
USAR	100	±1	20	33	26	11	6	3	2	±3	3.2	±0.2	■
Enlisted	100	±1	19	33	27	11	6	3	2	±3	3.2	±0.2	■
Officers	100	±0	25	34	19	10	8	2	2	±5	3.1	±0.4	■

Note. Percent responding are Reserve members who answered the question.

2012 Workplace and Gender Relations Survey of Reserve Component Members

34. Continued	Percent Responding		Percentages							Max ME	Average Years in Unit		
			1	2	3	4	5	6	7				
USNR	100	±0	24	38	20	9	5	3	1	±5	2.8	±0.3	
Enlisted	100	±0	24	36	22	9	5	3	1	±6	2.7	±0.3	
Officers	100	±0	24	45	12	7	6	5	2	±6	2.9	±0.4	
USMCR	100	±0	26	39	22	9	2	2	0	±8	2.2	±0.4	
Enlisted	100	±0	27	37	22	10	2	2	0	±10	2.3	±0.5	
Officers	100	±0	24	52	19	3	0	1	0	±11	1.7	±0.4	
ANG	100	±0	8	19	21	13	14	14	12	±3	7.2	±0.4	
Enlisted	100	±0	9	19	21	13	14	14	11	±3	7.0	±0.4	
Officers	100	±0	7	19	17	8	15	15	19	±5	8.5	±0.8	
USAFR	100	±0	16	32	21	10	10	7	5	±4	4.4	±0.3	
Enlisted	100	±0	17	30	22	9	10	7	5	±4	4.5	±0.4	
Officers	100	±0	11	39	19	11	10	6	3	±5	4.2	±0.5	
MALES	100	±0	17	29	22	12	9	6	5	±2	4.5	±0.2	
Enlisted	100	±0	17	28	22	12	9	6	5	±2	4.6	±0.2	
E1 - E4	100	±0	24	37	24	10	3	0	1	±3	2.3	±0.2	
E5 - E9	100	±0	11	20	20	14	15	10	10	±2	6.5	±0.2	
Officers	100	±0	19	34	20	9	9	5	5	±3	4.2	±0.3	
O1 - O3	100	±0	22	38	19	7	7	4	2	±5	3.1	±0.3	
O4 - O6	100	±0	17	33	20	8	10	5	7	±4	4.7	±0.4	
Reserve Unit	100	±0	18	29	22	12	9	5	5	±2	4.5	±0.2	
AGR/FTS/AR	100	±0	16	28	21	9	10	8	8	±3	5.3	±0.4	
IMA	100	±0	12	41	20	11	11	3	2	±6	3.5	±0.4	
Non-Hispanic White	100	±0	16	29	21	13	9	6	6	±2	4.6	±0.2	
Total Minority	100	±0	20	28	22	10	10	6	4	±3	4.2	±0.3	
ARNG	100	±0	20	28	21	13	9	5	4	±2	4.0	±0.2	
Enlisted	100	±0	20	27	22	14	9	5	4	±3	4.1	±0.2	
Officers	100	±0	21	34	21	8	8	3	4	±5	3.8	±0.4	
USAR	100	±0	18	33	23	12	8	4	2	±3	3.4	±0.2	
Enlisted	100	±0	18	32	24	12	8	4	2	±4	3.5	±0.3	
Officers	100	±0	19	36	22	10	9	4	1	±5	3.3	±0.4	
USNR	100	±0	22	35	23	8	6	4	2	±5	3.0	±0.3	
Enlisted	100	±0	19	33	25	9	7	4	2	±6	3.4	±0.4	
Officers	100	±0	32	42	15	7	3	2	0	±6	2.0	±0.3	
USMCR	100	±0	19	43	24	9	4	0	0	±7	2.3	±0.3	
Enlisted	100	±0	19	43	24	10	4	0	0	±7	2.3	±0.3	
Officers	100	±0	25	47	22	3	2	1	0	±9	2.0	±0.3	
ANG	100	±0	6	15	21	11	14	14	19	±3	9.0	±0.4	
Enlisted	100	±0	6	15	21	11	14	14	19	±3	9.0	±0.4	
Officers	100	±0	7	18	16	10	14	16	19	±6	8.9	±1.0	
USAFR	100	±0	13	26	17	11	15	9	9	±4	6.0	±0.5	
Enlisted	100	±0	14	25	16	11	15	9	10	±5	6.2	±0.5	
Officers	100	±0	9	29	20	11	17	8	7	±6	5.5	±0.7	
USCGR	100	±0	16	35	22	10	10	5	2	±4	3.8	±0.3	
Enlisted	100	±0	15	36	20	10	12	5	3	±4	4.0	±0.4	
E1 - E4	100	±0	22	48	18	7	6	1	0	±6	2.2	±0.3	
E5 - E9	100	±0	10	29	21	11	16	8	5	±6	5.2	±0.6	
Officers	100	±0	22	32	32	9	3	1	1	±4	2.6	±0.2	
O1 - O3	100	±0	22	30	34	9	4	1	0	±5	2.5	±0.3	
O4 - O6	100	±0	23	35	29	11	1	1	0	±6	2.4	±0.3	
Females	100	±0	24	36	21	8	5	4	2	±4	3.0	±0.3	
Enlisted	100	±0	22	37	20	9	6	5	2	±5	3.2	±0.4	
Officers	100	±0	34	33	26	5	2	1	1	±6	2.1	±0.4	
Males	100	±0	14	35	22	10	11	5	3	±4	3.9	±0.4	
Enlisted	100	±0	13	36	20	10	13	5	3	±5	4.1	±0.5	
Officers	100	±0	19	32	34	11	4	1	1	±4	2.7	±0.2	

35. Are you currently...

- a. A student in a resident military course?
- b. In a military occupational specialty (MOS/D/R/AFSC) not usually held by persons of your gender?
- c. In a military work environment where members of your gender are uncommon?

	Percent Responding		Percentages			Max ME
			a	b	c	
TOTAL DOD	100	±1	6	5	6	±1
ARNG	100	±1	6	5	6	±1
USAR	100	±1	5	6	6	±2
USNR	100	±0	8	3	7	±3
USMCR	100	±0	8	2	4	±4
ANG	100	±1	8	5	7	±2
USAFR	100	±0	8	5	8	±2
Enlisted	100	±1	6	5	6	±1
E1 – E4	100	±1	6	5	7	±2
E1 – E3	100	±1	7	5	6	±2
E4	100	±1	5	5	7	±2
E5 – E9	100	±1	7	5	6	±1
E5 – E7	100	±1	7	5	6	±1
E8 – E9	100	±1	3	4	4	±2
Officers	100	±0	6	4	5	±2
O1 – O3	100	±0	7	5	6	±3
O4 – O6	100	±0	3	3	4	±2
W1 – W5	100	±0	12	3	4	±6
Reserve Unit	100	±1	6	5	6	±1
AGR/FTS/AR	100	±0	8	6	7	±2
IMA	100	±0	4	2	4	±3
Not Activated Past 12 Months	100	±1	6	5	6	±1
Activated Past 12 Months	100	±1	6	5	7	±2
Not Deployed Past 12 Months	100	±1	6	5	6	±1
Deployed Past 12 Months	100	±0	6	4	6	±2
Non-Hispanic White	100	±1	6	4	6	±1
Total Minority	100	±1	7	6	7	±2
Non-Hispanic Black	100	±1	7	6	7	±2
Hispanic	100	±0	7	6	8	±2
FEMALES	100	±1	6	12	19	±2
Enlisted	100	±1	6	12	20	±2
E1 – E4	100	±1	5	15	21	±3
E5 – E9	100	±1	6	10	18	±2
Officers	100	±0	5	11	17	±2
O1 – O3	100	±0	6	11	19	±4
O4 – O6	100	±0	3	10	16	±3
Reserve Unit	100	±1	6	13	19	±2
AGR/FTS/AR	100	±0	6	9	19	±3
IMA	100	±0	5	5	14	±5
Non-Hispanic White	100	±1	6	14	23	±2
Total Minority	100	±1	6	9	15	±2
ARNG	100	±1	6	14	22	±3
Enlisted	100	±1	6	14	21	±3
Officers	100	±0	6	17	28	±6
USAR	100	±1	5	10	14	±2
Enlisted	100	±1	4	11	15	±3
Officers	100	±0	6	6	9	±5

Note. Percent responding are Reserve members who answered the question.

35. Continued	Percent Responding		Percentages			Max ME
			a	b	c	
USNR	100	±0	7	8	18	±5
Enlisted	100	±0	8	8	19	±6
Officers	100	±0	1	8	17	±5
USMCR	100	±0	6	14	31	±8
Enlisted	100	±0	5	15	31	±10
Officers	100	±0	10	12	35	±11
ANG	100	±1	6	14	25	±3
Enlisted	100	±1	6	14	25	±4
Officers	100	±0	4	16	24	±5
USAFR	100	±0	8	12	18	±3
Enlisted	100	±0	9	12	18	±4
Officers	100	±0	3	10	16	±5
MALES	100	±1	6	3	3	±1
Enlisted	100	±1	6	3	4	±1
E1 - E4	100	±1	6	3	3	±2
E5 - E9	100	±0	7	3	4	±1
Officers	100	±0	6	2	2	±2
O1 - O3	100	±0	8	3	3	±3
O4 - O6	100	±0	3	2	2	±2
Reserve Unit	100	±1	6	3	3	±1
AGR/FTS/AR	100	±0	9	5	4	±3
IMA	100	±0	3	1	2	±4
Non-Hispanic White	100	±0	6	2	3	±1
Total Minority	100	±1	7	5	5	±2
ARNG	100	±1	6	3	3	±2
Enlisted	100	±1	5	3	4	±2
Officers	100	±0	7	2	2	±3
USAR	100	±1	5	4	3	±2
Enlisted	100	±1	5	5	3	±2
Officers	100	±0	6	4	4	±3
USNR	100	±0	8	2	4	±3
Enlisted	100	±0	9	2	4	±4
Officers	100	±0	4	2	2	±3
USMCR	100	±0	8	2	2	±5
Enlisted	100	±0	8	2	2	±5
Officers	100	±0	8	1	1	±9
ANG	100	±0	9	2	3	±2
Enlisted	100	±0	10	3	3	±3
Officers	100	±0	4	0	1	±5
USAFR	100	±0	8	2	5	±3
Enlisted	100	±0	9	2	5	±4
Officers	100	±0	4	3	2	±4
USCGR	100	±0	3	3	4	±2
Enlisted	100	±0	3	3	4	±2
E1 - E4	100	±0	3	3	3	±3
E5 - E9	100	±0	3	3	4	±3
Officers	100	±0	2	2	3	±2
O1 - O3	100	±0	3	2	3	±3
O4 - O6	100	±0	2	1	5	±3
Females	100	±0	3	9	19	±4
Enlisted	100	±0	3	9	21	±4
Officers	100	±0	4	5	11	±5
Males	100	±0	3	2	1	±2
Enlisted	100	±0	3	2	1	±3
Officers	100	±0	2	1	1	±2


36. Which of the following describes your immediate supervisor in your current military work group?

- 1. Male military
- 2. Male civilian
- 3. Female military
- 4. Female civilian

	Percent Responding		Percentages				Max ME	Percentage With Male Supervisor		
			1	2	3	4				
TOTAL DOD	100	±1	81	6	12	1	±1	87.0	±1.0	
ARNG	100	±1	87	4	9	0	±2	91.0	±2.0	
USAR	100	±1	74	6	18	2	±2	80.0	±2.0	
USNR	100	±1	80	6	14	1	±4	85.0	±3.0	
USMCR	100	±1	91	5	4	0	±4	96.0	±3.0	
ANG	100	±1	78	8	12	1	±3	87.0	±2.0	
USAFR	100	±1	68	14	16	2	±3	82.0	±3.0	
Enlisted	100	±1	81	6	12	1	±1	87.0	±1.0	
E1 – E4	100	±1	82	4	13	1	±2	87.0	±2.0	
E1 – E3	100	±1	83	4	12	0	±3	88.0	±3.0	
E4	100	±1	82	4	13	1	±2	86.0	±2.0	
E5 – E9	100	±1	80	7	12	1	±2	87.0	±1.0	
E5 – E7	100	±1	80	7	12	1	±2	86.0	±2.0	
E8 – E9	100	±1	81	8	10	1	±3	89.0	±3.0	
Officers	100	±1	80	7	12	1	±2	87.0	±2.0	
O1 – O3	100	±1	79	6	14	1	±3	85.0	±3.0	
O4 – O6	100	±1	79	8	12	1	±3	87.0	±2.0	
W1 – W5	100	±0	83	5	11	1	±5	88.0	±4.0	
Reserve Unit	100	±1	81	6	12	1	±1	87.0	±1.0	
AGR/FTS/AR	100	±0	80	5	14	2	±3	84.0	±3.0	
IMA	100	±1	66	22	9	3	±5	88.0	±4.0	
Not Activated Past 12 Months	100	±1	80	6	13	1	±1	86.0	±1.0	
Activated Past 12 Months	100	±1	83	5	11	1	±2	88.0	±2.0	
Not Deployed Past 12 Months	100	±1	80	6	13	1	±1	86.0	±1.0	
Deployed Past 12 Months	100	±1	84	6	10	1	±3	90.0	±2.0	
Non-Hispanic White	100	±1	83	6	10	1	±1	89.0	±1.0	
Total Minority	100	±1	77	6	16	2	±2	83.0	±2.0	
Non-Hispanic Black	100	±1	72	6	20	2	±3	78.0	±3.0	
Hispanic	100	±1	81	5	13	1	±3	86.0	±3.0	
FEMALES	100	±1	71	5	23	2	±2	75.0	±2.0	
Enlisted	100	±1	71	4	23	2	±2	75.0	±2.0	
E1 – E4	100	±1	71	3	24	2	±3	74.0	±3.0	
E5 – E9	100	±1	71	5	22	2	±2	76.0	±2.0	
Officers	100	±1	69	7	21	2	±3	77.0	±3.0	
O1 – O3	100	±1	68	7	23	2	±4	75.0	±4.0	
O4 – O6	100	±0	69	8	21	2	±4	77.0	±4.0	
Reserve Unit	100	±1	71	4	23	2	±2	75.0	±2.0	
AGR/FTS/AR	100	±0	70	5	22	2	±4	75.0	±4.0	
IMA	100	±1	56	18	21	5	±6	74.0	±6.0	
Non-Hispanic White	100	±1	74	5	20	2	±2	78.0	±2.0	
Total Minority	100	±1	67	5	26	3	±3	72.0	±2.0	
ARNG	100	±1	78	3	18	1	±3	81.0	±3.0	
Enlisted	100	±1	78	3	18	1	±3	81.0	±3.0	
Officers	100	±0	76	6	18	0	±6	82.0	±6.0	
USAR	100	±1	67	6	24	3	±3	73.0	±3.0	
Enlisted	100	±0	67	5	24	3	±3	73.0	±3.0	
Officers	100	±1	64	8	25	3	±6	72.0	±6.0	

Note. Percent responding are Reserve members who answered the question.

2012 Workplace and Gender Relations Survey of Reserve Component Members

36. Continued	Percent Responding		Percentages				Max ME	Percentage With Male Supervisor		
			1	2	3	4				
USNR	100	±1	73	6	20	1	±5	78.0	±4.0	
Enlisted	100	±1	73	5	19	2	±6	79.0	±5.0	
Officers	100	±0	71	6	23	1	±6	77.0	±6.0	
USMCR	99	±1	79	3	16	3	±8	82.0	±8.0	
Enlisted	100	±1	77	2	18	3	±9	80.0	±9.0	
Officers	98	±4	87	5	6	3	±9	91.0	±8.0	
ANG	100	±1	72	4	23	1	±3	75.0	±3.0	
Enlisted	100	±1	71	4	24	1	±4	75.0	±4.0	
Officers	100	±0	77	4	17	2	±5	81.0	±5.0	
USAFR	100	±1	57	7	33	3	±4	64.0	±4.0	
Enlisted	100	±1	54	7	35	3	±5	61.0	±5.0	
Officers	100	±0	65	9	23	4	±5	74.0	±5.0	
MALES	100	±1	83	6	10	1	±1	89.0	±1.0	
Enlisted	100	±1	83	6	10	1	±2	89.0	±1.0	
E1 - E4	100	±1	85	5	10	0	±2	90.0	±2.0	
E5 - E9	100	±1	82	7	10	1	±2	89.0	±2.0	
Officers	100	±1	82	7	10	1	±2	89.0	±2.0	
O1 - O3	100	±0	82	6	11	1	±4	88.0	±3.0	
O4 - O6	100	±1	81	8	10	1	±3	89.0	±3.0	
Reserve Unit	100	±1	83	6	10	1	±2	89.0	±1.0	
AGR/FTS/AR	100	±0	82	5	11	2	±3	87.0	±3.0	
IMA	100	±1	69	23	6	2	±6	92.0	±4.0	
Non-Hispanic White	100	±1	84	6	9	1	±2	91.0	±1.0	
Total Minority	100	±1	80	6	13	1	±2	86.0	±2.0	
ARNG	100	±1	88	4	7	0	±2	92.0	±2.0	
Enlisted	100	±1	89	3	7	0	±2	92.0	±2.0	
Officers	100	±0	86	6	8	1	±4	92.0	±3.0	
USAR	100	±1	77	6	16	2	±3	82.0	±3.0	
Enlisted	100	±1	77	5	16	2	±3	83.0	±3.0	
Officers	100	±0	73	8	17	2	±5	82.0	±4.0	
USNR	100	±1	82	6	12	1	±4	87.0	±4.0	
Enlisted	100	±0	80	6	12	1	±5	86.0	±5.0	
Officers	100	±1	86	4	10	0	±5	90.0	±5.0	
USMCR	100	±1	92	5	3	0	±4	97.0	±3.0	
Enlisted	100	±0	92	5	3	0	±5	97.0	±3.0	
Officers	100	±1	87	7	6	0	±5	94.0	±4.0	
ANG	100	±1	80	9	10	1	±3	89.0	±3.0	
Enlisted	100	±1	79	10	10	1	±3	89.0	±3.0	
Officers	100	±0	83	7	9	0	±6	91.0	±5.0	
USAFR	100	±0	72	16	10	2	±4	88.0	±3.0	
Enlisted	100	±0	70	17	11	2	±5	87.0	±4.0	
Officers	100	±0	80	11	7	2	±6	91.0	±5.0	
USCGR	100	±0	80	7	12	1	±3	87.0	±3.0	
Enlisted	100	±0	81	7	11	1	±4	88.0	±3.0	
E1 - E4	100	±0	76	10	13	1	±5	86.0	±4.0	
E5 - E9	100	±0	85	5	10	1	±5	90.0	±4.0	
Officers	100	±0	73	7	17	3	±4	81.0	±3.0	
O1 - O3	100	±0	71	4	22	3	±5	75.0	±5.0	
O4 - O6	100	±0	76	11	11	2	±6	87.0	±5.0	
Females	100	±0	71	6	21	2	±4	76.0	±4.0	
Enlisted	100	±0	71	5	22	2	±5	77.0	±4.0	
Officers	100	±0	69	7	21	2	±6	76.0	±6.0	
Males	100	±0	82	7	10	1	±4	89.0	±3.0	
Enlisted	100	±0	83	7	9	0	±4	90.0	±3.0	
Officers	100	±0	75	7	16	3	±4	82.0	±4.0	

36. Is your immediate supervisor in your current military workgroup in the military? Constructed from Q36.

	Percent Responding		Percentages	Max ME	Percentage Reporting Yes
			Yes		
TOTAL DOD	100	±1	93	±1	
ARNG	100	±1	96	±1	
USAR	100	±1	92	±2	
USNR	100	±1	93	±3	
USMCR	100	±1	95	±4	
ANG	100	±1	90	±2	
USAFR	100	±1	84	±3	
Enlisted	100	±1	93	±1	
E1 – E4	100	±1	95	±1	
E1 – E3	100	±1	95	±2	
E4	100	±1	95	±2	
E5 – E9	100	±1	92	±1	
E5 – E7	100	±1	92	±1	
E8 – E9	100	±1	91	±3	
Officers	100	±1	92	±2	
O1 – O3	100	±1	93	±2	
O4 – O6	100	±1	91	±2	
W1 – W5	100	±0	94	±3	
Reserve Unit	100	±1	93	±1	
AGR/FTS/AR	100	±0	93	±2	
IMA	100	±1	75	±5	
Not Activated Past 12 Months	100	±1	93	±1	
Activated Past 12 Months	100	±1	94	±2	
Not Deployed Past 12 Months	100	±1	93	±1	
Deployed Past 12 Months	100	±1	93	±2	
Non-Hispanic White	100	±1	93	±1	
Total Minority	100	±1	93	±1	
Non-Hispanic Black	100	±1	92	±2	
Hispanic	100	±1	94	±2	
FEMALES	100	±1	93	±1	
Enlisted	100	±1	94	±1	
E1 – E4	100	±1	95	±2	
E5 – E9	100	±1	93	±2	
Officers	100	±1	91	±2	
O1 – O3	100	±1	91	±3	
O4 – O6	100	±0	90	±3	
Reserve Unit	100	±1	94	±1	
AGR/FTS/AR	100	±0	92	±3	
IMA	100	±1	76	±6	
Non-Hispanic White	100	±1	94	±1	
Total Minority	100	±1	93	±2	
ARNG	100	±1	96	±2	
Enlisted	100	±1	96	±2	
Officers	100	±0	94	±4	
USAR	100	±1	91	±2	
Enlisted	100	±0	92	±2	
Officers	100	±1	88	±4	

Note. Percent responding are Reserve members who answered the question.

36. Continued	Percent Responding		Percentages	Max ME	Percentage Reporting Yes
			Yes		
USNR	100	±1	93	±3	
Enlisted	100	±1	93	±4	
Officers	100	±0	94	±4	
USMCR	99	±1	95	±4	
Enlisted	100	±1	95	±5	
Officers	98	±4	92	±8	
ANG	100	±1	95	±2	
Enlisted	100	±1	95	±2	
Officers	100	±0	94	±3	
USAFR	100	±1	89	±3	
Enlisted	100	±1	90	±3	
Officers	100	±0	87	±4	
MALES	100	±1	93	±1	
Enlisted	100	±1	93	±1	
E1 - E4	100	±1	95	±2	
E5 - E9	100	±1	92	±1	
Officers	100	±1	92	±2	
O1 - O3	100	±0	93	±3	
O4 - O6	100	±1	91	±2	
Reserve Unit	100	±1	93	±1	
AGR/FTS/AR	100	±0	93	±2	
IMA	100	±1	75	±6	
Non-Hispanic White	100	±1	93	±1	
Total Minority	100	±1	93	±2	
ARNG	100	±1	96	±1	
Enlisted	100	±1	96	±1	
Officers	100	±0	94	±3	
USAR	100	±1	92	±2	
Enlisted	100	±1	93	±2	
Officers	100	±0	90	±4	
USNR	100	±1	93	±3	
Enlisted	100	±0	93	±4	
Officers	100	±1	96	±3	
USMCR	100	±1	95	±4	
Enlisted	100	±0	95	±4	
Officers	100	±1	93	±4	
ANG	100	±1	89	±2	
Enlisted	100	±1	89	±3	
Officers	100	±0	93	±4	
USAFR	100	±0	82	±4	
Enlisted	100	±0	81	±4	
Officers	100	±0	87	±5	
USCGR	100	±0	92	±2	
Enlisted	100	±0	92	±3	
E1 - E4	100	±0	89	±4	
E5 - E9	100	±0	94	±4	
Officers	100	±0	90	±3	
O1 - O3	100	±0	93	±3	
O4 - O6	100	±0	87	±5	
Females	100	±0	92	±3	
Enlisted	100	±0	93	±3	
Officers	100	±0	90	±5	
Males	100	±0	92	±3	
Enlisted	100	±0	92	±3	
Officers	100	±0	90	±3	

37. How much do you agree or disagree with the following statements about your immediate supervisor at your military job?

a. You trust your supervisor.

1. Strongly disagree
4. Agree

2. Disagree
5. Strongly agree

3. Neither agree nor disagree

	Percent Responding		Percentages					Max ME	Average Agreement		
			1	2	3	4	5				
TOTAL DOD	100	±1	3	5	12	38	42	±2	4.1	±0.1	
ARNG	100	±1	4	5	11	39	42	±2	4.1	±0.1	
USAR	100	±1	4	5	14	38	39	±3	4.0	±0.1	
USNR	100	±1	2	5	11	38	44	±4	4.2	±0.1	
USMCR	100	±1	2	3	7	37	51	±6	4.3	±0.1	
ANG	100	±1	3	5	11	38	43	±3	4.1	±0.1	
USAFR	99	±1	2	5	13	35	44	±4	4.1	±0.1	
Enlisted	100	±1	4	5	12	38	41	±2	4.1	±0.1	
E1 – E4	100	±1	3	4	11	37	46	±3	4.2	±0.1	
E1 – E3	100	±1	2	2	8	35	53	±4	4.4	±0.1	
E4	100	±1	4	5	13	38	41	±3	4.1	±0.1	
E5 – E9	100	±1	4	6	13	39	37	±2	4.0	±0.1	
E5 – E7	100	±1	4	6	14	39	36	±2	4.0	±0.1	
E8 – E9	99	±1	3	4	11	38	44	±4	4.2	±0.1	
Officers	100	±1	2	4	10	37	46	±2	4.2	±0.1	
O1 – O3	100	±1	2	5	12	38	43	±4	4.2	±0.1	
O4 – O6	100	±1	2	4	8	35	51	±3	4.3	±0.1	
W1 – W5	99	±2	2	5	11	47	34	±6	4.1	±0.2	
Reserve Unit	100	±1	3	4	12	38	42	±2	4.1	±0.1	
AGR/FTS/AR	99	±1	6	8	14	35	37	±3	3.9	±0.1	
IMA	99	±1	2	3	8	33	54	±5	4.3	±0.1	
Not Activated Past 12 Months	100	±1	3	5	11	38	43	±2	4.1	±0.1	
Activated Past 12 Months	100	±1	4	5	14	38	39	±3	4.0	±0.1	
Not Deployed Past 12 Months	100	±1	3	5	11	38	43	±2	4.1	±0.1	
Deployed Past 12 Months	100	±1	5	6	15	40	35	±4	4.0	±0.1	
Non-Hispanic White	100	±1	3	5	11	38	43	±2	4.1	±0.1	
Total Minority	100	±1	4	5	13	38	40	±2	4.1	±0.1	
Non-Hispanic Black	99	±1	4	5	15	40	37	±4	4.0	±0.1	
Hispanic	100	±1	5	4	12	38	42	±4	4.1	±0.1	
FEMALES	99	±1	5	7	15	37	36	±2	3.9	±0.1	
Enlisted	99	±1	6	7	16	37	35	±2	3.9	±0.1	
E1 – E4	99	±1	5	5	15	36	38	±3	4.0	±0.1	
E5 – E9	99	±1	6	9	16	37	32	±2	3.8	±0.1	
Officers	100	±1	4	7	14	37	39	±3	4.0	±0.1	
O1 – O3	100	±1	4	8	15	37	36	±5	3.9	±0.1	
O4 – O6	100	±1	4	5	12	35	43	±4	4.1	±0.1	
Reserve Unit	100	±1	5	7	15	37	36	±2	3.9	±0.1	
AGR/FTS/AR	99	±2	8	11	15	34	31	±4	3.7	±0.1	
IMA	99	±2	2	6	10	38	44	±6	4.2	±0.2	
Non-Hispanic White	100	±1	5	7	13	35	39	±2	4.0	±0.1	
Total Minority	99	±1	5	7	18	38	32	±3	3.8	±0.1	
ARNG	99	±1	6	7	15	37	36	±3	3.9	±0.1	
Enlisted	99	±1	7	6	15	36	36	±3	3.9	±0.1	
Officers	100	±0	4	10	14	41	31	±7	3.9	±0.2	
USAR	99	±1	6	8	17	36	33	±3	3.8	±0.1	
Enlisted	99	±1	7	8	17	36	32	±3	3.8	±0.1	
Officers	100	±1	5	7	16	35	37	±6	3.9	±0.2	

Note. Percent responding are Reserve members who answered the question.

2012 Workplace and Gender Relations Survey of Reserve Component Members

37a. Continued	Percent Responding		Percentages					Max ME	Average Agreement		
			1	2	3	4	5				
USNR	100	±1	2	6	14	42	37	±5	4.1	±0.1	
Enlisted	100	±1	1	6	15	43	35	±6	4.0	±0.1	
Officers	100	±0	3	3	10	36	48	±6	4.2	±0.1	
USMCR	98	±2	4	3	13	35	44	±9	4.1	±0.2	
Enlisted	99	±3	4	3	14	36	43	±10	4.1	±0.2	
Officers	97	±4	6	1	12	32	48	±11	4.1	±0.3	
ANG	100	±1	5	8	15	35	37	±4	3.9	±0.1	
Enlisted	100	±1	5	8	15	35	37	±4	3.9	±0.1	
Officers	99	±1	3	6	14	35	43	±6	4.1	±0.2	
USAFR	99	±1	3	6	15	36	39	±4	4.0	±0.1	
Enlisted	99	±1	3	7	16	36	38	±5	4.0	±0.1	
Officers	99	±1	3	4	12	35	45	±6	4.1	±0.2	
MALES	100	±1	3	4	11	38	43	±2	4.1	±0.1	
Enlisted	100	±1	3	4	12	38	42	±2	4.1	±0.1	
E1 - E4	100	±1	3	3	10	37	47	±3	4.2	±0.1	
E5 - E9	100	±1	4	5	13	40	38	±2	4.0	±0.1	
Officers	100	±1	2	4	9	38	47	±3	4.2	±0.1	
O1 - O3	100	±0	2	4	11	38	45	±5	4.2	±0.1	
O4 - O6	100	±1	2	3	7	35	52	±4	4.3	±0.1	
Reserve Unit	100	±1	3	4	11	39	43	±2	4.2	±0.1	
AGR/FTS/AR	100	±1	5	7	14	35	38	±4	3.9	±0.1	
IMA	100	±1	2	3	8	31	57	±6	4.4	±0.2	
Non-Hispanic White	100	±1	3	5	11	38	44	±2	4.2	±0.1	
Total Minority	100	±1	3	4	12	39	42	±3	4.1	±0.1	
ARNG	100	±1	3	4	11	39	43	±3	4.1	±0.1	
Enlisted	100	±1	4	4	11	39	42	±3	4.1	±0.1	
Officers	100	±0	2	5	10	40	43	±5	4.2	±0.1	
USAR	100	±1	4	5	13	38	40	±3	4.1	±0.1	
Enlisted	100	±1	4	5	14	38	40	±4	4.0	±0.1	
Officers	100	±1	3	2	12	39	44	±5	4.2	±0.1	
USNR	100	±1	2	4	10	37	46	±5	4.2	±0.1	
Enlisted	100	±1	3	5	11	38	43	±6	4.1	±0.2	
Officers	100	±1	1	3	7	36	53	±6	4.4	±0.1	
USMCR	100	±0	2	3	7	37	51	±7	4.3	±0.2	
Enlisted	100	±0	2	3	7	38	50	±7	4.3	±0.2	
Officers	100	±0	1	1	5	30	63	±7	4.5	±0.1	
ANG	100	±1	2	4	10	39	44	±3	4.2	±0.1	
Enlisted	100	±1	3	5	10	39	43	±4	4.2	±0.1	
Officers	100	±0	1	3	10	35	51	±7	4.3	±0.2	
USAFR	100	±1	2	5	12	35	46	±5	4.2	±0.1	
Enlisted	100	±1	2	5	14	36	43	±5	4.1	±0.1	
Officers	99	±2	3	5	5	33	55	±7	4.3	±0.2	
USCGR	100	±1	1	3	9	38	48	±4	4.3	±0.1	
Enlisted	100	±1	1	3	10	38	48	±4	4.3	±0.1	
E1 - E4	100	±1	1	2	10	39	48	±6	4.3	±0.1	
E5 - E9	100	±0	1	3	10	38	48	±6	4.3	±0.1	
Officers	100	±1	3	3	7	36	51	±4	4.3	±0.1	
O1 - O3	100	±1	4	4	6	39	47	±5	4.2	±0.1	
O4 - O6	99	±2	2	2	7	33	55	±6	4.4	±0.2	
Females	100	±1	3	5	12	39	42	±4	4.1	±0.1	
Enlisted	99	±1	3	5	12	37	43	±5	4.1	±0.1	
Officers	100	±0	2	4	10	43	41	±6	4.2	±0.2	
Males	100	±1	1	3	9	38	50	±4	4.3	±0.1	
Enlisted	100	±0	1	3	10	38	49	±5	4.3	±0.1	
Officers	99	±1	3	3	6	34	54	±5	4.3	±0.1	

37. How much do you agree or disagree with the following statements about your immediate supervisor at your military job?**b. Your supervisor ensures that all assigned personnel are treated fairly.**1. Strongly disagree
4. Agree2. Disagree
5. Strongly agree

3. Neither agree nor disagree

	Percent Responding		Percentages					Max ME	Average Agreement		
			1	2	3	4	5				
TOTAL DOD	100	±1	4	5	13	37	41	±2	4.1	±0.1	
ARNG	100	±1	4	5	12	37	41	±2	4.1	±0.1	
USAR	99	±1	5	5	15	37	38	±3	4.0	±0.1	
USNR	100	±1	2	4	11	39	44	±4	4.2	±0.1	
USMCR	99	±1	2	5	10	35	48	±6	4.2	±0.2	
ANG	99	±1	4	7	12	36	41	±3	4.0	±0.1	
USAFR	99	±1	3	5	14	36	43	±4	4.1	±0.1	
Enlisted	100	±1	4	5	13	37	40	±2	4.0	±0.1	
E1 – E4	100	±1	3	4	13	35	44	±3	4.1	±0.1	
E1 – E3	100	±1	2	2	9	34	52	±4	4.3	±0.1	
E4	100	±1	4	5	15	36	40	±3	4.0	±0.1	
E5 – E9	100	±1	5	6	14	39	36	±2	4.0	±0.1	
E5 – E7	100	±1	5	7	14	39	35	±2	3.9	±0.1	
E8 – E9	100	±1	3	5	11	37	44	±4	4.1	±0.1	
Officers	100	±1	3	4	10	37	46	±2	4.2	±0.1	
O1 – O3	99	±1	2	4	12	37	44	±4	4.2	±0.1	
O4 – O6	100	±1	3	5	8	35	50	±3	4.3	±0.1	
W1 – W5	100	±1	4	5	13	44	34	±6	4.0	±0.2	
Reserve Unit	100	±1	4	5	12	38	41	±2	4.1	±0.1	
AGR/FTS/AR	100	±1	6	8	16	33	37	±3	3.9	±0.1	
IMA	100	±1	2	3	11	32	51	±5	4.3	±0.1	
Not Activated Past 12 Months	100	±1	4	5	12	37	42	±2	4.1	±0.1	
Activated Past 12 Months	100	±1	5	5	16	36	38	±3	4.0	±0.1	
Not Deployed Past 12 Months	100	±1	4	5	12	37	42	±2	4.1	±0.1	
Deployed Past 12 Months	99	±1	5	5	17	37	36	±4	3.9	±0.1	
Non-Hispanic White	100	±1	4	5	12	36	42	±2	4.1	±0.1	
Total Minority	99	±1	4	5	14	38	39	±2	4.0	±0.1	
Non-Hispanic Black	99	±1	4	5	15	39	37	±4	4.0	±0.1	
Hispanic	100	±1	4	4	12	38	41	±4	4.1	±0.1	
FEMALES	100	±1	6	7	16	36	35	±2	3.9	±0.1	
Enlisted	100	±1	6	7	16	36	35	±2	3.9	±0.1	
E1 – E4	100	±1	5	6	16	35	38	±3	4.0	±0.1	
E5 – E9	99	±1	7	9	17	36	31	±2	3.8	±0.1	
Officers	99	±1	4	7	15	34	40	±3	4.0	±0.1	
O1 – O3	99	±1	4	7	17	34	37	±5	3.9	±0.1	
O4 – O6	99	±1	5	6	12	33	44	±4	4.1	±0.1	
Reserve Unit	100	±1	5	7	16	36	36	±2	3.9	±0.1	
AGR/FTS/AR	99	±1	9	11	16	33	31	±4	3.7	±0.1	
IMA	99	±1	4	5	14	35	42	±6	4.1	±0.2	
Non-Hispanic White	100	±1	6	7	14	35	37	±2	3.9	±0.1	
Total Minority	99	±1	5	7	18	37	33	±3	3.9	±0.1	
ARNG	100	±1	6	8	15	35	35	±3	3.9	±0.1	
Enlisted	100	±1	6	8	15	35	36	±3	3.9	±0.1	
Officers	100	±1	5	8	19	35	33	±6	3.8	±0.2	
USAR	99	±1	7	7	18	35	33	±3	3.8	±0.1	
Enlisted	100	±1	7	7	18	35	32	±3	3.8	±0.1	
Officers	99	±2	5	7	16	34	38	±6	3.9	±0.2	

Note. Percent responding are Reserve members who answered the question.

2012 Workplace and Gender Relations Survey of Reserve Component Members

37b. Continued	Percent Responding		Percentages					Max ME	Average Agreement		
			1	2	3	4	5				
USNR	99	±1	2	5	12	43	38	±5	4.1	±0.1	
Enlisted	99	±2	2	5	13	45	35	±6	4.1	±0.2	
Officers	100	±0	3	3	11	35	49	±6	4.2	±0.1	
USMCR	99	±1	5	3	16	33	43	±9	4.1	±0.2	
Enlisted	100	±1	5	3	17	34	41	±10	4.0	±0.2	
Officers	95	±5	6	4	12	26	52	±11	4.1	±0.3	
ANG	100	±1	6	8	16	34	37	±4	3.9	±0.1	
Enlisted	100	±1	6	8	16	34	36	±4	3.9	±0.1	
Officers	100	±1	3	8	12	34	42	±6	4.0	±0.2	
USAFR	99	±1	4	6	16	36	38	±4	4.0	±0.1	
Enlisted	99	±1	3	7	17	36	36	±5	3.9	±0.1	
Officers	99	±1	5	5	13	33	45	±6	4.1	±0.2	
MALES	100	±1	3	5	12	37	42	±2	4.1	±0.1	
Enlisted	100	±1	4	5	13	37	41	±2	4.1	±0.1	
E1 - E4	100	±1	3	4	12	35	46	±3	4.2	±0.1	
E5 - E9	100	±1	4	6	13	39	37	±2	4.0	±0.1	
Officers	100	±1	2	4	9	37	48	±3	4.2	±0.1	
O1 - O3	99	±1	2	3	10	38	46	±5	4.2	±0.1	
O4 - O6	100	±1	2	4	7	35	51	±4	4.3	±0.1	
Reserve Unit	100	±1	3	4	12	38	43	±2	4.1	±0.1	
AGR/FTS/AR	100	±1	6	8	16	33	38	±4	3.9	±0.1	
IMA	100	±1	2	3	10	31	54	±6	4.3	±0.2	
Non-Hispanic White	100	±1	3	5	12	37	43	±2	4.1	±0.1	
Total Minority	99	±1	4	4	13	39	41	±3	4.1	±0.1	
ARNG	100	±1	4	5	11	38	42	±3	4.1	±0.1	
Enlisted	100	±1	4	5	12	38	42	±3	4.1	±0.1	
Officers	100	±1	2	4	9	39	45	±5	4.2	±0.1	
USAR	99	±1	4	5	14	38	40	±3	4.0	±0.1	
Enlisted	100	±1	4	5	15	37	39	±4	4.0	±0.1	
Officers	99	±1	3	4	11	39	44	±5	4.2	±0.1	
USNR	100	±1	2	4	11	38	45	±5	4.2	±0.1	
Enlisted	100	±1	2	4	13	39	42	±6	4.1	±0.2	
Officers	99	±1	1	2	6	35	55	±6	4.4	±0.1	
USMCR	99	±1	2	5	10	35	48	±7	4.2	±0.2	
Enlisted	99	±2	2	5	10	36	47	±7	4.2	±0.2	
Officers	100	±1	1	2	6	28	63	±7	4.5	±0.1	
ANG	99	±1	3	6	12	37	42	±3	4.1	±0.1	
Enlisted	99	±1	3	7	12	37	41	±4	4.1	±0.1	
Officers	100	±0	2	4	9	36	49	±7	4.3	±0.2	
USAFR	99	±1	3	4	13	36	44	±4	4.1	±0.1	
Enlisted	100	±1	3	4	14	37	42	±5	4.1	±0.1	
Officers	99	±2	2	4	7	33	54	±7	4.3	±0.2	
USCGR	100	±1	1	4	9	37	49	±4	4.3	±0.1	
Enlisted	100	±1	1	4	9	38	48	±4	4.3	±0.1	
E1 - E4	100	±1	1	5	8	39	48	±6	4.3	±0.1	
E5 - E9	100	±1	1	4	10	37	48	±6	4.3	±0.1	
Officers	100	±1	2	2	10	32	53	±4	4.3	±0.1	
O1 - O3	99	±1	3	3	10	34	50	±5	4.2	±0.1	
O4 - O6	100	±1	1	2	11	30	55	±6	4.4	±0.2	
Females	99	±1	2	6	13	34	45	±4	4.1	±0.1	
Enlisted	99	±1	3	6	12	33	45	±5	4.1	±0.1	
Officers	99	±2	2	3	15	36	45	±6	4.2	±0.2	
Males	100	±1	1	3	8	38	49	±4	4.3	±0.1	
Enlisted	100	±1	1	4	8	39	48	±5	4.3	±0.1	
Officers	100	±1	3	2	9	31	55	±5	4.3	±0.1	

37. How much do you agree or disagree with the following statements about your immediate supervisor at your military job?

c. There is very little conflict between your supervisor and the people who report to him/her.

- 1. Strongly disagree
- 2. Disagree
- 3. Neither agree nor disagree
- 4. Agree
- 5. Strongly agree

	Percent Responding		Percentages					Max ME	Average Agreement		
			1	2	3	4	5				
TOTAL DOD	100	±1	3	7	15	38	37	±2	4.0	±0.1	
ARNG	100	±1	3	7	15	39	36	±2	4.0	±0.1	
USAR	100	±1	4	7	17	37	35	±3	3.9	±0.1	
USNR	99	±1	2	5	12	40	39	±4	4.1	±0.1	
USMCR	100	±1	2	4	15	34	45	±6	4.2	±0.2	
ANG	100	±1	3	7	15	38	37	±3	4.0	±0.1	
USAFR	100	±1	2	7	15	38	38	±4	4.0	±0.1	
Enlisted	100	±1	4	7	16	38	36	±2	4.0	±0.1	
E1 – E4	100	±1	3	5	15	35	41	±3	4.1	±0.1	
E1 – E3	100	±1	2	3	11	33	50	±4	4.3	±0.1	
E4	100	±1	3	6	18	36	36	±3	4.0	±0.1	
E5 – E9	100	±1	4	9	16	40	32	±2	3.9	±0.1	
E5 – E7	100	±1	4	9	16	40	31	±2	3.9	±0.1	
E8 – E9	99	±1	3	6	13	41	37	±4	4.0	±0.1	
Officers	100	±1	2	6	13	40	39	±2	4.1	±0.1	
O1 – O3	100	±1	3	6	14	41	37	±4	4.0	±0.1	
O4 – O6	100	±1	2	6	11	38	43	±3	4.1	±0.1	
W1 – W5	99	±1	2	7	14	46	31	±6	4.0	±0.2	
Reserve Unit	100	±1	3	6	15	38	37	±2	4.0	±0.1	
AGR/FTS/AR	100	±1	6	11	18	34	31	±3	3.7	±0.1	
IMA	100	±1	2	4	14	35	46	±5	4.2	±0.1	
Not Activated Past 12 Months	100	±1	3	6	14	38	38	±2	4.0	±0.1	
Activated Past 12 Months	100	±1	4	8	17	37	35	±3	3.9	±0.1	
Not Deployed Past 12 Months	100	±1	3	7	14	38	38	±2	4.0	±0.1	
Deployed Past 12 Months	100	±1	4	8	19	39	31	±4	3.8	±0.1	
Non-Hispanic White	100	±1	3	7	14	38	37	±2	4.0	±0.1	
Total Minority	99	±1	4	7	17	37	36	±2	3.9	±0.1	
Non-Hispanic Black	99	±1	4	7	16	39	34	±4	3.9	±0.1	
Hispanic	99	±1	4	7	17	36	37	±4	4.0	±0.1	
FEMALES	99	±1	5	8	17	36	33	±2	3.8	±0.1	
Enlisted	99	±1	5	8	17	36	33	±2	3.8	±0.1	
E1 – E4	99	±1	5	6	17	35	37	±3	3.9	±0.1	
E5 – E9	99	±1	6	10	18	37	29	±2	3.7	±0.1	
Officers	100	±1	4	8	17	38	35	±3	3.9	±0.1	
O1 – O3	99	±1	4	7	17	40	32	±5	3.9	±0.1	
O4 – O6	100	±1	3	8	16	34	39	±4	4.0	±0.1	
Reserve Unit	99	±1	5	8	17	37	34	±2	3.9	±0.1	
AGR/FTS/AR	99	±1	8	11	19	33	29	±4	3.6	±0.1	
IMA	99	±2	2	8	13	38	38	±6	4.0	±0.2	
Non-Hispanic White	100	±1	5	8	16	36	35	±2	3.9	±0.1	
Total Minority	99	±1	5	8	19	37	31	±3	3.8	±0.1	
ARNG	99	±1	6	8	17	36	34	±3	3.8	±0.1	
Enlisted	99	±1	6	8	17	35	34	±3	3.8	±0.1	
Officers	100	±1	4	10	14	43	30	±7	3.8	±0.2	
USAR	99	±1	6	8	20	35	31	±3	3.8	±0.1	
Enlisted	99	±1	6	9	19	35	31	±3	3.8	±0.1	
Officers	99	±1	4	7	21	37	31	±6	3.8	±0.2	

Note. Percent responding are Reserve members who answered the question.

2012 Workplace and Gender Relations Survey of Reserve Component Members

37c. Continued	Percent Responding		Percentages					Max ME	Average Agreement		
			1	2	3	4	5				
USNR	100	±1	2	8	12	44	33	±5	4.0	±0.1	
Enlisted	100	±1	3	9	13	44	31	±6	3.9	±0.2	
Officers	100	±1	2	5	10	40	44	±6	4.2	±0.1	
USMCR	99	±1	5	6	13	34	43	±9	4.0	±0.2	
Enlisted	100	±1	5	7	13	34	41	±10	4.0	±0.3	
Officers	97	±4	5	3	10	28	54	±11	4.2	±0.3	
ANG	99	±1	4	9	17	35	34	±4	3.9	±0.1	
Enlisted	99	±1	5	9	17	35	34	±4	3.8	±0.1	
Officers	100	±0	2	8	19	34	37	±6	4.0	±0.2	
USAFR	99	±1	4	7	18	36	36	±4	3.9	±0.1	
Enlisted	99	±1	4	7	19	37	34	±5	3.9	±0.1	
Officers	99	±1	4	7	13	34	43	±6	4.0	±0.2	
MALES	100	±1	3	6	15	38	38	±2	4.0	±0.1	
Enlisted	100	±1	3	7	15	38	37	±2	4.0	±0.1	
E1 - E4	100	±1	2	5	15	35	42	±3	4.1	±0.1	
E5 - E9	100	±1	4	8	15	40	33	±2	3.9	±0.1	
Officers	100	±1	2	6	12	41	40	±3	4.1	±0.1	
O1 - O3	100	±1	2	6	13	41	38	±5	4.1	±0.1	
O4 - O6	99	±1	2	5	10	39	44	±4	4.2	±0.1	
Reserve Unit	100	±1	3	6	14	39	38	±2	4.0	±0.1	
AGR/FTS/AR	100	±1	5	11	17	35	32	±4	3.8	±0.1	
IMA	100	±0	2	3	14	33	48	±6	4.2	±0.2	
Non-Hispanic White	100	±1	3	7	14	39	38	±2	4.0	±0.1	
Total Minority	100	±1	3	6	16	37	37	±3	4.0	±0.1	
ARNG	100	±1	3	7	14	39	37	±3	4.0	±0.1	
Enlisted	100	±1	3	6	15	39	37	±3	4.0	±0.1	
Officers	100	±1	2	7	11	44	36	±5	4.1	±0.1	
USAR	100	±1	4	7	16	37	36	±3	3.9	±0.1	
Enlisted	100	±1	4	7	16	37	36	±4	3.9	±0.1	
Officers	99	±1	2	6	14	40	37	±5	4.0	±0.1	
USNR	99	±1	2	5	12	40	41	±5	4.1	±0.1	
Enlisted	99	±1	3	5	13	41	38	±6	4.1	±0.2	
Officers	100	±1	2	2	10	36	50	±6	4.3	±0.1	
USMCR	100	±1	2	3	15	34	45	±7	4.2	±0.2	
Enlisted	100	±1	2	3	16	35	44	±7	4.1	±0.2	
Officers	100	±1	1	4	9	28	57	±7	4.4	±0.2	
ANG	100	±0	3	7	15	38	37	±3	4.0	±0.1	
Enlisted	100	±0	3	8	15	38	37	±4	4.0	±0.1	
Officers	100	±0	2	5	14	41	38	±7	4.1	±0.2	
USAFR	100	±0	2	7	14	38	39	±4	4.1	±0.1	
Enlisted	100	±0	2	7	16	38	37	±5	4.0	±0.1	
Officers	100	±0	2	6	8	38	46	±7	4.2	±0.2	
USCGR	100	±1	1	4	11	40	44	±4	4.2	±0.1	
Enlisted	100	±1	1	4	11	41	43	±4	4.2	±0.1	
E1 - E4	100	±1	1	4	9	42	44	±6	4.3	±0.1	
E5 - E9	100	±1	1	4	13	40	42	±6	4.2	±0.2	
Officers	100	±0	3	4	11	34	48	±4	4.2	±0.1	
O1 - O3	100	±0	4	3	11	35	47	±5	4.2	±0.1	
O4 - O6	100	±0	2	4	13	34	47	±6	4.2	±0.2	
Females	100	±0	2	5	14	37	42	±4	4.1	±0.1	
Enlisted	100	±0	2	5	14	36	43	±5	4.1	±0.1	
Officers	100	±0	2	2	17	41	38	±6	4.1	±0.2	
Males	100	±1	1	4	10	40	44	±4	4.2	±0.1	
Enlisted	100	±1	1	4	11	42	43	±5	4.2	±0.1	
Officers	100	±0	3	4	10	33	50	±5	4.2	±0.1	

37. How much do you agree or disagree with the following statements about your immediate supervisor at your military job?

d. Your supervisor evaluates your work performance fairly.

1. Strongly disagree 2. Disagree 3. Neither agree nor disagree
 4. Agree 5. Strongly agree

	Percent Responding		Percentages					Max ME	Average Agreement		
			1	2	3	4	5				
TOTAL DOD	100	±1	3	4	15	38	40	±2	4.1	±0.1	
ARNG	100	±1	4	4	14	38	40	±2	4.1	±0.1	
USAR	99	±1	3	4	18	38	37	±3	4.0	±0.1	
USNR	100	±1	2	4	16	38	40	±4	4.1	±0.1	
USMCR	100	±1	1	5	15	35	45	±6	4.2	±0.2	
ANG	99	±1	2	4	14	40	41	±3	4.1	±0.1	
USAFR	100	±1	2	3	14	37	44	±4	4.2	±0.1	
Enlisted	100	±1	3	4	16	38	39	±2	4.1	±0.1	
E1 – E4	100	±1	3	3	15	36	43	±3	4.1	±0.1	
E1 – E3	100	±1	2	2	11	34	51	±4	4.3	±0.1	
E4	100	±1	3	4	18	37	38	±3	4.0	±0.1	
E5 – E9	100	±1	3	5	16	39	36	±2	4.0	±0.1	
E5 – E7	100	±1	4	6	17	39	35	±2	4.0	±0.1	
E8 – E9	100	±1	2	4	12	39	42	±4	4.2	±0.1	
Officers	100	±1	2	3	13	38	44	±2	4.2	±0.1	
O1 – O3	99	±1	2	2	15	39	41	±4	4.2	±0.1	
O4 – O6	100	±1	2	3	11	35	49	±3	4.3	±0.1	
W1 – W5	100	±1	2	2	16	46	34	±6	4.1	±0.1	
Reserve Unit	100	±1	3	4	15	38	40	±2	4.1	±0.1	
AGR/FTS/AR	100	±1	4	6	15	37	37	±3	4.0	±0.1	
IMA	100	±1	2	3	13	32	50	±5	4.3	±0.1	
Not Activated Past 12 Months	100	±1	3	4	15	38	40	±2	4.1	±0.1	
Activated Past 12 Months	100	±1	4	5	17	36	38	±3	4.0	±0.1	
Not Deployed Past 12 Months	100	±1	3	4	15	38	41	±2	4.1	±0.1	
Deployed Past 12 Months	100	±1	5	5	18	36	36	±4	4.0	±0.1	
Non-Hispanic White	100	±1	3	4	15	37	41	±2	4.1	±0.1	
Total Minority	100	±1	3	4	16	39	38	±2	4.0	±0.1	
Non-Hispanic Black	99	±1	3	4	18	38	37	±4	4.0	±0.1	
Hispanic	100	±1	4	4	14	38	40	±4	4.1	±0.1	
FEMALES	100	±1	4	5	18	37	36	±2	3.9	±0.1	
Enlisted	100	±1	4	5	18	37	36	±2	3.9	±0.1	
E1 – E4	99	±1	4	4	16	37	39	±3	4.0	±0.1	
E5 – E9	100	±1	5	6	20	37	32	±2	3.8	±0.1	
Officers	100	±1	4	4	18	37	38	±3	4.0	±0.1	
O1 – O3	100	±1	4	4	21	36	35	±5	3.9	±0.1	
O4 – O6	100	±1	4	4	14	37	42	±4	4.1	±0.1	
Reserve Unit	100	±1	4	5	18	37	36	±2	4.0	±0.1	
AGR/FTS/AR	100	±1	7	7	18	36	33	±4	3.8	±0.1	
IMA	99	±1	3	5	14	34	44	±6	4.1	±0.2	
Non-Hispanic White	100	±1	4	5	16	36	38	±2	4.0	±0.1	
Total Minority	99	±1	4	5	20	38	33	±3	3.9	±0.1	
ARNG	100	±1	5	5	18	36	36	±3	3.9	±0.1	
Enlisted	100	±1	5	5	17	36	36	±3	3.9	±0.1	
Officers	100	±0	5	4	18	43	30	±7	3.9	±0.2	
USAR	99	±1	5	5	21	35	33	±3	3.9	±0.1	
Enlisted	99	±1	5	5	22	36	33	±3	3.9	±0.1	
Officers	100	±1	4	5	20	34	36	±6	3.9	±0.2	

Note. Percent responding are Reserve members who answered the question.

2012 Workplace and Gender Relations Survey of Reserve Component Members

37d. Continued	Percent Responding		Percentages					Max ME	Average Agreement		
			1	2	3	4	5				
USNR	100	±1	2	5	15	42	36	±5	4.1	±0.1	
Enlisted	100	±1	2	5	14	45	34	±6	4.0	±0.2	
Officers	99	±1	3	3	17	34	44	±6	4.1	±0.2	
USMCR	99	±1	4	2	17	35	42	±9	4.1	±0.2	
Enlisted	100	±1	4	2	17	36	41	±10	4.1	±0.2	
Officers	97	±4	5	1	20	27	47	±11	4.1	±0.3	
ANG	99	±1	3	5	16	38	38	±4	4.0	±0.1	
Enlisted	99	±1	4	5	17	38	37	±4	4.0	±0.1	
Officers	100	±0	2	4	14	39	41	±6	4.1	±0.1	
USAFR	99	±1	3	5	16	37	40	±4	4.0	±0.1	
Enlisted	100	±1	3	5	16	37	38	±5	4.0	±0.1	
Officers	99	±1	4	4	13	33	45	±6	4.1	±0.2	
MALES	100	±1	3	4	15	38	41	±2	4.1	±0.1	
Enlisted	100	±1	3	4	15	38	40	±2	4.1	±0.1	
E1 - E4	100	±1	3	3	15	35	44	±3	4.2	±0.1	
E5 - E9	100	±1	3	5	15	40	36	±2	4.0	±0.1	
Officers	100	±1	1	2	12	38	46	±3	4.2	±0.1	
O1 - O3	99	±1	2	2	13	40	43	±5	4.2	±0.1	
O4 - O6	100	±1	1	3	10	35	50	±4	4.3	±0.1	
Reserve Unit	100	±1	3	4	15	38	41	±2	4.1	±0.1	
AGR/FTS/AR	100	±1	4	6	14	37	38	±4	4.0	±0.1	
IMA	100	±0	1	2	13	32	52	±6	4.3	±0.2	
Non-Hispanic White	100	±1	2	4	14	37	42	±2	4.1	±0.1	
Total Minority	100	±1	3	4	15	39	39	±3	4.1	±0.1	
ARNG	100	±1	3	4	14	38	41	±3	4.1	±0.1	
Enlisted	100	±1	4	4	14	37	41	±3	4.1	±0.1	
Officers	100	±0	1	3	11	42	43	±5	4.2	±0.1	
USAR	99	±1	3	4	17	38	38	±3	4.1	±0.1	
Enlisted	99	±1	3	4	17	38	37	±4	4.0	±0.1	
Officers	99	±1	2	1	16	39	42	±5	4.2	±0.1	
USNR	100	±1	2	4	16	37	41	±5	4.1	±0.1	
Enlisted	100	±1	2	4	18	38	38	±6	4.1	±0.2	
Officers	100	±1	1	2	12	36	50	±6	4.3	±0.1	
USMCR	100	±1	1	5	14	35	45	±7	4.2	±0.2	
Enlisted	100	±1	0	6	15	35	43	±7	4.2	±0.2	
Officers	100	±1	2	2	8	31	57	±7	4.4	±0.2	
ANG	99	±1	2	4	13	40	41	±3	4.1	±0.1	
Enlisted	99	±1	2	4	13	40	40	±4	4.1	±0.1	
Officers	100	±1	1	4	12	37	45	±7	4.2	±0.2	
USAFR	100	±0	2	3	14	37	45	±4	4.2	±0.1	
Enlisted	100	±0	2	3	16	38	42	±5	4.2	±0.1	
Officers	100	±0	2	2	8	32	56	±7	4.4	±0.2	
USCGR	100	±1	1	2	13	38	46	±4	4.3	±0.1	
Enlisted	100	±1	1	2	13	38	46	±4	4.3	±0.1	
E1 - E4	100	±1	1	2	12	38	47	±6	4.3	±0.1	
E5 - E9	100	±1	0	2	13	39	45	±6	4.3	±0.1	
Officers	100	±1	1	3	15	35	47	±4	4.2	±0.1	
O1 - O3	100	±1	2	4	15	34	45	±5	4.2	±0.1	
O4 - O6	100	±0	1	2	13	36	49	±6	4.3	±0.1	
Females	100	±1	1	4	17	35	42	±4	4.1	±0.1	
Enlisted	99	±1	2	5	16	34	43	±5	4.1	±0.1	
Officers	100	±0	1	1	22	36	40	±6	4.1	±0.1	
Males	100	±1	1	2	12	38	47	±4	4.3	±0.1	
Enlisted	100	±0	0	2	12	39	47	±5	4.3	±0.1	
Officers	100	±1	1	3	13	34	49	±5	4.3	±0.1	

37. How much do you agree or disagree with the following statements about your immediate supervisor at your military job?

e. Your supervisor assigns work fairly in your work group.

1. Strongly disagree
4. Agree2. Disagree
5. Strongly agree

3. Neither agree nor disagree

	Percent Responding		Percentages					Max ME	Average Agreement		
			1	2	3	4	5				
TOTAL DOD	99	±1	3	5	16	38	38	±2	4.0	±0.1	
ARNG	100	±1	3	6	14	39	38	±2	4.0	±0.1	
USAR	99	±1	4	5	19	37	34	±3	3.9	±0.1	
USNR	99	±1	2	4	17	38	40	±4	4.1	±0.1	
USMCR	99	±2	1	5	16	38	41	±6	4.1	±0.2	
ANG	99	±1	3	6	14	39	39	±3	4.0	±0.1	
USAFR	100	±1	2	4	16	36	41	±4	4.1	±0.1	
Enlisted	99	±1	3	6	16	38	37	±2	4.0	±0.1	
E1 – E4	100	±1	3	5	15	36	41	±3	4.1	±0.1	
E1 – E3	100	±1	2	3	12	35	49	±4	4.3	±0.1	
E4	99	±1	4	6	17	37	36	±3	4.0	±0.1	
E5 – E9	99	±1	3	7	16	40	34	±2	3.9	±0.1	
E5 – E7	99	±1	4	7	17	40	33	±2	3.9	±0.1	
E8 – E9	99	±1	3	4	13	40	39	±4	4.1	±0.1	
Officers	100	±1	2	4	14	39	41	±2	4.1	±0.1	
O1 – O3	100	±1	2	3	16	41	38	±4	4.1	±0.1	
O4 – O6	100	±1	2	4	13	36	46	±3	4.2	±0.1	
W1 – W5	99	±2	3	5	17	43	33	±6	4.0	±0.2	
Reserve Unit	100	±1	3	5	16	38	38	±2	4.0	±0.1	
AGR/FTS/AR	99	±1	5	7	17	37	34	±3	3.9	±0.1	
IMA	100	±1	1	3	14	34	48	±5	4.3	±0.1	
Not Activated Past 12 Months	99	±1	3	5	15	39	38	±2	4.0	±0.1	
Activated Past 12 Months	100	±1	4	6	18	36	36	±3	4.0	±0.1	
Not Deployed Past 12 Months	99	±1	3	5	15	38	38	±2	4.0	±0.1	
Deployed Past 12 Months	100	±1	4	6	19	37	34	±4	3.9	±0.1	
Non-Hispanic White	100	±1	3	5	15	38	39	±2	4.0	±0.1	
Total Minority	99	±1	3	5	17	38	36	±2	4.0	±0.1	
Non-Hispanic Black	99	±1	4	5	18	39	35	±4	4.0	±0.1	
Hispanic	99	±1	4	5	14	38	38	±4	4.0	±0.1	
FEMALES	99	±1	5	7	18	37	34	±2	3.9	±0.1	
Enlisted	99	±1	5	7	18	37	34	±2	3.9	±0.1	
E1 – E4	99	±1	4	5	16	37	37	±3	4.0	±0.1	
E5 – E9	99	±1	5	8	20	36	30	±2	3.8	±0.1	
Officers	99	±1	4	6	20	37	34	±3	3.9	±0.1	
O1 – O3	99	±1	5	6	21	38	31	±5	3.8	±0.1	
O4 – O6	99	±1	3	5	18	35	39	±4	4.0	±0.1	
Reserve Unit	99	±1	4	6	18	37	34	±2	3.9	±0.1	
AGR/FTS/AR	98	±1	7	9	20	35	29	±4	3.7	±0.1	
IMA	99	±2	2	6	17	35	41	±6	4.1	±0.2	
Non-Hispanic White	100	±1	4	7	17	36	35	±2	3.9	±0.1	
Total Minority	99	±1	5	6	20	38	31	±3	3.9	±0.1	
ARNG	99	±1	5	7	17	38	33	±3	3.9	±0.1	
Enlisted	99	±1	5	7	16	38	33	±3	3.9	±0.1	
Officers	98	±2	4	5	22	39	30	±7	3.9	±0.2	
USAR	99	±1	5	7	21	36	31	±3	3.8	±0.1	
Enlisted	99	±1	5	7	21	35	32	±3	3.8	±0.1	
Officers	99	±1	5	7	20	39	29	±6	3.8	±0.2	

Note. Percent responding are Reserve members who answered the question.

2012 Workplace and Gender Relations Survey of Reserve Component Members

37e. Continued	Percent Responding		Percentages					Max ME	Average Agreement		
			1	2	3	4	5				
USNR	100	±1	2	5	15	42	36	±5	4.0	±0.1	
Enlisted	100	±0	2	5	15	44	34	±6	4.0	±0.2	
Officers	100	±1	2	3	17	35	43	±6	4.1	±0.1	
USMCR	99	±1	4	5	12	41	38	±8	4.0	±0.2	
Enlisted	100	±1	4	5	11	43	37	±10	4.0	±0.2	
Officers	97	±4	5	2	18	29	47	±11	4.1	±0.3	
ANG	99	±1	4	7	18	35	35	±4	3.9	±0.1	
Enlisted	99	±1	5	7	18	35	35	±4	3.9	±0.1	
Officers	100	±0	2	8	17	35	38	±6	4.0	±0.2	
USAFR	100	±1	3	6	19	34	38	±4	4.0	±0.1	
Enlisted	100	±1	3	6	19	34	37	±5	4.0	±0.1	
Officers	99	±1	2	5	19	32	42	±6	4.1	±0.2	
MALES	100	±1	3	5	15	38	39	±2	4.1	±0.1	
Enlisted	100	±1	3	5	15	38	38	±2	4.0	±0.1	
E1 - E4	100	±1	3	4	15	36	42	±3	4.1	±0.1	
E5 - E9	99	±1	3	6	16	40	34	±2	4.0	±0.1	
Officers	100	±1	2	3	13	39	43	±3	4.2	±0.1	
O1 - O3	100	±1	2	3	15	41	40	±5	4.1	±0.1	
O4 - O6	100	±1	1	3	12	37	47	±4	4.2	±0.1	
Reserve Unit	100	±1	3	5	15	39	39	±2	4.1	±0.1	
AGR/FTS/AR	99	±1	4	7	17	37	35	±4	3.9	±0.1	
IMA	100	±0	1	2	13	33	51	±6	4.3	±0.1	
Non-Hispanic White	100	±1	3	5	15	38	39	±2	4.1	±0.1	
Total Minority	99	±1	3	5	16	39	37	±3	4.0	±0.1	
ARNG	100	±1	3	5	14	39	39	±3	4.1	±0.1	
Enlisted	100	±1	3	6	14	39	39	±3	4.1	±0.1	
Officers	100	±1	2	3	14	42	39	±5	4.1	±0.1	
USAR	100	±1	4	5	18	38	35	±3	4.0	±0.1	
Enlisted	100	±1	4	6	19	37	34	±4	3.9	±0.1	
Officers	99	±1	2	3	15	40	39	±5	4.1	±0.1	
USNR	99	±1	2	4	17	37	41	±5	4.1	±0.1	
Enlisted	99	±2	2	4	18	37	38	±6	4.0	±0.2	
Officers	99	±1	1	2	13	35	50	±6	4.3	±0.1	
USMCR	99	±2	1	5	16	38	41	±7	4.1	±0.2	
Enlisted	99	±2	1	5	17	38	39	±7	4.1	±0.2	
Officers	100	±0	1	3	9	34	54	±8	4.4	±0.1	
ANG	99	±1	2	6	13	40	39	±3	4.1	±0.1	
Enlisted	99	±1	2	7	13	39	39	±4	4.1	±0.1	
Officers	99	±1	1	4	12	41	41	±7	4.2	±0.2	
USAFR	100	±1	2	4	16	36	42	±4	4.1	±0.1	
Enlisted	99	±1	2	4	17	38	40	±5	4.1	±0.1	
Officers	100	±0	2	5	9	32	52	±7	4.3	±0.2	
USCGR	99	±1	1	3	12	39	45	±4	4.2	±0.1	
Enlisted	99	±1	1	3	11	40	45	±4	4.2	±0.1	
E1 - E4	99	±1	1	2	11	41	45	±6	4.3	±0.1	
E5 - E9	99	±1	1	5	11	39	44	±6	4.2	±0.1	
Officers	99	±1	1	3	14	36	45	±4	4.2	±0.1	
O1 - O3	99	±2	2	4	14	36	44	±5	4.2	±0.1	
O4 - O6	100	±1	0	2	14	37	47	±7	4.3	±0.1	
Females	99	±1	2	5	14	39	41	±4	4.1	±0.1	
Enlisted	99	±1	2	5	13	39	41	±5	4.1	±0.1	
Officers	99	±2	1	2	20	38	40	±6	4.1	±0.1	
Males	99	±1	1	3	11	40	46	±4	4.3	±0.1	
Enlisted	99	±1	0	3	11	40	45	±5	4.3	±0.1	
Officers	99	±1	1	3	13	36	47	±5	4.2	±0.1	

37. How much do you agree or disagree with the following statements about your immediate supervisor at your military job?

f. You are satisfied with the direction/supervision you receive.

1. Strongly disagree
4. Agree

2. Disagree
5. Strongly agree

3. Neither agree nor disagree

	Percent Responding		Percentages					Max ME	Average Agreement		
			1	2	3	4	5				
TOTAL DOD	100	±1	5	7	14	37	37	±2	3.9	±0.1	
ARNG	100	±1	5	7	13	37	37	±2	4.0	±0.1	
USAR	100	±1	6	8	15	36	34	±3	3.8	±0.1	
USNR	99	±1	3	6	15	37	38	±4	4.0	±0.1	
USMCR	100	±1	3	3	13	39	42	±6	4.1	±0.2	
ANG	99	±1	4	9	14	36	38	±3	4.0	±0.1	
USAFR	100	±1	4	7	14	35	40	±4	4.0	±0.1	
Enlisted	100	±1	5	7	15	36	37	±2	3.9	±0.1	
E1 – E4	100	±1	4	6	14	35	41	±3	4.0	±0.1	
E1 – E3	100	±1	3	3	11	36	48	±4	4.2	±0.1	
E4	100	±1	5	8	16	34	36	±3	3.9	±0.1	
E5 – E9	100	±1	6	9	15	38	33	±2	3.8	±0.1	
E5 – E7	100	±1	6	9	15	38	32	±2	3.8	±0.1	
E8 – E9	99	±1	4	6	13	38	39	±4	4.0	±0.1	
Officers	99	±1	4	6	12	38	39	±2	4.0	±0.1	
O1 – O3	99	±1	4	7	13	40	36	±4	4.0	±0.1	
O4 – O6	100	±1	4	6	10	36	44	±3	4.1	±0.1	
W1 – W5	100	±1	4	7	14	42	32	±6	3.9	±0.2	
Reserve Unit	100	±1	5	7	14	37	37	±2	4.0	±0.1	
AGR/FTS/AR	100	±1	7	9	17	34	33	±3	3.8	±0.1	
IMA	100	±1	3	6	10	35	46	±5	4.2	±0.1	
Not Activated Past 12 Months	100	±1	4	7	14	37	37	±2	4.0	±0.1	
Activated Past 12 Months	100	±1	6	8	16	35	36	±3	3.9	±0.1	
Not Deployed Past 12 Months	100	±1	5	7	14	37	38	±2	4.0	±0.1	
Deployed Past 12 Months	100	±1	6	8	17	35	34	±3	3.8	±0.1	
Non-Hispanic White	100	±1	5	7	14	37	38	±2	4.0	±0.1	
Total Minority	100	±1	5	7	15	36	37	±2	3.9	±0.1	
Non-Hispanic Black	100	±1	5	7	15	36	36	±4	3.9	±0.1	
Hispanic	100	±1	5	6	15	36	38	±4	4.0	±0.1	
FEMALES	100	±1	7	9	16	34	33	±2	3.8	±0.1	
Enlisted	100	±1	7	9	17	34	33	±2	3.8	±0.1	
E1 – E4	100	±1	7	7	15	34	36	±3	3.9	±0.1	
E5 – E9	100	±1	8	10	18	34	29	±2	3.7	±0.1	
Officers	99	±1	7	9	15	34	35	±3	3.8	±0.1	
O1 – O3	100	±1	7	9	18	35	31	±5	3.7	±0.1	
O4 – O6	99	±1	6	8	13	33	40	±4	3.9	±0.1	
Reserve Unit	100	±1	7	8	16	35	33	±2	3.8	±0.1	
AGR/FTS/AR	100	±1	10	12	18	31	30	±4	3.6	±0.1	
IMA	99	±1	5	9	13	34	40	±6	3.9	±0.2	
Non-Hispanic White	100	±1	7	10	15	33	35	±2	3.8	±0.1	
Total Minority	99	±1	7	7	18	36	31	±3	3.8	±0.1	
ARNG	100	±1	8	9	15	36	33	±3	3.8	±0.1	
Enlisted	100	±1	8	9	14	35	34	±3	3.8	±0.1	
Officers	99	±2	8	11	16	37	28	±6	3.7	±0.2	
USAR	99	±1	9	9	18	34	30	±3	3.7	±0.1	
Enlisted	99	±1	9	9	18	34	30	±3	3.7	±0.1	
Officers	99	±1	7	10	15	35	32	±6	3.7	±0.2	

Note. Percent responding are Reserve members who answered the question.

2012 Workplace and Gender Relations Survey of Reserve Component Members

37f. Continued	Percent Responding		Percentages					Max ME	Average Agreement		
			1	2	3	4	5				
USNR	99	±1	4	7	16	38	36	±5	4.0	±0.2	
Enlisted	99	±1	4	7	17	38	34	±6	3.9	±0.2	
Officers	100	±0	4	4	12	38	41	±6	4.1	±0.2	
USMCR	99	±1	5	5	15	34	41	±9	4.0	±0.2	
Enlisted	100	±1	4	5	16	36	39	±10	4.0	±0.2	
Officers	97	±4	6	6	14	27	47	±11	4.0	±0.3	
ANG	99	±1	7	10	17	31	35	±4	3.8	±0.1	
Enlisted	99	±1	7	10	17	32	35	±4	3.8	±0.1	
Officers	100	±1	4	10	16	30	40	±6	3.9	±0.2	
USAFR	100	±1	5	7	19	32	37	±4	3.9	±0.1	
Enlisted	100	±0	5	7	19	33	36	±5	3.9	±0.1	
Officers	99	±1	6	8	17	30	40	±6	3.9	±0.2	
MALES	100	±1	4	7	14	37	38	±2	4.0	±0.1	
Enlisted	100	±1	4	7	14	37	38	±2	4.0	±0.1	
E1 - E4	100	±1	3	6	14	35	42	±3	4.1	±0.1	
E5 - E9	100	±1	5	8	15	38	34	±2	3.9	±0.1	
Officers	99	±1	3	6	11	39	41	±3	4.1	±0.1	
O1 - O3	99	±1	4	6	11	41	38	±5	4.0	±0.1	
O4 - O6	100	±1	3	5	10	37	45	±4	4.2	±0.1	
Reserve Unit	100	±1	4	7	13	38	38	±2	4.0	±0.1	
AGR/FTS/AR	100	±1	6	9	17	34	34	±4	3.8	±0.1	
IMA	100	±1	2	5	9	35	49	±6	4.2	±0.2	
Non-Hispanic White	100	±1	4	7	14	38	38	±2	4.0	±0.1	
Total Minority	100	±1	4	7	14	36	38	±3	4.0	±0.1	
ARNG	100	±1	4	6	13	38	38	±3	4.0	±0.1	
Enlisted	100	±1	5	6	14	37	38	±3	4.0	±0.1	
Officers	100	±1	4	6	10	42	38	±5	4.1	±0.1	
USAR	100	±1	5	8	15	36	36	±3	3.9	±0.1	
Enlisted	100	±1	6	8	15	36	35	±4	3.9	±0.1	
Officers	100	±1	5	7	12	39	37	±5	4.0	±0.2	
USNR	99	±1	3	6	15	37	39	±5	4.0	±0.1	
Enlisted	100	±1	3	7	16	37	36	±6	4.0	±0.2	
Officers	99	±2	2	3	11	37	46	±6	4.2	±0.2	
USMCR	100	±0	3	3	13	39	42	±7	4.1	±0.2	
Enlisted	100	±0	3	3	14	40	40	±7	4.1	±0.2	
Officers	100	±0	3	3	8	32	54	±7	4.3	±0.2	
ANG	99	±1	3	8	14	37	39	±3	4.0	±0.1	
Enlisted	99	±1	3	9	14	36	39	±4	4.0	±0.1	
Officers	99	±2	2	6	11	42	39	±7	4.1	±0.2	
USAFR	100	±1	3	7	12	36	41	±4	4.1	±0.1	
Enlisted	100	±1	3	7	14	37	39	±5	4.0	±0.1	
Officers	99	±1	4	5	8	34	48	±7	4.2	±0.2	
USCGR	100	±1	2	5	11	38	45	±4	4.2	±0.1	
Enlisted	100	±1	2	5	10	38	45	±4	4.2	±0.1	
E1 - E4	100	±1	2	4	11	39	44	±6	4.2	±0.1	
E5 - E9	100	±1	1	6	9	38	45	±6	4.2	±0.2	
Officers	100	±1	3	5	14	35	43	±4	4.1	±0.1	
O1 - O3	100	±0	5	5	16	33	41	±5	4.0	±0.2	
O4 - O6	100	±0	1	7	13	35	45	±7	4.2	±0.2	
Females	100	±0	4	9	12	35	41	±4	4.0	±0.1	
Enlisted	100	±0	4	9	10	35	42	±5	4.0	±0.1	
Officers	100	±0	3	8	20	32	38	±6	3.9	±0.2	
Males	100	±1	2	5	10	38	45	±4	4.2	±0.1	
Enlisted	100	±1	1	5	10	39	45	±5	4.2	±0.1	
Officers	100	±1	3	4	13	35	44	±5	4.1	±0.1	

37. Supervisor Satisfaction scale: Constructed from Q37a-f. Supervisor Satisfaction assesses the level of agreement that supervisors are trustworthy, equitable, and fair in evaluations and delegating assignments.

	Percent Responding		Mean	Max ME	Supervisor Satisfaction
TOTAL DOD	98	±1	4.0	±0.1	
ARNG	99	±1	4.0	±0.1	
USAR	98	±1	3.9	±0.1	
USNR	98	±1	4.1	±0.1	
USMCR	98	±2	4.2	±0.1	
ANG	97	±1	4.1	±0.1	
USAFR	98	±1	4.1	±0.1	
Enlisted	98	±1	4.0	±0.1	
E1 – E4	98	±1	4.1	±0.1	
E1 – E3	99	±1	4.3	±0.1	
E4	98	±1	4.0	±0.1	
E5 – E9	98	±1	3.9	±0.1	
E5 – E7	98	±1	3.9	±0.1	
E8 – E9	97	±2	4.1	±0.1	
Officers	98	±1	4.1	±0.1	
O1 – O3	98	±1	4.1	±0.1	
O4 – O6	98	±1	4.2	±0.1	
W1 – W5	98	±2	4.0	±0.1	
Reserve Unit	98	±1	4.0	±0.1	
AGR/FTS/AR	98	±1	3.8	±0.1	
IMA	99	±1	4.3	±0.1	
Not Activated Past 12 Months	98	±1	4.1	±0.1	
Activated Past 12 Months	98	±1	4.0	±0.1	
Not Deployed Past 12 Months	98	±1	4.1	±0.1	
Deployed Past 12 Months	98	±1	3.9	±0.1	
Non-Hispanic White	98	±1	4.0	±0.1	
Total Minority	98	±1	4.0	±0.1	
Non-Hispanic Black	97	±1	4.0	±0.1	
Hispanic	98	±1	4.0	±0.1	
FEMALES	98	±1	3.9	±0.1	
Enlisted	98	±1	3.9	±0.1	
E1 – E4	98	±1	4.0	±0.1	
E5 – E9	97	±1	3.8	±0.1	
Officers	98	±1	3.9	±0.1	
O1 – O3	98	±2	3.9	±0.1	
O4 – O6	97	±2	4.0	±0.1	
Reserve Unit	98	±1	3.9	±0.1	
AGR/FTS/AR	97	±2	3.7	±0.1	
IMA	96	±3	4.1	±0.2	
Non-Hispanic White	98	±1	3.9	±0.1	
Total Minority	97	±1	3.8	±0.1	
ARNG	98	±1	3.9	±0.1	
Enlisted	98	±1	3.9	±0.1	
Officers	97	±3	3.8	±0.2	
USAR	97	±1	3.8	±0.1	
Enlisted	97	±1	3.8	±0.1	
Officers	97	±2	3.9	±0.1	

Note. Percent responding are Reserve members who answered the question. The scale ranges from 1 to 5. Higher scores indicate members more strongly agreed with positive statements about their supervisor. The overall Cronbach's coefficient alpha = 0.96 (males = 0.96 and females = 0.96).

37. Continued	Percent Responding		Mean	Max ME	Supervisor Satisfaction
USNR	98	±2	4.0	±0.1	
Enlisted	98	±2	4.0	±0.1	
Officers	99	±1	4.2	±0.1	
USMCR	98	±2	4.1	±0.2	
Enlisted	99	±3	4.1	±0.2	
Officers	95	±5	4.1	±0.3	
ANG	97	±2	3.9	±0.1	
Enlisted	97	±2	3.9	±0.1	
Officers	99	±2	4.0	±0.1	
USAFR	98	±1	4.0	±0.1	
Enlisted	98	±2	4.0	±0.1	
Officers	97	±2	4.1	±0.1	
MALES	98	±1	4.1	±0.1	
Enlisted	98	±1	4.0	±0.1	
E1 - E4	98	±1	4.1	±0.1	
E5 - E9	98	±1	4.0	±0.1	
Officers	98	±1	4.2	±0.1	
O1 - O3	98	±1	4.2	±0.1	
O4 - O6	99	±1	4.2	±0.1	
Reserve Unit	98	±1	4.1	±0.1	
AGR/FTS/AR	99	±1	3.9	±0.1	
IMA	99	±1	4.3	±0.1	
Non-Hispanic White	98	±1	4.1	±0.1	
Total Minority	98	±1	4.0	±0.1	
ARNG	99	±1	4.1	±0.1	
Enlisted	99	±1	4.1	±0.1	
Officers	99	±1	4.1	±0.1	
USAR	98	±1	4.0	±0.1	
Enlisted	98	±1	4.0	±0.1	
Officers	98	±2	4.1	±0.1	
USNR	98	±2	4.1	±0.1	
Enlisted	98	±2	4.1	±0.1	
Officers	98	±2	4.3	±0.1	
USMCR	98	±2	4.2	±0.1	
Enlisted	98	±2	4.2	±0.2	
Officers	99	±1	4.4	±0.1	
ANG	97	±2	4.1	±0.1	
Enlisted	97	±2	4.1	±0.1	
Officers	98	±2	4.2	±0.1	
USAFR	98	±1	4.1	±0.1	
Enlisted	98	±2	4.1	±0.1	
Officers	98	±2	4.3	±0.2	
USCGR	98	±1	4.2	±0.1	
Enlisted	98	±1	4.2	±0.1	
E1 - E4	98	±2	4.3	±0.1	
E5 - E9	98	±2	4.2	±0.1	
Officers	98	±1	4.2	±0.1	
O1 - O3	97	±2	4.2	±0.1	
O4 - O6	99	±2	4.3	±0.1	
Females	98	±2	4.1	±0.1	
Enlisted	97	±2	4.1	±0.1	
Officers	99	±2	4.1	±0.1	
Males	98	±1	4.3	±0.1	
Enlisted	99	±2	4.3	±0.1	
Officers	98	±2	4.2	±0.1	

**38. To what extent does your immediate supervisor at your military job...
a. Use the full range of subordinates' military skills to achieve mission objectives?**

1. Strongly disagree 2. Disagree 3. Neither agree nor disagree
4. Agree 5. Strongly agree

	Percent Responding		Percentages					Max ME	Average Agreement		
			1	2	3	4	5				
TOTAL DOD	100	±1	2	6	16	43	33	±2	4.0	±0.1	
ARNG	100	±1	2	6	15	44	33	±2	4.0	±0.1	
USAR	99	±1	4	6	18	43	29	±3	3.9	±0.1	
USNR	100	±1	1	5	16	44	33	±4	4.0	±0.1	
USMCR	99	±1	1	3	13	41	42	±6	4.2	±0.1	
ANG	99	±1	2	6	15	45	32	±3	4.0	±0.1	
USAFR	100	±1	2	5	17	41	35	±4	4.0	±0.1	
Enlisted	100	±1	3	6	16	43	32	±2	4.0	±0.1	
E1 – E4	100	±1	3	4	16	41	36	±3	4.0	±0.1	
E1 – E3	100	±1	1	3	14	40	43	±4	4.2	±0.1	
E4	100	±1	4	6	18	42	32	±3	3.9	±0.1	
E5 – E9	100	±1	3	7	16	45	29	±2	3.9	±0.1	
E5 – E7	100	±1	3	7	17	45	29	±2	3.9	±0.1	
E8 – E9	99	±1	2	6	12	43	37	±4	4.1	±0.1	
Officers	99	±1	2	5	13	45	34	±3	4.1	±0.1	
O1 – O3	100	±1	2	5	14	48	31	±4	4.0	±0.1	
O4 – O6	99	±1	2	5	12	44	38	±3	4.1	±0.1	
W1 – W5	99	±1	2	6	17	43	31	±6	3.9	±0.2	
Reserve Unit	100	±1	2	5	16	44	33	±2	4.0	±0.1	
AGR/FTS/AR	100	±1	3	8	17	41	31	±3	3.9	±0.1	
IMA	99	±2	2	3	15	38	42	±5	4.2	±0.1	
Not Activated Past 12 Months	99	±1	2	5	16	44	33	±2	4.0	±0.1	
Activated Past 12 Months	100	±1	3	6	16	42	33	±3	4.0	±0.1	
Not Deployed Past 12 Months	100	±1	2	5	16	43	33	±2	4.0	±0.1	
Deployed Past 12 Months	100	±1	3	7	16	44	30	±4	3.9	±0.1	
Non-Hispanic White	100	±1	2	6	16	43	33	±2	4.0	±0.1	
Total Minority	99	±1	3	5	16	44	33	±2	4.0	±0.1	
Non-Hispanic Black	100	±1	3	5	15	45	32	±4	4.0	±0.1	
Hispanic	99	±1	2	5	15	43	35	±4	4.1	±0.1	
FEMALES	99	±1	4	7	19	41	29	±2	3.8	±0.1	
Enlisted	99	±1	4	7	20	40	29	±2	3.8	±0.1	
E1 – E4	99	±1	4	5	21	41	30	±3	3.9	±0.1	
E5 – E9	99	±1	5	9	19	40	28	±2	3.8	±0.1	
Officers	99	±1	3	9	17	41	30	±3	3.9	±0.1	
O1 – O3	99	±1	3	11	17	43	27	±5	3.8	±0.1	
O4 – O6	99	±1	3	6	17	39	34	±4	4.0	±0.1	
Reserve Unit	99	±1	4	7	19	41	29	±2	3.8	±0.1	
AGR/FTS/AR	99	±1	6	9	20	35	30	±4	3.8	±0.1	
IMA	98	±2	3	6	19	38	35	±6	4.0	±0.2	
Non-Hispanic White	99	±1	4	8	18	40	30	±2	3.8	±0.1	
Total Minority	99	±1	4	6	21	41	27	±3	3.8	±0.1	
ARNG	99	±1	5	6	20	38	30	±3	3.8	±0.1	
Enlisted	99	±1	5	6	21	38	31	±3	3.8	±0.1	
Officers	100	±0	2	10	16	44	28	±7	3.9	±0.2	
USAR	99	±1	5	8	20	42	25	±3	3.7	±0.1	
Enlisted	99	±1	5	8	21	42	25	±3	3.7	±0.1	
Officers	98	±2	3	11	18	42	26	±6	3.8	±0.2	

Note. Percent responding are Reserve members who answered the question.

2012 Workplace and Gender Relations Survey of Reserve Component Members

38a. Continued	Percent Responding		Percentages					Max ME	Average Agreement		
			1	2	3	4	5				
USNR	99	±1	2	7	18	42	32	±5	4.0	±0.1	
Enlisted	99	±1	1	7	18	43	31	±6	3.9	±0.2	
Officers	100	±0	3	5	17	39	36	±6	4.0	±0.2	
USMCR	99	±1	4	4	19	41	32	±9	3.9	±0.2	
Enlisted	100	±1	4	4	19	43	30	±10	3.9	±0.2	
Officers	97	±4	8	0	20	29	43	±11	4.0	±0.3	
ANG	100	±1	3	8	18	41	30	±4	3.9	±0.1	
Enlisted	100	±1	4	8	18	41	29	±4	3.8	±0.1	
Officers	99	±1	1	8	17	41	33	±6	4.0	±0.1	
USAFR	99	±1	2	7	18	41	31	±4	3.9	±0.1	
Enlisted	99	±1	2	7	19	43	30	±5	3.9	±0.1	
Officers	99	±1	3	7	17	37	36	±5	3.9	±0.2	
MALES	100	±1	2	5	15	44	34	±2	4.0	±0.1	
Enlisted	100	±1	2	5	16	44	33	±2	4.0	±0.1	
E1 - E4	100	±1	2	4	15	41	37	±3	4.1	±0.1	
E5 - E9	100	±1	2	6	16	46	30	±2	4.0	±0.1	
Officers	99	±1	2	4	13	46	35	±3	4.1	±0.1	
O1 - O3	100	±1	2	3	13	49	32	±5	4.1	±0.1	
O4 - O6	99	±1	1	5	11	44	38	±4	4.1	±0.1	
Reserve Unit	100	±1	2	5	15	44	34	±2	4.0	±0.1	
AGR/FTS/AR	100	±1	3	7	16	43	31	±4	3.9	±0.1	
IMA	99	±2	1	2	14	39	45	±6	4.2	±0.1	
Non-Hispanic White	100	±1	2	5	15	44	33	±2	4.0	±0.1	
Total Minority	100	±1	2	5	14	44	34	±3	4.0	±0.1	
ARNG	100	±1	2	5	14	45	34	±3	4.0	±0.1	
Enlisted	100	±1	2	5	15	44	34	±3	4.0	±0.1	
Officers	100	±1	2	5	12	49	33	±5	4.1	±0.1	
USAR	99	±1	4	5	17	44	30	±3	3.9	±0.1	
Enlisted	100	±1	4	5	18	43	31	±4	3.9	±0.1	
Officers	99	±2	2	4	16	48	30	±5	4.0	±0.1	
USNR	100	±1	1	5	15	45	34	±5	4.0	±0.1	
Enlisted	100	±1	1	5	16	45	32	±6	4.0	±0.1	
Officers	100	±1	1	3	13	44	39	±6	4.2	±0.1	
USMCR	99	±1	1	3	13	41	42	±7	4.2	±0.2	
Enlisted	99	±2	1	3	13	42	41	±7	4.2	±0.2	
Officers	99	±2	1	3	10	35	51	±8	4.3	±0.1	
ANG	99	±1	1	6	14	46	33	±4	4.0	±0.1	
Enlisted	99	±1	1	6	14	46	33	±4	4.0	±0.1	
Officers	100	±1	1	5	12	45	37	±7	4.1	±0.2	
USAFR	100	±1	2	5	16	41	36	±4	4.0	±0.1	
Enlisted	100	±1	2	5	18	40	34	±5	4.0	±0.1	
Officers	100	±1	2	3	9	41	44	±7	4.2	±0.2	
USCGR	100	±1	2	4	14	44	36	±4	4.1	±0.1	
Enlisted	100	±1	2	4	14	44	36	±4	4.1	±0.1	
E1 - E4	100	±0	1	3	15	45	35	±6	4.1	±0.1	
E5 - E9	100	±1	2	4	13	44	37	±6	4.1	±0.2	
Officers	99	±1	2	5	14	44	36	±4	4.1	±0.1	
O1 - O3	99	±1	2	7	14	45	33	±5	4.0	±0.1	
O4 - O6	100	±1	2	3	14	42	38	±7	4.1	±0.2	
Females	99	±1	2	7	17	41	34	±4	4.0	±0.1	
Enlisted	100	±1	3	6	17	40	34	±5	4.0	±0.1	
Officers	97	±2	1	7	14	44	33	±6	4.0	±0.2	
Males	100	±1	2	4	13	45	37	±4	4.1	±0.1	
Enlisted	100	±0	2	3	13	45	37	±5	4.1	±0.1	
Officers	100	±1	2	4	14	43	37	±5	4.1	±0.1	

38. To what extent does your immediate supervisor at your military job...

b. Use subordinates' mission-related, non-military skills to achieve mission objectives?

1. Strongly disagree
4. Agree

2. Disagree
5. Strongly agree

3. Neither agree nor disagree

	Percent Responding		Percentages					Max ME	Average Agreement		Bar
			1	2	3	4	5				
TOTAL DOD	99	±1	3	5	22	42	29	±2	3.9	±0.1	
ARNG	100	±1	3	5	21	43	29	±2	3.9	±0.1	
USAR	99	±1	4	5	24	41	26	±3	3.8	±0.1	
USNR	99	±1	2	5	19	43	32	±4	4.0	±0.1	
USMCR	99	±2	2	3	21	39	35	±6	4.0	±0.2	
ANG	99	±1	2	6	20	44	29	±3	3.9	±0.1	
USAFR	99	±1	2	5	23	40	31	±4	3.9	±0.1	
Enlisted	99	±1	3	5	22	42	28	±2	3.9	±0.1	
E1 – E4	100	±1	3	4	23	39	30	±3	3.9	±0.1	
E1 – E3	100	±1	2	3	20	40	36	±4	4.0	±0.1	
E4	99	±1	4	5	25	39	27	±3	3.8	±0.1	
E5 – E9	99	±1	2	6	22	44	26	±2	3.9	±0.1	
E5 – E7	99	±1	2	6	22	44	26	±2	3.8	±0.1	
E8 – E9	99	±1	2	4	18	44	33	±4	4.0	±0.1	
Officers	99	±1	2	5	18	44	31	±3	4.0	±0.1	
O1 – O3	100	±1	1	4	20	45	29	±4	4.0	±0.1	
O4 – O6	99	±1	1	5	16	43	34	±3	4.0	±0.1	
W1 – W5	100	±1	3	5	20	46	26	±6	3.9	±0.2	
Reserve Unit	99	±1	3	5	22	42	29	±2	3.9	±0.1	
AGR/FTS/AR	100	±1	3	6	22	40	29	±3	3.8	±0.1	
IMA	99	±1	2	4	20	34	40	±5	4.1	±0.1	
Not Activated Past 12 Months	99	±1	2	5	21	43	29	±2	3.9	±0.1	
Activated Past 12 Months	99	±1	3	5	22	40	29	±3	3.9	±0.1	
Not Deployed Past 12 Months	99	±1	2	5	22	42	29	±2	3.9	±0.1	
Deployed Past 12 Months	100	±1	3	6	21	42	28	±4	3.9	±0.1	
Non-Hispanic White	100	±1	3	5	21	42	30	±2	3.9	±0.1	
Total Minority	99	±1	3	5	23	42	27	±2	3.9	±0.1	
Non-Hispanic Black	99	±1	3	5	23	44	25	±4	3.8	±0.1	
Hispanic	99	±1	2	5	24	41	29	±4	3.9	±0.1	
FEMALES	100	±1	4	7	25	38	26	±2	3.7	±0.1	
Enlisted	100	±1	4	7	26	38	25	±2	3.7	±0.1	
E1 – E4	99	±1	4	5	27	39	26	±3	3.8	±0.1	
E5 – E9	100	±1	4	8	25	38	25	±2	3.7	±0.1	
Officers	99	±1	2	8	23	39	28	±3	3.8	±0.1	
O1 – O3	99	±1	2	9	24	39	25	±4	3.8	±0.1	
O4 – O6	99	±1	3	6	22	38	31	±4	3.9	±0.1	
Reserve Unit	100	±1	4	7	25	39	25	±2	3.8	±0.1	
AGR/FTS/AR	100	±1	5	8	27	33	27	±4	3.7	±0.1	
IMA	98	±2	2	7	25	35	32	±6	3.9	±0.2	
Non-Hispanic White	99	±1	4	8	23	38	28	±2	3.8	±0.1	
Total Minority	100	±1	4	6	28	39	23	±3	3.7	±0.1	
ARNG	100	±1	5	6	25	38	26	±3	3.7	±0.1	
Enlisted	100	±1	5	6	25	37	26	±3	3.7	±0.1	
Officers	100	±1	2	9	21	43	25	±7	3.8	±0.2	
USAR	99	±1	4	8	27	38	23	±3	3.7	±0.1	
Enlisted	99	±1	5	7	27	38	22	±3	3.7	±0.1	
Officers	99	±1	3	9	25	38	25	±5	3.7	±0.1	

Note. Percent responding are Reserve members who answered the question.

2012 Workplace and Gender Relations Survey of Reserve Component Members

38b. Continued	Percent Responding		Percentages					Max ME	Average Agreement		
			1	2	3	4	5				
USNR	100	±1	1	6	23	41	29	±5	3.9	±0.1	
Enlisted	100	±0	1	5	24	41	28	±6	3.9	±0.2	
Officers	100	±1	2	7	20	39	33	±6	3.9	±0.1	
USMCR	98	±3	3	5	26	39	27	±9	3.8	±0.2	
Enlisted	98	±3	3	5	26	41	25	±10	3.8	±0.2	
Officers	96	±5	5	3	23	27	42	±11	4.0	±0.3	
ANG	99	±1	3	8	23	38	27	±4	3.8	±0.1	
Enlisted	99	±1	4	8	23	38	27	±4	3.8	±0.1	
Officers	100	±1	2	7	23	38	30	±6	3.9	±0.1	
USAFR	99	±1	2	6	25	39	28	±4	3.8	±0.1	
Enlisted	99	±1	2	6	26	39	26	±5	3.8	±0.1	
Officers	99	±1	3	6	23	36	32	±5	3.9	±0.2	
MALES	99	±1	2	5	21	43	30	±2	3.9	±0.1	
Enlisted	99	±1	2	5	21	42	29	±2	3.9	±0.1	
E1 - E4	100	±1	3	4	22	39	32	±3	3.9	±0.1	
E5 - E9	99	±1	2	5	21	45	27	±2	3.9	±0.1	
Officers	99	±1	1	4	17	45	32	±3	4.0	±0.1	
O1 - O3	100	±1	1	3	19	47	30	±5	4.0	±0.1	
O4 - O6	99	±1	1	4	15	44	35	±4	4.1	±0.1	
Reserve Unit	99	±1	2	5	21	43	29	±2	3.9	±0.1	
AGR/FTS/AR	100	±1	3	6	20	42	29	±4	3.9	±0.1	
IMA	100	±1	1	3	19	34	43	±6	4.1	±0.2	
Non-Hispanic White	100	±1	2	5	20	43	30	±2	3.9	±0.1	
Total Minority	99	±1	2	5	22	43	28	±3	3.9	±0.1	
ARNG	100	±1	2	5	20	44	29	±3	3.9	±0.1	
Enlisted	100	±1	2	5	21	43	29	±3	3.9	±0.1	
Officers	100	±1	1	4	17	48	30	±5	4.0	±0.1	
USAR	99	±1	3	4	23	41	27	±3	3.8	±0.1	
Enlisted	99	±1	4	4	24	40	27	±4	3.8	±0.1	
Officers	99	±1	1	4	21	46	28	±5	4.0	±0.1	
USNR	99	±1	2	5	17	43	33	±5	4.0	±0.1	
Enlisted	99	±1	2	6	18	43	31	±6	4.0	±0.2	
Officers	99	±2	2	3	15	42	38	±6	4.1	±0.2	
USMCR	99	±2	2	3	21	39	36	±7	4.0	±0.2	
Enlisted	99	±2	2	3	21	39	34	±7	4.0	±0.2	
Officers	98	±2	1	4	13	36	47	±8	4.2	±0.2	
ANG	99	±1	1	5	19	45	29	±4	3.9	±0.1	
Enlisted	99	±1	1	6	20	45	28	±4	3.9	±0.1	
Officers	100	±1	1	4	17	45	32	±7	4.0	±0.2	
USAFR	99	±1	1	4	22	40	32	±4	4.0	±0.1	
Enlisted	99	±1	1	5	25	40	29	±5	3.9	±0.1	
Officers	100	±0	2	4	12	43	40	±7	4.1	±0.2	
USCGR	100	±1	2	4	18	43	33	±4	4.0	±0.1	
Enlisted	100	±1	2	4	18	44	32	±4	4.0	±0.1	
E1 - E4	100	±1	2	3	19	44	32	±6	4.0	±0.1	
E5 - E9	100	±1	2	4	17	44	33	±6	4.0	±0.2	
Officers	99	±1	3	6	18	40	34	±4	4.0	±0.1	
O1 - O3	100	±1	2	6	20	40	32	±5	3.9	±0.1	
O4 - O6	99	±2	3	5	14	42	36	±7	4.0	±0.2	
Females	98	±1	3	7	22	37	31	±4	3.9	±0.1	
Enlisted	98	±2	3	7	22	36	31	±5	3.9	±0.1	
Officers	98	±2	2	7	21	39	31	±6	3.9	±0.2	
Males	100	±1	2	3	17	45	33	±4	4.0	±0.1	
Enlisted	100	±1	2	3	17	45	33	±5	4.0	±0.1	
Officers	100	±1	3	6	17	40	34	±5	4.0	±0.1	

38. To what extent does your immediate supervisor at your military job...

c. Welcome subordinates' input on how to best accomplish mission objectives?

1. Strongly disagree
4. Agree

2. Disagree
5. Strongly agree

3. Neither agree nor disagree

	Percent Responding		Percentages					Max ME	Average Agreement		
			1	2	3	4	5				
TOTAL DOD	99	±1	3	6	16	41	33	±2	3.9	±0.1	
ARNG	99	±1	4	6	16	42	33	±2	3.9	±0.1	
USAR	99	±1	4	6	18	41	31	±3	3.9	±0.1	
USNR	99	±1	2	6	15	42	35	±4	4.0	±0.1	
USMCR	97	±3	3	5	15	40	37	±6	4.0	±0.2	
ANG	99	±1	3	7	16	40	33	±3	3.9	±0.1	
USAFR	99	±1	3	5	17	39	36	±4	4.0	±0.1	
Enlisted	99	±1	4	6	17	41	32	±2	3.9	±0.1	
E1 – E4	99	±1	3	6	17	40	34	±3	4.0	±0.1	
E1 – E3	99	±1	2	3	14	41	39	±4	4.1	±0.1	
E4	99	±1	4	7	18	39	31	±3	3.9	±0.1	
E5 – E9	99	±1	4	7	17	42	30	±2	3.9	±0.1	
E5 – E7	99	±1	4	7	17	42	29	±2	3.9	±0.1	
E8 – E9	98	±1	3	5	11	42	38	±4	4.1	±0.1	
Officers	99	±1	2	5	14	41	38	±2	4.1	±0.1	
O1 – O3	99	±1	2	5	16	42	35	±4	4.0	±0.1	
O4 – O6	99	±1	2	4	11	39	43	±3	4.2	±0.1	
W1 – W5	99	±2	4	6	14	44	31	±6	3.9	±0.2	
Reserve Unit	99	±1	3	6	16	42	33	±2	3.9	±0.1	
AGR/FTS/AR	99	±1	5	8	16	37	33	±3	3.8	±0.1	
IMA	100	±1	2	3	15	34	46	±5	4.2	±0.1	
Not Activated Past 12 Months	99	±1	3	6	16	42	33	±2	4.0	±0.1	
Activated Past 12 Months	99	±1	4	8	17	40	32	±3	3.9	±0.1	
Not Deployed Past 12 Months	99	±1	3	6	16	42	33	±2	4.0	±0.1	
Deployed Past 12 Months	99	±1	4	8	17	38	32	±4	3.9	±0.1	
Non-Hispanic White	99	±1	3	7	16	41	33	±2	3.9	±0.1	
Total Minority	99	±1	3	6	17	42	32	±2	3.9	±0.1	
Non-Hispanic Black	99	±1	3	5	17	43	32	±4	4.0	±0.1	
Hispanic	99	±1	3	5	17	43	32	±4	4.0	±0.1	
FEMALES	99	±1	5	8	19	39	30	±2	3.8	±0.1	
Enlisted	99	±1	5	8	20	39	29	±2	3.8	±0.1	
E1 – E4	99	±1	5	6	20	40	29	±3	3.8	±0.1	
E5 – E9	99	±1	6	9	19	38	29	±2	3.7	±0.1	
Officers	99	±1	4	7	17	39	34	±3	3.9	±0.1	
O1 – O3	99	±1	4	7	19	39	31	±5	3.8	±0.1	
O4 – O6	99	±1	3	7	15	37	38	±4	4.0	±0.1	
Reserve Unit	99	±1	5	7	20	39	29	±2	3.8	±0.1	
AGR/FTS/AR	99	±1	7	11	16	35	31	±4	3.7	±0.1	
IMA	99	±1	4	5	17	36	38	±6	4.0	±0.2	
Non-Hispanic White	99	±1	5	9	18	37	32	±2	3.8	±0.1	
Total Minority	99	±1	5	6	21	42	27	±3	3.8	±0.1	
ARNG	99	±1	6	7	19	38	31	±3	3.8	±0.1	
Enlisted	99	±1	6	7	19	37	31	±3	3.8	±0.1	
Officers	100	±0	3	7	17	42	31	±7	3.9	±0.2	
USAR	99	±1	6	8	20	40	26	±3	3.7	±0.1	
Enlisted	99	±1	6	8	21	41	25	±3	3.7	±0.1	
Officers	99	±2	5	9	18	38	30	±6	3.8	±0.2	

Note. Percent responding are Reserve members who answered the question.

2012 Workplace and Gender Relations Survey of Reserve Component Members

38c. Continued	Percent Responding		Percentages					Max ME	Average Agreement		
			1	2	3	4	5				
USNR	99	±1	3	5	20	40	31	±5	3.9	±0.1	
Enlisted	99	±1	3	6	21	40	30	±6	3.9	±0.2	
Officers	100	±1	3	4	15	41	38	±6	4.1	±0.1	
USMCR	99	±1	3	6	22	33	36	±8	3.9	±0.2	
Enlisted	100	±1	3	7	24	32	34	±10	3.9	±0.2	
Officers	96	±5	5	1	8	36	50	±11	4.2	±0.3	
ANG	99	±1	5	8	16	39	32	±4	3.8	±0.1	
Enlisted	99	±1	5	8	17	39	31	±4	3.8	±0.1	
Officers	99	±1	2	7	14	39	37	±6	4.0	±0.2	
USAFR	99	±1	3	8	19	38	32	±4	3.9	±0.1	
Enlisted	99	±2	3	8	20	39	30	±5	3.9	±0.1	
Officers	99	±2	4	7	16	33	41	±6	4.0	±0.2	
MALES	99	±1	3	6	16	42	34	±2	4.0	±0.1	
Enlisted	99	±1	3	6	16	42	33	±2	3.9	±0.1	
E1 - E4	99	±1	3	6	16	40	35	±3	4.0	±0.1	
E5 - E9	99	±1	3	7	16	43	30	±2	3.9	±0.1	
Officers	99	±1	2	4	13	41	39	±3	4.1	±0.1	
O1 - O3	99	±1	2	5	15	43	36	±5	4.1	±0.1	
O4 - O6	99	±1	2	4	11	39	44	±4	4.2	±0.1	
Reserve Unit	99	±1	3	6	16	42	33	±2	4.0	±0.1	
AGR/FTS/AR	99	±1	5	8	16	38	33	±4	3.9	±0.1	
IMA	100	±1	2	2	15	33	48	±6	4.2	±0.2	
Non-Hispanic White	99	±1	3	6	16	41	34	±2	4.0	±0.1	
Total Minority	99	±1	3	5	16	42	34	±3	4.0	±0.1	
ARNG	99	±1	3	6	15	43	33	±3	4.0	±0.1	
Enlisted	99	±1	3	6	16	42	32	±3	3.9	±0.1	
Officers	99	±1	2	5	13	44	36	±5	4.1	±0.1	
USAR	99	±1	4	6	17	41	32	±3	3.9	±0.1	
Enlisted	99	±1	4	6	17	41	31	±4	3.9	±0.1	
Officers	99	±2	2	4	16	40	37	±5	4.1	±0.1	
USNR	99	±1	2	6	13	42	36	±5	4.1	±0.1	
Enlisted	99	±2	2	6	14	44	34	±6	4.0	±0.2	
Officers	99	±2	2	3	12	38	45	±6	4.2	±0.2	
USMCR	97	±3	2	5	15	40	37	±7	4.0	±0.2	
Enlisted	97	±3	3	6	16	40	36	±7	4.0	±0.2	
Officers	99	±2	2	2	10	35	51	±8	4.3	±0.2	
ANG	99	±1	2	7	16	41	34	±3	4.0	±0.1	
Enlisted	99	±1	2	7	17	41	33	±4	3.9	±0.1	
Officers	99	±1	2	5	11	42	40	±7	4.2	±0.2	
USAFR	99	±1	3	5	17	39	37	±4	4.0	±0.1	
Enlisted	99	±1	3	5	19	39	34	±5	4.0	±0.1	
Officers	100	±0	4	4	8	37	48	±7	4.2	±0.2	
USCGR	99	±1	1	4	16	41	37	±4	4.1	±0.1	
Enlisted	99	±1	1	4	16	42	36	±4	4.1	±0.1	
E1 - E4	99	±2	1	3	16	45	35	±6	4.1	±0.1	
E5 - E9	99	±1	1	5	17	41	36	±6	4.1	±0.2	
Officers	100	±1	3	3	13	37	44	±4	4.2	±0.1	
O1 - O3	100	±1	3	3	14	36	44	±5	4.1	±0.1	
O4 - O6	100	±1	2	3	12	37	47	±6	4.2	±0.2	
Females	99	±1	3	6	18	38	36	±4	4.0	±0.1	
Enlisted	100	±1	3	7	17	37	36	±5	4.0	±0.1	
Officers	98	±2	2	3	19	41	35	±6	4.0	±0.2	
Males	99	±1	1	4	16	42	37	±4	4.1	±0.1	
Enlisted	99	±1	1	4	16	43	36	±5	4.1	±0.1	
Officers	100	±0	3	3	12	35	47	±5	4.2	±0.1	

**38. To what extent does your immediate supervisor at your military job...
d. Encourage subordinates to develop/maintain non-English language skills?**

1. Strongly disagree 2. Disagree 3. Neither agree nor disagree
4. Agree 5. Strongly agree

	Percent Responding		Percentages					Max ME	Average Agreement		
			1	2	3	4	5				
TOTAL DOD	99	±1	8	12	43	21	16	±2	3.3	±0.1	
ARNG	100	±1	8	12	43	21	16	±2	3.2	±0.1	
USAR	99	±1	8	11	41	23	16	±3	3.3	±0.1	
USNR	100	±1	5	11	40	24	20	±4	3.4	±0.1	
USMCR	99	±1	7	10	45	19	18	±6	3.3	±0.2	
ANG	99	±1	9	13	47	18	14	±3	3.1	±0.1	
USAFR	99	±1	7	12	44	20	17	±4	3.3	±0.1	
Enlisted	99	±1	8	12	42	22	16	±2	3.3	±0.1	
E1 – E4	99	±1	8	11	41	22	18	±3	3.3	±0.1	
E1 – E3	99	±1	5	8	41	24	22	±4	3.5	±0.1	
E4	99	±1	10	13	41	21	15	±3	3.2	±0.1	
E5 – E9	100	±1	8	13	43	22	14	±2	3.2	±0.1	
E5 – E7	100	±1	8	13	43	22	14	±2	3.2	±0.1	
E8 – E9	100	±1	6	11	48	20	15	±4	3.3	±0.1	
Officers	99	±1	5	12	47	20	17	±3	3.3	±0.1	
O1 – O3	99	±1	6	12	46	21	15	±4	3.3	±0.1	
O4 – O6	99	±1	5	11	47	19	19	±3	3.4	±0.1	
W1 – W5	99	±1	6	13	51	18	11	±6	3.1	±0.2	
Reserve Unit	99	±1	8	12	43	22	16	±2	3.3	±0.1	
AGR/FTS/AR	100	±1	9	14	46	17	14	±3	3.1	±0.1	
IMA	100	±1	5	8	47	17	23	±5	3.4	±0.2	
Not Activated Past 12 Months	99	±1	7	12	43	22	16	±2	3.3	±0.1	
Activated Past 12 Months	99	±1	9	11	43	21	16	±3	3.2	±0.1	
Not Deployed Past 12 Months	99	±1	7	12	43	21	16	±2	3.3	±0.1	
Deployed Past 12 Months	100	±1	10	11	44	22	14	±4	3.2	±0.1	
Non-Hispanic White	99	±1	8	12	46	19	14	±2	3.2	±0.1	
Total Minority	99	±1	7	11	38	26	19	±2	3.4	±0.1	
Non-Hispanic Black	99	±1	6	13	38	26	17	±4	3.3	±0.1	
Hispanic	100	±1	6	10	35	28	21	±4	3.5	±0.1	
FEMALES	99	±1	9	13	43	20	15	±2	3.2	±0.1	
Enlisted	99	±1	10	13	41	21	15	±2	3.2	±0.1	
E1 – E4	99	±1	9	13	38	23	17	±3	3.2	±0.1	
E5 – E9	99	±1	10	14	44	18	13	±2	3.1	±0.1	
Officers	99	±1	7	13	49	16	14	±3	3.2	±0.1	
O1 – O3	99	±1	8	14	48	18	12	±4	3.1	±0.1	
O4 – O6	99	±1	6	11	52	14	17	±4	3.2	±0.1	
Reserve Unit	99	±1	9	13	42	21	15	±2	3.2	±0.1	
AGR/FTS/AR	99	±1	11	14	47	15	12	±4	3.0	±0.1	
IMA	99	±2	7	11	47	18	18	±6	3.3	±0.2	
Non-Hispanic White	99	±1	11	15	44	16	14	±2	3.1	±0.1	
Total Minority	99	±1	8	11	40	25	15	±3	3.3	±0.1	
ARNG	100	±1	11	14	41	20	15	±3	3.1	±0.1	
Enlisted	100	±1	11	13	40	21	15	±3	3.2	±0.1	
Officers	99	±1	8	16	49	15	11	±6	3.0	±0.2	
USAR	99	±1	9	13	41	22	15	±3	3.2	±0.1	
Enlisted	99	±1	10	13	40	22	14	±3	3.2	±0.1	
Officers	99	±2	7	12	45	20	16	±6	3.3	±0.2	

Note. Percent responding are Reserve members who answered the question.

2012 Workplace and Gender Relations Survey of Reserve Component Members

38d. Continued	Percent Responding		Percentages					Max ME	Average Agreement		
			1	2	3	4	5				
USNR	100	±1	6	13	43	23	15	±5	3.3	±0.2	
Enlisted	100	±1	7	13	41	24	15	±6	3.3	±0.2	
Officers	100	±1	5	12	49	20	14	±6	3.3	±0.2	
USMCR	99	±1	8	8	52	18	14	±9	3.2	±0.2	
Enlisted	100	±1	9	7	51	18	14	±10	3.2	±0.3	
Officers	96	±5	5	14	54	14	14	±11	3.2	±0.3	
ANG	99	±1	10	16	47	15	13	±4	3.1	±0.1	
Enlisted	99	±1	10	15	46	16	13	±4	3.1	±0.1	
Officers	99	±1	8	16	55	10	11	±6	3.0	±0.2	
USAFR	99	±1	9	13	44	19	16	±4	3.2	±0.1	
Enlisted	100	±1	10	13	41	20	16	±5	3.2	±0.1	
Officers	98	±2	6	10	55	12	16	±6	3.2	±0.2	
MALES	99	±1	7	12	43	22	16	±2	3.3	±0.1	
Enlisted	99	±1	8	12	43	22	16	±2	3.3	±0.1	
E1 - E4	99	±1	8	11	42	22	18	±3	3.3	±0.1	
E5 - E9	100	±1	8	12	43	22	15	±2	3.2	±0.1	
Officers	99	±1	5	11	46	20	17	±3	3.3	±0.1	
O1 - O3	99	±1	5	12	45	22	16	±5	3.3	±0.1	
O4 - O6	99	±1	5	11	46	19	19	±4	3.4	±0.1	
Reserve Unit	99	±1	7	11	43	22	16	±2	3.3	±0.1	
AGR/FTS/AR	100	±1	8	14	45	18	15	±4	3.2	±0.1	
IMA	100	±1	5	8	46	17	24	±6	3.5	±0.2	
Non-Hispanic White	99	±1	8	12	46	20	15	±2	3.2	±0.1	
Total Minority	100	±1	6	11	37	26	20	±3	3.4	±0.1	
ARNG	100	±1	7	12	43	22	16	±3	3.3	±0.1	
Enlisted	100	±1	8	12	43	22	16	±3	3.3	±0.1	
Officers	99	±1	4	13	44	22	16	±5	3.3	±0.1	
USAR	99	±1	8	11	41	24	17	±3	3.3	±0.1	
Enlisted	99	±1	8	11	40	24	17	±4	3.3	±0.1	
Officers	99	±1	5	11	46	22	16	±5	3.3	±0.1	
USNR	100	±1	4	10	40	24	22	±5	3.5	±0.1	
Enlisted	100	±1	4	11	37	27	22	±6	3.5	±0.2	
Officers	100	±1	5	8	48	17	21	±6	3.4	±0.2	
USMCR	99	±1	7	10	45	19	18	±7	3.3	±0.2	
Enlisted	99	±2	7	10	45	19	18	±7	3.3	±0.2	
Officers	99	±1	4	11	45	19	21	±9	3.4	±0.2	
ANG	99	±1	9	13	46	18	14	±3	3.2	±0.1	
Enlisted	99	±1	9	13	45	19	14	±4	3.2	±0.1	
Officers	99	±1	7	9	54	16	14	±7	3.2	±0.2	
USAFR	99	±1	7	11	44	21	18	±5	3.3	±0.1	
Enlisted	99	±1	8	11	44	21	17	±5	3.3	±0.2	
Officers	100	±0	5	12	45	18	21	±7	3.4	±0.2	
USCGR	100	±1	5	11	43	21	19	±4	3.4	±0.1	
Enlisted	100	±1	5	11	42	23	20	±4	3.4	±0.1	
E1 - E4	100	±1	5	10	38	27	20	±6	3.5	±0.2	
E5 - E9	100	±1	5	12	44	19	20	±6	3.4	±0.2	
Officers	99	±1	5	12	51	14	18	±4	3.3	±0.1	
O1 - O3	100	±1	6	15	49	13	17	±5	3.2	±0.2	
O4 - O6	100	±1	3	9	54	15	20	±7	3.4	±0.2	
Females	99	±1	7	12	48	18	15	±4	3.2	±0.1	
Enlisted	99	±1	8	12	45	19	16	±5	3.2	±0.1	
Officers	99	±2	5	10	58	13	14	±6	3.2	±0.2	
Males	100	±1	4	11	42	22	20	±4	3.4	±0.1	
Enlisted	100	±1	4	11	41	23	20	±5	3.4	±0.1	
Officers	100	±1	6	12	49	14	19	±5	3.3	±0.1	

38. To what extent does your immediate supervisor at your military job...

e. Assign tasks so subordinates can learn new skills?

1. Strongly disagree
4. Agree

2. Disagree
5. Strongly agree

3. Neither agree nor disagree

	Percent Responding		Percentages					Max ME	Average Agreement		
			1	2	3	4	5				
TOTAL DOD	99	±1	3	6	20	42	29	±2	3.9	±0.1	
ARNG	99	±1	3	7	19	43	29	±2	3.9	±0.1	
USAR	99	±1	4	6	21	41	27	±3	3.8	±0.1	
USNR	99	±1	2	6	19	42	31	±4	3.9	±0.1	
USMCR	99	±1	2	4	19	42	33	±6	4.0	±0.2	
ANG	99	±1	3	6	19	44	28	±3	3.9	±0.1	
USAFR	99	±1	3	6	22	39	30	±4	3.9	±0.1	
Enlisted	99	±1	4	6	19	42	29	±2	3.9	±0.1	
E1 – E4	99	±1	4	5	19	40	33	±3	3.9	±0.1	
E1 – E3	99	±1	2	3	15	41	39	±4	4.1	±0.1	
E4	99	±1	5	6	21	39	29	±3	3.8	±0.1	
E5 – E9	99	±1	3	7	20	44	25	±2	3.8	±0.1	
E5 – E7	99	±1	4	7	20	44	25	±2	3.8	±0.1	
E8 – E9	99	±1	2	7	19	44	28	±4	3.9	±0.1	
Officers	99	±1	2	6	21	44	27	±3	3.9	±0.1	
O1 – O3	99	±1	2	6	20	45	26	±4	3.9	±0.1	
O4 – O6	99	±1	2	5	22	42	29	±3	3.9	±0.1	
W1 – W5	99	±1	2	7	24	44	22	±6	3.8	±0.2	
Reserve Unit	99	±1	3	6	19	42	29	±2	3.9	±0.1	
AGR/FTS/AR	99	±1	4	9	22	41	24	±3	3.7	±0.1	
IMA	99	±1	1	6	24	35	34	±5	4.0	±0.1	
Not Activated Past 12 Months	99	±1	3	6	19	43	29	±2	3.9	±0.1	
Activated Past 12 Months	99	±1	4	7	20	41	28	±3	3.8	±0.1	
Not Deployed Past 12 Months	99	±1	3	6	19	42	29	±2	3.9	±0.1	
Deployed Past 12 Months	99	±1	4	7	21	44	24	±4	3.8	±0.1	
Non-Hispanic White	99	±1	3	6	19	43	28	±2	3.9	±0.1	
Total Minority	99	±1	4	6	20	41	29	±2	3.9	±0.1	
Non-Hispanic Black	99	±1	4	6	19	42	29	±4	3.9	±0.1	
Hispanic	99	±1	3	6	19	41	31	±4	3.9	±0.1	
FEMALES	99	±1	5	8	22	39	26	±2	3.7	±0.1	
Enlisted	99	±1	5	8	21	39	26	±2	3.7	±0.1	
E1 – E4	100	±1	5	6	20	40	29	±3	3.8	±0.1	
E5 – E9	99	±1	6	10	22	38	24	±2	3.7	±0.1	
Officers	99	±1	3	8	26	38	25	±3	3.7	±0.1	
O1 – O3	99	±1	4	8	26	39	23	±5	3.7	±0.1	
O4 – O6	99	±1	3	7	25	38	27	±4	3.8	±0.1	
Reserve Unit	99	±1	5	8	21	40	26	±2	3.7	±0.1	
AGR/FTS/AR	99	±1	7	12	24	34	24	±4	3.6	±0.1	
IMA	98	±2	3	9	26	34	28	±6	3.7	±0.2	
Non-Hispanic White	99	±1	5	9	21	38	27	±2	3.7	±0.1	
Total Minority	99	±1	5	7	22	40	26	±3	3.7	±0.1	
ARNG	99	±1	6	7	21	39	27	±3	3.7	±0.1	
Enlisted	99	±1	6	7	20	40	27	±3	3.8	±0.1	
Officers	99	±2	4	7	27	37	24	±7	3.7	±0.2	
USAR	99	±1	7	9	22	39	24	±3	3.6	±0.1	
Enlisted	99	±1	7	9	21	39	24	±3	3.6	±0.1	
Officers	99	±2	4	9	24	40	23	±6	3.7	±0.1	

Note. Percent responding are Reserve members who answered the question.

2012 Workplace and Gender Relations Survey of Reserve Component Members

38e. Continued	Percent Responding		Percentages					Max ME	Average Agreement		
			1	2	3	4	5				
USNR	99	±1	2	8	21	41	27	±5	3.8	±0.1	
Enlisted	99	±1	2	9	21	41	26	±6	3.8	±0.2	
Officers	100	±1	3	5	22	41	29	±6	3.9	±0.1	
USMCR	99	±1	4	5	24	36	30	±9	3.8	±0.2	
Enlisted	99	±1	4	4	24	36	31	±10	3.9	±0.2	
Officers	96	±5	4	7	26	39	23	±11	3.7	±0.3	
ANG	99	±1	4	8	22	39	27	±4	3.8	±0.1	
Enlisted	99	±1	5	8	21	39	27	±4	3.8	±0.1	
Officers	99	±1	2	8	29	36	25	±6	3.7	±0.1	
USAFR	99	±1	4	8	23	37	29	±4	3.8	±0.1	
Enlisted	99	±1	4	8	23	37	29	±5	3.8	±0.1	
Officers	99	±2	3	9	27	35	27	±5	3.7	±0.2	
MALES	99	±1	3	6	19	43	29	±2	3.9	±0.1	
Enlisted	99	±1	3	6	19	43	29	±2	3.9	±0.1	
E1 - E4	99	±1	3	5	18	40	34	±3	4.0	±0.1	
E5 - E9	99	±1	3	7	20	45	26	±2	3.8	±0.1	
Officers	99	±1	2	5	20	45	28	±3	3.9	±0.1	
O1 - O3	99	±1	2	6	18	47	27	±5	3.9	±0.1	
O4 - O6	99	±1	2	5	21	43	29	±4	3.9	±0.1	
Reserve Unit	99	±1	3	6	19	43	30	±2	3.9	±0.1	
AGR/FTS/AR	99	±1	4	8	21	43	24	±4	3.8	±0.1	
IMA	100	±1	1	5	23	35	36	±6	4.0	±0.2	
Non-Hispanic White	99	±1	3	6	19	44	29	±2	3.9	±0.1	
Total Minority	99	±1	3	6	19	41	30	±3	3.9	±0.1	
ARNG	99	±1	3	6	18	44	29	±3	3.9	±0.1	
Enlisted	99	±1	3	6	18	43	29	±3	3.9	±0.1	
Officers	99	±1	2	6	18	46	27	±5	3.9	±0.1	
USAR	99	±1	4	6	21	42	28	±3	3.8	±0.1	
Enlisted	99	±1	4	6	20	41	28	±4	3.8	±0.1	
Officers	99	±1	1	5	24	45	25	±5	3.9	±0.1	
USNR	99	±1	2	5	18	42	32	±5	4.0	±0.1	
Enlisted	99	±1	2	6	18	42	32	±6	4.0	±0.2	
Officers	99	±1	1	5	19	42	32	±6	4.0	±0.2	
USMCR	99	±1	2	4	19	42	33	±7	4.0	±0.2	
Enlisted	99	±2	2	4	19	43	33	±7	4.0	±0.2	
Officers	100	±1	2	6	19	38	35	±12	4.0	±0.2	
ANG	99	±1	3	6	18	45	28	±4	3.9	±0.1	
Enlisted	99	±1	3	6	18	45	29	±4	3.9	±0.1	
Officers	99	±2	3	5	23	45	25	±7	3.8	±0.2	
USAFR	99	±1	2	5	21	40	31	±4	3.9	±0.1	
Enlisted	99	±1	2	5	22	39	31	±5	3.9	±0.1	
Officers	99	±2	2	6	16	44	32	±7	4.0	±0.2	
USCGR	100	±1	2	5	17	43	32	±4	4.0	±0.1	
Enlisted	100	±1	2	5	16	44	33	±4	4.0	±0.1	
E1 - E4	99	±1	2	4	16	46	32	±6	4.0	±0.1	
E5 - E9	100	±1	2	6	17	42	33	±6	4.0	±0.2	
Officers	100	±1	2	5	20	42	30	±4	3.9	±0.1	
O1 - O3	100	±0	3	5	21	41	29	±5	3.9	±0.1	
O4 - O6	100	±1	1	4	20	44	32	±7	4.0	±0.1	
Females	99	±1	4	8	21	36	32	±4	3.9	±0.1	
Enlisted	99	±1	4	7	20	34	34	±5	3.9	±0.1	
Officers	99	±2	1	9	24	40	25	±6	3.8	±0.2	
Males	100	±1	2	5	16	45	32	±4	4.0	±0.1	
Enlisted	100	±1	2	5	16	45	32	±5	4.0	±0.1	
Officers	100	±0	2	4	19	43	32	±5	4.0	±0.1	

39. Which of the following best describes the gender mix of your current military work group, that is, the people with whom you work on a day-to-day basis?

- 1. All men
- 2. Almost entirely men
- 3. More men than women
- 4. About equal numbers of men and women
- 5. More women than men
- 6. Almost entirely women
- 7. All women

	Percent Responding		Percentages							Max ME
			1	2	3	4	5	6	7	
TOTAL DOD	100	±1	14	24	41	18	2	0	0	±2
ARNG	100	±1	22	21	40	14	2	0	0	±2
USAR	100	±1	5	19	46	26	3	0	0	±3
USNR	100	±1	5	25	50	19	1	0	0	±4
USMCR	100	±1	40	37	19	4	0	0	0	±6
ANG	100	±1	11	33	36	15	4	1	0	±3
USAFR	100	±1	5	30	36	22	6	1	0	±4
Enlisted	100	±1	16	25	40	17	2	0	0	±2
E1 – E4	100	±1	18	23	40	17	2	0	0	±3
E1 – E3	100	±1	20	22	39	16	2	0	0	±4
E4	100	±0	17	24	40	17	2	0	0	±3
E5 – E9	100	±1	14	26	40	17	3	0	0	±2
E5 – E7	100	±1	15	26	39	17	3	0	0	±2
E8 – E9	100	±0	8	24	46	19	3	1	0	±4
Officers	100	±1	6	23	45	23	3	0	0	±2
O1 – O3	100	±1	9	22	41	25	3	0	0	±4
O4 – O6	100	±1	4	22	48	23	4	0	0	±3
W1 – W5	100	±0	7	30	45	15	2	0	0	±6
Reserve Unit	100	±1	15	24	41	17	2	0	0	±2
AGR/FTS/AR	100	±0	11	24	39	21	4	1	0	±3
IMA	100	±1	6	24	40	27	3	0	0	±5
Not Activated Past 12 Months	100	±1	13	24	41	19	3	0	0	±2
Activated Past 12 Months	100	±1	18	24	40	15	2	0	0	±3
Not Deployed Past 12 Months	100	±1	14	24	40	19	3	0	0	±2
Deployed Past 12 Months	100	±1	17	26	44	11	1	0	0	±4
Non-Hispanic White	100	±1	16	25	40	16	2	0	0	±2
Total Minority	100	±1	11	22	42	21	3	0	0	±2
Non-Hispanic Black	100	±1	9	19	42	24	5	1	0	±4
Hispanic	100	±1	12	26	41	19	2	0	0	±4
FEMALES	100	±1	3	24	38	28	6	1	0	±2
Enlisted	100	±1	3	24	39	27	6	1	0	±2
E1 – E4	100	±0	2	24	42	26	5	1	0	±3
E5 – E9	100	±1	4	25	35	27	7	1	0	±2
Officers	100	±1	3	21	36	34	5	1	0	±3
O1 – O3	100	±1	3	21	35	35	4	1	0	±4
O4 – O6	100	±0	2	21	36	33	6	1	0	±4
Reserve Unit	100	±1	3	24	39	28	5	1	0	±2
AGR/FTS/AR	100	±0	5	24	34	25	9	2	0	±4
IMA	100	±1	4	25	31	34	6	1	0	±6
Non-Hispanic White	100	±1	4	27	37	26	5	1	0	±2
Total Minority	100	±1	3	19	39	30	7	1	0	±3
ARNG	100	±1	4	26	43	22	4	0	0	±3
Enlisted	100	±1	4	26	44	22	4	0	0	±3
Officers	100	±0	6	31	37	22	4	1	0	±6
USAR	100	±1	2	19	41	32	5	1	0	±3
Enlisted	100	±0	2	19	42	31	5	1	0	±3
Officers	99	±1	1	16	39	38	5	1	0	±6

Note. Percent responding are Reserve members who answered the question.

2012 Workplace and Gender Relations Survey of Reserve Component Members

39. Continued	Percent Responding		Percentages							Max ME
			1	2	3	4	5	6	7	
USNR	100	±1	2	26	43	25	4	1	0	±5
Enlisted	100	±1	2	27	45	22	4	1	0	±6
Officers	100	±0	2	22	38	34	3	0	0	±6
USMCR	100	±1	8	52	29	11	0	0	0	±8
Enlisted	100	±1	8	53	28	11	0	0	0	±10
Officers	100	±0	7	46	37	10	0	0	0	±11
ANG	100	±1	5	29	26	28	10	2	0	±3
Enlisted	100	±1	5	31	25	26	10	2	0	±4
Officers	100	±1	2	23	28	42	4	1	0	±6
USAFR	100	±0	3	19	28	36	11	3	0	±4
Enlisted	100	±0	2	20	27	36	11	4	0	±5
Officers	100	±0	3	17	32	36	10	1	0	±5
MALES	100	±1	17	24	41	16	2	0	0	±2
Enlisted	100	±1	19	25	40	15	2	0	0	±2
E1 - E4	100	±1	22	23	39	14	1	0	0	±3
E5 - E9	100	±1	16	26	41	15	2	0	0	±2
Officers	100	±1	7	23	47	21	3	0	0	±3
O1 - O3	100	±1	10	22	43	23	3	0	0	±5
O4 - O6	100	±1	4	22	50	21	3	0	0	±4
Reserve Unit	100	±1	18	24	41	15	2	0	0	±2
AGR/FTS/AR	100	±0	12	24	40	20	3	1	0	±4
IMA	100	±1	7	24	43	25	1	0	0	±6
Non-Hispanic White	100	±1	19	25	41	14	2	0	0	±2
Total Minority	100	±1	13	23	42	19	2	0	0	±3
ARNG	100	±1	25	21	40	13	1	0	0	±3
Enlisted	100	±1	27	20	39	12	1	0	0	±3
Officers	100	±1	12	25	45	17	2	0	0	±5
USAR	100	±1	5	19	48	25	2	0	0	±3
Enlisted	100	±1	6	20	49	23	2	0	0	±4
Officers	100	±0	3	15	43	33	5	0	0	±5
USNR	100	±1	5	25	52	17	1	0	0	±5
Enlisted	100	±0	5	25	51	18	1	0	0	±6
Officers	99	±1	6	25	53	15	1	0	0	±6
USMCR	100	±1	41	37	18	4	0	0	0	±7
Enlisted	100	±0	44	36	16	3	0	0	0	±7
Officers	100	±1	16	40	35	8	1	0	0	±8
ANG	100	±0	13	34	39	12	2	0	0	±3
Enlisted	100	±0	15	35	36	11	2	0	0	±4
Officers	100	±0	2	26	54	17	2	0	0	±7
USAFR	100	±1	6	34	39	17	4	0	0	±4
Enlisted	100	±1	7	37	36	16	4	0	0	±5
Officers	100	±0	1	23	51	21	4	1	0	±7
USCGR	100	±1	11	33	42	13	2	0	0	±4
Enlisted	100	±1	12	35	40	11	2	0	0	±4
E1 - E4	100	±1	8	40	39	11	1	0	0	±6
E5 - E9	100	±0	14	31	41	11	2	0	0	±6
Officers	100	±0	5	24	49	21	2	0	0	±4
O1 - O3	100	±0	3	30	46	18	2	0	0	±5
O4 - O6	100	±0	4	17	54	24	1	0	0	±7
Females	100	±0	6	31	35	21	5	0	0	±4
Enlisted	100	±0	7	30	34	22	6	1	0	±5
Officers	100	±0	3	35	41	18	2	0	0	±6
Males	100	±1	11	33	43	11	1	0	0	±4
Enlisted	100	±1	12	36	42	9	1	0	0	±5
Officers	100	±0	5	21	51	21	2	0	0	±5

40. How much do you agree or disagree with the following statements about the people you work with at your military workplace?

a. There is very little conflict among your coworkers.

1. Strongly disagree 2. Disagree 3. Neither agree nor disagree
 4. Agree 5. Strongly agree

	Percent Responding		Percentages					Max ME	Average Agreement		
			1	2	3	4	5				
TOTAL DOD	100	±1	2	8	16	48	26	±2	3.9	±0.1	
ARNG	100	±1	2	8	15	49	26	±2	3.9	±0.1	
USAR	100	±1	3	9	18	46	24	±3	3.8	±0.1	
USNR	100	±1	2	7	12	48	31	±4	4.0	±0.1	
USMCR	100	±1	2	5	16	45	32	±6	4.0	±0.2	
ANG	100	±1	3	9	15	49	24	±3	3.8	±0.1	
USAFR	100	±1	1	8	16	48	26	±4	3.9	±0.1	
Enlisted	100	±1	2	9	16	47	26	±2	3.9	±0.1	
E1 – E4	100	±1	2	8	16	43	30	±3	3.9	±0.1	
E1 – E3	100	±1	2	5	14	43	36	±4	4.1	±0.1	
E4	100	±1	2	10	18	43	27	±3	3.8	±0.1	
E5 – E9	100	±1	2	9	16	50	22	±2	3.8	±0.1	
E5 – E7	100	±1	3	10	17	49	22	±2	3.8	±0.1	
E8 – E9	99	±1	2	7	13	54	24	±4	3.9	±0.1	
Officers	100	±1	1	6	12	54	27	±2	4.0	±0.1	
O1 – O3	100	±1	2	7	16	55	21	±4	3.9	±0.1	
O4 – O6	100	±1	1	6	9	52	32	±3	4.1	±0.1	
W1 – W5	99	±1	1	6	11	56	25	±6	4.0	±0.1	
Reserve Unit	100	±1	2	8	16	48	26	±2	3.9	±0.1	
AGR/FTS/AR	99	±1	4	11	18	44	23	±3	3.7	±0.1	
IMA	100	±1	1	6	11	46	36	±5	4.1	±0.1	
Not Activated Past 12 Months	100	±1	2	8	16	48	27	±2	3.9	±0.1	
Activated Past 12 Months	100	±1	2	10	17	48	23	±3	3.8	±0.1	
Not Deployed Past 12 Months	100	±1	2	8	15	48	27	±2	3.9	±0.1	
Deployed Past 12 Months	100	±1	2	10	19	50	20	±4	3.8	±0.1	
Non-Hispanic White	100	±1	2	8	15	50	26	±2	3.9	±0.1	
Total Minority	100	±1	3	9	17	45	26	±2	3.8	±0.1	
Non-Hispanic Black	99	±1	3	9	16	47	25	±4	3.8	±0.1	
Hispanic	100	±1	3	9	19	41	29	±4	3.8	±0.1	
FEMALES	100	±1	3	11	18	45	23	±2	3.7	±0.1	
Enlisted	100	±1	3	11	18	44	23	±2	3.7	±0.1	
E1 – E4	100	±1	3	10	19	44	25	±3	3.8	±0.1	
E5 – E9	99	±1	4	13	17	45	21	±2	3.7	±0.1	
Officers	100	±1	3	9	16	50	22	±3	3.8	±0.1	
O1 – O3	100	±1	3	10	18	50	19	±4	3.7	±0.1	
O4 – O6	99	±1	3	9	14	48	27	±4	3.9	±0.1	
Reserve Unit	100	±1	3	10	18	46	23	±2	3.7	±0.1	
AGR/FTS/AR	99	±1	5	16	19	40	20	±4	3.6	±0.1	
IMA	99	±1	1	12	13	47	27	±6	3.9	±0.2	
Non-Hispanic White	100	±1	3	11	16	46	24	±2	3.8	±0.1	
Total Minority	99	±1	4	11	20	44	21	±3	3.7	±0.1	
ARNG	100	±1	4	11	17	46	23	±3	3.7	±0.1	
Enlisted	100	±1	4	11	18	44	23	±3	3.7	±0.1	
Officers	100	±0	2	9	15	54	20	±7	3.8	±0.2	
USAR	100	±1	3	12	19	45	21	±3	3.7	±0.1	
Enlisted	100	±1	3	13	19	43	22	±3	3.7	±0.1	
Officers	99	±1	4	8	20	50	18	±5	3.7	±0.1	

Note. Percent responding are Reserve members who answered the question.

2012 Workplace and Gender Relations Survey of Reserve Component Members

40a. Continued	Percent Responding		Percentages					Max ME	Average Agreement		
			1	2	3	4	5				
USNR	100	±0	2	6	16	51	26	±5	3.9	±0.1	
Enlisted	100	±0	2	6	17	52	24	±6	3.9	±0.1	
Officers	100	±0	1	4	11	45	38	±6	4.1	±0.1	
USMCR	99	±1	5	6	20	45	24	±9	3.8	±0.2	
Enlisted	100	±1	5	7	21	46	21	±10	3.7	±0.2	
Officers	97	±4	5	3	13	41	39	±11	4.1	±0.3	
ANG	99	±1	4	12	18	44	22	±4	3.7	±0.1	
Enlisted	99	±1	4	12	18	43	23	±4	3.7	±0.1	
Officers	100	±0	2	14	16	48	19	±6	3.7	±0.2	
USAFR	99	±1	3	12	17	44	24	±4	3.7	±0.1	
Enlisted	99	±1	3	12	19	43	23	±5	3.7	±0.1	
Officers	99	±1	3	11	13	48	25	±6	3.8	±0.2	
MALES	100	±1	2	8	15	48	27	±2	3.9	±0.1	
Enlisted	100	±1	2	8	16	47	26	±2	3.9	±0.1	
E1 - E4	100	±1	2	8	16	43	31	±3	3.9	±0.1	
E5 - E9	100	±1	2	9	16	51	22	±2	3.8	±0.1	
Officers	100	±1	1	6	11	54	28	±3	4.0	±0.1	
O1 - O3	100	±0	1	6	15	56	21	±5	3.9	±0.1	
O4 - O6	100	±1	1	5	8	53	33	±4	4.1	±0.1	
Reserve Unit	100	±1	2	8	15	49	27	±2	3.9	±0.1	
AGR/FTS/AR	100	±1	3	10	18	45	24	±4	3.8	±0.1	
IMA	100	±1	1	5	11	45	39	±6	4.2	±0.2	
Non-Hispanic White	100	±1	2	7	15	50	26	±2	3.9	±0.1	
Total Minority	100	±1	2	9	17	45	27	±3	3.9	±0.1	
ARNG	100	±1	1	8	15	49	27	±3	3.9	±0.1	
Enlisted	100	±1	1	8	15	48	27	±3	3.9	±0.1	
Officers	100	±1	1	5	14	58	23	±5	4.0	±0.1	
USAR	100	±1	3	9	17	47	25	±3	3.8	±0.1	
Enlisted	100	±1	3	9	18	46	25	±4	3.8	±0.1	
Officers	100	±1	2	7	12	52	26	±5	3.9	±0.1	
USNR	100	±1	2	7	11	47	32	±5	4.0	±0.1	
Enlisted	100	±1	3	9	13	47	29	±6	3.9	±0.2	
Officers	100	±1	1	3	6	48	42	±6	4.3	±0.1	
USMCR	100	±1	2	5	16	45	32	±7	4.0	±0.2	
Enlisted	100	±0	3	5	16	45	31	±7	4.0	±0.2	
Officers	100	±1	0	3	9	47	41	±7	4.3	±0.1	
ANG	100	±1	2	9	15	50	24	±3	3.8	±0.1	
Enlisted	100	±1	3	9	16	49	24	±4	3.8	±0.1	
Officers	100	±0	2	8	8	60	22	±7	3.9	±0.2	
USAFR	100	±1	1	7	16	50	27	±4	3.9	±0.1	
Enlisted	100	±1	1	7	17	49	25	±5	3.9	±0.1	
Officers	100	±0	0	5	10	51	35	±7	4.2	±0.1	
USCGR	100	±1	1	6	9	49	35	±4	4.1	±0.1	
Enlisted	100	±0	1	7	10	49	34	±4	4.1	±0.1	
E1 - E4	100	±0	0	5	11	53	31	±6	4.1	±0.1	
E5 - E9	100	±0	1	7	9	46	36	±6	4.1	±0.2	
Officers	99	±1	0	5	8	49	38	±4	4.2	±0.1	
O1 - O3	100	±1	1	6	9	48	36	±5	4.1	±0.1	
O4 - O6	99	±2	0	2	8	52	37	±7	4.2	±0.1	
Females	100	±0	2	8	11	47	32	±4	4.0	±0.1	
Enlisted	100	±0	2	9	11	45	32	±5	4.0	±0.1	
Officers	100	±0	1	6	10	52	31	±6	4.1	±0.1	
Males	100	±1	0	6	9	49	35	±4	4.1	±0.1	
Enlisted	100	±0	0	6	9	50	34	±5	4.1	±0.1	
Officers	99	±1	0	4	8	48	39	±5	4.2	±0.1	

40. How much do you agree or disagree with the following statements about the people you work with at your military workplace?

b. Your coworkers put in the effort required for their jobs.

1. Strongly disagree 2. Disagree 3. Neither agree nor disagree
 4. Agree 5. Strongly agree

	Percent Responding		Percentages					Max ME	Average Agreement		
			1	2	3	4	5				
TOTAL DOD	99	±1	2	8	16	49	26	±2	3.9	±0.1	
ARNG	100	±1	2	7	15	49	27	±2	3.9	±0.1	
USAR	99	±1	2	9	18	48	23	±3	3.8	±0.1	
USNR	100	±1	2	7	14	48	29	±4	4.0	±0.1	
USMCR	99	±2	1	5	20	47	27	±6	3.9	±0.1	
ANG	99	±1	2	6	14	51	27	±3	3.9	±0.1	
USAFR	99	±1	1	7	15	50	27	±4	3.9	±0.1	
Enlisted	99	±1	2	8	16	48	26	±2	3.9	±0.1	
E1 – E4	100	±1	2	8	17	44	29	±3	3.9	±0.1	
E1 – E3	99	±1	1	4	16	43	35	±4	4.1	±0.1	
E4	100	±1	3	10	18	44	25	±3	3.8	±0.1	
E5 – E9	99	±1	2	8	16	51	23	±2	3.9	±0.1	
E5 – E7	99	±1	2	8	16	51	22	±2	3.8	±0.1	
E8 – E9	100	±1	1	5	12	54	28	±4	4.0	±0.1	
Officers	100	±1	1	5	11	55	28	±2	4.0	±0.1	
O1 – O3	100	±1	1	6	14	55	24	±4	3.9	±0.1	
O4 – O6	100	±1	1	4	9	53	33	±3	4.1	±0.1	
W1 – W5	99	±2	1	7	9	61	21	±6	3.9	±0.1	
Reserve Unit	99	±1	2	7	16	49	26	±2	3.9	±0.1	
AGR/FTS/AR	100	±1	2	9	16	46	26	±3	3.8	±0.1	
IMA	100	±1	1	4	9	47	39	±5	4.2	±0.1	
Not Activated Past 12 Months	99	±1	2	7	15	49	26	±2	3.9	±0.1	
Activated Past 12 Months	100	±1	2	8	17	48	25	±3	3.8	±0.1	
Not Deployed Past 12 Months	99	±1	2	7	15	49	27	±2	3.9	±0.1	
Deployed Past 12 Months	99	±1	2	9	17	48	23	±4	3.8	±0.1	
Non-Hispanic White	100	±1	2	8	16	49	26	±2	3.9	±0.1	
Total Minority	99	±1	2	7	16	49	26	±2	3.9	±0.1	
Non-Hispanic Black	99	±1	1	5	14	52	27	±4	4.0	±0.1	
Hispanic	100	±1	2	7	16	47	28	±4	3.9	±0.1	
FEMALES	99	±1	3	10	17	47	23	±2	3.8	±0.1	
Enlisted	99	±1	3	10	18	47	22	±2	3.7	±0.1	
E1 – E4	99	±1	3	10	18	45	24	±3	3.8	±0.1	
E5 – E9	100	±1	3	10	17	48	21	±2	3.7	±0.1	
Officers	99	±1	1	8	15	52	24	±3	3.9	±0.1	
O1 – O3	99	±1	1	9	18	51	21	±4	3.8	±0.1	
O4 – O6	99	±1	1	6	12	52	28	±4	4.0	±0.1	
Reserve Unit	99	±1	3	10	18	48	22	±2	3.8	±0.1	
AGR/FTS/AR	100	±1	5	13	17	44	23	±4	3.7	±0.1	
IMA	99	±1	1	8	12	50	29	±6	4.0	±0.1	
Non-Hispanic White	100	±1	3	11	16	47	23	±2	3.8	±0.1	
Total Minority	99	±1	3	8	20	48	22	±3	3.8	±0.1	
ARNG	99	±1	4	10	17	46	23	±3	3.8	±0.1	
Enlisted	99	±1	4	10	17	45	23	±3	3.7	±0.1	
Officers	99	±2	0	8	13	55	23	±7	3.9	±0.1	
USAR	99	±1	3	11	19	47	20	±3	3.7	±0.1	
Enlisted	99	±1	3	11	19	46	20	±3	3.7	±0.1	
Officers	99	±2	2	9	18	51	20	±5	3.8	±0.1	

Note. Percent responding are Reserve members who answered the question.

2012 Workplace and Gender Relations Survey of Reserve Component Members

40b. Continued	Percent Responding		Percentages					Max ME	Average Agreement		
			1	2	3	4	5				
USNR	100	±1	1	6	17	52	24	±5	3.9	±0.1	
Enlisted	100	±1	1	7	17	54	21	±6	3.9	±0.1	
Officers	100	±1	0	4	15	47	33	±6	4.1	±0.1	
USMCR	99	±1	5	6	23	47	20	±9	3.7	±0.2	
Enlisted	100	±1	4	6	25	48	16	±10	3.7	±0.2	
Officers	97	±4	7	1	9	42	40	±11	4.1	±0.3	
ANG	100	±1	3	8	15	50	24	±4	3.8	±0.1	
Enlisted	100	±1	3	9	15	49	24	±4	3.8	±0.1	
Officers	100	±1	1	7	9	59	23	±6	4.0	±0.1	
USAFR	99	±1	1	11	17	45	26	±4	3.8	±0.1	
Enlisted	99	±1	1	11	17	45	25	±5	3.8	±0.1	
Officers	99	±1	1	9	15	45	29	±6	3.9	±0.1	
MALES	99	±1	2	7	15	49	27	±2	3.9	±0.1	
Enlisted	99	±1	2	7	16	48	26	±2	3.9	±0.1	
E1 - E4	100	±1	2	7	17	44	30	±3	3.9	±0.1	
E5 - E9	99	±1	2	8	15	52	23	±2	3.9	±0.1	
Officers	100	±1	1	5	10	55	29	±3	4.1	±0.1	
O1 - O3	100	±1	1	5	12	56	24	±5	4.0	±0.1	
O4 - O6	100	±1	1	4	8	53	34	±4	4.2	±0.1	
Reserve Unit	99	±1	2	7	15	49	27	±2	3.9	±0.1	
AGR/FTS/AR	99	±1	2	8	16	47	27	±4	3.9	±0.1	
IMA	100	±1	1	3	9	46	41	±6	4.2	±0.2	
Non-Hispanic White	100	±1	2	7	16	49	26	±2	3.9	±0.1	
Total Minority	99	±1	2	6	14	50	28	±3	4.0	±0.1	
ARNG	100	±1	2	7	15	49	27	±3	3.9	±0.1	
Enlisted	100	±1	2	7	15	48	27	±3	3.9	±0.1	
Officers	100	±1	1	5	10	58	27	±5	4.0	±0.1	
USAR	100	±1	2	9	17	48	24	±3	3.8	±0.1	
Enlisted	99	±1	2	9	18	47	24	±4	3.8	±0.1	
Officers	100	±1	2	7	12	55	24	±5	3.9	±0.1	
USNR	100	±1	2	7	13	47	31	±5	4.0	±0.1	
Enlisted	100	±1	2	8	15	46	29	±6	3.9	±0.2	
Officers	99	±1	1	4	9	49	38	±6	4.2	±0.1	
USMCR	99	±2	1	4	20	47	28	±7	4.0	±0.2	
Enlisted	99	±2	1	5	22	47	26	±7	3.9	±0.2	
Officers	99	±2	1	2	7	48	43	±7	4.3	±0.1	
ANG	99	±1	2	6	13	51	28	±4	4.0	±0.1	
Enlisted	99	±1	2	6	14	50	28	±4	4.0	±0.1	
Officers	100	±0	1	5	8	57	29	±7	4.1	±0.1	
USAFR	99	±1	1	6	14	51	27	±5	4.0	±0.1	
Enlisted	99	±2	1	7	16	51	25	±5	3.9	±0.1	
Officers	100	±0	0	2	8	54	36	±7	4.2	±0.1	
USCGR	100	±1	1	5	12	50	32	±4	4.1	±0.1	
Enlisted	100	±1	1	6	13	49	31	±4	4.0	±0.1	
E1 - E4	100	±0	1	5	15	51	29	±6	4.0	±0.1	
E5 - E9	99	±1	1	7	12	48	32	±6	4.0	±0.2	
Officers	99	±1	0	3	9	52	36	±4	4.2	±0.1	
O1 - O3	99	±1	0	4	9	55	32	±5	4.1	±0.1	
O4 - O6	100	±0	0	1	9	51	40	±7	4.3	±0.1	
Females	100	±0	1	6	14	51	28	±4	4.0	±0.1	
Enlisted	100	±0	1	7	14	49	28	±5	4.0	±0.1	
Officers	100	±0	1	3	12	57	28	±6	4.1	±0.1	
Males	100	±1	1	5	12	50	32	±4	4.1	±0.1	
Enlisted	100	±1	1	6	13	49	31	±5	4.0	±0.1	
Officers	99	±1	0	3	8	51	38	±5	4.2	±0.1	

40. How much do you agree or disagree with the following statements about the people you work with at your military workplace?

c. The people in your work group tend to get along.

1. Strongly disagree 2. Disagree 3. Neither agree nor disagree
 4. Agree 5. Strongly agree

	Percent Responding		Percentages					Max ME	Average Agreement		
			1	2	3	4	5				
TOTAL DOD	99	±1	1	3	12	54	30	±2	4.1	±0.1	
ARNG	99	±1	1	3	11	55	30	±2	4.1	±0.1	
USAR	99	±1	1	4	15	52	27	±3	4.0	±0.1	
USNR	99	±1	1	3	10	52	34	±4	4.1	±0.1	
USMCR	99	±2	0	2	10	53	34	±6	4.2	±0.1	
ANG	100	±1	1	4	11	55	29	±3	4.1	±0.1	
USAFR	99	±1	1	3	13	55	28	±4	4.1	±0.1	
Enlisted	99	±1	1	3	13	53	29	±2	4.1	±0.1	
E1 – E4	99	±1	1	4	13	49	34	±3	4.1	±0.1	
E1 – E3	99	±1	1	2	11	46	41	±4	4.2	±0.1	
E4	99	±1	1	5	14	51	29	±3	4.0	±0.1	
E5 – E9	99	±1	1	3	13	57	26	±2	4.0	±0.1	
E5 – E7	100	±1	2	3	13	57	25	±2	4.0	±0.1	
E8 – E9	98	±1	1	3	10	57	29	±4	4.1	±0.1	
Officers	99	±1	1	2	9	58	30	±2	4.1	±0.1	
O1 – O3	99	±1	1	2	12	60	25	±4	4.1	±0.1	
O4 – O6	100	±1	0	3	6	56	36	±3	4.2	±0.1	
W1 – W5	99	±1	1	4	10	58	27	±6	4.1	±0.1	
Reserve Unit	99	±1	1	3	12	54	30	±2	4.1	±0.1	
AGR/FTS/AR	99	±1	2	6	14	53	26	±3	4.0	±0.1	
IMA	99	±1	0	1	9	49	41	±5	4.3	±0.1	
Not Activated Past 12 Months	99	±1	1	3	12	53	31	±2	4.1	±0.1	
Activated Past 12 Months	100	±1	1	4	13	55	26	±3	4.0	±0.1	
Not Deployed Past 12 Months	99	±1	1	3	12	53	30	±2	4.1	±0.1	
Deployed Past 12 Months	99	±1	1	4	14	56	25	±4	4.0	±0.1	
Non-Hispanic White	100	±1	1	3	11	55	30	±2	4.1	±0.1	
Total Minority	99	±1	1	4	14	52	29	±2	4.0	±0.1	
Non-Hispanic Black	99	±1	1	3	13	54	29	±4	4.1	±0.1	
Hispanic	99	±1	1	5	15	49	31	±4	4.0	±0.1	
FEMALES	99	±1	2	6	14	53	25	±2	3.9	±0.1	
Enlisted	99	±1	2	6	15	52	25	±2	3.9	±0.1	
E1 – E4	100	±1	2	6	14	50	28	±3	4.0	±0.1	
E5 – E9	99	±1	2	6	15	54	23	±2	3.9	±0.1	
Officers	99	±1	1	4	13	57	25	±3	4.0	±0.1	
O1 – O3	99	±1	2	4	16	56	22	±4	3.9	±0.1	
O4 – O6	99	±1	1	4	9	56	29	±4	4.1	±0.1	
Reserve Unit	99	±1	2	5	14	53	25	±2	4.0	±0.1	
AGR/FTS/AR	99	±1	4	8	15	50	23	±4	3.8	±0.1	
IMA	99	±2	1	3	13	54	30	±6	4.1	±0.1	
Non-Hispanic White	100	±1	2	5	13	54	26	±2	4.0	±0.1	
Total Minority	99	±1	2	6	16	52	24	±3	3.9	±0.1	
ARNG	100	±1	2	6	14	53	25	±3	3.9	±0.1	
Enlisted	99	±1	2	6	14	52	26	±3	3.9	±0.1	
Officers	100	±0	0	4	13	61	21	±7	4.0	±0.1	
USAR	99	±1	2	5	16	52	24	±3	3.9	±0.1	
Enlisted	99	±1	2	6	16	51	25	±3	3.9	±0.1	
Officers	99	±1	3	3	14	59	22	±5	3.9	±0.1	

Note. Percent responding are Reserve members who answered the question.

2012 Workplace and Gender Relations Survey of Reserve Component Members

40c. Continued	Percent Responding		Percentages					Max ME	Average Agreement		
			1	2	3	4	5				
USNR	100	±1	1	3	12	55	29	±5	4.1	±0.1	
Enlisted	100	±0	1	4	13	56	26	±6	4.0	±0.1	
Officers	100	±1	0	3	10	48	39	±6	4.2	±0.1	
USMCR	98	±2	3	2	19	47	29	±8	4.0	±0.2	
Enlisted	99	±3	3	2	21	48	26	±10	3.9	±0.2	
Officers	97	±4	5	0	9	44	42	±11	4.2	±0.3	
ANG	100	±1	2	6	12	54	25	±4	3.9	±0.1	
Enlisted	100	±1	2	6	12	54	25	±4	3.9	±0.1	
Officers	99	±1	1	6	12	57	25	±6	4.0	±0.1	
USAFR	99	±1	1	6	14	53	26	±4	4.0	±0.1	
Enlisted	99	±1	1	6	15	53	25	±5	4.0	±0.1	
Officers	98	±2	1	6	14	51	28	±6	4.0	±0.1	
MALES	99	±1	1	3	12	54	31	±2	4.1	±0.1	
Enlisted	99	±1	1	3	12	53	30	±2	4.1	±0.1	
E1 - E4	99	±1	1	3	12	49	35	±3	4.1	±0.1	
E5 - E9	100	±1	1	3	12	57	26	±2	4.0	±0.1	
Officers	99	±1	0	2	8	58	32	±3	4.2	±0.1	
O1 - O3	99	±1	1	1	11	61	26	±5	4.1	±0.1	
O4 - O6	100	±1	0	2	5	56	37	±4	4.3	±0.1	
Reserve Unit	99	±1	1	3	12	54	31	±2	4.1	±0.1	
AGR/FTS/AR	99	±1	1	5	13	54	27	±4	4.0	±0.1	
IMA	100	±1	0	1	8	48	44	±6	4.3	±0.1	
Non-Hispanic White	100	±1	1	3	11	55	30	±2	4.1	±0.1	
Total Minority	99	±1	1	3	13	52	31	±3	4.1	±0.1	
ARNG	99	±1	1	2	11	55	31	±3	4.1	±0.1	
Enlisted	99	±1	1	2	11	54	31	±3	4.1	±0.1	
Officers	100	±1	0	2	9	59	30	±5	4.2	±0.1	
USAR	99	±1	1	3	15	52	28	±3	4.0	±0.1	
Enlisted	100	±1	1	3	16	51	28	±4	4.0	±0.1	
Officers	99	±2	1	3	9	60	27	±5	4.1	±0.1	
USNR	99	±1	1	3	9	51	36	±5	4.2	±0.1	
Enlisted	99	±1	1	3	11	51	33	±6	4.1	±0.1	
Officers	99	±1	1	1	4	51	43	±6	4.3	±0.1	
USMCR	99	±2	0	2	10	53	34	±7	4.2	±0.1	
Enlisted	99	±2	0	2	10	54	33	±7	4.2	±0.1	
Officers	100	±1	0	1	5	48	45	±7	4.4	±0.1	
ANG	100	±1	1	4	10	55	30	±3	4.1	±0.1	
Enlisted	100	±1	1	4	11	54	30	±4	4.1	±0.1	
Officers	100	±0	0	4	7	63	26	±7	4.1	±0.1	
USAFR	100	±1	0	2	12	56	29	±5	4.1	±0.1	
Enlisted	100	±1	1	3	14	55	27	±5	4.1	±0.1	
Officers	100	±1	0	0	5	56	38	±7	4.3	±0.1	
USCGR	99	±1	1	2	7	52	38	±4	4.3	±0.1	
Enlisted	99	±1	1	2	7	52	38	±4	4.2	±0.1	
E1 - E4	99	±2	0	2	9	54	35	±6	4.2	±0.1	
E5 - E9	100	±1	1	3	7	51	39	±6	4.2	±0.1	
Officers	99	±1	0	2	5	52	41	±4	4.3	±0.1	
O1 - O3	100	±1	0	3	6	54	37	±5	4.2	±0.1	
O4 - O6	100	±1	0	0	5	51	43	±7	4.4	±0.1	
Females	100	±1	1	3	9	54	33	±4	4.1	±0.1	
Enlisted	100	±1	1	3	9	53	33	±5	4.1	±0.1	
Officers	99	±2	1	1	8	58	32	±6	4.2	±0.1	
Males	99	±1	0	2	7	52	39	±4	4.3	±0.1	
Enlisted	99	±1	0	2	7	52	38	±5	4.3	±0.1	
Officers	99	±1	0	2	4	50	43	±5	4.3	±0.1	

40. How much do you agree or disagree with the following statements about the people you work with at your military workplace?

d. The people in your work group are willing to help each other.

1. Strongly disagree 2. Disagree 3. Neither agree nor disagree
 4. Agree 5. Strongly agree

	Percent Responding		Percentages					Max ME	Average Agreement		
			1	2	3	4	5				
TOTAL DOD	99	±1	1	4	13	50	33	±2	4.1	±0.1	
ARNG	99	±1	1	3	12	50	33	±2	4.1	±0.1	
USAR	99	±1	2	4	16	50	29	±3	4.0	±0.1	
USNR	100	±1	1	4	11	48	36	±4	4.1	±0.1	
USMCR	100	±1	1	1	12	50	37	±6	4.2	±0.1	
ANG	99	±1	2	4	11	50	34	±3	4.1	±0.1	
USAFR	100	±1	1	4	13	50	32	±4	4.1	±0.1	
Enlisted	99	±1	1	4	13	49	32	±2	4.1	±0.1	
E1 – E4	99	±1	1	4	15	45	35	±3	4.1	±0.1	
E1 – E3	100	±1	0	2	12	43	43	±4	4.3	±0.1	
E4	99	±1	2	5	16	47	31	±3	4.0	±0.1	
E5 – E9	100	±1	1	4	13	53	29	±2	4.0	±0.1	
E5 – E7	100	±1	2	4	13	53	29	±2	4.0	±0.1	
E8 – E9	99	±1	1	2	10	52	35	±4	4.2	±0.1	
Officers	100	±1	1	2	8	54	35	±2	4.2	±0.1	
O1 – O3	100	±1	1	2	9	59	29	±4	4.1	±0.1	
O4 – O6	100	±1	1	2	7	50	41	±3	4.3	±0.1	
W1 – W5	99	±1	1	4	11	55	29	±6	4.1	±0.1	
Reserve Unit	99	±1	1	3	13	50	33	±2	4.1	±0.1	
AGR/FTS/AR	99	±1	2	6	14	48	29	±3	4.0	±0.1	
IMA	99	±1	0	2	9	45	44	±5	4.3	±0.1	
Not Activated Past 12 Months	99	±1	1	3	12	50	33	±2	4.1	±0.1	
Activated Past 12 Months	100	±1	1	4	14	50	30	±3	4.0	±0.1	
Not Deployed Past 12 Months	99	±1	1	3	12	50	33	±2	4.1	±0.1	
Deployed Past 12 Months	100	±1	2	5	14	51	28	±4	4.0	±0.1	
Non-Hispanic White	100	±1	1	3	12	50	33	±2	4.1	±0.1	
Total Minority	99	±1	1	4	14	49	32	±2	4.1	±0.1	
Non-Hispanic Black	99	±1	2	4	13	50	32	±4	4.1	±0.1	
Hispanic	99	±1	1	4	15	47	33	±4	4.1	±0.1	
FEMALES	99	±1	2	6	16	48	28	±2	3.9	±0.1	
Enlisted	100	±1	2	6	16	48	28	±2	3.9	±0.1	
E1 – E4	100	±1	2	6	16	46	30	±3	4.0	±0.1	
E5 – E9	99	±1	3	7	16	49	25	±2	3.9	±0.1	
Officers	99	±1	1	4	13	52	29	±3	4.0	±0.1	
O1 – O3	99	±1	2	4	15	54	25	±4	4.0	±0.1	
O4 – O6	99	±1	1	3	11	48	36	±4	4.1	±0.1	
Reserve Unit	99	±1	2	6	16	48	28	±2	3.9	±0.1	
AGR/FTS/AR	99	±1	4	9	17	46	25	±4	3.8	±0.1	
IMA	99	±2	1	4	12	52	32	±6	4.1	±0.1	
Non-Hispanic White	100	±1	2	6	15	48	30	±2	4.0	±0.1	
Total Minority	99	±1	2	6	17	49	26	±3	3.9	±0.1	
ARNG	99	±1	3	6	15	48	29	±3	3.9	±0.1	
Enlisted	99	±1	3	6	16	47	29	±3	3.9	±0.1	
Officers	99	±2	1	4	13	56	26	±7	4.0	±0.1	
USAR	99	±1	2	6	18	49	25	±3	3.9	±0.1	
Enlisted	99	±1	2	7	18	47	26	±3	3.9	±0.1	
Officers	99	±2	1	4	16	55	24	±5	4.0	±0.1	

Note. Percent responding are Reserve members who answered the question.

2012 Workplace and Gender Relations Survey of Reserve Component Members

40d. Continued	Percent Responding		Percentages					Max ME	Average Agreement		
			1	2	3	4	5				
USNR	100	±1	1	4	13	51	30	±5	4.0	±0.1	
Enlisted	100	±1	2	5	13	53	27	±6	4.0	±0.1	
Officers	100	±0	1	3	11	44	41	±6	4.2	±0.1	
USMCR	99	±1	3	5	14	48	29	±9	4.0	±0.2	
Enlisted	99	±1	2	6	15	49	27	±10	3.9	±0.2	
Officers	97	±4	5	0	11	41	43	±11	4.2	±0.3	
ANG	100	±1	2	6	17	46	29	±4	3.9	±0.1	
Enlisted	100	±1	2	6	17	46	28	±4	3.9	±0.1	
Officers	100	±1	2	5	12	48	33	±6	4.1	±0.1	
USAFR	100	±1	1	7	14	49	29	±4	4.0	±0.1	
Enlisted	100	±1	1	8	14	49	28	±5	4.0	±0.1	
Officers	100	±1	3	4	12	48	33	±5	4.1	±0.1	
MALES	99	±1	1	3	12	50	34	±2	4.1	±0.1	
Enlisted	99	±1	1	3	13	49	33	±2	4.1	±0.1	
E1 - E4	99	±1	1	3	14	45	37	±3	4.1	±0.1	
E5 - E9	100	±1	1	3	12	53	30	±2	4.1	±0.1	
Officers	100	±1	0	2	7	55	36	±3	4.2	±0.1	
O1 - O3	100	±1	1	2	8	60	30	±5	4.2	±0.1	
O4 - O6	100	±1	0	1	6	50	42	±4	4.3	±0.1	
Reserve Unit	100	±1	1	3	12	51	34	±2	4.1	±0.1	
AGR/FTS/AR	99	±1	2	5	14	49	30	±4	4.0	±0.1	
IMA	100	±1	0	1	8	43	48	±6	4.4	±0.1	
Non-Hispanic White	99	±1	1	3	11	51	34	±2	4.1	±0.1	
Total Minority	99	±1	1	3	13	49	34	±3	4.1	±0.1	
ARNG	99	±1	1	3	11	51	34	±3	4.2	±0.1	
Enlisted	99	±1	1	3	12	50	35	±3	4.1	±0.1	
Officers	100	±1	0	1	7	59	33	±5	4.2	±0.1	
USAR	99	±1	1	4	15	50	30	±3	4.0	±0.1	
Enlisted	99	±1	1	3	17	49	30	±4	4.0	±0.1	
Officers	100	±1	1	4	8	55	31	±5	4.1	±0.1	
USNR	99	±1	1	4	10	47	37	±5	4.2	±0.1	
Enlisted	100	±1	2	5	11	47	35	±6	4.1	±0.1	
Officers	99	±2	0	0	6	49	45	±6	4.4	±0.1	
USMCR	100	±1	1	1	12	50	37	±7	4.2	±0.1	
Enlisted	100	±0	1	1	13	50	36	±7	4.2	±0.1	
Officers	100	±1	0	2	4	43	50	±8	4.4	±0.1	
ANG	99	±1	1	3	10	51	35	±4	4.1	±0.1	
Enlisted	99	±1	2	3	10	50	34	±4	4.1	±0.1	
Officers	100	±1	0	1	8	55	36	±7	4.3	±0.1	
USAFR	100	±1	1	3	13	50	33	±4	4.1	±0.1	
Enlisted	100	±1	1	3	15	51	30	±5	4.1	±0.1	
Officers	100	±1	1	1	6	46	47	±7	4.4	±0.1	
USCGR	100	±1	1	3	7	47	43	±4	4.3	±0.1	
Enlisted	100	±1	1	3	8	47	42	±4	4.3	±0.1	
E1 - E4	100	±1	0	4	8	50	37	±6	4.2	±0.1	
E5 - E9	100	±1	1	2	7	46	44	±6	4.3	±0.1	
Officers	100	±1	0	2	6	45	47	±4	4.4	±0.1	
O1 - O3	100	±1	0	3	6	47	44	±5	4.3	±0.1	
O4 - O6	100	±0	0	0	5	43	52	±6	4.5	±0.1	
Females	100	±1	2	2	10	50	36	±4	4.2	±0.1	
Enlisted	100	±1	2	3	10	50	35	±5	4.1	±0.1	
Officers	100	±0	0	0	10	52	38	±6	4.3	±0.1	
Males	100	±1	0	3	7	46	44	±4	4.3	±0.1	
Enlisted	100	±1	0	3	7	47	43	±5	4.3	±0.1	
Officers	100	±1	0	2	5	43	50	±5	4.4	±0.1	

40. How much do you agree or disagree with the following statements about the people you work with at your military workplace?

e. You are satisfied with the relationships you have with your coworkers.

- 1. Strongly disagree
- 2. Disagree
- 3. Neither agree nor disagree
- 4. Agree
- 5. Strongly agree

	Percent Responding		Percentages					Max ME	Average Agreement		
			1	2	3	4	5				
TOTAL DOD	99	±1	2	4	13	49	32	±2	4.1	±0.1	
ARNG	99	±1	2	4	13	49	33	±2	4.1	±0.1	
USAR	100	±1	2	4	16	49	28	±3	4.0	±0.1	
USNR	100	±1	2	3	10	50	36	±4	4.1	±0.1	
USMCR	99	±1	1	2	13	47	38	±6	4.2	±0.1	
ANG	100	±1	2	4	12	51	32	±3	4.1	±0.1	
USAFR	99	±1	2	3	13	49	33	±4	4.1	±0.1	
Enlisted	100	±1	2	4	14	48	32	±2	4.0	±0.1	
E1 – E4	100	±1	2	4	15	45	35	±3	4.1	±0.1	
E1 – E3	100	±1	1	3	12	43	42	±4	4.2	±0.1	
E4	100	±1	2	5	16	46	31	±3	4.0	±0.1	
E5 – E9	99	±1	2	4	13	51	29	±2	4.0	±0.1	
E5 – E7	100	±1	2	4	14	51	29	±2	4.0	±0.1	
E8 – E9	99	±1	2	2	10	51	35	±4	4.2	±0.1	
Officers	99	±1	1	3	8	55	33	±2	4.2	±0.1	
O1 – O3	99	±1	1	3	9	58	28	±4	4.1	±0.1	
O4 – O6	99	±1	1	2	6	52	39	±3	4.3	±0.1	
W1 – W5	99	±2	1	4	11	57	28	±6	4.1	±0.1	
Reserve Unit	99	±1	2	4	13	49	32	±2	4.1	±0.1	
AGR/FTS/AR	99	±1	4	6	14	48	29	±3	3.9	±0.1	
IMA	100	±1	1	1	10	44	44	±5	4.3	±0.1	
Not Activated Past 12 Months	99	±1	2	4	13	49	33	±2	4.1	±0.1	
Activated Past 12 Months	100	±1	2	4	14	50	30	±3	4.0	±0.1	
Not Deployed Past 12 Months	99	±1	2	4	13	49	33	±2	4.1	±0.1	
Deployed Past 12 Months	100	±1	3	3	15	52	27	±4	4.0	±0.1	
Non-Hispanic White	100	±1	2	4	13	50	32	±2	4.1	±0.1	
Total Minority	99	±1	2	4	14	48	33	±2	4.1	±0.1	
Non-Hispanic Black	99	±1	2	3	14	48	33	±4	4.1	±0.1	
Hispanic	99	±1	1	4	15	46	34	±4	4.1	±0.1	
FEMALES	99	±1	3	6	17	47	28	±2	3.9	±0.1	
Enlisted	99	±1	3	6	17	46	28	±2	3.9	±0.1	
E1 – E4	99	±1	3	5	18	45	29	±3	3.9	±0.1	
E5 – E9	99	±1	3	7	17	48	26	±2	3.9	±0.1	
Officers	99	±1	2	4	15	51	28	±3	4.0	±0.1	
O1 – O3	99	±1	3	3	17	52	25	±4	3.9	±0.1	
O4 – O6	100	±1	2	4	11	49	34	±4	4.1	±0.1	
Reserve Unit	99	±1	3	5	17	47	28	±2	3.9	±0.1	
AGR/FTS/AR	99	±1	4	9	18	44	24	±4	3.8	±0.1	
IMA	99	±2	2	4	11	48	35	±6	4.1	±0.2	
Non-Hispanic White	100	±1	3	6	16	46	29	±2	3.9	±0.1	
Total Minority	99	±1	3	5	18	48	26	±3	3.9	±0.1	
ARNG	100	±1	4	6	17	45	28	±3	3.9	±0.1	
Enlisted	100	±1	4	7	17	44	28	±3	3.9	±0.1	
Officers	100	±1	2	3	15	54	26	±7	4.0	±0.2	
USAR	99	±1	3	5	19	48	25	±3	3.9	±0.1	
Enlisted	100	±1	3	6	19	47	26	±3	3.9	±0.1	
Officers	99	±1	2	4	18	52	23	±5	3.9	±0.1	

Note. Percent responding are Reserve members who answered the question.

2012 Workplace and Gender Relations Survey of Reserve Component Members

40e. Continued	Percent Responding		Percentages					Max ME	Average Agreement		
			1	2	3	4	5				
USNR	99	±1	1	4	13	50	31	±5	4.1	±0.1	
Enlisted	99	±1	1	5	14	51	29	±6	4.0	±0.1	
Officers	100	±1	1	3	10	46	39	±6	4.2	±0.1	
USMCR	99	±1	4	5	21	42	28	±9	3.8	±0.2	
Enlisted	99	±1	4	5	23	42	25	±10	3.8	±0.2	
Officers	97	±4	5	1	11	43	41	±11	4.1	±0.3	
ANG	99	±1	2	6	16	46	29	±4	3.9	±0.1	
Enlisted	99	±1	2	6	17	46	29	±4	3.9	±0.1	
Officers	100	±1	2	7	11	48	33	±6	4.0	±0.1	
USAFR	99	±1	2	4	15	49	29	±4	4.0	±0.1	
Enlisted	99	±1	1	5	16	49	28	±5	4.0	±0.1	
Officers	99	±1	3	2	11	50	33	±5	4.1	±0.1	
MALES	99	±1	2	3	12	50	33	±2	4.1	±0.1	
Enlisted	100	±1	2	3	13	48	33	±2	4.1	±0.1	
E1 - E4	100	±1	1	4	14	45	36	±3	4.1	±0.1	
E5 - E9	99	±1	2	3	13	52	30	±2	4.0	±0.1	
Officers	99	±1	1	3	6	56	34	±3	4.2	±0.1	
O1 - O3	99	±1	1	3	7	60	29	±5	4.1	±0.1	
O4 - O6	99	±1	1	2	5	52	40	±4	4.3	±0.1	
Reserve Unit	100	±1	1	3	12	50	33	±2	4.1	±0.1	
AGR/FTS/AR	99	±1	4	5	13	49	30	±4	4.0	±0.1	
IMA	100	±1	1	0	10	43	46	±6	4.3	±0.1	
Non-Hispanic White	100	±1	2	3	12	51	33	±2	4.1	±0.1	
Total Minority	99	±1	2	3	13	48	35	±3	4.1	±0.1	
ARNG	99	±1	1	4	12	49	34	±3	4.1	±0.1	
Enlisted	99	±1	1	4	13	47	35	±3	4.1	±0.1	
Officers	99	±1	0	2	7	60	31	±5	4.2	±0.1	
USAR	100	±1	2	4	15	50	29	±3	4.0	±0.1	
Enlisted	100	±1	2	4	17	48	29	±4	4.0	±0.1	
Officers	99	±1	2	5	7	57	29	±5	4.1	±0.1	
USNR	100	±1	2	2	9	50	37	±5	4.2	±0.1	
Enlisted	100	±1	3	3	10	50	35	±6	4.1	±0.1	
Officers	99	±1	1	1	6	49	44	±6	4.3	±0.1	
USMCR	99	±2	1	2	13	47	38	±7	4.2	±0.1	
Enlisted	99	±2	1	2	13	47	37	±7	4.2	±0.2	
Officers	99	±1	1	1	6	43	49	±7	4.4	±0.1	
ANG	100	±1	2	3	11	52	32	±4	4.1	±0.1	
Enlisted	100	±1	2	3	11	52	32	±4	4.1	±0.1	
Officers	99	±2	0	3	6	57	33	±7	4.2	±0.1	
USAFR	99	±1	2	2	12	49	35	±5	4.1	±0.1	
Enlisted	99	±2	2	3	14	49	32	±5	4.1	±0.1	
Officers	99	±2	1	1	4	49	45	±7	4.4	±0.1	
USCGR	100	±1	1	2	8	49	40	±4	4.3	±0.1	
Enlisted	100	±1	1	2	8	50	39	±4	4.2	±0.1	
E1 - E4	100	±0	0	2	10	51	36	±6	4.2	±0.1	
E5 - E9	100	±1	1	2	6	49	42	±6	4.3	±0.1	
Officers	99	±1	0	2	8	47	42	±4	4.3	±0.1	
O1 - O3	100	±1	0	3	8	49	40	±5	4.2	±0.1	
O4 - O6	99	±2	0	1	8	45	45	±7	4.3	±0.1	
Females	100	±1	1	4	12	48	36	±4	4.1	±0.1	
Enlisted	100	±1	2	4	11	48	35	±5	4.1	±0.1	
Officers	100	±0	0	1	13	47	38	±6	4.2	±0.1	
Males	100	±1	1	2	7	50	41	±4	4.3	±0.1	
Enlisted	100	±0	1	2	7	50	40	±5	4.3	±0.1	
Officers	99	±1	0	3	7	47	43	±5	4.3	±0.1	

40. Coworker Satisfaction scale: Constructed from Q40a-e. Coworker Satisfaction can be defined as satisfaction with coworker work effort, work group compatibility, helpfulness of coworkers, and frequency of coworker conflicts.

	Percent Responding		Mean	Max ME	Coworker Satisfaction
TOTAL DOD	98	±1	4.0	±0.1	
ARNG	98	±1	4.0	±0.1	
USAR	98	±1	3.9	±0.1	
USNR	99	±1	4.1	±0.1	
USMCR	98	±2	4.1	±0.1	
ANG	98	±1	4.0	±0.1	
USAFR	97	±2	4.0	±0.1	
Enlisted	98	±1	4.0	±0.1	
E1 – E4	98	±1	4.0	±0.1	
E1 – E3	98	±1	4.2	±0.1	
E4	98	±1	3.9	±0.1	
E5 – E9	98	±1	3.9	±0.1	
E5 – E7	98	±1	3.9	±0.1	
E8 – E9	97	±2	4.1	±0.1	
Officers	98	±1	4.1	±0.1	
O1 – O3	98	±1	4.0	±0.1	
O4 – O6	98	±1	4.2	±0.1	
W1 – W5	97	±2	4.0	±0.1	
Reserve Unit	98	±1	4.0	±0.1	
AGR/FTS/AR	98	±1	3.9	±0.1	
IMA	99	±1	4.2	±0.1	
Not Activated Past 12 Months	98	±1	4.0	±0.1	
Activated Past 12 Months	98	±1	3.9	±0.1	
Not Deployed Past 12 Months	98	±1	4.0	±0.1	
Deployed Past 12 Months	98	±1	3.9	±0.1	
Non-Hispanic White	98	±1	4.0	±0.1	
Total Minority	98	±1	4.0	±0.1	
Non-Hispanic Black	97	±2	4.0	±0.1	
Hispanic	98	±1	4.0	±0.1	
FEMALES	98	±1	3.9	±0.1	
Enlisted	98	±1	3.8	±0.1	
E1 – E4	98	±1	3.9	±0.1	
E5 – E9	98	±1	3.8	±0.1	
Officers	97	±1	3.9	±0.1	
O1 – O3	97	±2	3.9	±0.1	
O4 – O6	97	±2	4.0	±0.1	
Reserve Unit	98	±1	3.9	±0.1	
AGR/FTS/AR	98	±1	3.7	±0.1	
IMA	97	±2	4.0	±0.1	
Non-Hispanic White	99	±1	3.9	±0.1	
Total Minority	97	±1	3.8	±0.1	
ARNG	98	±1	3.8	±0.1	
Enlisted	98	±1	3.8	±0.1	
Officers	98	±2	3.9	±0.1	
USAR	98	±1	3.8	±0.1	
Enlisted	98	±1	3.8	±0.1	
Officers	96	±2	3.9	±0.1	

Note. Percent responding are Reserve members who answered the question. The scale ranges from 1 to 5. Higher scores indicate higher degree of satisfaction with their coworkers. The overall Cronbach's coefficient alpha = 0.93 (males = 0.93 and females = 0.94).

40. Continued	Percent Responding		Mean	Max ME	Coworker Satisfaction
USNR	99	±2	4.0	±0.1	
Enlisted	99	±2	4.0	±0.1	
Officers	99	±1	4.2	±0.1	
USMCR	98	±3	3.8	±0.2	
Enlisted	98	±3	3.8	±0.2	
Officers	97	±4	4.1	±0.3	
ANG	98	±1	3.9	±0.1	
Enlisted	98	±1	3.9	±0.1	
Officers	98	±2	3.9	±0.1	
USAFR	98	±2	3.9	±0.1	
Enlisted	98	±2	3.9	±0.1	
Officers	97	±2	4.0	±0.1	
MALES	98	±1	4.0	±0.1	
Enlisted	98	±1	4.0	±0.1	
E1 - E4	98	±1	4.1	±0.1	
E5 - E9	98	±1	4.0	±0.1	
Officers	98	±1	4.1	±0.1	
O1 - O3	99	±1	4.1	±0.1	
O4 - O6	99	±1	4.2	±0.1	
Reserve Unit	98	±1	4.0	±0.1	
AGR/FTS/AR	98	±1	3.9	±0.1	
IMA	99	±1	4.3	±0.1	
Non-Hispanic White	98	±1	4.0	±0.1	
Total Minority	98	±1	4.0	±0.1	
ARNG	98	±1	4.1	±0.1	
Enlisted	98	±1	4.0	±0.1	
Officers	99	±1	4.1	±0.1	
USAR	98	±1	3.9	±0.1	
Enlisted	98	±1	3.9	±0.1	
Officers	99	±2	4.0	±0.1	
USNR	99	±1	4.1	±0.1	
Enlisted	99	±2	4.0	±0.1	
Officers	98	±2	4.3	±0.1	
USMCR	98	±2	4.1	±0.1	
Enlisted	98	±3	4.1	±0.1	
Officers	99	±2	4.3	±0.1	
ANG	98	±1	4.0	±0.1	
Enlisted	98	±1	4.0	±0.1	
Officers	98	±3	4.1	±0.1	
USAFR	97	±2	4.1	±0.1	
Enlisted	97	±2	4.0	±0.1	
Officers	98	±2	4.3	±0.1	
USCGR	99	±1	4.2	±0.1	
Enlisted	99	±1	4.2	±0.1	
E1 - E4	99	±2	4.2	±0.1	
E5 - E9	99	±2	4.2	±0.1	
Officers	98	±1	4.3	±0.1	
O1 - O3	99	±2	4.2	±0.1	
O4 - O6	98	±2	4.3	±0.1	
Females	99	±1	4.1	±0.1	
Enlisted	99	±1	4.1	±0.1	
Officers	99	±2	4.2	±0.1	
Males	98	±1	4.2	±0.1	
Enlisted	98	±2	4.2	±0.1	
Officers	98	±2	4.3	±0.1	

41. How much do you agree or disagree with the following statements about the work you do at your military workplace?

a. Your work provides you with a sense of pride.

1. Strongly disagree
4. Agree

2. Disagree
5. Strongly agree

3. Neither agree nor disagree

	Percent Responding		Percentages					Max ME	Average Agreement		
			1	2	3	4	5				
TOTAL DOD	99	±1	2	5	13	41	39	±2	4.1	±0.1	
ARNG	99	±1	2	5	13	40	41	±2	4.1	±0.1	
USAR	99	±1	2	5	14	43	35	±3	4.0	±0.1	
USNR	100	±1	3	4	11	42	40	±4	4.1	±0.1	
USMCR	100	±1	3	6	13	39	39	±6	4.1	±0.2	
ANG	100	±1	1	4	10	44	42	±3	4.2	±0.1	
USAFR	100	±1	2	5	12	45	36	±4	4.1	±0.1	
Enlisted	99	±1	2	5	13	41	38	±2	4.1	±0.1	
E1 – E4	99	±1	3	6	15	37	40	±3	4.0	±0.1	
E1 – E3	100	±1	2	3	13	37	44	±4	4.2	±0.1	
E4	99	±1	4	7	16	37	37	±3	4.0	±0.1	
E5 – E9	100	±1	2	5	12	45	37	±2	4.1	±0.1	
E5 – E7	100	±1	2	5	12	45	35	±2	4.1	±0.1	
E8 – E9	99	±1	1	2	8	40	49	±4	4.3	±0.1	
Officers	100	±1	1	4	9	44	42	±3	4.2	±0.1	
O1 – O3	99	±1	1	5	9	47	38	±4	4.2	±0.1	
O4 – O6	100	±1	1	3	8	41	46	±3	4.3	±0.1	
W1 – W5	99	±1	0	2	11	46	41	±6	4.3	±0.1	
Reserve Unit	99	±1	2	5	13	41	39	±2	4.1	±0.1	
AGR/FTS/AR	99	±1	2	5	10	43	40	±3	4.2	±0.1	
IMA	100	±1	2	3	12	43	41	±5	4.2	±0.1	
Not Activated Past 12 Months	99	±1	2	5	13	42	38	±2	4.1	±0.1	
Activated Past 12 Months	100	±1	3	5	13	39	41	±3	4.1	±0.1	
Not Deployed Past 12 Months	99	±1	2	5	13	42	39	±2	4.1	±0.1	
Deployed Past 12 Months	100	±1	3	5	12	40	39	±4	4.1	±0.1	
Non-Hispanic White	100	±1	2	5	12	41	39	±2	4.1	±0.1	
Total Minority	99	±1	2	4	14	41	39	±2	4.1	±0.1	
Non-Hispanic Black	99	±1	1	4	12	41	41	±4	4.2	±0.1	
Hispanic	99	±1	3	3	14	40	40	±4	4.1	±0.1	
FEMALES	99	±1	2	6	15	42	35	±2	4.0	±0.1	
Enlisted	99	±1	3	6	15	42	34	±2	4.0	±0.1	
E1 – E4	100	±1	3	6	17	41	33	±3	3.9	±0.1	
E5 – E9	99	±1	2	6	14	43	36	±2	4.0	±0.1	
Officers	99	±1	2	4	10	45	39	±3	4.2	±0.1	
O1 – O3	99	±1	2	5	11	47	35	±5	4.1	±0.1	
O4 – O6	100	±1	2	2	8	42	45	±4	4.3	±0.1	
Reserve Unit	99	±1	2	6	15	43	34	±2	4.0	±0.1	
AGR/FTS/AR	99	±1	2	6	12	40	40	±4	4.1	±0.1	
IMA	98	±2	3	4	11	48	34	±6	4.1	±0.2	
Non-Hispanic White	99	±1	2	6	14	43	36	±2	4.0	±0.1	
Total Minority	99	±1	3	6	16	42	34	±3	4.0	±0.1	
ARNG	99	±1	2	6	14	41	36	±3	4.0	±0.1	
Enlisted	99	±1	3	6	15	41	36	±3	4.0	±0.1	
Officers	99	±2	1	4	9	47	39	±7	4.2	±0.1	
USAR	99	±1	3	6	16	43	32	±3	4.0	±0.1	
Enlisted	100	±1	3	7	17	42	31	±3	3.9	±0.1	
Officers	99	±2	2	4	11	45	37	±6	4.1	±0.1	

Note. Percent responding are Reserve members who answered the question.

2012 Workplace and Gender Relations Survey of Reserve Component Members

41a. Continued	Percent Responding		Percentages					Max ME	Average Agreement		
			1	2	3	4	5				
USNR	100	±1	2	5	12	45	35	±5	4.1	±0.1	
Enlisted	100	±0	2	5	12	46	35	±6	4.1	±0.2	
Officers	100	±1	2	4	15	40	39	±6	4.1	±0.2	
USMCR	100	±1	4	6	15	46	29	±9	3.9	±0.2	
Enlisted	100	±1	4	6	15	47	28	±10	3.9	±0.2	
Officers	100	±0	4	6	13	39	38	±11	4.0	±0.3	
ANG	100	±1	1	6	13	40	40	±4	4.1	±0.1	
Enlisted	100	±1	1	6	14	40	39	±4	4.1	±0.1	
Officers	99	±1	2	2	7	41	48	±6	4.3	±0.1	
USAFR	99	±1	2	5	13	46	34	±4	4.0	±0.1	
Enlisted	99	±1	2	5	14	46	32	±5	4.0	±0.1	
Officers	99	±1	2	4	9	46	38	±6	4.1	±0.1	
MALES	100	±1	2	5	12	41	40	±2	4.1	±0.1	
Enlisted	99	±1	2	5	13	41	39	±2	4.1	±0.1	
E1 - E4	99	±1	3	5	14	36	42	±3	4.1	±0.1	
E5 - E9	100	±1	2	5	12	45	37	±2	4.1	±0.1	
Officers	100	±1	1	4	8	44	43	±3	4.2	±0.1	
O1 - O3	100	±1	1	4	9	47	39	±5	4.2	±0.1	
O4 - O6	100	±1	1	3	8	41	46	±4	4.3	±0.1	
Reserve Unit	100	±1	2	5	12	41	40	±2	4.1	±0.1	
AGR/FTS/AR	99	±1	2	4	9	44	40	±4	4.2	±0.1	
IMA	100	±0	1	3	12	42	43	±6	4.2	±0.2	
Non-Hispanic White	100	±1	2	5	12	41	39	±2	4.1	±0.1	
Total Minority	99	±1	2	4	13	41	40	±3	4.2	±0.1	
ARNG	99	±1	2	5	12	39	42	±3	4.1	±0.1	
Enlisted	99	±1	2	5	13	38	41	±3	4.1	±0.1	
Officers	100	±1	0	4	7	46	42	±5	4.3	±0.1	
USAR	99	±1	2	5	14	43	35	±3	4.0	±0.1	
Enlisted	99	±1	3	5	14	42	35	±4	4.0	±0.1	
Officers	99	±1	1	4	12	47	36	±5	4.1	±0.1	
USNR	99	±1	3	4	11	41	42	±5	4.1	±0.1	
Enlisted	99	±1	3	3	12	41	40	±6	4.1	±0.2	
Officers	99	±1	1	5	7	39	48	±6	4.3	±0.2	
USMCR	100	±0	3	6	13	39	40	±7	4.1	±0.2	
Enlisted	100	±0	3	6	14	38	39	±7	4.0	±0.2	
Officers	100	±0	1	3	6	40	50	±7	4.3	±0.1	
ANG	100	±1	1	3	10	44	42	±3	4.2	±0.1	
Enlisted	100	±1	1	4	10	44	41	±4	4.2	±0.1	
Officers	100	±0	1	2	6	45	46	±7	4.3	±0.1	
USAFR	100	±0	2	5	12	44	37	±5	4.1	±0.1	
Enlisted	100	±0	2	6	13	45	34	±5	4.0	±0.1	
Officers	100	±0	2	2	8	39	49	±7	4.3	±0.2	
USCGR	99	±1	1	5	11	45	39	±4	4.2	±0.1	
Enlisted	99	±1	1	5	11	44	39	±4	4.2	±0.1	
E1 - E4	100	±1	1	9	10	46	33	±6	4.0	±0.1	
E5 - E9	99	±2	1	2	11	43	43	±6	4.2	±0.1	
Officers	100	±0	1	4	11	47	38	±4	4.2	±0.1	
O1 - O3	100	±0	0	6	10	48	36	±5	4.1	±0.1	
O4 - O6	100	±0	2	2	11	45	39	±6	4.2	±0.2	
Females	99	±1	2	8	14	45	31	±4	4.0	±0.1	
Enlisted	99	±1	2	7	15	43	32	±5	4.0	±0.1	
Officers	100	±0	1	8	12	53	26	±6	3.9	±0.2	
Males	99	±1	1	4	10	45	40	±4	4.2	±0.1	
Enlisted	99	±2	1	5	10	45	40	±5	4.2	±0.1	
Officers	100	±0	1	3	10	45	41	±5	4.2	±0.1	

41. How much do you agree or disagree with the following statements about the work you do at your military workplace?

b. Your work makes good use of your skills.

1. Strongly disagree 2. Disagree 3. Neither agree nor disagree
4. Agree 5. Strongly agree

	Percent Responding		Percentages					Max ME	Average Agreement		
			1	2	3	4	5				
TOTAL DOD	99	±1	4	9	15	40	31	±2	3.8	±0.1	
ARNG	99	±1	4	8	15	39	33	±2	3.9	±0.1	
USAR	99	±1	6	11	17	40	27	±3	3.7	±0.1	
USNR	99	±1	5	10	16	40	28	±4	3.8	±0.1	
USMCR	99	±2	3	9	17	40	31	±6	3.9	±0.2	
ANG	99	±1	2	8	13	45	32	±3	4.0	±0.1	
USAFR	98	±1	3	9	13	43	32	±4	3.9	±0.1	
Enlisted	99	±1	5	9	16	40	30	±2	3.8	±0.1	
E1 – E4	99	±1	6	9	18	36	31	±3	3.8	±0.1	
E1 – E3	99	±1	4	6	16	39	35	±4	3.9	±0.1	
E4	99	±1	7	11	19	34	29	±3	3.7	±0.1	
E5 – E9	99	±1	3	9	15	43	30	±2	3.9	±0.1	
E5 – E7	99	±1	3	9	15	43	29	±2	3.8	±0.1	
E8 – E9	99	±1	2	5	10	44	39	±4	4.1	±0.1	
Officers	99	±1	3	8	11	45	33	±3	4.0	±0.1	
O1 – O3	99	±1	3	10	12	48	28	±4	3.9	±0.1	
O4 – O6	99	±1	3	7	9	43	38	±3	4.1	±0.1	
W1 – W5	99	±1	2	6	15	42	35	±6	4.0	±0.2	
Reserve Unit	99	±1	4	9	16	40	30	±2	3.8	±0.1	
AGR/FTS/AR	99	±1	3	7	12	43	34	±3	4.0	±0.1	
IMA	99	±1	3	8	12	41	36	±5	4.0	±0.1	
Not Activated Past 12 Months	99	±1	4	9	16	41	30	±2	3.8	±0.1	
Activated Past 12 Months	99	±1	5	10	15	38	33	±3	3.9	±0.1	
Not Deployed Past 12 Months	99	±1	4	9	16	41	31	±2	3.8	±0.1	
Deployed Past 12 Months	99	±1	5	9	13	40	33	±4	3.9	±0.1	
Non-Hispanic White	99	±1	5	9	15	40	31	±2	3.8	±0.1	
Total Minority	99	±1	4	8	16	41	31	±2	3.9	±0.1	
Non-Hispanic Black	99	±1	4	7	14	44	32	±4	3.9	±0.1	
Hispanic	99	±1	5	7	16	39	33	±4	3.9	±0.1	
FEMALES	99	±1	5	11	17	40	29	±2	3.8	±0.1	
Enlisted	99	±1	5	11	17	39	28	±2	3.8	±0.1	
E1 – E4	99	±1	6	11	18	37	27	±3	3.7	±0.1	
E5 – E9	99	±1	4	10	16	41	30	±2	3.8	±0.1	
Officers	99	±1	4	10	14	42	30	±3	3.8	±0.1	
O1 – O3	99	±1	5	11	16	44	25	±5	3.7	±0.1	
O4 – O6	99	±1	3	9	12	39	38	±4	4.0	±0.1	
Reserve Unit	99	±1	5	11	17	39	28	±2	3.7	±0.1	
AGR/FTS/AR	99	±1	3	9	11	41	36	±4	4.0	±0.1	
IMA	99	±2	4	12	14	40	29	±6	3.8	±0.2	
Non-Hispanic White	99	±1	5	11	16	39	29	±2	3.8	±0.1	
Total Minority	99	±1	4	10	17	40	29	±3	3.8	±0.1	
ARNG	99	±1	5	10	16	39	31	±3	3.8	±0.1	
Enlisted	99	±1	5	10	16	38	31	±3	3.8	±0.1	
Officers	99	±2	3	9	15	45	29	±7	3.9	±0.2	
USAR	99	±1	5	13	18	39	25	±3	3.7	±0.1	
Enlisted	99	±1	5	13	19	38	25	±3	3.6	±0.1	
Officers	99	±1	5	11	15	42	27	±6	3.8	±0.2	

Note. Percent responding are Reserve members who answered the question.

2012 Workplace and Gender Relations Survey of Reserve Component Members

41b. Continued	Percent Responding		Percentages					Max ME	Average Agreement		
			1	2	3	4	5				
USNR	99	±2	5	10	16	42	27	±5	3.8	±0.2	
Enlisted	99	±2	5	10	15	44	26	±6	3.8	±0.2	
Officers	99	±1	3	11	20	33	33	±6	3.8	±0.2	
USMCR	100	±1	5	11	15	43	26	±9	3.8	±0.2	
Enlisted	100	±1	4	11	16	44	25	±10	3.7	±0.2	
Officers	100	±0	5	15	8	38	33	±11	3.8	±0.3	
ANG	99	±1	3	9	16	40	31	±4	3.9	±0.1	
Enlisted	99	±1	3	10	17	39	30	±4	3.8	±0.1	
Officers	99	±1	3	5	9	45	38	±6	4.1	±0.1	
USAFR	99	±1	4	10	16	42	29	±4	3.8	±0.1	
Enlisted	99	±1	4	9	17	42	28	±5	3.8	±0.1	
Officers	99	±2	4	10	13	41	32	±6	3.9	±0.2	
MALES	99	±1	4	9	15	41	31	±2	3.9	±0.1	
Enlisted	99	±1	5	9	16	40	31	±2	3.8	±0.1	
E1 - E4	99	±1	6	9	18	35	32	±3	3.8	±0.1	
E5 - E9	99	±1	3	9	14	43	30	±2	3.9	±0.1	
Officers	99	±1	2	8	10	46	34	±3	4.0	±0.1	
O1 - O3	99	±1	2	9	10	49	29	±5	3.9	±0.1	
O4 - O6	100	±1	3	7	9	44	38	±4	4.1	±0.1	
Reserve Unit	99	±1	4	9	15	40	31	±2	3.8	±0.1	
AGR/FTS/AR	99	±1	3	7	12	44	34	±4	4.0	±0.1	
IMA	99	±1	2	6	12	42	38	±6	4.1	±0.2	
Non-Hispanic White	99	±1	4	9	15	41	31	±2	3.8	±0.1	
Total Minority	99	±1	4	8	16	41	32	±3	3.9	±0.1	
ARNG	99	±1	4	8	15	39	33	±3	3.9	±0.1	
Enlisted	99	±1	5	8	16	38	33	±3	3.9	±0.1	
Officers	100	±1	2	8	10	47	34	±5	4.0	±0.1	
USAR	99	±1	6	10	17	40	28	±3	3.7	±0.1	
Enlisted	99	±1	6	10	18	39	27	±4	3.7	±0.1	
Officers	99	±2	3	10	12	45	30	±5	3.9	±0.1	
USNR	99	±1	6	10	16	40	29	±5	3.8	±0.2	
Enlisted	99	±2	6	9	18	39	27	±6	3.7	±0.2	
Officers	99	±1	3	11	11	41	35	±6	3.9	±0.2	
USMCR	99	±2	3	9	17	40	31	±7	3.9	±0.2	
Enlisted	99	±2	3	9	17	40	30	±7	3.8	±0.2	
Officers	100	±1	2	7	10	43	38	±8	4.1	±0.2	
ANG	99	±1	2	7	12	46	33	±4	4.0	±0.1	
Enlisted	99	±1	2	8	13	45	32	±4	4.0	±0.1	
Officers	99	±2	2	4	8	50	35	±7	4.1	±0.2	
USAFR	98	±2	3	9	12	43	33	±5	3.9	±0.1	
Enlisted	97	±2	3	10	14	42	30	±5	3.9	±0.2	
Officers	100	±1	2	5	7	44	42	±7	4.2	±0.2	
USCGR	99	±1	5	10	14	42	29	±4	3.8	±0.1	
Enlisted	99	±1	5	10	14	42	29	±4	3.8	±0.1	
E1 - E4	99	±1	5	11	16	45	23	±6	3.7	±0.2	
E5 - E9	99	±1	5	9	12	41	33	±6	3.9	±0.2	
Officers	100	±1	3	11	16	41	29	±4	3.8	±0.1	
O1 - O3	99	±1	3	11	22	39	25	±5	3.7	±0.1	
O4 - O6	100	±0	4	9	11	44	32	±6	3.9	±0.2	
Females	99	±1	4	13	16	43	24	±4	3.7	±0.1	
Enlisted	99	±2	4	14	16	42	25	±5	3.7	±0.1	
Officers	100	±0	4	9	20	46	21	±6	3.7	±0.2	
Males	99	±1	5	10	14	42	30	±4	3.8	±0.1	
Enlisted	99	±1	5	10	13	42	30	±5	3.8	±0.2	
Officers	100	±1	3	11	16	39	31	±5	3.8	±0.1	

41. How much do you agree or disagree with the following statements about the work you do at your military workplace?

c. You like the kind of work you do.

1. Strongly disagree
4. Agree

2. Disagree
5. Strongly agree

3. Neither agree nor disagree

	Percent Responding		Percentages					Max ME	Average Agreement		
			1	2	3	4	5				
TOTAL DOD	99	±1	3	6	15	41	35	±2	4.0	±0.1	
ARNG	99	±1	3	6	14	40	37	±2	4.0	±0.1	
USAR	99	±1	4	7	18	39	32	±3	3.9	±0.1	
USNR	99	±1	4	6	16	41	34	±4	3.9	±0.1	
USMCR	99	±1	3	6	18	41	33	±6	3.9	±0.2	
ANG	99	±1	2	5	12	43	38	±3	4.1	±0.1	
USAFR	99	±1	2	6	15	43	34	±4	4.0	±0.1	
Enlisted	99	±1	3	6	16	40	35	±2	4.0	±0.1	
E1 – E4	99	±1	4	6	18	38	34	±3	3.9	±0.1	
E1 – E3	99	±1	3	4	18	37	38	±4	4.0	±0.1	
E4	99	±1	5	7	18	38	32	±3	3.8	±0.1	
E5 – E9	99	±1	2	6	14	43	35	±2	4.0	±0.1	
E5 – E7	99	±1	2	6	15	42	34	±2	4.0	±0.1	
E8 – E9	98	±1	1	2	9	44	44	±4	4.3	±0.1	
Officers	99	±1	2	5	11	43	38	±3	4.1	±0.1	
O1 – O3	99	±1	2	7	12	46	34	±4	4.0	±0.1	
O4 – O6	99	±1	2	4	12	40	42	±3	4.2	±0.1	
W1 – W5	99	±1	0	3	10	43	43	±6	4.3	±0.1	
Reserve Unit	99	±1	3	6	15	41	35	±2	4.0	±0.1	
AGR/FTS/AR	99	±1	3	5	13	42	37	±3	4.1	±0.1	
IMA	99	±1	2	3	14	41	39	±5	4.1	±0.1	
Not Activated Past 12 Months	99	±1	3	6	15	41	35	±2	4.0	±0.1	
Activated Past 12 Months	99	±1	3	5	16	39	37	±3	4.0	±0.1	
Not Deployed Past 12 Months	99	±1	3	6	15	40	35	±2	4.0	±0.1	
Deployed Past 12 Months	99	±1	3	5	13	42	37	±4	4.0	±0.1	
Non-Hispanic White	99	±1	3	6	15	41	35	±2	4.0	±0.1	
Total Minority	99	±1	3	6	16	40	36	±2	4.0	±0.1	
Non-Hispanic Black	98	±1	2	6	14	42	37	±4	4.1	±0.1	
Hispanic	99	±1	3	5	16	38	38	±4	4.0	±0.1	
FEMALES	99	±1	3	7	16	41	33	±2	3.9	±0.1	
Enlisted	99	±1	3	7	16	41	33	±2	3.9	±0.1	
E1 – E4	99	±1	4	7	19	39	31	±3	3.8	±0.1	
E5 – E9	99	±1	3	7	13	43	35	±2	4.0	±0.1	
Officers	99	±1	3	5	15	42	35	±3	4.0	±0.1	
O1 – O3	98	±2	3	6	17	45	30	±5	3.9	±0.1	
O4 – O6	99	±1	2	4	14	38	42	±4	4.1	±0.1	
Reserve Unit	99	±1	3	7	16	41	33	±2	3.9	±0.1	
AGR/FTS/AR	99	±1	2	6	12	42	38	±4	4.1	±0.1	
IMA	97	±2	4	6	14	44	33	±6	4.0	±0.2	
Non-Hispanic White	99	±1	3	7	15	41	34	±2	4.0	±0.1	
Total Minority	99	±1	3	6	17	41	32	±3	3.9	±0.1	
ARNG	99	±1	4	6	16	40	35	±3	4.0	±0.1	
Enlisted	99	±1	4	6	16	40	35	±3	4.0	±0.1	
Officers	99	±2	2	5	16	42	35	±7	4.0	±0.2	
USAR	99	±1	4	7	17	41	30	±3	3.9	±0.1	
Enlisted	99	±1	5	8	17	41	29	±3	3.8	±0.1	
Officers	99	±2	3	5	14	45	34	±6	4.0	±0.1	

Note. Percent responding are Reserve members who answered the question.

2012 Workplace and Gender Relations Survey of Reserve Component Members

41c. Continued	Percent Responding		Percentages					Max ME	Average Agreement		
			1	2	3	4	5				
USNR	99	±1	2	8	17	41	32	±5	3.9	±0.1	
Enlisted	99	±2	2	8	15	43	32	±6	3.9	±0.2	
Officers	99	±2	3	6	25	34	33	±6	3.9	±0.2	
USMCR	99	±1	4	7	20	40	29	±8	3.8	±0.2	
Enlisted	99	±1	4	6	21	40	29	±10	3.8	±0.2	
Officers	100	±0	4	13	12	44	28	±11	3.8	±0.3	
ANG	99	±1	2	7	14	41	36	±4	4.0	±0.1	
Enlisted	99	±1	2	8	14	41	35	±4	4.0	±0.1	
Officers	98	±2	2	4	11	41	42	±6	4.2	±0.1	
USAFR	98	±2	3	6	16	42	34	±4	4.0	±0.1	
Enlisted	97	±2	2	6	16	42	33	±5	4.0	±0.1	
Officers	98	±2	3	6	13	41	37	±6	4.0	±0.2	
MALES	99	±1	3	6	15	41	36	±2	4.0	±0.1	
Enlisted	99	±1	3	6	16	40	35	±2	4.0	±0.1	
E1 - E4	99	±1	4	6	18	37	35	±3	3.9	±0.1	
E5 - E9	99	±1	2	6	14	43	35	±2	4.0	±0.1	
Officers	99	±1	2	5	11	43	39	±3	4.1	±0.1	
O1 - O3	99	±1	2	7	10	46	35	±5	4.1	±0.1	
O4 - O6	99	±1	2	5	11	41	42	±4	4.2	±0.1	
Reserve Unit	99	±1	3	6	15	40	36	±2	4.0	±0.1	
AGR/FTS/AR	99	±1	3	5	13	42	37	±4	4.1	±0.1	
IMA	99	±1	2	2	14	40	41	±6	4.2	±0.2	
Non-Hispanic White	99	±1	3	6	15	41	35	±2	4.0	±0.1	
Total Minority	99	±1	3	5	15	40	37	±3	4.0	±0.1	
ARNG	99	±1	3	5	14	40	38	±3	4.1	±0.1	
Enlisted	99	±1	3	5	15	40	38	±3	4.0	±0.1	
Officers	100	±1	1	6	9	45	39	±5	4.1	±0.1	
USAR	98	±1	4	6	18	39	32	±3	3.9	±0.1	
Enlisted	98	±1	5	7	19	37	32	±4	3.9	±0.1	
Officers	99	±2	2	6	14	44	34	±5	4.0	±0.1	
USNR	98	±1	4	6	15	41	34	±5	4.0	±0.1	
Enlisted	99	±2	5	6	16	41	32	±6	3.9	±0.2	
Officers	98	±2	2	5	13	41	40	±6	4.1	±0.2	
USMCR	99	±1	3	6	18	41	33	±7	3.9	±0.2	
Enlisted	99	±1	3	6	18	41	32	±7	3.9	±0.2	
Officers	98	±2	2	3	12	42	40	±8	4.1	±0.1	
ANG	100	±1	2	4	11	44	39	±3	4.1	±0.1	
Enlisted	99	±1	1	5	12	44	38	±4	4.1	±0.1	
Officers	100	±0	2	3	7	42	45	±7	4.3	±0.2	
USAFR	99	±1	2	6	15	43	34	±5	4.0	±0.1	
Enlisted	99	±1	2	7	16	43	32	±5	4.0	±0.1	
Officers	100	±0	3	3	8	43	43	±7	4.2	±0.2	
USCGR	99	±1	2	6	16	41	36	±4	4.0	±0.1	
Enlisted	99	±1	2	5	15	41	37	±4	4.1	±0.1	
E1 - E4	100	±1	3	7	17	44	29	±6	3.9	±0.1	
E5 - E9	98	±2	1	4	14	38	43	±6	4.2	±0.1	
Officers	99	±1	2	7	17	42	33	±4	4.0	±0.1	
O1 - O3	99	±1	1	6	22	41	29	±5	3.9	±0.1	
O4 - O6	99	±2	3	8	12	43	35	±6	4.0	±0.2	
Females	99	±1	3	10	16	43	29	±4	3.9	±0.1	
Enlisted	98	±2	3	10	15	41	31	±5	3.9	±0.1	
Officers	99	±2	3	8	19	46	23	±6	3.8	±0.2	
Males	99	±1	1	5	16	40	38	±4	4.1	±0.1	
Enlisted	99	±2	1	4	15	41	38	±5	4.1	±0.1	
Officers	99	±1	2	6	17	40	35	±5	4.0	±0.1	

41. How much do you agree or disagree with the following statements about the work you do at your military workplace?
 d. Your job gives you the chance to acquire valuable skills.

1. Strongly disagree 2. Disagree 3. Neither agree nor disagree
 4. Agree 5. Strongly agree

	Percent Responding		Percentages					Max ME	Average Agreement		
			1	2	3	4	5				
TOTAL DOD	99	±1	4	7	16	40	34	±2	3.9	±0.1	
ARNG	99	±1	4	6	15	40	35	±2	4.0	±0.1	
USAR	99	±1	5	8	17	39	31	±3	3.8	±0.1	
USNR	100	±1	4	8	17	39	33	±4	3.9	±0.1	
USMCR	100	±1	4	8	16	40	32	±6	3.9	±0.2	
ANG	99	±1	2	6	15	42	35	±3	4.0	±0.1	
USAFR	99	±1	3	6	15	44	33	±4	4.0	±0.1	
Enlisted	99	±1	4	7	16	40	33	±2	3.9	±0.1	
E1 – E4	99	±1	5	6	16	38	35	±3	3.9	±0.1	
E1 – E3	99	±1	4	4	13	38	41	±4	4.1	±0.1	
E4	99	±1	6	8	17	38	32	±3	3.8	±0.1	
E5 – E9	99	±1	3	7	17	41	32	±2	3.9	±0.1	
E5 – E7	99	±1	3	7	17	42	31	±2	3.9	±0.1	
E8 – E9	99	±1	1	4	16	40	39	±4	4.1	±0.1	
Officers	99	±1	3	6	13	43	35	±3	4.0	±0.1	
O1 – O3	99	±1	3	6	15	43	33	±4	4.0	±0.1	
O4 – O6	99	±1	2	7	12	42	36	±3	4.0	±0.1	
W1 – W5	100	±1	1	2	13	43	41	±6	4.2	±0.1	
Reserve Unit	99	±1	4	7	16	40	33	±2	3.9	±0.1	
AGR/FTS/AR	99	±1	2	6	15	41	36	±3	4.0	±0.1	
IMA	100	±1	3	5	17	41	34	±5	4.0	±0.1	
Not Activated Past 12 Months	99	±1	4	7	16	40	33	±2	3.9	±0.1	
Activated Past 12 Months	99	±1	4	6	15	39	36	±3	4.0	±0.1	
Not Deployed Past 12 Months	99	±1	4	7	16	40	34	±2	3.9	±0.1	
Deployed Past 12 Months	99	±1	4	6	15	41	34	±4	3.9	±0.1	
Non-Hispanic White	99	±1	4	7	16	40	33	±2	3.9	±0.1	
Total Minority	99	±1	4	7	15	40	35	±2	4.0	±0.1	
Non-Hispanic Black	99	±1	3	6	13	43	35	±4	4.0	±0.1	
Hispanic	99	±1	4	7	15	38	37	±4	4.0	±0.1	
FEMALES	99	±1	4	8	17	40	31	±2	3.9	±0.1	
Enlisted	99	±1	4	8	17	40	31	±2	3.9	±0.1	
E1 – E4	99	±1	4	7	17	41	31	±3	3.9	±0.1	
E5 – E9	99	±1	3	9	17	40	31	±2	3.9	±0.1	
Officers	99	±1	4	8	15	41	32	±3	3.9	±0.1	
O1 – O3	98	±2	5	8	16	42	29	±5	3.8	±0.1	
O4 – O6	100	±1	3	9	13	39	36	±4	4.0	±0.1	
Reserve Unit	99	±1	4	8	17	41	31	±2	3.9	±0.1	
AGR/FTS/AR	99	±1	2	7	16	38	36	±4	4.0	±0.1	
IMA	99	±2	4	10	15	43	28	±6	3.8	±0.2	
Non-Hispanic White	99	±1	4	8	17	39	32	±2	3.9	±0.1	
Total Minority	99	±1	4	8	16	42	30	±3	3.9	±0.1	
ARNG	99	±1	4	7	15	41	33	±3	3.9	±0.1	
Enlisted	99	±1	4	6	16	41	33	±3	3.9	±0.1	
Officers	98	±2	3	7	12	41	37	±7	4.0	±0.2	
USAR	99	±1	5	9	18	41	28	±3	3.8	±0.1	
Enlisted	99	±1	5	9	18	40	28	±3	3.8	±0.1	
Officers	99	±1	5	9	16	43	27	±6	3.8	±0.2	

Note. Percent responding are Reserve members who answered the question.

2012 Workplace and Gender Relations Survey of Reserve Component Members

41d. Continued	Percent Responding		Percentages					Max ME	Average Agreement		
			1	2	3	4	5				
USNR	100	±1	3	9	18	40	29	±5	3.8	±0.1	
Enlisted	100	±1	4	8	18	42	29	±6	3.8	±0.2	
Officers	100	±1	3	11	21	33	32	±6	3.8	±0.2	
USMCR	100	±1	4	7	24	37	28	±9	3.8	±0.2	
Enlisted	100	±1	4	7	24	37	28	±10	3.8	±0.2	
Officers	100	±0	4	8	25	37	27	±11	3.7	±0.3	
ANG	100	±1	2	7	18	39	35	±4	4.0	±0.1	
Enlisted	100	±1	2	7	18	38	34	±4	3.9	±0.1	
Officers	98	±3	2	6	14	40	38	±6	4.1	±0.1	
USAFR	99	±1	3	10	17	40	30	±4	3.9	±0.1	
Enlisted	99	±1	3	10	18	41	29	±5	3.8	±0.1	
Officers	99	±2	3	9	13	40	34	±6	3.9	±0.2	
MALES	99	±1	4	6	16	40	34	±2	3.9	±0.1	
Enlisted	99	±1	4	6	16	39	34	±2	3.9	±0.1	
E1 - E4	99	±1	5	6	15	37	37	±3	3.9	±0.1	
E5 - E9	99	±1	3	7	17	42	32	±2	3.9	±0.1	
Officers	99	±1	2	6	13	43	36	±3	4.0	±0.1	
O1 - O3	99	±1	3	6	14	43	34	±5	4.0	±0.1	
O4 - O6	99	±1	2	7	12	43	36	±4	4.0	±0.1	
Reserve Unit	99	±1	4	6	16	40	34	±2	3.9	±0.1	
AGR/FTS/AR	99	±1	2	6	15	42	36	±4	4.0	±0.1	
IMA	100	±0	2	4	17	41	35	±6	4.0	±0.2	
Non-Hispanic White	99	±1	4	6	16	40	33	±2	3.9	±0.1	
Total Minority	99	±1	4	6	15	39	36	±3	4.0	±0.1	
ARNG	99	±1	4	6	15	39	36	±3	4.0	±0.1	
Enlisted	99	±1	4	6	16	38	35	±3	3.9	±0.1	
Officers	100	±1	2	5	11	46	36	±5	4.1	±0.1	
USAR	99	±1	5	7	17	39	32	±3	3.9	±0.1	
Enlisted	99	±1	5	7	18	38	32	±4	3.9	±0.1	
Officers	99	±1	3	8	14	42	33	±5	4.0	±0.1	
USNR	100	±1	4	7	16	39	34	±5	3.9	±0.1	
Enlisted	100	±1	4	7	17	39	33	±6	3.9	±0.2	
Officers	99	±1	3	9	15	38	35	±6	3.9	±0.2	
USMCR	100	±1	4	8	16	40	32	±7	3.9	±0.2	
Enlisted	100	±0	4	8	16	39	32	±7	3.9	±0.2	
Officers	99	±1	2	3	15	48	32	±8	4.0	±0.1	
ANG	99	±1	2	5	15	42	35	±4	4.0	±0.1	
Enlisted	99	±1	2	6	15	43	35	±4	4.0	±0.1	
Officers	100	±1	3	4	14	41	39	±7	4.1	±0.2	
USAFR	99	±1	3	5	14	45	33	±5	4.0	±0.1	
Enlisted	99	±1	3	6	14	45	32	±5	4.0	±0.1	
Officers	99	±2	2	3	12	44	39	±7	4.1	±0.2	
USCGR	99	±1	2	7	17	41	32	±4	3.9	±0.1	
Enlisted	99	±1	2	7	17	41	33	±4	4.0	±0.1	
E1 - E4	99	±2	3	7	14	46	31	±6	3.9	±0.1	
E5 - E9	99	±1	2	7	18	39	34	±6	4.0	±0.2	
Officers	100	±1	2	7	20	40	30	±4	3.9	±0.1	
O1 - O3	100	±0	1	7	23	39	30	±5	3.9	±0.1	
O4 - O6	99	±2	3	6	18	42	30	±7	3.9	±0.2	
Females	100	±1	3	9	20	42	27	±4	3.8	±0.1	
Enlisted	99	±1	3	8	19	42	28	±5	3.8	±0.1	
Officers	100	±0	3	10	22	43	23	±6	3.7	±0.2	
Males	99	±1	2	7	17	41	33	±4	4.0	±0.1	
Enlisted	99	±1	2	7	16	41	34	±5	4.0	±0.1	
Officers	100	±1	2	7	20	39	32	±5	3.9	±0.1	

41. How much do you agree or disagree with the following statements about the work you do at your military workplace?

e. You are satisfied with your job as a whole.

1. Strongly disagree
4. Agree

2. Disagree
5. Strongly agree

3. Neither agree nor disagree

	Percent Responding		Percentages					Max ME	Average Agreement		
			1	2	3	4	5				
TOTAL DOD	99	±1	4	8	16	42	31	±2	3.9	±0.1	
ARNG	99	±1	4	7	14	41	33	±2	3.9	±0.1	
USAR	99	±1	4	9	19	41	27	±3	3.8	±0.1	
USNR	99	±1	4	8	16	43	29	±4	3.8	±0.1	
USMCR	99	±2	3	8	15	43	31	±6	3.9	±0.2	
ANG	100	±1	2	6	14	45	33	±3	4.0	±0.1	
USAFR	100	±1	3	7	16	45	30	±4	3.9	±0.1	
Enlisted	99	±1	4	8	16	41	30	±2	3.9	±0.1	
E1 – E4	99	±1	5	8	18	37	32	±3	3.8	±0.1	
E1 – E3	98	±1	3	6	16	38	37	±4	4.0	±0.1	
E4	99	±1	6	10	18	37	29	±3	3.7	±0.1	
E5 – E9	99	±1	3	7	15	45	29	±2	3.9	±0.1	
E5 – E7	100	±1	3	8	16	45	28	±2	3.9	±0.1	
E8 – E9	99	±1	1	3	10	45	41	±4	4.2	±0.1	
Officers	99	±1	2	6	12	45	34	±3	4.0	±0.1	
O1 – O3	99	±1	3	7	13	45	31	±4	4.0	±0.1	
O4 – O6	100	±1	2	6	11	45	36	±3	4.1	±0.1	
W1 – W5	100	±1	1	6	10	46	36	±6	4.1	±0.1	
Reserve Unit	99	±1	4	8	16	42	31	±2	3.9	±0.1	
AGR/FTS/AR	99	±1	3	7	13	43	33	±3	4.0	±0.1	
IMA	100	±1	3	4	14	44	35	±5	4.0	±0.1	
Not Activated Past 12 Months	99	±1	4	8	16	43	30	±2	3.9	±0.1	
Activated Past 12 Months	99	±1	3	7	16	40	34	±3	3.9	±0.1	
Not Deployed Past 12 Months	99	±1	4	8	16	42	31	±2	3.9	±0.1	
Deployed Past 12 Months	100	±1	4	7	15	42	32	±4	3.9	±0.1	
Non-Hispanic White	99	±1	4	7	15	43	31	±2	3.9	±0.1	
Total Minority	99	±1	4	8	16	41	31	±2	3.9	±0.1	
Non-Hispanic Black	99	±1	3	8	15	43	31	±4	3.9	±0.1	
Hispanic	99	±1	4	8	16	39	33	±4	3.9	±0.1	
FEMALES	99	±1	4	9	18	41	28	±2	3.8	±0.1	
Enlisted	99	±1	4	9	19	40	27	±2	3.8	±0.1	
E1 – E4	99	±1	5	9	21	38	26	±3	3.7	±0.1	
E5 – E9	99	±1	4	9	17	42	29	±2	3.8	±0.1	
Officers	99	±1	3	8	15	43	30	±3	3.9	±0.1	
O1 – O3	99	±1	3	9	17	43	27	±5	3.8	±0.1	
O4 – O6	99	±1	3	6	14	43	34	±4	4.0	±0.1	
Reserve Unit	99	±1	4	9	18	41	27	±2	3.8	±0.1	
AGR/FTS/AR	99	±1	3	9	17	39	32	±4	3.9	±0.1	
IMA	99	±1	4	9	17	39	31	±6	3.8	±0.2	
Non-Hispanic White	99	±1	4	9	17	41	29	±2	3.8	±0.1	
Total Minority	99	±1	4	10	20	40	27	±3	3.8	±0.1	
ARNG	99	±1	4	8	17	41	29	±3	3.8	±0.1	
Enlisted	99	±1	5	9	18	40	29	±3	3.8	±0.1	
Officers	99	±1	2	7	16	45	30	±6	4.0	±0.2	
USAR	99	±1	5	10	20	39	25	±3	3.7	±0.1	
Enlisted	99	±1	5	10	21	38	25	±3	3.7	±0.1	
Officers	98	±2	4	10	15	45	27	±6	3.8	±0.1	

Note. Percent responding are Reserve members who answered the question.

2012 Workplace and Gender Relations Survey of Reserve Component Members

41e. Continued	Percent Responding		Percentages					Max ME	Average Agreement		
			1	2	3	4	5				
USNR	99	±2	3	10	19	40	28	±5	3.8	±0.1	
Enlisted	99	±2	4	10	19	40	27	±6	3.8	±0.2	
Officers	99	±1	2	9	19	37	32	±6	3.9	±0.2	
USMCR	100	±1	5	9	19	42	26	±9	3.7	±0.2	
Enlisted	100	±1	6	9	18	43	24	±10	3.7	±0.2	
Officers	100	±0	3	10	22	34	32	±11	3.8	±0.3	
ANG	100	±1	3	8	16	42	31	±4	3.9	±0.1	
Enlisted	100	±1	3	9	17	41	31	±4	3.9	±0.1	
Officers	100	±1	3	4	11	46	35	±6	4.1	±0.1	
USAFR	99	±1	4	9	17	42	28	±4	3.8	±0.1	
Enlisted	99	±1	3	9	18	42	27	±5	3.8	±0.1	
Officers	99	±1	4	7	15	41	32	±6	3.9	±0.2	
MALES	99	±1	3	7	15	42	32	±2	3.9	±0.1	
Enlisted	99	±1	4	8	16	42	31	±2	3.9	±0.1	
E1 - E4	99	±1	5	8	17	37	33	±3	3.9	±0.1	
E5 - E9	99	±1	3	7	15	46	30	±2	3.9	±0.1	
Officers	100	±1	2	6	11	46	35	±3	4.0	±0.1	
O1 - O3	99	±1	3	6	12	46	33	±5	4.0	±0.1	
O4 - O6	100	±1	2	6	11	45	36	±4	4.1	±0.1	
Reserve Unit	99	±1	4	8	15	42	31	±2	3.9	±0.1	
AGR/FTS/AR	100	±1	3	6	13	44	34	±4	4.0	±0.1	
IMA	100	±0	2	3	13	46	36	±6	4.1	±0.2	
Non-Hispanic White	99	±1	3	7	15	43	31	±2	3.9	±0.1	
Total Minority	99	±1	3	8	15	41	32	±3	3.9	±0.1	
ARNG	99	±1	4	7	14	41	34	±3	4.0	±0.1	
Enlisted	99	±1	4	7	15	40	34	±3	3.9	±0.1	
Officers	100	±1	2	7	10	46	35	±5	4.1	±0.1	
USAR	99	±1	4	9	18	41	28	±3	3.8	±0.1	
Enlisted	99	±1	4	9	19	40	27	±4	3.8	±0.1	
Officers	99	±2	3	6	15	45	31	±5	3.9	±0.1	
USNR	99	±1	4	8	15	44	29	±5	3.9	±0.1	
Enlisted	99	±1	5	7	16	44	27	±6	3.8	±0.2	
Officers	99	±1	2	8	11	43	36	±6	4.0	±0.2	
USMCR	99	±2	3	8	15	43	31	±7	3.9	±0.2	
Enlisted	99	±2	3	9	15	43	30	±7	3.9	±0.2	
Officers	100	±0	3	2	11	44	40	±8	4.2	±0.2	
ANG	100	±1	2	6	14	46	33	±3	4.0	±0.1	
Enlisted	100	±1	2	6	14	46	32	±4	4.0	±0.1	
Officers	100	±1	2	4	10	48	37	±7	4.1	±0.2	
USAFR	100	±1	3	7	15	45	30	±5	3.9	±0.1	
Enlisted	100	±1	3	8	16	46	28	±5	3.9	±0.1	
Officers	100	±0	3	3	11	45	38	±7	4.1	±0.2	
USCGR	99	±1	1	7	15	45	31	±4	4.0	±0.1	
Enlisted	99	±1	1	7	16	45	31	±4	4.0	±0.1	
E1 - E4	100	±1	2	10	15	45	28	±6	3.9	±0.1	
E5 - E9	98	±2	1	5	16	45	34	±6	4.1	±0.1	
Officers	99	±1	2	7	15	46	30	±4	4.0	±0.1	
O1 - O3	99	±1	2	9	16	45	28	±5	3.9	±0.1	
O4 - O6	99	±2	2	7	12	46	33	±6	4.0	±0.2	
Females	99	±1	3	10	17	44	27	±4	3.8	±0.1	
Enlisted	99	±1	3	10	16	42	28	±5	3.8	±0.1	
Officers	99	±2	2	8	19	48	23	±6	3.8	±0.2	
Males	99	±1	1	6	15	45	32	±4	4.0	±0.1	
Enlisted	99	±2	1	6	16	45	32	±5	4.0	±0.1	
Officers	99	±1	2	7	14	45	32	±5	4.0	±0.1	

41. How much do you agree or disagree with the following statements about the work you do at your military workplace?

f. Your day-to-day work is directly tied to your wartime job.

- 1. Strongly disagree
- 2. Disagree
- 3. Neither agree nor disagree
- 4. Agree
- 5. Strongly agree

	Percent Responding		Percentages					Max ME	Average Agreement		
			1	2	3	4	5				
TOTAL DOD	99	±1	10	14	22	31	23	±2	3.4	±0.1	
ARNG	100	±1	11	15	23	29	23	±2	3.4	±0.1	
USAR	99	±1	11	15	23	29	21	±3	3.3	±0.1	
USNR	100	±1	12	14	24	29	21	±4	3.3	±0.1	
USMCR	100	±1	11	14	22	30	23	±6	3.4	±0.2	
ANG	99	±1	5	10	17	38	29	±3	3.8	±0.1	
USAFR	100	±1	6	11	21	37	24	±4	3.6	±0.1	
Enlisted	99	±1	11	14	23	30	22	±2	3.4	±0.1	
E1 – E4	99	±1	12	14	26	27	21	±2	3.3	±0.1	
E1 – E3	99	±1	10	12	27	26	25	±4	3.4	±0.1	
E4	99	±1	14	16	25	27	19	±3	3.2	±0.1	
E5 – E9	100	±1	9	14	21	33	23	±2	3.5	±0.1	
E5 – E7	100	±1	10	14	21	32	22	±2	3.4	±0.1	
E8 – E9	99	±1	5	10	18	35	32	±4	3.8	±0.1	
Officers	99	±1	6	13	16	37	27	±2	3.7	±0.1	
O1 – O3	99	±1	8	15	16	36	25	±4	3.6	±0.1	
O4 – O6	100	±1	6	13	17	36	28	±3	3.7	±0.1	
W1 – W5	99	±1	4	9	16	40	31	±6	3.9	±0.2	
Reserve Unit	99	±1	10	14	22	31	23	±2	3.4	±0.1	
AGR/FTS/AR	100	±1	8	12	20	33	27	±3	3.6	±0.1	
IMA	100	±1	4	9	20	37	29	±5	3.8	±0.1	
Not Activated Past 12 Months	99	±1	10	14	23	31	22	±2	3.4	±0.1	
Activated Past 12 Months	100	±1	10	14	19	30	27	±3	3.5	±0.1	
Not Deployed Past 12 Months	99	±1	10	14	23	31	23	±2	3.4	±0.1	
Deployed Past 12 Months	100	±1	11	13	19	32	25	±3	3.5	±0.1	
Non-Hispanic White	100	±1	10	14	22	32	22	±2	3.4	±0.1	
Total Minority	99	±1	10	13	23	30	24	±2	3.5	±0.1	
Non-Hispanic Black	99	±1	8	15	22	32	24	±3	3.5	±0.1	
Hispanic	99	±1	12	13	23	27	26	±3	3.4	±0.1	
FEMALES	99	±1	10	16	24	30	20	±2	3.3	±0.1	
Enlisted	99	±1	11	16	24	29	19	±2	3.3	±0.1	
E1 – E4	99	±1	12	15	28	26	18	±3	3.2	±0.1	
E5 – E9	100	±1	9	17	21	32	20	±2	3.4	±0.1	
Officers	99	±1	7	16	19	35	23	±3	3.5	±0.1	
O1 – O3	99	±1	9	15	20	36	20	±5	3.4	±0.1	
O4 – O6	99	±1	5	17	17	34	27	±4	3.6	±0.1	
Reserve Unit	99	±1	11	17	24	30	19	±2	3.3	±0.1	
AGR/FTS/AR	99	±1	6	15	23	33	23	±4	3.5	±0.1	
IMA	100	±1	5	14	25	36	21	±6	3.5	±0.2	
Non-Hispanic White	100	±1	11	17	22	30	20	±2	3.3	±0.1	
Total Minority	99	±1	9	15	26	30	20	±2	3.4	±0.1	
ARNG	99	±1	12	17	26	27	18	±3	3.2	±0.1	
Enlisted	99	±1	12	17	27	27	18	±3	3.2	±0.1	
Officers	99	±2	9	17	20	32	23	±6	3.4	±0.2	
USAR	99	±1	12	16	23	30	19	±3	3.3	±0.1	
Enlisted	99	±1	13	16	24	28	19	±3	3.2	±0.1	
Officers	99	±2	7	15	18	38	22	±6	3.5	±0.2	

Note. Percent responding are Reserve members who answered the question.

2012 Workplace and Gender Relations Survey of Reserve Component Members

41f. Continued	Percent Responding		Percentages					Max ME	Average Agreement		
			1	2	3	4	5				
USNR	100	±1	9	20	27	26	18	±5	3.2	±0.2	
Enlisted	100	±1	10	20	27	26	16	±6	3.2	±0.2	
Officers	100	±0	6	20	24	25	24	±6	3.4	±0.2	
USMCR	100	±1	9	13	29	32	16	±8	3.3	±0.2	
Enlisted	100	±1	9	13	29	33	16	±10	3.3	±0.3	
Officers	100	±0	9	16	30	28	17	±11	3.3	±0.3	
ANG	100	±1	6	13	19	36	26	±3	3.6	±0.1	
Enlisted	100	±1	6	13	20	36	25	±4	3.6	±0.1	
Officers	100	±0	6	12	16	37	30	±6	3.7	±0.2	
USAFR	99	±1	6	19	20	35	20	±4	3.4	±0.1	
Enlisted	99	±1	6	19	21	34	20	±5	3.4	±0.1	
Officers	100	±1	6	16	19	37	21	±5	3.5	±0.2	
MALES	99	±1	10	13	22	31	24	±2	3.5	±0.1	
Enlisted	99	±1	11	13	23	30	23	±2	3.4	±0.1	
E1 - E4	99	±1	13	14	26	27	21	±3	3.3	±0.1	
E5 - E9	100	±1	9	13	21	33	24	±2	3.5	±0.1	
Officers	99	±1	6	13	15	37	28	±3	3.7	±0.1	
O1 - O3	99	±1	8	15	14	37	27	±5	3.6	±0.1	
O4 - O6	100	±1	6	12	16	37	29	±4	3.7	±0.1	
Reserve Unit	99	±1	10	14	22	31	23	±2	3.4	±0.1	
AGR/FTS/AR	100	±1	8	12	19	33	27	±4	3.6	±0.1	
IMA	100	±0	4	8	19	38	32	±6	3.9	±0.2	
Non-Hispanic White	100	±1	10	14	22	32	23	±2	3.4	±0.1	
Total Minority	99	±1	10	13	22	29	26	±3	3.5	±0.1	
ARNG	100	±1	11	14	22	29	23	±2	3.4	±0.1	
Enlisted	100	±1	12	14	23	28	23	±3	3.3	±0.1	
Officers	100	±1	6	13	16	37	29	±5	3.7	±0.2	
USAR	99	±1	11	15	24	29	21	±3	3.3	±0.1	
Enlisted	99	±1	12	15	26	27	20	±4	3.3	±0.1	
Officers	99	±1	7	15	14	37	27	±5	3.6	±0.2	
USNR	100	±1	12	13	23	30	22	±5	3.4	±0.2	
Enlisted	100	±0	14	12	25	29	20	±5	3.3	±0.2	
Officers	99	±2	8	17	18	32	26	±6	3.5	±0.2	
USMCR	100	±0	11	15	21	30	23	±6	3.4	±0.2	
Enlisted	100	±0	11	15	22	29	22	±7	3.4	±0.2	
Officers	100	±0	5	12	15	38	29	±8	3.7	±0.2	
ANG	99	±1	5	10	17	39	30	±3	3.8	±0.1	
Enlisted	99	±1	4	10	17	38	30	±4	3.8	±0.1	
Officers	99	±2	7	8	14	42	29	±7	3.8	±0.2	
USAFR	100	±1	7	9	21	38	25	±4	3.7	±0.1	
Enlisted	100	±1	7	9	23	38	23	±5	3.6	±0.2	
Officers	100	±0	5	10	15	37	33	±7	3.8	±0.2	
USCGR	99	±1	8	15	28	29	21	±4	3.4	±0.1	
Enlisted	99	±1	8	15	27	29	21	±4	3.4	±0.1	
E1 - E4	100	±1	11	16	21	34	18	±6	3.3	±0.2	
E5 - E9	99	±1	5	14	32	26	23	±6	3.5	±0.2	
Officers	99	±1	7	15	28	30	19	±4	3.4	±0.1	
O1 - O3	100	±1	5	19	33	23	20	±5	3.3	±0.2	
O4 - O6	100	±0	7	11	23	39	19	±7	3.5	±0.2	
Females	99	±1	9	17	34	27	14	±4	3.2	±0.1	
Enlisted	99	±1	10	16	34	25	14	±5	3.2	±0.2	
Officers	99	±2	4	19	34	32	11	±6	3.3	±0.2	
Males	100	±1	7	14	26	30	22	±4	3.5	±0.1	
Enlisted	100	±1	7	14	26	30	22	±5	3.5	±0.2	
Officers	100	±1	8	14	27	30	22	±4	3.4	±0.1	

41. Work Satisfaction scale: Constructed from Q41a-e. Work Satisfaction can be defined as a sense of pride in work, use of skills, work enjoyment, and the opportunity to acquire valuable skills.

	Percent Responding		Mean	Max ME	Work Satisfaction
TOTAL DOD	97	±1	4.0	±0.1	
ARNG	97	±1	4.0	±0.1	
USAR	97	±1	3.8	±0.1	
USNR	97	±2	3.9	±0.1	
USMCR	97	±2	3.9	±0.2	
ANG	98	±1	4.1	±0.1	
USAFR	96	±2	4.0	±0.1	
Enlisted	97	±1	3.9	±0.1	
E1 – E4	97	±1	3.9	±0.1	
E1 – E3	96	±2	4.0	±0.1	
E4	97	±1	3.8	±0.1	
E5 – E9	97	±1	4.0	±0.1	
E5 – E7	97	±1	3.9	±0.1	
E8 – E9	96	±2	4.2	±0.1	
Officers	98	±1	4.1	±0.1	
O1 – O3	97	±1	4.0	±0.1	
O4 – O6	98	±1	4.1	±0.1	
W1 – W5	98	±2	4.2	±0.1	
Reserve Unit	97	±1	3.9	±0.1	
AGR/FTS/AR	98	±1	4.0	±0.1	
IMA	97	±2	4.1	±0.1	
Not Activated Past 12 Months	97	±1	3.9	±0.1	
Activated Past 12 Months	98	±1	4.0	±0.1	
Not Deployed Past 12 Months	97	±1	4.0	±0.1	
Deployed Past 12 Months	98	±1	4.0	±0.1	
Non-Hispanic White	97	±1	3.9	±0.1	
Total Minority	97	±1	4.0	±0.1	
Non-Hispanic Black	96	±2	4.0	±0.1	
Hispanic	97	±2	4.0	±0.1	
FEMALES	97	±1	3.9	±0.1	
Enlisted	97	±1	3.9	±0.1	
E1 – E4	97	±1	3.8	±0.1	
E5 – E9	97	±1	3.9	±0.1	
Officers	96	±1	4.0	±0.1	
O1 – O3	96	±2	3.9	±0.1	
O4 – O6	97	±2	4.1	±0.1	
Reserve Unit	97	±1	3.9	±0.1	
AGR/FTS/AR	98	±2	4.0	±0.1	
IMA	95	±3	3.9	±0.2	
Non-Hispanic White	97	±1	3.9	±0.1	
Total Minority	97	±1	3.9	±0.1	
ARNG	98	±1	3.9	±0.1	
Enlisted	98	±1	3.9	±0.1	
Officers	96	±3	4.0	±0.2	
USAR	97	±1	3.8	±0.1	
Enlisted	97	±2	3.8	±0.1	
Officers	96	±2	3.9	±0.1	

Note. Percent responding are Reserve members who answered the question. The scale ranges from 1 to 5. Higher scores indicate higher levels of satisfaction with their work. The overall Cronbach's coefficient alpha = 0.94 (males = 0.94 and females = 0.94).

41. Continued	Percent Responding		Mean	Max ME	Work Satisfaction
USNR	97	±2	3.9	±0.1	
Enlisted	97	±3	3.9	±0.2	
Officers	97	±2	3.9	±0.2	
USMCR	99	±1	3.8	±0.2	
Enlisted	99	±1	3.8	±0.2	
Officers	100	±0	3.8	±0.3	
ANG	97	±1	4.0	±0.1	
Enlisted	98	±1	3.9	±0.1	
Officers	95	±4	4.1	±0.1	
USAFR	96	±2	3.9	±0.1	
Enlisted	96	±2	3.9	±0.1	
Officers	96	±2	4.0	±0.1	
MALES	97	±1	4.0	±0.1	
Enlisted	97	±1	3.9	±0.1	
E1 - E4	97	±1	3.9	±0.1	
E5 - E9	97	±1	4.0	±0.1	
Officers	98	±1	4.1	±0.1	
O1 - O3	98	±2	4.0	±0.1	
O4 - O6	98	±1	4.1	±0.1	
Reserve Unit	97	±1	4.0	±0.1	
AGR/FTS/AR	98	±1	4.1	±0.1	
IMA	98	±2	4.1	±0.1	
Non-Hispanic White	97	±1	4.0	±0.1	
Total Minority	97	±1	4.0	±0.1	
ARNG	97	±1	4.0	±0.1	
Enlisted	97	±1	4.0	±0.1	
Officers	99	±1	4.1	±0.1	
USAR	97	±2	3.9	±0.1	
Enlisted	97	±2	3.8	±0.1	
Officers	97	±2	4.0	±0.1	
USNR	98	±2	3.9	±0.1	
Enlisted	97	±2	3.9	±0.2	
Officers	98	±2	4.1	±0.2	
USMCR	97	±2	3.9	±0.2	
Enlisted	97	±3	3.9	±0.2	
Officers	97	±2	4.2	±0.1	
ANG	98	±1	4.1	±0.1	
Enlisted	98	±2	4.1	±0.1	
Officers	98	±2	4.2	±0.1	
USAFR	96	±2	4.0	±0.1	
Enlisted	96	±3	4.0	±0.1	
Officers	99	±2	4.2	±0.2	
USCGR	97	±2	4.0	±0.1	
Enlisted	97	±2	4.0	±0.1	
E1 - E4	98	±2	3.9	±0.1	
E5 - E9	96	±3	4.1	±0.1	
Officers	98	±1	4.0	±0.1	
O1 - O3	98	±2	3.9	±0.1	
O4 - O6	98	±2	4.0	±0.2	
Females	96	±2	3.8	±0.1	
Enlisted	96	±2	3.8	±0.1	
Officers	98	±2	3.8	±0.2	
Males	97	±2	4.0	±0.1	
Enlisted	97	±2	4.0	±0.1	
Officers	98	±2	4.0	±0.1	

42. In your present military unit, to what extent are you...

a. Allowed to draw upon your non-military experiences/skills?

- 1. Not at all
- 2. Small extent
- 3. Moderate extent
- 4. Large extent
- 5. Very large extent

	Percent Responding		Percentages					Max ME	Average Extent		
			1	2	3	4	5				
TOTAL DOD	100	±1	8	14	32	27	19	±2	3.4	±0.1	
ARNG	100	±1	7	14	33	27	18	±2	3.4	±0.1	
USAR	100	±1	9	14	32	26	19	±3	3.3	±0.1	
USNR	99	±1	8	12	29	28	23	±4	3.5	±0.1	
USMCR	99	±1	7	14	38	23	19	±6	3.3	±0.2	
ANG	100	±1	6	14	31	28	20	±3	3.4	±0.1	
USAFR	99	±1	7	14	33	24	22	±4	3.4	±0.1	
Enlisted	100	±1	8	14	34	26	18	±2	3.3	±0.1	
E1 – E4	99	±1	10	15	38	21	16	±3	3.2	±0.1	
E1 – E3	99	±1	7	13	42	22	16	±4	3.3	±0.1	
E4	100	±1	11	17	36	20	16	±3	3.1	±0.1	
E5 – E9	100	±1	7	14	30	30	19	±2	3.4	±0.1	
E5 – E7	100	±1	7	14	31	30	18	±2	3.4	±0.1	
E8 – E9	99	±1	3	10	26	32	29	±4	3.7	±0.1	
Officers	100	±1	4	11	24	32	28	±2	3.7	±0.1	
O1 – O3	100	±1	5	13	26	32	25	±4	3.6	±0.1	
O4 – O6	100	±1	3	10	23	33	32	±3	3.8	±0.1	
W1 – W5	99	±1	3	10	27	35	25	±6	3.7	±0.2	
Reserve Unit	100	±1	8	14	33	26	19	±2	3.3	±0.1	
AGR/FTS/AR	99	±1	6	13	31	29	21	±3	3.5	±0.1	
IMA	100	±1	5	8	22	32	32	±5	3.8	±0.2	
Not Activated Past 12 Months	100	±1	8	14	33	27	19	±2	3.4	±0.1	
Activated Past 12 Months	100	±1	8	14	31	27	20	±3	3.4	±0.1	
Not Deployed Past 12 Months	100	±1	8	14	33	26	19	±2	3.4	±0.1	
Deployed Past 12 Months	100	±1	8	15	29	29	20	±3	3.4	±0.1	
Non-Hispanic White	100	±1	7	14	32	27	20	±2	3.4	±0.1	
Total Minority	99	±1	9	13	34	25	18	±2	3.3	±0.1	
Non-Hispanic Black	99	±1	10	14	34	25	17	±3	3.3	±0.1	
Hispanic	99	±1	8	13	35	24	20	±4	3.4	±0.1	
FEMALES	99	±1	10	16	35	23	17	±2	3.2	±0.1	
Enlisted	99	±1	10	17	36	22	15	±2	3.1	±0.1	
E1 – E4	99	±1	12	18	40	17	13	±3	3.0	±0.1	
E5 – E9	100	±1	9	16	32	27	16	±2	3.3	±0.1	
Officers	100	±1	6	12	26	29	26	±3	3.6	±0.1	
O1 – O3	100	±1	7	13	26	30	24	±4	3.5	±0.1	
O4 – O6	100	±1	5	11	25	29	30	±4	3.7	±0.1	
Reserve Unit	99	±1	10	16	35	23	16	±2	3.2	±0.1	
AGR/FTS/AR	99	±1	9	15	34	26	16	±4	3.2	±0.1	
IMA	99	±1	7	11	25	30	27	±6	3.6	±0.2	
Non-Hispanic White	100	±1	8	17	32	25	18	±2	3.3	±0.1	
Total Minority	99	±1	11	15	38	20	15	±3	3.1	±0.1	
ARNG	100	±1	9	17	37	22	15	±3	3.2	±0.1	
Enlisted	100	±1	9	18	39	21	14	±3	3.1	±0.1	
Officers	100	±0	8	16	26	28	22	±6	3.4	±0.2	
USAR	99	±1	12	15	34	22	17	±3	3.2	±0.1	
Enlisted	99	±1	13	16	36	21	15	±3	3.1	±0.1	
Officers	100	±1	6	12	27	29	26	±5	3.6	±0.2	

Note. Percent responding are Reserve members who answered the question.

2012 Workplace and Gender Relations Survey of Reserve Component Members

42a. Continued	Percent Responding		Percentages					Max ME	Average Extent		
			1	2	3	4	5				
USNR	99	±2	9	13	34	28	16	±5	3.3	±0.2	
Enlisted	98	±3	10	13	35	28	14	±6	3.2	±0.2	
Officers	100	±0	5	14	28	28	24	±6	3.5	±0.2	
USMCR	99	±1	6	17	33	26	18	±8	3.3	±0.2	
Enlisted	99	±1	5	19	34	25	17	±10	3.3	±0.3	
Officers	97	±4	12	3	27	33	24	±11	3.5	±0.3	
ANG	100	±1	7	17	33	25	18	±3	3.3	±0.1	
Enlisted	100	±1	8	18	34	24	16	±4	3.2	±0.1	
Officers	100	±0	3	10	28	28	32	±6	3.8	±0.2	
USAFR	99	±1	8	17	32	23	20	±4	3.3	±0.1	
Enlisted	99	±1	9	19	34	21	17	±5	3.2	±0.2	
Officers	99	±1	5	10	22	33	30	±5	3.7	±0.2	
MALES	100	±1	7	13	32	28	20	±2	3.4	±0.1	
Enlisted	100	±1	8	14	33	27	18	±2	3.3	±0.1	
E1 - E4	100	±1	9	15	37	22	17	±3	3.2	±0.1	
E5 - E9	100	±1	7	13	30	30	20	±2	3.4	±0.1	
Officers	100	±1	3	11	24	33	29	±3	3.7	±0.1	
O1 - O3	100	±1	4	12	26	32	26	±4	3.6	±0.1	
O4 - O6	100	±1	3	9	22	33	32	±4	3.8	±0.1	
Reserve Unit	100	±1	7	13	32	27	19	±2	3.4	±0.1	
AGR/FTS/AR	100	±1	5	13	30	30	23	±4	3.5	±0.1	
IMA	100	±0	4	7	21	33	34	±6	3.9	±0.2	
Non-Hispanic White	100	±1	7	14	32	28	20	±2	3.4	±0.1	
Total Minority	99	±1	8	13	33	27	19	±3	3.4	±0.1	
ARNG	100	±1	7	13	32	28	19	±3	3.4	±0.1	
Enlisted	100	±1	8	14	33	27	18	±3	3.3	±0.1	
Officers	100	±1	2	11	25	35	27	±5	3.7	±0.1	
USAR	100	±1	8	14	31	27	20	±3	3.4	±0.1	
Enlisted	100	±1	9	14	33	26	18	±4	3.3	±0.1	
Officers	100	±1	4	12	22	32	29	±5	3.7	±0.2	
USNR	99	±1	8	12	28	28	24	±5	3.5	±0.2	
Enlisted	99	±1	9	12	30	26	23	±6	3.4	±0.2	
Officers	100	±1	4	9	22	35	30	±6	3.8	±0.2	
USMCR	99	±2	7	14	38	23	19	±7	3.3	±0.2	
Enlisted	99	±2	7	14	39	23	17	±7	3.3	±0.2	
Officers	100	±1	6	10	27	27	31	±8	3.7	±0.2	
ANG	100	±1	6	14	31	29	20	±3	3.4	±0.1	
Enlisted	100	±1	7	15	32	28	18	±4	3.4	±0.1	
Officers	100	±0	2	9	24	36	29	±7	3.8	±0.2	
USAFR	99	±1	7	12	33	24	23	±4	3.5	±0.1	
Enlisted	99	±1	8	13	35	23	20	±5	3.4	±0.2	
Officers	99	±2	3	9	25	27	36	±7	3.8	±0.2	
USCGR	100	±1	7	16	30	29	17	±4	3.3	±0.1	
Enlisted	100	±1	8	16	31	30	15	±4	3.3	±0.1	
E1 - E4	100	±0	10	19	35	24	13	±6	3.1	±0.2	
E5 - E9	100	±1	6	14	29	34	17	±6	3.4	±0.2	
Officers	100	±1	6	16	25	27	26	±4	3.5	±0.1	
O1 - O3	100	±0	7	19	28	25	22	±5	3.4	±0.2	
O4 - O6	100	±1	5	14	20	31	30	±6	3.7	±0.2	
Females	100	±1	10	19	31	24	16	±4	3.2	±0.1	
Enlisted	100	±1	11	19	31	24	15	±5	3.1	±0.2	
Officers	99	±2	6	17	30	27	20	±6	3.4	±0.2	
Males	100	±0	7	16	30	30	17	±4	3.4	±0.1	
Enlisted	100	±0	7	15	31	31	15	±5	3.3	±0.2	
Officers	100	±0	6	16	23	27	28	±4	3.5	±0.1	

42. In your present military unit, to what extent are you...

b. Allowed to draw upon your military experiences/skills?

1. Not at all
4. Large extent

























































2. Small extent
5. Very large extent

3. Moderate extent

	Percent Responding		Percentages					Max ME	Average Extent		
			1	2	3	4	5				
TOTAL DOD	99	±1	4	8	25	37	27	±2	3.7	±0.1	
ARNG	99	±1	3	8	25	37	27	±2	3.8	±0.1	
USAR	99	±1	5	10	26	36	24	±3	3.6	±0.1	
USNR	98	±1	5	9	25	33	27	±4	3.7	±0.1	
USMCR	100	±1	3	7	25	34	31	±6	3.8	±0.2	
ANG	99	±1	1	6	24	40	28	±3	3.9	±0.1	
USAFR	99	±1	2	6	26	37	29	±4	3.8	±0.1	
Enlisted	99	±1	4	8	26	36	25	±2	3.7	±0.1	
E1 – E4	99	±1	5	9	30	33	23	±2	3.6	±0.1	
E1 – E3	99	±1	4	6	31	33	26	±4	3.7	±0.1	
E4	99	±1	5	11	30	33	21	±3	3.5	±0.1	
E5 – E9	99	±1	3	8	23	39	27	±2	3.8	±0.1	
E5 – E7	99	±1	3	8	24	39	26	±2	3.8	±0.1	
E8 – E9	100	±1	1	3	14	40	41	±4	4.2	±0.1	
Officers	99	±1	2	6	19	39	35	±2	4.0	±0.1	
O1 – O3	99	±1	2	7	22	40	29	±4	3.9	±0.1	
O4 – O6	99	±1	1	5	16	38	40	±3	4.1	±0.1	
W1 – W5	99	±1	1	4	16	44	35	±6	4.1	±0.1	
Reserve Unit	99	±1	4	8	26	36	26	±2	3.7	±0.1	
AGR/FTS/AR	99	±1	2	7	20	40	32	±3	3.9	±0.1	
IMA	99	±1	2	4	20	37	38	±5	4.0	±0.1	
Not Activated Past 12 Months	99	±1	4	8	25	37	26	±2	3.7	±0.1	
Activated Past 12 Months	99	±1	3	8	25	37	27	±3	3.8	±0.1	
Not Deployed Past 12 Months	99	±1	4	8	26	36	26	±2	3.7	±0.1	
Deployed Past 12 Months	99	±1	2	7	22	39	29	±4	3.9	±0.1	
Non-Hispanic White	99	±1	3	8	24	37	28	±2	3.8	±0.1	
Total Minority	99	±1	5	8	27	35	24	±2	3.7	±0.1	
Non-Hispanic Black	99	±1	5	9	26	35	25	±3	3.7	±0.1	
Hispanic	99	±1	4	9	27	34	26	±4	3.7	±0.1	
FEMALES	99	±1	5	11	30	32	22	±2	3.6	±0.1	
Enlisted	99	±1	5	11	32	31	21	±2	3.5	±0.1	
E1 – E4	99	±1	7	12	36	27	19	±3	3.4	±0.1	
E5 – E9	99	±1	3	11	28	35	23	±2	3.6	±0.1	
Officers	99	±1	4	8	24	35	29	±3	3.8	±0.1	
O1 – O3	99	±1	5	9	27	36	23	±4	3.6	±0.1	
O4 – O6	99	±1	2	7	21	33	37	±4	3.9	±0.1	
Reserve Unit	99	±1	5	11	31	31	21	±2	3.5	±0.1	
AGR/FTS/AR	98	±1	3	10	23	36	28	±4	3.8	±0.1	
IMA	99	±2	2	7	23	36	31	±6	3.9	±0.2	
Non-Hispanic White	99	±1	4	10	28	34	24	±2	3.6	±0.1	
Total Minority	99	±1	6	12	33	29	20	±3	3.5	±0.1	
ARNG	99	±1	5	12	32	31	20	±3	3.5	±0.1	
Enlisted	99	±1	5	12	33	30	19	±3	3.5	±0.1	
Officers	100	±0	4	10	23	38	26	±6	3.7	±0.2	
USAR	99	±1	7	12	31	30	20	±3	3.5	±0.1	
Enlisted	99	±1	7	13	32	30	19	±3	3.4	±0.1	
Officers	98	±2	5	10	27	32	27	±5	3.7	±0.2	

Note. Percent responding are Reserve members who answered the question.

2012 Workplace and Gender Relations Survey of Reserve Component Members

42b. Continued	Percent Responding		Percentages					Max ME	Average Extent		
			1	2	3	4	5				
USNR	98	±2	5	12	31	31	22	±5	3.5	±0.2	
Enlisted	97	±3	5	12	32	31	20	±6	3.5	±0.2	
Officers	100	±1	3	8	28	32	29	±6	3.8	±0.2	
USMCR	99	±1	5	9	29	31	26	±8	3.6	±0.2	
Enlisted	100	±1	5	10	29	30	25	±10	3.6	±0.3	
Officers	95	±5	1	6	29	33	30	±11	3.8	±0.3	
ANG	99	±1	2	8	28	34	28	±3	3.8	±0.1	
Enlisted	99	±1	2	8	29	34	26	±4	3.7	±0.1	
Officers	100	±1	1	6	21	36	36	±6	4.0	±0.1	
USAFR	99	±1	3	9	26	36	26	±4	3.7	±0.1	
Enlisted	99	±1	3	9	29	35	24	±5	3.7	±0.1	
Officers	99	±2	3	6	17	39	35	±5	4.0	±0.2	
MALES	99	±1	3	7	24	38	28	±2	3.8	±0.1	
Enlisted	99	±1	4	8	25	37	26	±2	3.7	±0.1	
E1 - E4	99	±1	4	9	29	34	24	±3	3.6	±0.1	
E5 - E9	99	±1	3	7	22	40	28	±2	3.8	±0.1	
Officers	99	±1	1	5	17	40	36	±3	4.1	±0.1	
O1 - O3	99	±1	2	6	21	41	31	±5	3.9	±0.1	
O4 - O6	99	±1	1	4	15	39	41	±4	4.1	±0.1	
Reserve Unit	99	±1	3	8	25	38	27	±2	3.8	±0.1	
AGR/FTS/AR	100	±1	2	6	19	40	33	±4	4.0	±0.1	
IMA	100	±1	1	3	19	37	39	±6	4.1	±0.2	
Non-Hispanic White	99	±1	3	7	23	38	29	±2	3.8	±0.1	
Total Minority	99	±1	4	8	25	37	26	±3	3.7	±0.1	
ARNG	99	±1	3	7	24	38	28	±3	3.8	±0.1	
Enlisted	99	±1	3	7	25	38	27	±3	3.8	±0.1	
Officers	100	±1	1	4	18	40	36	±5	4.1	±0.1	
USAR	100	±1	4	9	24	38	24	±3	3.7	±0.1	
Enlisted	100	±1	5	10	26	37	23	±4	3.6	±0.1	
Officers	99	±1	2	7	19	39	33	±5	4.0	±0.1	
USNR	99	±2	5	9	24	34	28	±5	3.7	±0.1	
Enlisted	98	±2	7	10	26	33	26	±6	3.6	±0.2	
Officers	99	±2	2	6	18	37	38	±6	4.0	±0.2	
USMCR	100	±1	3	7	24	34	32	±7	3.8	±0.2	
Enlisted	100	±1	3	8	26	34	30	±7	3.8	±0.2	
Officers	100	±1	2	5	13	34	45	±8	4.2	±0.2	
ANG	99	±1	1	6	23	42	29	±3	3.9	±0.1	
Enlisted	99	±1	1	6	24	41	28	±4	3.9	±0.1	
Officers	99	±2	0	5	14	48	33	±7	4.1	±0.1	
USAFR	99	±1	2	5	25	38	30	±4	3.9	±0.1	
Enlisted	99	±2	2	6	28	38	27	±5	3.8	±0.1	
Officers	99	±2	1	2	17	38	43	±7	4.2	±0.2	
USCGR	100	±1	1	7	27	39	25	±4	3.8	±0.1	
Enlisted	100	±1	1	8	28	40	24	±4	3.8	±0.1	
E1 - E4	100	±1	2	11	31	36	20	±5	3.6	±0.1	
E5 - E9	100	±1	1	6	26	42	26	±6	3.9	±0.2	
Officers	99	±1	2	7	23	36	33	±4	3.9	±0.1	
O1 - O3	99	±1	1	9	28	33	29	±5	3.8	±0.1	
O4 - O6	99	±2	2	2	17	42	37	±7	4.1	±0.2	
Females	99	±1	2	8	28	39	22	±4	3.7	±0.1	
Enlisted	99	±1	2	9	29	39	21	±5	3.7	±0.1	
Officers	100	±0	2	6	26	41	25	±6	3.8	±0.2	
Males	100	±1	1	7	27	39	26	±4	3.8	±0.1	
Enlisted	100	±1	1	7	28	40	24	±5	3.8	±0.1	
Officers	99	±1	1	7	22	35	35	±4	4.0	±0.1	

42. In your present military unit, to what extent are you...

c. Encouraged to provide input on how to best accomplish mission objectives?
























































1. Not at all
4. Large extent2. Small extent
5. Very large extent

3. Moderate extent

	Percent Responding		Percentages					Max ME	Average Extent		
			1	2	3	4	5				
TOTAL DOD	99	±1	6	11	25	33	25	±2	3.6	±0.1	
ARNG	100	±1	6	10	25	33	26	±2	3.6	±0.1	
USAR	100	±1	7	12	24	34	23	±3	3.5	±0.1	
USNR	99	±1	5	10	23	36	27	±4	3.7	±0.1	
USMCR	99	±1	6	12	27	28	27	±6	3.6	±0.2	
ANG	99	±1	5	12	26	33	24	±3	3.6	±0.1	
USAFR	99	±1	5	9	28	33	25	±4	3.6	±0.1	
Enlisted	99	±1	7	11	26	33	24	±2	3.6	±0.1	
E1 – E4	99	±1	8	12	29	30	21	±2	3.4	±0.1	
E1 – E3	99	±1	6	8	31	30	24	±4	3.6	±0.1	
E4	99	±1	10	13	27	30	20	±3	3.4	±0.1	
E5 – E9	100	±1	5	11	23	35	26	±2	3.6	±0.1	
E5 – E7	100	±1	6	12	24	35	24	±2	3.6	±0.1	
E8 – E9	99	±1	2	6	15	37	40	±4	4.1	±0.1	
Officers	100	±1	3	9	20	36	33	±2	3.9	±0.1	
O1 – O3	100	±1	4	11	22	37	26	±4	3.7	±0.1	
O4 – O6	100	±1	2	7	17	35	39	±3	4.0	±0.1	
W1 – W5	99	±1	4	8	20	39	30	±6	3.8	±0.2	
Reserve Unit	100	±1	6	11	25	33	24	±2	3.6	±0.1	
AGR/FTS/AR	99	±1	5	10	21	32	32	±3	3.8	±0.1	
IMA	99	±1	4	8	18	32	38	±5	3.9	±0.2	
Not Activated Past 12 Months	99	±1	6	10	25	34	25	±2	3.6	±0.1	
Activated Past 12 Months	100	±1	7	12	23	32	25	±3	3.6	±0.1	
Not Deployed Past 12 Months	100	±1	6	11	25	33	25	±2	3.6	±0.1	
Deployed Past 12 Months	99	±1	7	11	22	34	26	±3	3.6	±0.1	
Non-Hispanic White	100	±1	6	11	24	33	26	±2	3.6	±0.1	
Total Minority	99	±1	6	11	27	33	23	±2	3.6	±0.1	
Non-Hispanic Black	99	±1	6	12	24	33	24	±3	3.6	±0.1	
Hispanic	99	±1	5	10	28	32	24	±3	3.6	±0.1	
FEMALES	99	±1	8	14	28	29	22	±2	3.4	±0.1	
Enlisted	99	±1	8	14	28	29	20	±2	3.4	±0.1	
E1 – E4	99	±1	10	14	30	28	18	±3	3.3	±0.1	
E5 – E9	99	±1	7	15	27	29	23	±2	3.5	±0.1	
Officers	99	±1	5	13	24	30	28	±3	3.6	±0.1	
O1 – O3	99	±1	6	13	27	30	23	±4	3.5	±0.1	
O4 – O6	99	±1	3	12	20	30	35	±4	3.8	±0.1	
Reserve Unit	99	±1	8	14	28	29	21	±2	3.4	±0.1	
AGR/FTS/AR	98	±2	6	15	24	27	27	±4	3.5	±0.1	
IMA	98	±2	6	10	24	31	30	±6	3.7	±0.2	
Non-Hispanic White	99	±1	8	14	25	30	23	±2	3.5	±0.1	
Total Minority	99	±1	8	13	31	28	20	±3	3.4	±0.1	
ARNG	99	±1	8	14	27	29	22	±3	3.4	±0.1	
Enlisted	99	±1	8	14	27	29	22	±3	3.4	±0.1	
Officers	99	±2	5	12	24	30	29	±6	3.6	±0.2	
USAR	99	±1	10	15	27	28	20	±3	3.3	±0.1	
Enlisted	99	±1	11	15	28	28	18	±3	3.3	±0.1	
Officers	99	±1	7	16	23	29	25	±5	3.5	±0.2	

Note. Percent responding are Reserve members who answered the question.

2012 Workplace and Gender Relations Survey of Reserve Component Members

42c. Continued	Percent Responding		Percentages					Max ME	Average Extent		
			1	2	3	4	5				
USNR	99	±2	4	13	27	34	22	±5	3.6	±0.1	
Enlisted	98	±3	5	13	27	35	20	±6	3.5	±0.2	
Officers	99	±1	3	13	26	29	29	±6	3.7	±0.2	
USMCR	98	±2	7	12	32	24	25	±9	3.5	±0.2	
Enlisted	98	±2	8	13	32	23	24	±10	3.4	±0.3	
Officers	98	±4	3	3	30	30	34	±11	3.9	±0.3	
ANG	99	±1	7	14	28	29	22	±3	3.5	±0.1	
Enlisted	99	±1	7	15	29	28	21	±4	3.4	±0.1	
Officers	100	±0	4	7	23	35	31	±6	3.8	±0.2	
USAFR	99	±1	5	12	29	30	24	±4	3.5	±0.1	
Enlisted	99	±1	6	12	31	29	22	±5	3.5	±0.1	
Officers	100	±1	3	10	23	32	32	±5	3.8	±0.2	
MALES	100	±1	6	10	24	34	26	±2	3.6	±0.1	
Enlisted	100	±1	6	11	25	34	24	±2	3.6	±0.1	
E1 - E4	99	±1	8	11	28	30	22	±3	3.5	±0.1	
E5 - E9	100	±1	5	10	22	36	26	±2	3.7	±0.1	
Officers	100	±1	2	8	19	38	34	±3	3.9	±0.1	
O1 - O3	100	±1	3	10	21	39	27	±5	3.8	±0.1	
O4 - O6	100	±1	2	6	16	36	40	±4	4.1	±0.1	
Reserve Unit	100	±1	6	10	25	34	25	±2	3.6	±0.1	
AGR/FTS/AR	99	±1	4	9	20	33	33	±4	3.8	±0.1	
IMA	100	±1	3	7	17	32	41	±6	4.0	±0.2	
Non-Hispanic White	100	±1	6	10	24	34	27	±2	3.7	±0.1	
Total Minority	99	±1	6	10	25	35	24	±3	3.6	±0.1	
ARNG	100	±1	6	10	24	34	26	±3	3.6	±0.1	
Enlisted	100	±1	7	10	25	33	25	±3	3.6	±0.1	
Officers	100	±1	2	7	19	40	32	±5	3.9	±0.1	
USAR	100	±1	6	11	22	36	24	±3	3.6	±0.1	
Enlisted	100	±1	7	11	23	36	23	±4	3.6	±0.1	
Officers	100	±1	3	10	20	35	31	±5	3.8	±0.1	
USNR	100	±1	5	9	22	37	28	±5	3.8	±0.1	
Enlisted	99	±1	6	9	23	37	25	±6	3.7	±0.2	
Officers	100	±1	1	7	17	36	38	±6	4.0	±0.2	
USMCR	99	±2	6	12	27	29	27	±6	3.6	±0.2	
Enlisted	99	±2	6	12	28	28	26	±7	3.5	±0.2	
Officers	100	±0	2	6	13	36	42	±9	4.1	±0.2	
ANG	100	±1	4	12	26	34	24	±3	3.6	±0.1	
Enlisted	100	±1	5	12	28	32	23	±4	3.6	±0.1	
Officers	99	±2	1	8	16	41	33	±7	4.0	±0.2	
USAFR	99	±1	5	8	27	34	26	±4	3.7	±0.1	
Enlisted	99	±1	5	9	29	34	23	±5	3.6	±0.2	
Officers	99	±2	2	5	20	34	38	±7	4.0	±0.2	
USCGR	100	±1	4	9	27	37	23	±4	3.7	±0.1	
Enlisted	100	±1	4	9	28	38	21	±4	3.6	±0.1	
E1 - E4	100	±1	6	12	31	34	17	±5	3.5	±0.2	
E5 - E9	100	±1	3	7	26	41	24	±6	3.8	±0.2	
Officers	99	±1	2	9	24	34	31	±4	3.8	±0.1	
O1 - O3	100	±1	3	11	27	33	26	±5	3.7	±0.1	
O4 - O6	98	±2	2	5	20	37	36	±7	4.0	±0.2	
Females	99	±1	6	13	29	32	21	±4	3.5	±0.1	
Enlisted	99	±1	6	14	30	29	20	±5	3.4	±0.1	
Officers	99	±2	4	8	25	40	23	±6	3.7	±0.2	
Males	100	±1	3	8	27	38	23	±4	3.7	±0.1	
Enlisted	100	±1	3	8	28	39	22	±5	3.7	±0.1	
Officers	99	±1	2	9	24	33	33	±4	3.9	±0.1	

42. In your present military unit, to what extent are you...

d. Assigned tasks so you can learn new skills?

1. Not at all
4. Large extent

2. Small extent
5. Very large extent

3. Moderate extent

	Percent Responding		Percentages					Max ME	Average Extent		
			1	2	3	4	5				
TOTAL DOD	100	±1	6	13	28	31	22	±2	3.5	±0.1	
ARNG	100	±1	6	13	27	32	22	±2	3.5	±0.1	
USAR	100	±1	8	14	29	29	20	±3	3.4	±0.1	
USNR	100	±1	6	13	28	30	23	±4	3.5	±0.1	
USMCR	99	±1	5	10	27	35	23	±6	3.6	±0.2	
ANG	100	±1	4	12	31	33	21	±3	3.6	±0.1	
USAFR	99	±1	5	13	30	29	23	±3	3.5	±0.1	
Enlisted	100	±1	6	13	28	31	22	±2	3.5	±0.1	
E1 – E4	100	±1	7	11	28	30	24	±2	3.5	±0.1	
E1 – E3	99	±1	4	7	29	33	27	±4	3.7	±0.1	
E4	100	±1	9	14	28	28	22	±3	3.4	±0.1	
E5 – E9	100	±1	6	14	28	32	20	±2	3.5	±0.1	
E5 – E7	100	±1	6	14	28	32	19	±2	3.4	±0.1	
E8 – E9	99	±1	4	10	28	34	24	±4	3.7	±0.1	
Officers	99	±1	4	13	27	32	23	±2	3.6	±0.1	
O1 – O3	99	±1	4	13	27	35	20	±4	3.5	±0.1	
O4 – O6	100	±1	4	14	27	30	25	±3	3.6	±0.1	
W1 – W5	100	±1	5	12	27	33	23	±6	3.6	±0.2	
Reserve Unit	100	±1	6	13	28	31	22	±2	3.5	±0.1	
AGR/FTS/AR	100	±1	6	13	26	33	22	±3	3.5	±0.1	
IMA	100	±1	6	10	28	28	28	±5	3.6	±0.2	
Not Activated Past 12 Months	100	±1	6	13	28	32	21	±2	3.5	±0.1	
Activated Past 12 Months	100	±1	7	12	27	31	23	±3	3.5	±0.1	
Not Deployed Past 12 Months	100	±1	6	13	28	31	22	±2	3.5	±0.1	
Deployed Past 12 Months	100	±1	7	14	27	32	21	±3	3.5	±0.1	
Non-Hispanic White	100	±1	6	13	28	32	22	±2	3.5	±0.1	
Total Minority	99	±1	7	12	28	31	22	±2	3.5	±0.1	
Non-Hispanic Black	99	±1	6	12	27	32	23	±3	3.5	±0.1	
Hispanic	99	±1	7	13	28	30	23	±3	3.5	±0.1	
FEMALES	99	±1	8	16	29	27	20	±2	3.3	±0.1	
Enlisted	99	±1	8	15	29	27	19	±2	3.3	±0.1	
E1 – E4	99	±1	9	14	30	27	21	±3	3.4	±0.1	
E5 – E9	99	±1	8	17	29	28	18	±2	3.3	±0.1	
Officers	99	±1	7	18	28	27	20	±3	3.4	±0.1	
O1 – O3	99	±1	8	18	26	29	19	±4	3.3	±0.1	
O4 – O6	100	±1	6	18	28	26	22	±4	3.4	±0.1	
Reserve Unit	100	±1	8	16	30	27	19	±2	3.3	±0.1	
AGR/FTS/AR	99	±1	8	16	25	30	21	±4	3.4	±0.1	
IMA	99	±2	9	14	30	28	19	±6	3.3	±0.2	
Non-Hispanic White	100	±1	8	16	27	28	20	±2	3.4	±0.1	
Total Minority	99	±1	8	15	31	26	19	±3	3.3	±0.1	
ARNG	99	±1	8	15	28	28	21	±3	3.4	±0.1	
Enlisted	99	±1	8	15	29	28	21	±3	3.4	±0.1	
Officers	100	±1	7	16	28	28	22	±6	3.4	±0.2	
USAR	99	±1	11	16	29	26	17	±3	3.2	±0.1	
Enlisted	99	±1	12	16	29	27	17	±3	3.2	±0.1	
Officers	99	±1	9	19	29	26	18	±5	3.2	±0.2	

Note. Percent responding are Reserve members who answered the question.

2012 Workplace and Gender Relations Survey of Reserve Component Members

42d. Continued	Percent Responding		Percentages					Max ME	Average Extent		
			1	2	3	4	5				
USNR	100	±1	6	15	33	28	18	±5	3.4	±0.2	
Enlisted	100	±1	6	14	34	28	18	±6	3.4	±0.2	
Officers	99	±1	3	21	30	26	20	±6	3.4	±0.2	
USMCR	99	±1	7	15	27	26	26	±8	3.5	±0.2	
Enlisted	100	±1	7	15	27	25	26	±10	3.5	±0.3	
Officers	97	±4	9	16	26	27	22	±11	3.4	±0.3	
ANG	99	±1	5	16	30	29	20	±3	3.4	±0.1	
Enlisted	100	±1	6	15	31	28	20	±4	3.4	±0.1	
Officers	99	±1	3	16	24	34	23	±6	3.6	±0.2	
USAFR	100	±1	7	16	28	28	21	±4	3.4	±0.1	
Enlisted	100	±1	7	16	29	28	20	±5	3.4	±0.1	
Officers	100	±1	7	17	26	29	22	±5	3.4	±0.2	
MALES	100	±1	6	12	28	32	22	±2	3.5	±0.1	
Enlisted	100	±1	6	12	28	32	22	±2	3.5	±0.1	
E1 - E4	100	±1	7	10	28	30	24	±3	3.6	±0.1	
E5 - E9	100	±1	5	13	28	33	20	±2	3.5	±0.1	
Officers	99	±1	4	13	27	33	23	±3	3.6	±0.1	
O1 - O3	99	±1	3	12	27	37	21	±5	3.6	±0.1	
O4 - O6	100	±1	4	13	27	30	25	±4	3.6	±0.1	
Reserve Unit	100	±1	6	12	28	32	22	±2	3.5	±0.1	
AGR/FTS/AR	100	±1	5	12	27	33	23	±4	3.6	±0.1	
IMA	100	±1	6	9	27	28	30	±6	3.7	±0.2	
Non-Hispanic White	100	±1	5	12	28	32	22	±2	3.5	±0.1	
Total Minority	100	±1	6	12	27	32	23	±3	3.5	±0.1	
ARNG	100	±1	5	12	26	33	23	±3	3.6	±0.1	
Enlisted	100	±1	6	13	26	33	23	±3	3.5	±0.1	
Officers	100	±1	2	11	25	38	23	±5	3.7	±0.1	
USAR	100	±1	8	13	29	30	21	±3	3.4	±0.1	
Enlisted	100	±1	8	13	28	30	20	±4	3.4	±0.1	
Officers	99	±1	5	15	29	29	22	±5	3.5	±0.2	
USNR	100	±1	6	12	26	31	24	±5	3.6	±0.2	
Enlisted	100	±0	6	11	27	31	25	±6	3.6	±0.2	
Officers	99	±1	5	14	25	32	24	±6	3.6	±0.2	
USMCR	99	±2	5	9	27	36	23	±7	3.6	±0.2	
Enlisted	99	±2	5	9	27	36	22	±7	3.6	±0.2	
Officers	100	±1	6	10	26	30	29	±8	3.7	±0.2	
ANG	100	±1	3	11	31	34	21	±3	3.6	±0.1	
Enlisted	100	±1	3	11	31	34	22	±4	3.6	±0.1	
Officers	100	±0	4	13	30	33	20	±7	3.5	±0.2	
USAFR	99	±1	5	12	31	29	24	±4	3.6	±0.1	
Enlisted	99	±1	4	12	32	29	23	±5	3.5	±0.2	
Officers	98	±2	5	12	26	30	28	±7	3.6	±0.2	
USCGR	100	±1	4	13	31	33	19	±4	3.5	±0.1	
Enlisted	100	±1	4	13	31	34	18	±4	3.5	±0.1	
E1 - E4	99	±1	6	9	32	35	19	±6	3.5	±0.2	
E5 - E9	100	±1	3	15	31	34	17	±6	3.5	±0.2	
Officers	100	±0	4	12	33	30	22	±4	3.5	±0.1	
O1 - O3	100	±0	4	12	34	30	20	±5	3.5	±0.1	
O4 - O6	100	±0	4	9	32	33	22	±6	3.6	±0.2	
Females	99	±1	7	15	32	28	18	±4	3.3	±0.1	
Enlisted	99	±1	7	16	31	28	18	±5	3.3	±0.2	
Officers	100	±0	6	13	35	27	18	±6	3.4	±0.2	
Males	100	±1	4	12	31	34	19	±4	3.5	±0.1	
Enlisted	100	±1	4	12	31	35	18	±5	3.5	±0.1	
Officers	100	±0	4	11	32	30	23	±4	3.6	±0.1	

43. Overall, how well prepared...

a. Are you to perform your wartime job?

1. Very poorly prepared
4. Well prepared

2. Poorly prepared
5. Very well prepared

3. Neither well nor poorly prepared

	Percent Responding		Percentages					Max ME	Average Preparedness		
			1	2	3	4	5				
TOTAL DOD	100	±1	2	5	19	43	30	±2	3.9	±0.1	
ARNG	99	±1	2	5	19	44	31	±2	4.0	±0.1	
USAR	100	±1	4	6	21	42	26	±3	3.8	±0.1	
USNR	99	±1	3	6	22	42	27	±4	3.8	±0.1	
USMCR	100	±1	4	5	20	39	33	±6	3.9	±0.2	
ANG	100	±1	1	3	15	47	34	±3	4.1	±0.1	
USAFR	100	±1	2	4	19	43	32	±4	4.0	±0.1	
Enlisted	99	±1	3	5	20	43	30	±2	3.9	±0.1	
E1 – E4	100	±1	3	6	22	41	27	±3	3.8	±0.1	
E1 – E3	99	±1	3	5	27	41	24	±4	3.8	±0.1	
E4	100	±1	4	7	20	41	28	±3	3.8	±0.1	
E5 – E9	99	±1	2	4	18	44	33	±2	4.0	±0.1	
E5 – E7	100	±1	2	4	18	44	32	±2	4.0	±0.1	
E8 – E9	99	±1	1	2	13	44	40	±4	4.2	±0.1	
Officers	100	±1	1	4	16	48	31	±3	4.0	±0.1	
O1 – O3	100	±1	1	7	21	47	24	±4	3.9	±0.1	
O4 – O6	100	±1	1	3	12	48	37	±3	4.2	±0.1	
W1 – W5	100	±1	1	3	13	49	35	±6	4.1	±0.1	
Reserve Unit	100	±1	2	5	20	43	29	±2	3.9	±0.1	
AGR/FTS/AR	99	±1	2	3	17	43	35	±3	4.1	±0.1	
IMA	100	±1	1	2	14	46	35	±5	4.1	±0.1	
Not Activated Past 12 Months	100	±1	3	5	21	44	28	±2	3.9	±0.1	
Activated Past 12 Months	100	±1	1	4	14	43	37	±3	4.1	±0.1	
Not Deployed Past 12 Months	100	±1	3	5	21	43	28	±2	3.9	±0.1	
Deployed Past 12 Months	100	±1	1	2	11	43	42	±4	4.2	±0.1	
Non-Hispanic White	100	±1	2	5	18	44	30	±2	4.0	±0.1	
Total Minority	99	±1	2	5	21	42	29	±2	3.9	±0.1	
Non-Hispanic Black	99	±1	2	6	22	43	27	±4	3.9	±0.1	
Hispanic	99	±1	3	4	19	41	33	±4	4.0	±0.1	
FEMALES	99	±1	3	8	26	42	22	±2	3.7	±0.1	
Enlisted	99	±1	4	8	26	41	21	±2	3.7	±0.1	
E1 – E4	100	±1	5	9	27	40	18	±3	3.6	±0.1	
E5 – E9	99	±1	2	6	26	42	24	±2	3.8	±0.1	
Officers	100	±1	1	6	24	44	25	±3	3.8	±0.1	
O1 – O3	100	±1	1	8	29	44	18	±4	3.7	±0.1	
O4 – O6	99	±1	1	4	18	44	33	±4	4.0	±0.1	
Reserve Unit	100	±1	4	8	26	42	21	±2	3.7	±0.1	
AGR/FTS/AR	99	±1	1	5	25	41	28	±4	3.9	±0.1	
IMA	99	±1	3	6	21	45	25	±6	3.8	±0.2	
Non-Hispanic White	100	±1	3	7	24	43	23	±2	3.8	±0.1	
Total Minority	99	±1	4	8	29	40	19	±3	3.6	±0.1	
ARNG	99	±1	3	8	26	42	21	±3	3.7	±0.1	
Enlisted	100	±1	4	7	26	42	21	±3	3.7	±0.1	
Officers	99	±2	1	9	25	45	20	±7	3.7	±0.2	
USAR	99	±1	5	10	26	39	20	±3	3.6	±0.1	
Enlisted	99	±1	5	10	26	39	19	±3	3.6	±0.1	
Officers	100	±0	2	7	26	41	25	±5	3.8	±0.1	

Note. Percent responding are Reserve members who answered the question.

2012 Workplace and Gender Relations Survey of Reserve Component Members

43a. Continued	Percent Responding		Percentages					Max ME	Average Preparedness		
			1	2	3	4	5				
USNR	100	±0	2	7	30	43	18	±5	3.7	±0.1	
Enlisted	100	±0	3	8	30	43	16	±6	3.6	±0.2	
Officers	100	±0	0	5	26	43	25	±6	3.9	±0.1	
USMCR	100	±0	4	7	24	42	23	±8	3.7	±0.2	
Enlisted	100	±0	4	8	24	41	23	±10	3.7	±0.2	
Officers	100	±0	1	5	22	48	24	±11	3.9	±0.2	
ANG	99	±1	2	4	24	46	25	±4	3.9	±0.1	
Enlisted	99	±1	2	4	25	45	25	±4	3.9	±0.1	
Officers	100	±0	1	2	17	53	27	±6	4.0	±0.1	
USAFR	99	±1	3	6	25	41	25	±4	3.8	±0.1	
Enlisted	99	±1	3	7	27	41	23	±5	3.7	±0.1	
Officers	99	±1	2	4	19	43	32	±6	4.0	±0.1	
MALES	100	±1	2	4	18	44	32	±2	4.0	±0.1	
Enlisted	100	±1	2	4	18	43	32	±2	4.0	±0.1	
E1 - E4	100	±1	3	6	21	41	29	±3	3.9	±0.1	
E5 - E9	99	±1	2	3	16	45	34	±2	4.1	±0.1	
Officers	100	±1	1	4	14	49	32	±3	4.1	±0.1	
O1 - O3	100	±0	1	7	19	48	25	±5	3.9	±0.1	
O4 - O6	100	±1	1	2	11	49	37	±4	4.2	±0.1	
Reserve Unit	100	±1	2	5	18	44	31	±2	4.0	±0.1	
AGR/FTS/AR	100	±1	2	2	15	44	37	±4	4.1	±0.1	
IMA	100	±0	1	1	13	47	38	±6	4.2	±0.1	
Non-Hispanic White	100	±1	2	4	17	44	32	±2	4.0	±0.1	
Total Minority	99	±1	2	4	19	43	32	±3	4.0	±0.1	
ARNG	99	±1	2	4	17	45	32	±3	4.0	±0.1	
Enlisted	99	±1	2	4	18	44	33	±3	4.0	±0.1	
Officers	100	±0	1	4	16	50	30	±5	4.0	±0.1	
USAR	100	±1	3	5	20	43	28	±3	3.9	±0.1	
Enlisted	99	±1	4	5	21	41	28	±4	3.9	±0.1	
Officers	100	±1	1	6	14	51	28	±5	4.0	±0.1	
USNR	99	±1	3	6	20	42	30	±5	3.9	±0.1	
Enlisted	99	±1	4	6	21	42	28	±6	3.8	±0.2	
Officers	99	±1	0	5	18	41	35	±6	4.1	±0.2	
USMCR	100	±1	4	5	19	38	33	±7	3.9	±0.2	
Enlisted	100	±1	5	5	20	37	34	±7	3.9	±0.2	
Officers	100	±0	1	2	14	52	32	±7	4.1	±0.1	
ANG	100	±1	1	3	14	47	36	±3	4.1	±0.1	
Enlisted	100	±1	1	3	14	46	36	±4	4.1	±0.1	
Officers	100	±0	0	2	9	54	35	±7	4.2	±0.1	
USAFR	100	±1	1	4	18	43	35	±5	4.1	±0.1	
Enlisted	100	±1	1	4	19	44	33	±5	4.0	±0.1	
Officers	100	±0	2	1	13	41	43	±7	4.2	±0.2	
USCGR	100	±1	1	5	23	48	23	±4	3.9	±0.1	
Enlisted	100	±1	1	5	23	48	23	±4	3.9	±0.1	
E1 - E4	100	±0	1	7	26	48	17	±6	3.7	±0.1	
E5 - E9	100	±1	1	3	21	48	27	±6	4.0	±0.1	
Officers	100	±1	1	5	23	49	21	±4	3.8	±0.1	
O1 - O3	100	±0	1	7	29	45	17	±5	3.7	±0.1	
O4 - O6	100	±1	1	4	16	57	22	±7	4.0	±0.1	
Females	99	±1	1	6	31	48	14	±4	3.7	±0.1	
Enlisted	99	±2	1	5	32	47	15	±5	3.7	±0.1	
Officers	99	±2	1	8	28	55	9	±6	3.6	±0.1	
Males	100	±0	1	5	22	48	24	±4	3.9	±0.1	
Enlisted	100	±0	1	5	21	49	24	±5	3.9	±0.1	
Officers	100	±0	1	5	22	48	24	±5	3.9	±0.1	

43. Overall, how well prepared...

b. Is your unit to perform its wartime mission?

1. Very poorly prepared
4. Well prepared

2. Poorly prepared
5. Very well prepared

3. Neither well nor poorly prepared

	Percent Responding		Percentages					Max ME	Average Preparedness		
			1	2	3	4	5				
TOTAL DOD	100	±1	3	6	22	42	26	±2	3.8	±0.1	
ARNG	100	±1	3	7	23	41	25	±2	3.8	±0.1	
USAR	99	±1	5	10	28	39	19	±3	3.6	±0.1	
USNR	100	±1	3	4	23	42	28	±4	3.9	±0.1	
USMCR	100	±1	3	6	20	38	32	±6	3.9	±0.2	
ANG	100	±1	1	2	12	45	40	±3	4.2	±0.1	
USAFR	99	±1	1	3	15	47	33	±4	4.1	±0.1	
Enlisted	100	±1	4	7	22	41	27	±2	3.8	±0.1	
E1 – E4	100	±1	4	7	21	39	29	±3	3.8	±0.1	
E1 – E3	99	±1	2	4	18	39	36	±4	4.0	±0.1	
E4	100	±1	5	9	22	38	25	±3	3.7	±0.1	
E5 – E9	100	±1	3	6	24	43	24	±2	3.8	±0.1	
E5 – E7	100	±1	3	7	24	42	24	±2	3.8	±0.1	
E8 – E9	100	±1	1	3	20	47	29	±4	4.0	±0.1	
Officers	100	±1	1	5	22	46	25	±3	3.9	±0.1	
O1 – O3	100	±1	2	6	26	45	21	±4	3.8	±0.1	
O4 – O6	100	±1	1	3	19	47	29	±3	4.0	±0.1	
W1 – W5	100	±0	1	7	19	48	26	±6	3.9	±0.2	
Reserve Unit	100	±1	3	7	22	42	26	±2	3.8	±0.1	
AGR/FTS/AR	100	±1	2	6	24	40	27	±3	3.8	±0.1	
IMA	99	±2	1	1	14	45	39	±5	4.2	±0.1	
Not Activated Past 12 Months	100	±1	3	6	22	42	25	±2	3.8	±0.1	
Activated Past 12 Months	100	±1	3	7	21	40	30	±3	3.9	±0.1	
Not Deployed Past 12 Months	100	±1	3	6	22	42	26	±2	3.8	±0.1	
Deployed Past 12 Months	100	±1	3	8	21	41	28	±4	3.8	±0.1	
Non-Hispanic White	100	±1	3	7	21	43	26	±2	3.8	±0.1	
Total Minority	99	±1	3	6	24	40	27	±2	3.8	±0.1	
Non-Hispanic Black	100	±1	2	7	23	42	26	±4	3.8	±0.1	
Hispanic	99	±1	4	6	23	37	30	±4	3.8	±0.1	
FEMALES	100	±1	3	7	25	43	21	±2	3.7	±0.1	
Enlisted	100	±1	4	8	25	43	21	±2	3.7	±0.1	
E1 – E4	100	±1	4	8	24	41	23	±3	3.7	±0.1	
E5 – E9	100	±1	3	8	25	44	20	±2	3.7	±0.1	
Officers	100	±1	1	6	27	46	20	±3	3.8	±0.1	
O1 – O3	100	±1	1	7	29	46	16	±4	3.7	±0.1	
O4 – O6	100	±1	2	4	22	48	24	±4	3.9	±0.1	
Reserve Unit	100	±1	3	7	25	43	21	±2	3.7	±0.1	
AGR/FTS/AR	100	±1	2	8	30	40	20	±4	3.7	±0.1	
IMA	100	±1	1	2	20	48	29	±6	4.0	±0.1	
Non-Hispanic White	100	±1	3	8	23	43	23	±2	3.8	±0.1	
Total Minority	100	±1	4	7	27	43	19	±3	3.7	±0.1	
ARNG	100	±1	3	7	27	42	20	±3	3.7	±0.1	
Enlisted	100	±1	4	7	27	41	20	±3	3.7	±0.1	
Officers	99	±2	2	5	29	49	15	±7	3.7	±0.2	
USAR	100	±1	5	11	28	41	16	±3	3.5	±0.1	
Enlisted	100	±1	5	11	27	40	16	±3	3.5	±0.1	
Officers	100	±1	1	8	33	42	15	±6	3.6	±0.1	

Note. Percent responding are Reserve members who answered the question.

2012 Workplace and Gender Relations Survey of Reserve Component Members

43b. Continued	Percent Responding		Percentages					Max ME	Average Preparedness		
			1	2	3	4	5				
USNR	100	±0	2	7	26	46	19	±5	3.7	±0.1	
Enlisted	100	±0	2	7	25	46	18	±6	3.7	±0.2	
Officers	100	±0	2	4	27	47	21	±6	3.8	±0.1	
USMCR	100	±1	1	6	30	46	17	±8	3.7	±0.2	
Enlisted	100	±0	1	7	29	46	17	±10	3.7	±0.2	
Officers	99	±3	1	3	32	44	20	±11	3.8	±0.2	
ANG	100	±1	1	3	15	46	34	±4	4.1	±0.1	
Enlisted	100	±0	2	3	15	45	35	±4	4.1	±0.1	
Officers	100	±1	0	4	14	50	32	±6	4.1	±0.1	
USAFR	100	±1	2	4	20	47	27	±4	3.9	±0.1	
Enlisted	100	±1	2	5	21	46	27	±5	3.9	±0.1	
Officers	100	±1	1	3	19	49	28	±5	4.0	±0.1	
MALES	100	±1	3	6	21	42	28	±2	3.8	±0.1	
Enlisted	100	±1	4	7	22	41	28	±2	3.8	±0.1	
E1 - E4	99	±1	4	7	20	38	31	±3	3.8	±0.1	
E5 - E9	100	±1	3	6	23	43	25	±2	3.8	±0.1	
Officers	100	±1	1	5	21	46	26	±3	3.9	±0.1	
O1 - O3	100	±1	2	6	26	45	22	±5	3.8	±0.1	
O4 - O6	99	±1	1	3	18	47	31	±4	4.0	±0.1	
Reserve Unit	100	±1	3	6	21	42	27	±2	3.8	±0.1	
AGR/FTS/AR	100	±1	2	6	23	40	29	±4	3.9	±0.1	
IMA	99	±2	1	1	13	44	41	±6	4.3	±0.1	
Non-Hispanic White	100	±1	3	7	21	43	27	±2	3.8	±0.1	
Total Minority	99	±1	3	6	23	38	30	±3	3.9	±0.1	
ARNG	100	±1	3	7	23	41	25	±3	3.8	±0.1	
Enlisted	100	±1	4	8	22	41	26	±3	3.8	±0.1	
Officers	100	±0	2	5	26	44	23	±5	3.8	±0.1	
USAR	99	±1	5	9	27	39	20	±3	3.6	±0.1	
Enlisted	99	±1	5	10	28	37	20	±4	3.6	±0.1	
Officers	99	±1	2	7	26	47	19	±5	3.7	±0.1	
USNR	100	±1	3	3	22	41	30	±5	3.9	±0.1	
Enlisted	100	±1	4	3	23	40	30	±6	3.9	±0.2	
Officers	99	±1	1	4	20	47	28	±6	4.0	±0.1	
USMCR	100	±1	3	6	20	38	33	±7	3.9	±0.2	
Enlisted	100	±1	4	6	21	36	33	±7	3.9	±0.2	
Officers	100	±1	1	3	14	53	29	±7	4.1	±0.1	
ANG	100	±1	1	2	12	45	41	±3	4.2	±0.1	
Enlisted	100	±1	1	2	12	44	41	±4	4.2	±0.1	
Officers	100	±0	0	2	7	51	40	±7	4.3	±0.1	
USAFR	99	±1	1	3	13	48	35	±5	4.1	±0.1	
Enlisted	99	±1	1	3	14	48	34	±5	4.1	±0.1	
Officers	99	±2	1	2	11	46	41	±7	4.2	±0.1	
USCGR	100	±1	2	4	21	48	25	±4	3.9	±0.1	
Enlisted	100	±1	2	4	21	48	26	±4	3.9	±0.1	
E1 - E4	100	±0	2	4	19	49	27	±6	3.9	±0.1	
E5 - E9	100	±1	2	5	22	47	25	±6	3.9	±0.2	
Officers	99	±1	1	4	22	51	22	±4	3.9	±0.1	
O1 - O3	100	±1	2	3	23	52	20	±5	3.9	±0.1	
O4 - O6	99	±2	0	5	19	54	22	±7	3.9	±0.1	
Females	99	±1	1	3	30	45	20	±4	3.8	±0.1	
Enlisted	99	±1	1	3	31	44	20	±5	3.8	±0.1	
Officers	99	±2	1	4	27	52	16	±6	3.8	±0.1	
Males	100	±1	2	4	19	49	26	±4	3.9	±0.1	
Enlisted	100	±0	2	4	19	48	27	±5	3.9	±0.1	
Officers	99	±1	1	4	20	51	23	±5	3.9	±0.1	

44. Overall, how would you rate...

a. Your current level of morale?

1. Very low
4. High

2. Low
5. Very high

3. Moderate

	Percent Responding		Percentages					Max ME	Average Level of Morale		
			1	2	3	4	5				
TOTAL DOD	100	±1	5	9	28	35	23	±2	3.6	±0.1	
ARNG	100	±1	5	8	27	36	25	±2	3.7	±0.1	
USAR	99	±1	6	8	32	33	22	±3	3.6	±0.1	
USNR	100	±1	4	10	23	39	25	±4	3.7	±0.1	
USMCR	100	±1	4	10	21	37	28	±6	3.7	±0.2	
ANG	100	±1	4	9	29	37	21	±3	3.6	±0.1	
USAFR	100	±1	5	9	29	35	22	±4	3.6	±0.1	
Enlisted	100	±1	5	9	28	34	24	±2	3.6	±0.1	
E1 – E4	100	±1	5	9	25	33	28	±2	3.7	±0.1	
E1 – E3	100	±1	3	7	22	34	34	±4	3.9	±0.1	
E4	100	±1	7	10	27	31	25	±3	3.6	±0.1	
E5 – E9	99	±1	5	9	31	36	19	±2	3.6	±0.1	
E5 – E7	99	±1	5	9	32	35	19	±2	3.5	±0.1	
E8 – E9	99	±1	2	6	25	40	27	±4	3.8	±0.1	
Officers	100	±1	3	8	25	42	23	±2	3.7	±0.1	
O1 – O3	100	±1	4	8	26	42	20	±4	3.7	±0.1	
O4 – O6	99	±1	3	7	23	41	25	±3	3.8	±0.1	
W1 – W5	99	±1	3	6	26	42	23	±6	3.8	±0.2	
Reserve Unit	100	±1	5	9	28	35	24	±2	3.6	±0.1	
AGR/FTS/AR	99	±1	6	9	28	37	19	±3	3.5	±0.1	
IMA	100	±1	4	5	21	40	30	±5	3.9	±0.1	
Not Activated Past 12 Months	100	±1	5	9	28	36	23	±2	3.6	±0.1	
Activated Past 12 Months	100	±1	6	9	28	34	24	±3	3.6	±0.1	
Not Deployed Past 12 Months	100	±1	5	9	27	35	24	±2	3.7	±0.1	
Deployed Past 12 Months	100	±1	6	8	30	36	20	±3	3.6	±0.1	
Non-Hispanic White	100	±1	5	9	27	37	21	±2	3.6	±0.1	
Total Minority	99	±1	5	7	29	32	27	±2	3.7	±0.1	
Non-Hispanic Black	99	±1	5	6	30	33	25	±3	3.7	±0.1	
Hispanic	99	±1	4	7	25	31	33	±4	3.8	±0.1	
FEMALES	99	±1	7	10	30	32	21	±2	3.5	±0.1	
Enlisted	100	±1	7	11	30	31	21	±2	3.5	±0.1	
E1 – E4	100	±1	7	10	26	32	25	±3	3.6	±0.1	
E5 – E9	99	±1	8	11	34	30	17	±2	3.4	±0.1	
Officers	99	±1	6	9	31	35	19	±3	3.5	±0.1	
O1 – O3	100	±1	6	9	32	35	17	±5	3.5	±0.1	
O4 – O6	99	±1	6	7	30	36	21	±4	3.6	±0.1	
Reserve Unit	100	±1	7	10	30	32	21	±2	3.5	±0.1	
AGR/FTS/AR	99	±1	8	13	32	30	17	±4	3.4	±0.1	
IMA	99	±1	7	6	32	33	22	±6	3.6	±0.2	
Non-Hispanic White	100	±1	7	11	30	33	19	±2	3.5	±0.1	
Total Minority	99	±1	7	10	30	31	22	±3	3.5	±0.1	
ARNG	100	±1	7	10	29	33	21	±3	3.5	±0.1	
Enlisted	100	±1	7	10	29	32	22	±3	3.5	±0.1	
Officers	99	±2	3	9	32	39	18	±7	3.6	±0.2	
USAR	99	±1	8	12	31	30	19	±3	3.4	±0.1	
Enlisted	99	±1	8	13	31	29	20	±3	3.4	±0.1	
Officers	99	±1	9	10	31	33	17	±6	3.4	±0.2	

Note. Percent responding are Reserve members who answered the question.

2012 Workplace and Gender Relations Survey of Reserve Component Members

44a. Continued	Percent Responding		Percentages					Max ME	Average Level of Morale		
			1	2	3	4	5				
USNR	100	±0	5	9	29	35	23	±5	3.6	±0.2	
Enlisted	100	±0	5	10	28	34	22	±6	3.6	±0.2	
Officers	100	±0	3	5	31	36	26	±6	3.8	±0.2	
USMCR	99	±2	11	6	31	30	22	±8	3.5	±0.2	
Enlisted	99	±3	12	6	31	30	21	±10	3.4	±0.3	
Officers	100	±0	5	9	28	31	27	±11	3.7	±0.3	
ANG	100	±1	7	11	32	31	19	±3	3.4	±0.1	
Enlisted	100	±1	7	12	31	30	19	±4	3.4	±0.1	
Officers	100	±1	5	9	32	36	17	±6	3.5	±0.2	
USAFR	100	±1	6	10	31	32	21	±4	3.5	±0.1	
Enlisted	99	±1	6	10	30	32	21	±5	3.5	±0.1	
Officers	100	±1	6	8	32	34	21	±5	3.6	±0.2	
MALES	100	±1	4	8	27	36	24	±2	3.7	±0.1	
Enlisted	100	±1	5	8	28	35	24	±2	3.7	±0.1	
E1 - E4	100	±1	5	8	25	33	29	±3	3.7	±0.1	
E5 - E9	99	±1	4	9	30	37	20	±2	3.6	±0.1	
Officers	100	±1	3	7	23	43	23	±3	3.8	±0.1	
O1 - O3	100	±1	3	8	25	44	20	±5	3.7	±0.1	
O4 - O6	100	±1	3	7	22	42	26	±4	3.8	±0.1	
Reserve Unit	100	±1	4	8	27	36	24	±2	3.7	±0.1	
AGR/FTS/AR	99	±1	6	9	27	39	20	±4	3.6	±0.1	
IMA	100	±1	3	5	18	43	32	±6	4.0	±0.2	
Non-Hispanic White	100	±1	5	9	27	38	22	±2	3.6	±0.1	
Total Minority	99	±1	4	6	28	33	29	±3	3.8	±0.1	
ARNG	100	±1	4	8	26	36	25	±3	3.7	±0.1	
Enlisted	100	±1	5	8	27	35	25	±3	3.7	±0.1	
Officers	99	±1	3	7	23	43	24	±5	3.8	±0.1	
USAR	99	±1	5	7	32	33	23	±3	3.6	±0.1	
Enlisted	99	±1	6	7	33	32	23	±4	3.6	±0.1	
Officers	100	±1	4	8	26	41	22	±5	3.7	±0.1	
USNR	99	±1	3	10	21	40	25	±5	3.7	±0.1	
Enlisted	99	±1	4	11	21	39	25	±6	3.7	±0.2	
Officers	100	±1	3	5	22	44	26	±6	3.9	±0.2	
USMCR	100	±1	4	10	21	37	28	±7	3.7	±0.2	
Enlisted	100	±0	4	11	21	36	28	±7	3.7	±0.2	
Officers	100	±1	2	4	19	49	26	±7	3.9	±0.1	
ANG	100	±1	3	9	28	38	21	±3	3.7	±0.1	
Enlisted	100	±1	4	9	29	37	22	±4	3.6	±0.1	
Officers	100	±1	3	9	20	48	21	±7	3.7	±0.2	
USAFR	100	±1	5	8	28	36	22	±4	3.6	±0.1	
Enlisted	100	±1	5	8	28	36	22	±5	3.6	±0.2	
Officers	100	±0	3	9	25	38	25	±7	3.7	±0.2	
USCGR	100	±1	2	7	31	39	21	±4	3.7	±0.1	
Enlisted	100	±1	2	6	32	38	22	±4	3.7	±0.1	
E1 - E4	100	±1	4	9	31	34	22	±5	3.6	±0.2	
E5 - E9	100	±0	1	5	32	41	21	±6	3.8	±0.1	
Officers	100	±1	2	8	29	43	19	±4	3.7	±0.1	
O1 - O3	100	±1	2	8	34	39	18	±5	3.6	±0.1	
O4 - O6	99	±2	1	8	24	49	18	±6	3.8	±0.2	
Females	100	±1	3	9	38	34	16	±4	3.5	±0.1	
Enlisted	100	±1	3	9	37	34	16	±5	3.5	±0.1	
Officers	99	±2	3	6	42	34	15	±6	3.5	±0.2	
Males	100	±1	2	6	30	40	22	±4	3.7	±0.1	
Enlisted	100	±0	2	6	31	39	23	±5	3.7	±0.1	
Officers	100	±1	2	8	26	45	20	±5	3.7	±0.1	

44. Overall, how would you rate...

b. Your unit's current level of morale?

1. Very low
4. High
























































2. Low
5. Very high

3. Moderate

	Percent Responding		Percentages					Max ME	Average Level of Morale		
			1	2	3	4	5				
TOTAL DOD	100	±1	4	11	35	35	16	±2	3.5	±0.1	
ARNG	100	±1	4	10	33	37	17	±2	3.5	±0.1	
USAR	99	±1	4	12	39	31	14	±3	3.4	±0.1	
USNR	100	±1	2	9	32	39	18	±4	3.6	±0.1	
USMCR	100	±1	4	9	36	32	19	±6	3.5	±0.2	
ANG	100	±1	5	11	37	33	14	±3	3.4	±0.1	
USAFR	100	±1	5	13	33	35	15	±4	3.4	±0.1	
Enlisted	100	±1	4	11	35	34	16	±2	3.5	±0.1	
E1 – E4	100	±1	3	10	31	34	21	±3	3.6	±0.1	
E1 – E3	100	±1	1	6	27	38	29	±4	3.9	±0.1	
E4	100	±1	5	13	33	33	17	±3	3.4	±0.1	
E5 – E9	99	±1	5	13	38	33	11	±2	3.3	±0.1	
E5 – E7	99	±1	5	13	39	32	11	±2	3.3	±0.1	
E8 – E9	99	±1	3	10	34	39	14	±4	3.5	±0.1	
Officers	100	±1	3	8	35	41	14	±2	3.6	±0.1	
O1 – O3	99	±1	2	9	38	39	12	±4	3.5	±0.1	
O4 – O6	100	±1	3	7	31	42	16	±3	3.6	±0.1	
W1 – W5	100	±1	2	7	35	44	12	±6	3.6	±0.1	
Reserve Unit	100	±1	4	11	35	35	16	±2	3.5	±0.1	
AGR/FTS/AR	100	±1	6	13	38	33	11	±3	3.3	±0.1	
IMA	100	±1	2	7	26	43	22	±5	3.7	±0.1	
Not Activated Past 12 Months	99	±1	4	10	34	36	16	±2	3.5	±0.1	
Activated Past 12 Months	100	±1	4	12	36	31	16	±3	3.4	±0.1	
Not Deployed Past 12 Months	100	±1	4	10	34	35	16	±2	3.5	±0.1	
Deployed Past 12 Months	99	±1	4	13	38	31	14	±3	3.4	±0.1	
Non-Hispanic White	100	±1	4	11	35	36	14	±2	3.5	±0.1	
Total Minority	99	±1	4	11	34	32	19	±2	3.5	±0.1	
Non-Hispanic Black	99	±1	4	11	35	33	17	±4	3.5	±0.1	
Hispanic	99	±1	4	10	32	31	23	±3	3.6	±0.1	
FEMALES	100	±1	6	13	38	30	14	±2	3.3	±0.1	
Enlisted	100	±1	6	13	37	29	14	±2	3.3	±0.1	
E1 – E4	100	±1	5	11	33	31	19	±3	3.5	±0.1	
E5 – E9	100	±1	8	16	41	26	9	±2	3.1	±0.1	
Officers	99	±1	5	11	40	34	10	±3	3.3	±0.1	
O1 – O3	100	±1	4	13	42	31	9	±5	3.3	±0.1	
O4 – O6	100	±1	6	8	37	37	12	±4	3.4	±0.1	
Reserve Unit	100	±1	6	12	37	30	14	±2	3.3	±0.1	
AGR/FTS/AR	100	±1	9	17	40	24	9	±4	3.1	±0.1	
IMA	100	±1	5	9	36	38	12	±6	3.4	±0.2	
Non-Hispanic White	100	±1	5	14	38	31	12	±2	3.3	±0.1	
Total Minority	99	±1	7	12	37	28	15	±3	3.3	±0.1	
ARNG	100	±1	5	12	36	30	15	±3	3.4	±0.1	
Enlisted	100	±1	6	13	36	30	16	±3	3.4	±0.1	
Officers	99	±1	4	10	39	37	10	±7	3.4	±0.2	
USAR	100	±1	7	13	40	27	12	±3	3.2	±0.1	
Enlisted	100	±1	8	13	39	27	13	±3	3.2	±0.1	
Officers	99	±1	4	13	45	29	8	±6	3.2	±0.1	

Note. Percent responding are Reserve members who answered the question.

2012 Workplace and Gender Relations Survey of Reserve Component Members

44b. Continued	Percent Responding		Percentages					Max ME	Average Level of Morale		
			1	2	3	4	5				
USNR	99	±1	2	10	35	36	16	±5	3.6	±0.1	
Enlisted	99	±1	2	11	37	34	16	±6	3.5	±0.2	
Officers	100	±1	2	5	30	46	17	±6	3.7	±0.1	
USMCR	100	±1	7	11	36	33	13	±8	3.3	±0.2	
Enlisted	100	±1	7	12	36	31	13	±10	3.3	±0.2	
Officers	100	±0	3	8	36	39	14	±11	3.5	±0.2	
ANG	100	±1	8	14	38	27	13	±4	3.2	±0.1	
Enlisted	100	±1	7	15	38	27	13	±4	3.2	±0.1	
Officers	99	±1	8	12	38	30	11	±6	3.2	±0.2	
USAFR	100	±1	7	14	35	31	13	±4	3.3	±0.1	
Enlisted	100	±1	7	15	34	30	14	±5	3.3	±0.1	
Officers	100	±0	8	10	37	35	10	±5	3.3	±0.2	
MALES	100	±1	3	10	34	36	16	±2	3.5	±0.1	
Enlisted	100	±1	4	11	34	35	16	±2	3.5	±0.1	
E1 - E4	100	±1	3	10	30	35	22	±3	3.6	±0.1	
E5 - E9	99	±1	5	12	38	34	12	±2	3.4	±0.1	
Officers	100	±1	2	7	33	43	15	±3	3.6	±0.1	
O1 - O3	99	±1	2	7	37	41	12	±5	3.5	±0.1	
O4 - O6	100	±1	3	7	30	43	17	±4	3.7	±0.1	
Reserve Unit	99	±1	3	10	34	36	17	±2	3.5	±0.1	
AGR/FTS/AR	100	±1	5	12	37	35	11	±4	3.4	±0.1	
IMA	100	±1	1	7	23	44	25	±6	3.8	±0.2	
Non-Hispanic White	100	±1	4	10	35	37	14	±2	3.5	±0.1	
Total Minority	99	±1	3	10	33	33	20	±3	3.6	±0.1	
ARNG	100	±1	3	10	32	38	17	±3	3.6	±0.1	
Enlisted	100	±1	3	11	32	37	17	±3	3.5	±0.1	
Officers	99	±1	2	6	33	45	14	±5	3.6	±0.1	
USAR	99	±1	3	11	39	32	15	±3	3.4	±0.1	
Enlisted	99	±1	3	12	39	30	16	±4	3.4	±0.1	
Officers	99	±1	2	7	38	41	12	±5	3.5	±0.1	
USNR	100	±1	2	9	31	40	18	±5	3.6	±0.1	
Enlisted	100	±1	3	10	31	38	18	±6	3.6	±0.2	
Officers	100	±1	2	4	29	45	20	±6	3.8	±0.1	
USMCR	100	±1	4	9	36	32	19	±7	3.6	±0.2	
Enlisted	100	±1	4	9	37	31	19	±7	3.5	±0.2	
Officers	100	±1	1	3	30	43	22	±8	3.8	±0.2	
ANG	100	±1	5	10	37	35	14	±3	3.4	±0.1	
Enlisted	100	±1	5	10	37	34	14	±4	3.4	±0.1	
Officers	100	±0	4	9	35	40	12	±7	3.5	±0.2	
USAFR	100	±1	5	13	32	36	15	±4	3.4	±0.1	
Enlisted	100	±1	5	13	32	35	14	±5	3.4	±0.1	
Officers	100	±0	3	12	30	37	18	±7	3.6	±0.2	
USCGR	100	±1	2	7	37	39	15	±4	3.6	±0.1	
Enlisted	100	±1	3	8	37	38	15	±4	3.6	±0.1	
E1 - E4	100	±0	3	7	37	37	16	±6	3.6	±0.1	
E5 - E9	100	±1	2	8	36	39	15	±6	3.6	±0.2	
Officers	100	±1	1	5	38	45	12	±4	3.6	±0.1	
O1 - O3	100	±0	1	5	41	43	10	±5	3.6	±0.1	
O4 - O6	99	±2	0	4	37	46	13	±7	3.7	±0.1	
Females	100	±1	4	9	43	32	11	±4	3.4	±0.1	
Enlisted	100	±1	5	11	41	31	13	±5	3.3	±0.1	
Officers	100	±0	1	4	50	38	7	±6	3.5	±0.1	
Males	100	±1	2	7	36	40	16	±4	3.6	±0.1	
Enlisted	100	±0	2	7	36	39	16	±5	3.6	±0.1	
Officers	100	±1	1	5	35	46	13	±5	3.7	±0.1	

45. How much do you agree or disagree with the following statements about your National Guard/Reserve unit?

a. Members in your unit really care about each other.

- 1. Strongly disagree
- 2. Disagree
- 3. Neither agree nor disagree
- 4. Agree
- 5. Strongly agree

	Percent Responding		Percentages					Max ME	Average Agreement		Bar
			1	2	3	4	5				
TOTAL DOD	100	±1	2	5	21	48	24	±2	3.9	±0.1	
ARNG	100	±1	2	5	22	47	24	±2	3.9	±0.1	
USAR	100	±1	3	6	22	48	21	±3	3.8	±0.1	
USNR	100	±1	2	6	18	49	25	±4	3.9	±0.1	
USMCR	100	±1	1	4	20	47	28	±6	4.0	±0.1	
ANG	100	±1	1	5	18	50	26	±3	3.9	±0.1	
USAFR	99	±1	1	6	19	49	25	±4	3.9	±0.1	
Enlisted	100	±1	2	6	22	47	24	±2	3.8	±0.1	
E1 – E4	100	±1	3	6	20	43	28	±3	3.9	±0.1	
E1 – E3	100	±1	1	4	16	43	36	±4	4.1	±0.1	
E4	100	±1	3	7	23	43	24	±3	3.8	±0.1	
E5 – E9	100	±1	2	6	23	50	20	±2	3.8	±0.1	
E5 – E7	100	±1	2	6	23	49	19	±2	3.8	±0.1	
E8 – E9	99	±1	1	3	17	55	23	±4	4.0	±0.1	
Officers	100	±1	1	3	15	55	25	±2	4.0	±0.1	
O1 – O3	100	±1	1	4	18	56	22	±4	3.9	±0.1	
O4 – O6	100	±1	1	3	13	54	30	±3	4.1	±0.1	
W1 – W5	99	±2	0	4	17	57	21	±6	3.9	±0.1	
Reserve Unit	100	±1	2	5	20	48	24	±2	3.9	±0.1	
AGR/FTS/AR	100	±1	3	8	23	47	19	±3	3.7	±0.1	
IMA	100	±1	0	4	18	49	28	±5	4.0	±0.1	
Not Activated Past 12 Months	100	±1	2	5	20	49	24	±2	3.9	±0.1	
Activated Past 12 Months	100	±1	3	6	22	46	23	±3	3.8	±0.1	
Not Deployed Past 12 Months	100	±1	2	5	20	48	24	±2	3.9	±0.1	
Deployed Past 12 Months	100	±1	4	6	24	45	22	±4	3.8	±0.1	
Non-Hispanic White	100	±1	2	5	20	49	24	±2	3.9	±0.1	
Total Minority	100	±1	2	6	22	46	23	±2	3.8	±0.1	
Non-Hispanic Black	99	±1	3	6	24	45	22	±4	3.8	±0.1	
Hispanic	100	±1	2	5	21	46	26	±4	3.9	±0.1	
FEMALES	100	±1	3	9	25	43	21	±2	3.7	±0.1	
Enlisted	100	±1	4	9	25	42	20	±2	3.7	±0.1	
E1 – E4	100	±1	4	9	22	42	23	±3	3.7	±0.1	
E5 – E9	100	±1	3	9	28	42	17	±2	3.6	±0.1	
Officers	100	±1	1	6	22	48	23	±3	3.8	±0.1	
O1 – O3	100	±1	1	8	23	48	20	±4	3.8	±0.1	
O4 – O6	100	±1	2	4	18	47	28	±4	4.0	±0.1	
Reserve Unit	100	±1	3	8	24	43	21	±2	3.7	±0.1	
AGR/FTS/AR	99	±1	4	12	27	39	18	±4	3.6	±0.1	
IMA	99	±1	2	5	28	44	21	±6	3.8	±0.1	
Non-Hispanic White	100	±1	3	8	23	43	23	±2	3.8	±0.1	
Total Minority	100	±1	4	9	27	43	18	±3	3.6	±0.1	
ARNG	100	±1	3	10	25	41	21	±3	3.7	±0.1	
Enlisted	100	±1	4	10	25	40	21	±3	3.6	±0.1	
Officers	100	±0	0	8	23	49	21	±6	3.8	±0.2	
USAR	100	±1	4	9	26	43	18	±3	3.6	±0.1	
Enlisted	100	±1	5	10	26	42	17	±3	3.6	±0.1	
Officers	100	±0	1	7	25	47	19	±5	3.8	±0.1	

Note. Percent responding are Reserve members who answered the question.

2012 Workplace and Gender Relations Survey of Reserve Component Members

45a. Continued	Percent Responding		Percentages					Max ME	Average Agreement		
			1	2	3	4	5				
USNR	100	±1	1	6	24	45	24	±5	3.9	±0.1	
Enlisted	100	±0	1	7	26	45	22	±6	3.8	±0.2	
Officers	100	±1	2	2	15	49	31	±6	4.1	±0.1	
USMCR	99	±1	4	8	29	40	20	±8	3.6	±0.2	
Enlisted	100	±1	4	10	29	38	20	±10	3.6	±0.2	
Officers	98	±4	5	0	23	50	22	±11	3.8	±0.2	
ANG	99	±1	3	7	21	45	25	±4	3.8	±0.1	
Enlisted	100	±1	3	8	22	44	24	±4	3.8	±0.1	
Officers	99	±3	1	6	15	51	28	±6	4.0	±0.1	
USAFR	99	±1	3	7	24	44	22	±4	3.7	±0.1	
Enlisted	99	±1	3	7	25	44	20	±5	3.7	±0.1	
Officers	99	±1	2	7	21	45	26	±6	3.9	±0.1	
MALES	100	±1	2	5	20	49	25	±2	3.9	±0.1	
Enlisted	100	±1	2	5	21	48	24	±2	3.9	±0.1	
E1 - E4	100	±1	2	5	20	43	30	±3	3.9	±0.1	
E5 - E9	100	±1	2	5	22	51	20	±2	3.8	±0.1	
Officers	100	±1	1	3	14	57	26	±3	4.0	±0.1	
O1 - O3	100	±0	1	3	16	58	22	±5	4.0	±0.1	
O4 - O6	100	±1	1	2	12	55	30	±4	4.1	±0.1	
Reserve Unit	100	±1	2	4	20	49	25	±2	3.9	±0.1	
AGR/FTS/AR	100	±1	2	7	22	49	19	±4	3.8	±0.1	
IMA	100	±1	0	4	16	50	30	±6	4.1	±0.1	
Non-Hispanic White	100	±1	2	5	19	50	24	±2	3.9	±0.1	
Total Minority	100	±1	2	5	21	47	25	±3	3.9	±0.1	
ARNG	100	±1	2	4	21	48	25	±3	3.9	±0.1	
Enlisted	100	±1	2	4	22	46	25	±3	3.9	±0.1	
Officers	100	±1	1	2	14	59	24	±5	4.0	±0.1	
USAR	100	±1	3	5	21	50	22	±3	3.8	±0.1	
Enlisted	100	±1	3	5	22	48	22	±4	3.8	±0.1	
Officers	100	±1	1	4	17	59	20	±5	3.9	±0.1	
USNR	100	±1	3	5	17	49	26	±5	3.9	±0.1	
Enlisted	100	±1	3	7	18	49	24	±6	3.8	±0.2	
Officers	100	±1	1	1	15	52	31	±6	4.1	±0.1	
USMCR	100	±1	1	4	19	47	28	±7	4.0	±0.2	
Enlisted	100	±0	1	5	20	47	28	±7	4.0	±0.2	
Officers	100	±1	1	1	12	52	34	±8	4.2	±0.1	
ANG	100	±1	1	5	17	51	26	±3	4.0	±0.1	
Enlisted	100	±1	1	5	19	50	25	±4	3.9	±0.1	
Officers	100	±0	0	4	9	57	30	±7	4.1	±0.1	
USAFR	99	±1	1	6	18	50	26	±5	3.9	±0.1	
Enlisted	99	±1	1	7	19	50	23	±5	3.9	±0.1	
Officers	100	±0	0	2	11	50	37	±7	4.2	±0.1	
USCGR	100	±1	1	4	18	51	26	±4	4.0	±0.1	
Enlisted	100	±0	1	4	18	51	26	±4	4.0	±0.1	
E1 - E4	100	±0	1	4	21	50	24	±6	3.9	±0.1	
E5 - E9	100	±0	0	4	17	52	27	±6	4.0	±0.1	
Officers	100	±1	0	1	15	55	28	±4	4.1	±0.1	
O1 - O3	100	±1	1	2	15	55	28	±5	4.1	±0.1	
O4 - O6	100	±0	0	0	14	57	28	±6	4.1	±0.1	
Females	100	±0	2	4	20	51	22	±4	3.9	±0.1	
Enlisted	100	±0	2	6	19	50	22	±5	3.9	±0.1	
Officers	100	±0	0	0	24	54	22	±6	4.0	±0.1	
Males	100	±1	0	4	17	52	27	±4	4.0	±0.1	
Enlisted	100	±0	0	4	18	51	27	±5	4.0	±0.1	
Officers	100	±1	0	2	13	55	30	±5	4.1	±0.1	

45. How much do you agree or disagree with the following statements about your National Guard/Reserve unit?

b. Members in your unit work well as a team.

1. Strongly disagree
4. Agree

2. Disagree
5. Strongly agree

3. Neither agree nor disagree

	Percent Responding		Percentages					Max ME	Average Agreement		
			1	2	3	4	5				
TOTAL DOD	100	±1	1	4	16	52	27	±2	4.0	±0.1	
ARNG	100	±1	1	3	16	51	29	±2	4.0	±0.1	
USAR	100	±1	2	5	18	52	23	±3	3.9	±0.1	
USNR	100	±1	2	4	12	54	28	±4	4.0	±0.1	
USMCR	100	±1	2	2	16	52	29	±6	4.0	±0.1	
ANG	100	±1	1	3	13	53	29	±3	4.1	±0.1	
USAFR	100	±1	1	4	16	54	26	±4	4.0	±0.1	
Enlisted	100	±1	2	4	16	51	27	±2	4.0	±0.1	
E1 – E4	100	±1	2	3	16	47	32	±3	4.0	±0.1	
E1 – E3	100	±1	1	1	13	45	40	±4	4.2	±0.1	
E4	100	±1	2	5	19	47	27	±3	3.9	±0.1	
E5 – E9	100	±1	2	4	16	55	23	±2	3.9	±0.1	
E5 – E7	100	±1	2	4	17	55	23	±2	3.9	±0.1	
E8 – E9	100	±1	1	2	12	56	28	±4	4.1	±0.1	
Officers	100	±1	1	3	12	58	27	±2	4.1	±0.1	
O1 – O3	100	±1	1	3	13	60	22	±4	4.0	±0.1	
O4 – O6	100	±1	1	2	10	55	32	±3	4.1	±0.1	
W1 – W5	100	±1	0	5	11	62	23	±6	4.0	±0.1	
Reserve Unit	100	±1	1	3	16	52	28	±2	4.0	±0.1	
AGR/FTS/AR	100	±1	2	6	17	53	21	±3	3.8	±0.1	
IMA	100	±1	0	2	15	51	31	±5	4.1	±0.1	
Not Activated Past 12 Months	100	±1	1	3	15	52	28	±2	4.0	±0.1	
Activated Past 12 Months	100	±1	2	4	17	51	25	±3	3.9	±0.1	
Not Deployed Past 12 Months	100	±1	1	4	15	52	28	±2	4.0	±0.1	
Deployed Past 12 Months	100	±1	2	5	18	51	24	±4	3.9	±0.1	
Non-Hispanic White	100	±1	1	4	15	53	28	±2	4.0	±0.1	
Total Minority	100	±1	2	4	17	51	27	±2	4.0	±0.1	
Non-Hispanic Black	99	±1	2	4	16	52	26	±4	4.0	±0.1	
Hispanic	100	±1	2	4	17	47	30	±4	4.0	±0.1	
FEMALES	100	±1	3	7	19	50	22	±2	3.8	±0.1	
Enlisted	100	±1	3	7	19	49	22	±2	3.8	±0.1	
E1 – E4	100	±1	3	7	18	47	25	±3	3.8	±0.1	
E5 – E9	100	±1	3	7	21	51	18	±2	3.8	±0.1	
Officers	100	±1	1	5	17	53	24	±3	3.9	±0.1	
O1 – O3	100	±0	1	6	18	54	20	±4	3.9	±0.1	
O4 – O6	99	±1	2	4	14	51	29	±4	4.0	±0.1	
Reserve Unit	100	±1	3	6	19	50	22	±2	3.8	±0.1	
AGR/FTS/AR	100	±1	4	9	21	48	17	±4	3.7	±0.1	
IMA	98	±2	2	5	21	49	24	±6	3.9	±0.1	
Non-Hispanic White	100	±1	2	7	18	49	24	±2	3.9	±0.1	
Total Minority	100	±1	3	7	21	50	19	±3	3.8	±0.1	
ARNG	100	±1	3	7	20	48	22	±3	3.8	±0.1	
Enlisted	100	±1	3	7	20	47	22	±3	3.8	±0.1	
Officers	100	±0	1	6	16	58	19	±6	3.9	±0.1	
USAR	100	±1	4	8	20	50	19	±3	3.7	±0.1	
Enlisted	100	±1	4	8	20	49	18	±3	3.7	±0.1	
Officers	100	±0	1	7	19	51	21	±5	3.8	±0.1	

Note. Percent responding are Reserve members who answered the question.

2012 Workplace and Gender Relations Survey of Reserve Component Members

45b. Continued	Percent Responding		Percentages					Max ME	Average Agreement		
			1	2	3	4	5				
USNR	100	±1	1	4	16	53	27	±5	4.0	±0.1	
Enlisted	100	±1	1	4	17	53	25	±6	4.0	±0.1	
Officers	100	±1	1	3	13	50	34	±6	4.1	±0.1	
USMCR	99	±1	3	7	22	50	18	±8	3.7	±0.2	
Enlisted	100	±1	2	8	22	50	17	±10	3.7	±0.2	
Officers	97	±5	5	0	25	49	21	±11	3.8	±0.2	
ANG	100	±1	2	5	16	51	25	±4	3.9	±0.1	
Enlisted	100	±1	2	5	17	51	25	±4	3.9	±0.1	
Officers	99	±1	1	5	12	53	30	±6	4.0	±0.1	
USAFR	99	±1	2	6	19	50	22	±4	3.8	±0.1	
Enlisted	99	±1	2	7	20	50	21	±5	3.8	±0.1	
Officers	99	±1	2	4	18	51	25	±5	3.9	±0.1	
MALES	100	±1	1	3	15	52	28	±2	4.0	±0.1	
Enlisted	100	±1	1	3	16	51	29	±2	4.0	±0.1	
E1 - E4	100	±1	1	3	16	46	34	±3	4.1	±0.1	
E5 - E9	100	±1	1	4	16	55	24	±2	4.0	±0.1	
Officers	100	±1	1	2	10	59	27	±3	4.1	±0.1	
O1 - O3	100	±1	1	2	12	62	23	±4	4.0	±0.1	
O4 - O6	100	±1	1	2	9	56	32	±4	4.2	±0.1	
Reserve Unit	100	±1	1	3	15	52	29	±2	4.1	±0.1	
AGR/FTS/AR	100	±1	2	5	16	54	22	±4	3.9	±0.1	
IMA	100	±1	0	2	14	52	33	±6	4.2	±0.1	
Non-Hispanic White	100	±1	1	3	15	53	28	±2	4.0	±0.1	
Total Minority	100	±1	2	3	15	51	29	±3	4.0	±0.1	
ARNG	100	±1	1	3	15	51	30	±3	4.1	±0.1	
Enlisted	100	±1	1	3	16	50	31	±3	4.1	±0.1	
Officers	100	±0	0	2	10	64	24	±5	4.1	±0.1	
USAR	100	±1	2	4	18	53	24	±3	3.9	±0.1	
Enlisted	100	±1	2	4	18	52	24	±4	3.9	±0.1	
Officers	99	±1	1	4	14	57	25	±5	4.0	±0.1	
USNR	100	±1	2	4	11	54	28	±5	4.0	±0.1	
Enlisted	100	±1	3	4	12	54	27	±6	4.0	±0.1	
Officers	99	±2	1	1	9	56	33	±6	4.2	±0.1	
USMCR	100	±1	1	1	16	52	29	±7	4.1	±0.1	
Enlisted	100	±1	2	1	17	52	28	±7	4.0	±0.2	
Officers	99	±1	1	1	8	54	36	±8	4.2	±0.1	
ANG	100	±1	1	3	12	54	30	±3	4.1	±0.1	
Enlisted	100	±1	1	3	13	53	30	±4	4.1	±0.1	
Officers	100	±0	0	2	7	60	30	±7	4.2	±0.1	
USAFR	100	±1	1	3	14	55	27	±5	4.0	±0.1	
Enlisted	100	±1	1	4	16	55	25	±5	4.0	±0.1	
Officers	100	±0	1	1	9	55	35	±7	4.2	±0.1	
USCGR	100	±1	1	1	12	55	31	±4	4.1	±0.1	
Enlisted	100	±1	1	1	13	55	31	±4	4.1	±0.1	
E1 - E4	100	±1	0	2	15	54	28	±6	4.1	±0.1	
E5 - E9	99	±1	1	1	11	55	32	±6	4.2	±0.1	
Officers	100	±0	0	2	9	56	33	±4	4.2	±0.1	
O1 - O3	100	±0	1	2	9	56	33	±5	4.2	±0.1	
O4 - O6	100	±0	0	1	9	56	34	±7	4.2	±0.1	
Females	100	±1	1	3	15	56	25	±4	4.0	±0.1	
Enlisted	100	±1	1	3	15	56	25	±5	4.0	±0.1	
Officers	100	±0	0	3	13	57	26	±6	4.1	±0.1	
Males	100	±1	0	1	11	55	32	±4	4.2	±0.1	
Enlisted	100	±1	1	1	12	54	32	±5	4.2	±0.1	
Officers	100	±0	0	1	8	55	35	±5	4.2	±0.1	

45. How much do you agree or disagree with the following statements about your National Guard/Reserve unit?

c. Members in your unit pull together to get the job done.

1. Strongly disagree 2. Disagree 3. Neither agree nor disagree
4. Agree 5. Strongly agree

	Percent Responding		Percentages					Max ME	Average Agreement		Bar Chart
			1	2	3	4	5				
TOTAL DOD	100	±1	1	3	13	51	32	±2	4.1	±0.1	
ARNG	100	±1	1	3	13	50	33	±2	4.1	±0.1	
USAR	100	±1	2	3	15	52	27	±3	4.0	±0.1	
USNR	100	±1	2	2	12	51	32	±4	4.1	±0.1	
USMCR	100	±1	1	1	13	48	36	±6	4.2	±0.1	
ANG	100	±1	1	2	9	51	37	±3	4.2	±0.1	
USAFR	100	±1	1	3	10	55	31	±4	4.1	±0.1	
Enlisted	100	±1	1	3	14	50	32	±2	4.1	±0.1	
E1 – E4	100	±1	1	3	14	46	36	±3	4.1	±0.1	
E1 – E3	100	±1	1	0	12	42	45	±4	4.3	±0.1	
E4	100	±1	2	4	16	48	31	±3	4.0	±0.1	
E5 – E9	100	±1	1	3	13	55	28	±2	4.1	±0.1	
E5 – E7	100	±1	1	3	13	55	28	±2	4.0	±0.1	
E8 – E9	99	±1	1	2	11	52	35	±4	4.2	±0.1	
Officers	100	±1	1	2	9	55	33	±2	4.2	±0.1	
O1 – O3	100	±1	1	2	10	59	28	±4	4.1	±0.1	
O4 – O6	100	±1	0	2	8	51	39	±3	4.3	±0.1	
W1 – W5	100	±1	1	3	11	55	30	±6	4.1	±0.1	
Reserve Unit	100	±1	1	3	13	51	33	±2	4.1	±0.1	
AGR/FTS/AR	99	±1	2	4	14	54	27	±3	4.0	±0.1	
IMA	100	±1	0	1	13	49	36	±5	4.2	±0.1	
Not Activated Past 12 Months	100	±1	1	3	13	51	33	±2	4.1	±0.1	
Activated Past 12 Months	100	±1	1	3	14	50	31	±3	4.1	±0.1	
Not Deployed Past 12 Months	100	±1	1	3	12	51	33	±2	4.1	±0.1	
Deployed Past 12 Months	100	±1	1	4	15	50	29	±4	4.0	±0.1	
Non-Hispanic White	100	±1	1	3	13	51	33	±2	4.1	±0.1	
Total Minority	100	±1	1	3	13	51	32	±2	4.1	±0.1	
Non-Hispanic Black	99	±1	1	3	12	52	32	±4	4.1	±0.1	
Hispanic	99	±1	1	3	15	48	34	±4	4.1	±0.1	
FEMALES	100	±1	2	4	16	51	27	±2	4.0	±0.1	
Enlisted	99	±1	2	5	17	50	26	±2	3.9	±0.1	
E1 – E4	100	±1	2	5	16	48	29	±3	4.0	±0.1	
E5 – E9	99	±1	2	4	17	53	24	±2	3.9	±0.1	
Officers	100	±1	1	3	14	53	29	±3	4.1	±0.1	
O1 – O3	100	±1	1	4	15	55	25	±4	4.0	±0.1	
O4 – O6	100	±1	1	3	12	50	35	±4	4.1	±0.1	
Reserve Unit	100	±1	2	4	16	51	27	±2	4.0	±0.1	
AGR/FTS/AR	99	±1	3	6	18	51	23	±4	3.9	±0.1	
IMA	99	±1	1	3	18	51	27	±6	4.0	±0.1	
Non-Hispanic White	100	±1	2	4	15	50	29	±2	4.0	±0.1	
Total Minority	99	±1	2	5	18	52	24	±3	3.9	±0.1	
ARNG	100	±1	3	5	16	50	26	±3	3.9	±0.1	
Enlisted	100	±1	3	5	17	50	26	±3	3.9	±0.1	
Officers	100	±0	0	3	13	57	27	±7	4.1	±0.1	
USAR	99	±1	2	5	19	50	23	±3	3.9	±0.1	
Enlisted	99	±1	3	5	20	49	23	±3	3.8	±0.1	
Officers	100	±1	1	4	17	53	25	±5	4.0	±0.1	

Note. Percent responding are Reserve members who answered the question.

2012 Workplace and Gender Relations Survey of Reserve Component Members

45c. Continued	Percent Responding		Percentages					Max ME	Average Agreement		
			1	2	3	4	5				
USNR	100	±1	0	2	13	53	31	±5	4.1	±0.1	
Enlisted	99	±1	0	2	14	54	29	±6	4.1	±0.1	
Officers	100	±1	1	3	10	49	37	±6	4.2	±0.1	
USMCR	98	±3	3	4	19	51	23	±9	3.9	±0.2	
Enlisted	98	±3	2	4	19	51	23	±10	3.9	±0.2	
Officers	97	±5	3	1	25	49	21	±11	3.8	±0.2	
ANG	100	±1	1	3	11	52	33	±4	4.1	±0.1	
Enlisted	100	±1	1	3	12	52	32	±4	4.1	±0.1	
Officers	100	±0	1	3	7	50	39	±6	4.2	±0.1	
USAFR	99	±1	2	4	15	51	29	±4	4.0	±0.1	
Enlisted	99	±1	2	4	15	50	28	±5	4.0	±0.1	
Officers	99	±1	1	2	13	53	30	±6	4.1	±0.1	
MALES	100	±1	1	2	12	51	34	±2	4.1	±0.1	
Enlisted	100	±1	1	2	13	50	33	±2	4.1	±0.1	
E1 - E4	100	±1	1	2	14	45	38	±3	4.2	±0.1	
E5 - E9	100	±1	1	3	12	55	29	±2	4.1	±0.1	
Officers	100	±1	0	2	8	55	35	±3	4.2	±0.1	
O1 - O3	100	±1	0	2	9	61	29	±5	4.2	±0.1	
O4 - O6	100	±1	0	1	7	51	40	±4	4.3	±0.1	
Reserve Unit	100	±1	1	2	12	51	34	±2	4.2	±0.1	
AGR/FTS/AR	99	±1	1	4	13	54	28	±4	4.0	±0.1	
IMA	100	±1	0	1	12	49	39	±6	4.3	±0.1	
Non-Hispanic White	100	±1	1	2	12	51	33	±2	4.1	±0.1	
Total Minority	100	±1	1	2	12	51	34	±3	4.1	±0.1	
ARNG	100	±1	1	2	13	50	35	±3	4.2	±0.1	
Enlisted	100	±1	1	2	13	49	35	±3	4.1	±0.1	
Officers	100	±0	0	2	8	57	33	±5	4.2	±0.1	
USAR	100	±1	1	3	14	53	29	±3	4.0	±0.1	
Enlisted	100	±1	1	3	15	52	29	±4	4.0	±0.1	
Officers	100	±1	1	3	10	60	27	±5	4.1	±0.1	
USNR	100	±1	2	2	12	51	33	±5	4.1	±0.1	
Enlisted	100	±1	3	2	13	50	31	±6	4.0	±0.1	
Officers	100	±1	1	1	9	52	37	±6	4.2	±0.1	
USMCR	100	±1	1	1	13	48	37	±7	4.2	±0.1	
Enlisted	100	±0	1	1	14	48	37	±7	4.2	±0.1	
Officers	100	±1	1	0	8	50	41	±7	4.3	±0.1	
ANG	100	±1	1	2	8	51	39	±3	4.2	±0.1	
Enlisted	100	±1	1	2	8	51	38	±4	4.2	±0.1	
Officers	100	±1	0	2	6	50	43	±7	4.3	±0.1	
USAFR	100	±1	0	3	9	56	32	±5	4.2	±0.1	
Enlisted	100	±1	1	3	10	57	29	±5	4.1	±0.1	
Officers	100	±0	0	1	5	51	43	±7	4.4	±0.1	
USCGR	100	±1	0	1	10	54	35	±4	4.2	±0.1	
Enlisted	100	±1	0	1	10	54	34	±4	4.2	±0.1	
E1 - E4	100	±1	1	1	11	57	30	±6	4.2	±0.1	
E5 - E9	100	±1	0	2	9	52	37	±6	4.2	±0.1	
Officers	100	±1	0	1	7	53	39	±4	4.3	±0.1	
O1 - O3	100	±0	1	1	7	52	39	±5	4.3	±0.1	
O4 - O6	99	±2	0	0	7	53	40	±7	4.3	±0.1	
Females	99	±1	1	1	12	57	29	±4	4.1	±0.1	
Enlisted	99	±1	1	2	12	56	29	±5	4.1	±0.1	
Officers	100	±0	0	0	12	60	29	±6	4.2	±0.1	
Males	100	±1	0	1	9	53	36	±4	4.2	±0.1	
Enlisted	100	±1	0	1	10	54	35	±5	4.2	±0.1	
Officers	100	±1	0	1	6	51	42	±5	4.3	±0.1	

45. How much do you agree or disagree with the following statements about your National Guard/Reserve unit?

d. Members in your unit trust each other.

1. Strongly disagree
4. Agree

2. Disagree
5. Strongly agree

3. Neither agree nor disagree

	Percent Responding		Percentages					Max ME	Average Agreement		
			1	2	3	4	5				
TOTAL DOD	100	±1	3	6	24	44	23	±2	3.8	±0.1	
ARNG	100	±1	2	6	23	45	24	±2	3.8	±0.1	
USAR	100	±1	4	7	27	42	20	±3	3.7	±0.1	
USNR	99	±1	2	5	21	46	25	±4	3.9	±0.1	
USMCR	100	±1	1	6	15	49	29	±6	4.0	±0.1	
ANG	100	±1	3	7	22	46	23	±3	3.8	±0.1	
USAFR	100	±1	3	8	23	44	23	±4	3.8	±0.1	
Enlisted	100	±1	3	7	25	43	23	±2	3.8	±0.1	
E1 – E4	100	±1	3	6	23	40	28	±3	3.9	±0.1	
E1 – E3	100	±1	1	4	16	43	36	±4	4.1	±0.1	
E4	100	±1	3	8	27	39	23	±3	3.7	±0.1	
E5 – E9	100	±1	3	7	26	45	18	±2	3.7	±0.1	
E5 – E7	100	±1	3	7	27	45	18	±2	3.7	±0.1	
E8 – E9	100	±1	2	5	22	51	21	±4	3.8	±0.1	
Officers	100	±1	2	4	17	52	24	±2	3.9	±0.1	
O1 – O3	100	±1	2	5	20	53	20	±4	3.9	±0.1	
O4 – O6	100	±1	1	4	14	52	29	±3	4.0	±0.1	
W1 – W5	100	±1	2	5	19	53	21	±6	3.9	±0.1	
Reserve Unit	100	±1	3	6	23	45	24	±2	3.8	±0.1	
AGR/FTS/AR	100	±1	4	10	28	41	17	±3	3.6	±0.1	
IMA	100	±1	1	5	17	47	30	±5	4.0	±0.1	
Not Activated Past 12 Months	100	±1	3	6	23	45	24	±2	3.8	±0.1	
Activated Past 12 Months	100	±1	3	9	24	42	21	±3	3.7	±0.1	
Not Deployed Past 12 Months	100	±1	2	6	23	45	24	±2	3.8	±0.1	
Deployed Past 12 Months	100	±1	4	8	26	42	20	±4	3.6	±0.1	
Non-Hispanic White	100	±1	2	6	22	46	23	±2	3.8	±0.1	
Total Minority	100	±1	3	7	26	41	22	±2	3.7	±0.1	
Non-Hispanic Black	99	±1	4	8	29	38	21	±4	3.7	±0.1	
Hispanic	100	±1	3	7	24	41	25	±4	3.8	±0.1	
FEMALES	100	±1	5	11	29	37	17	±2	3.5	±0.1	
Enlisted	100	±1	5	11	30	36	17	±2	3.5	±0.1	
E1 – E4	100	±1	5	11	27	37	20	±3	3.6	±0.1	
E5 – E9	100	±1	6	12	34	35	13	±2	3.4	±0.1	
Officers	100	±1	3	9	25	44	19	±3	3.7	±0.1	
O1 – O3	100	±1	3	10	25	45	16	±5	3.6	±0.1	
O4 – O6	99	±1	4	7	24	43	23	±4	3.8	±0.1	
Reserve Unit	100	±1	5	11	29	38	18	±2	3.5	±0.1	
AGR/FTS/AR	100	±1	9	15	33	31	12	±4	3.2	±0.1	
IMA	99	±2	3	6	29	41	21	±6	3.7	±0.2	
Non-Hispanic White	100	±1	4	12	26	39	19	±2	3.6	±0.1	
Total Minority	100	±1	6	10	33	35	15	±3	3.4	±0.1	
ARNG	100	±1	5	12	29	36	17	±3	3.5	±0.1	
Enlisted	100	±1	5	12	30	36	17	±3	3.5	±0.1	
Officers	100	±1	3	9	29	43	16	±7	3.6	±0.2	
USAR	100	±1	6	11	31	37	16	±3	3.4	±0.1	
Enlisted	100	±1	7	11	31	35	15	±3	3.4	±0.1	
Officers	100	±0	3	10	29	41	16	±6	3.6	±0.1	

Note. Percent responding are Reserve members who answered the question.

2012 Workplace and Gender Relations Survey of Reserve Component Members

45d. Continued	Percent Responding		Percentages					Max ME	Average Agreement		
			1	2	3	4	5				
USNR	100	±1	1	6	26	46	21	±5	3.8	±0.1	
Enlisted	100	±1	1	7	28	46	19	±6	3.7	±0.1	
Officers	99	±1	2	3	18	46	31	±6	4.0	±0.1	
USMCR	99	±1	5	10	31	40	15	±9	3.5	±0.2	
Enlisted	100	±1	5	10	32	39	14	±10	3.5	±0.2	
Officers	97	±5	5	4	24	46	21	±11	3.7	±0.3	
ANG	100	±1	5	11	29	37	18	±4	3.5	±0.1	
Enlisted	100	±1	5	11	30	36	18	±4	3.5	±0.1	
Officers	100	±1	4	8	21	48	19	±6	3.7	±0.2	
USAFR	99	±1	5	12	29	37	17	±4	3.5	±0.1	
Enlisted	99	±1	5	12	31	35	16	±5	3.5	±0.1	
Officers	99	±1	4	9	21	44	21	±5	3.7	±0.2	
MALES	100	±1	2	5	22	46	24	±2	3.8	±0.1	
Enlisted	100	±1	2	6	24	44	24	±2	3.8	±0.1	
E1 - E4	100	±1	2	5	22	41	30	±3	3.9	±0.1	
E5 - E9	100	±1	3	6	25	47	19	±2	3.7	±0.1	
Officers	100	±1	1	3	15	54	26	±3	4.0	±0.1	
O1 - O3	100	±1	1	4	18	55	22	±5	3.9	±0.1	
O4 - O6	100	±1	1	3	12	54	30	±4	4.1	±0.1	
Reserve Unit	100	±1	2	5	22	46	25	±2	3.9	±0.1	
AGR/FTS/AR	100	±1	3	9	26	43	18	±4	3.6	±0.1	
IMA	100	±1	0	4	14	48	33	±6	4.1	±0.1	
Non-Hispanic White	100	±1	2	5	21	47	24	±2	3.9	±0.1	
Total Minority	100	±1	3	5	24	43	25	±3	3.8	±0.1	
ARNG	100	±1	2	5	22	46	25	±3	3.9	±0.1	
Enlisted	100	±1	2	6	23	44	25	±3	3.9	±0.1	
Officers	100	±1	1	2	16	57	23	±5	4.0	±0.1	
USAR	100	±1	3	5	26	44	22	±3	3.8	±0.1	
Enlisted	100	±1	4	5	28	41	22	±4	3.7	±0.1	
Officers	99	±1	1	6	17	56	20	±5	3.9	±0.1	
USNR	99	±1	3	5	20	47	26	±5	3.9	±0.1	
Enlisted	99	±1	3	6	22	47	23	±6	3.8	±0.2	
Officers	100	±1	1	2	14	47	36	±6	4.2	±0.1	
USMCR	100	±1	1	6	14	49	30	±7	4.0	±0.2	
Enlisted	100	±1	1	7	15	49	29	±7	4.0	±0.2	
Officers	99	±1	1	1	10	50	38	±8	4.2	±0.1	
ANG	100	±1	2	6	20	48	24	±3	3.9	±0.1	
Enlisted	100	±1	2	6	21	47	24	±4	3.8	±0.1	
Officers	100	±1	1	5	14	57	23	±7	4.0	±0.1	
USAFR	100	±1	2	6	21	46	25	±5	3.9	±0.1	
Enlisted	100	±1	3	7	23	45	22	±5	3.8	±0.1	
Officers	100	±0	0	2	12	50	36	±7	4.2	±0.1	
USCGR	100	±1	1	4	17	50	27	±4	4.0	±0.1	
Enlisted	100	±1	2	4	18	50	27	±4	4.0	±0.1	
E1 - E4	100	±0	2	5	20	50	24	±6	3.9	±0.1	
E5 - E9	100	±1	2	4	17	50	28	±6	4.0	±0.1	
Officers	99	±1	1	2	13	53	31	±4	4.1	±0.1	
O1 - O3	99	±2	1	3	13	51	31	±5	4.1	±0.1	
O4 - O6	100	±1	1	0	13	56	30	±7	4.1	±0.1	
Females	99	±1	3	5	23	48	22	±4	3.8	±0.1	
Enlisted	100	±1	3	5	23	46	23	±5	3.8	±0.1	
Officers	98	±2	1	3	21	55	20	±6	3.9	±0.1	
Males	100	±1	1	4	16	51	28	±4	4.0	±0.1	
Enlisted	100	±0	1	4	17	51	27	±5	4.0	±0.1	
Officers	99	±1	1	2	11	53	33	±5	4.2	±0.1	

45. Unit Cohesion scale: Constructed from Q45a-d. Unit Cohesion can be defined as affective ties within a small group that sustain commitment to their peers, their unit, and their mission.

	Percent Responding		Mean	Max ME	Average Cohesion
TOTAL DOD	99	±1	3.9	±0.1	
ARNG	99	±1	4.0	±0.1	
USAR	99	±1	3.8	±0.1	
USNR	99	±1	4.0	±0.1	
USMCR	99	±1	4.0	±0.1	
ANG	99	±1	4.0	±0.1	
USAFR	99	±1	3.9	±0.1	
Enlisted	99	±1	3.9	±0.1	
E1 – E4	99	±1	4.0	±0.1	
E1 – E3	99	±1	4.2	±0.1	
E4	99	±1	3.9	±0.1	
E5 – E9	99	±1	3.9	±0.1	
E5 – E7	99	±1	3.9	±0.1	
E8 – E9	99	±1	4.0	±0.1	
Officers	99	±1	4.1	±0.1	
O1 – O3	100	±1	4.0	±0.1	
O4 – O6	99	±1	4.1	±0.1	
W1 – W5	99	±2	4.0	±0.1	
Reserve Unit	99	±1	4.0	±0.1	
AGR/FTS/AR	99	±1	3.8	±0.1	
IMA	99	±1	4.1	±0.1	
Not Activated Past 12 Months	99	±1	4.0	±0.1	
Activated Past 12 Months	99	±1	3.9	±0.1	
Not Deployed Past 12 Months	99	±1	4.0	±0.1	
Deployed Past 12 Months	100	±1	3.8	±0.1	
Non-Hispanic White	99	±1	4.0	±0.1	
Total Minority	99	±1	3.9	±0.1	
Non-Hispanic Black	99	±1	3.9	±0.1	
Hispanic	99	±1	3.9	±0.1	
FEMALES	99	±1	3.7	±0.1	
Enlisted	99	±1	3.7	±0.1	
E1 – E4	99	±1	3.8	±0.1	
E5 – E9	99	±1	3.7	±0.1	
Officers	99	±1	3.9	±0.1	
O1 – O3	99	±1	3.8	±0.1	
O4 – O6	99	±1	4.0	±0.1	
Reserve Unit	99	±1	3.8	±0.1	
AGR/FTS/AR	98	±1	3.6	±0.1	
IMA	98	±2	3.8	±0.1	
Non-Hispanic White	99	±1	3.8	±0.1	
Total Minority	99	±1	3.7	±0.1	
ARNG	99	±1	3.7	±0.1	
Enlisted	99	±1	3.7	±0.1	
Officers	100	±1	3.8	±0.1	
USAR	99	±1	3.7	±0.1	
Enlisted	99	±1	3.6	±0.1	
Officers	100	±1	3.8	±0.1	

Note. Percent responding are Reserve members who answered the question. The scale ranges from 1 to 5. Higher scores indicate greater perceived unit cohesion. The overall Cronbach's coefficient alpha = 0.94 (males = 0.93 and females = 0.94).

45. Continued	Percent Responding		Mean	Max ME	Average Cohesion
USNR	99	±2	3.9	±0.1	
Enlisted	99	±2	3.9	±0.1	
Officers	99	±1	4.1	±0.1	
USMCR	98	±3	3.7	±0.2	
Enlisted	98	±3	3.7	±0.2	
Officers	97	±5	3.8	±0.2	
ANG	99	±1	3.9	±0.1	
Enlisted	99	±1	3.8	±0.1	
Officers	98	±3	4.0	±0.1	
USAFR	98	±1	3.8	±0.1	
Enlisted	98	±2	3.7	±0.1	
Officers	99	±1	3.9	±0.1	
MALES	99	±1	4.0	±0.1	
Enlisted	99	±1	4.0	±0.1	
E1 - E4	99	±1	4.0	±0.1	
E5 - E9	99	±1	3.9	±0.1	
Officers	99	±1	4.1	±0.1	
O1 - O3	100	±1	4.0	±0.1	
O4 - O6	99	±1	4.2	±0.1	
Reserve Unit	99	±1	4.0	±0.1	
AGR/FTS/AR	99	±1	3.8	±0.1	
IMA	100	±1	4.1	±0.1	
Non-Hispanic White	99	±1	4.0	±0.1	
Total Minority	99	±1	4.0	±0.1	
ARNG	99	±1	4.0	±0.1	
Enlisted	99	±1	4.0	±0.1	
Officers	100	±1	4.1	±0.1	
USAR	99	±1	3.9	±0.1	
Enlisted	100	±1	3.9	±0.1	
Officers	99	±2	4.0	±0.1	
USNR	99	±2	4.0	±0.1	
Enlisted	99	±2	3.9	±0.1	
Officers	99	±2	4.2	±0.1	
USMCR	99	±1	4.1	±0.1	
Enlisted	99	±1	4.0	±0.1	
Officers	99	±2	4.2	±0.1	
ANG	99	±1	4.0	±0.1	
Enlisted	99	±1	4.0	±0.1	
Officers	99	±1	4.1	±0.1	
USAFR	99	±1	4.0	±0.1	
Enlisted	99	±2	3.9	±0.1	
Officers	100	±0	4.3	±0.1	
USCGR	99	±1	4.1	±0.1	
Enlisted	99	±1	4.1	±0.1	
E1 - E4	99	±1	4.0	±0.1	
E5 - E9	99	±1	4.1	±0.1	
Officers	99	±1	4.2	±0.1	
O1 - O3	98	±2	4.2	±0.1	
O4 - O6	99	±2	4.2	±0.1	
Females	99	±1	4.0	±0.1	
Enlisted	99	±1	3.9	±0.1	
Officers	98	±2	4.0	±0.1	
Males	99	±1	4.1	±0.1	
Enlisted	99	±1	4.1	±0.1	
Officers	99	±1	4.2	±0.1	

46. How often during the past 12 months have you experienced any of the following behaviors where coworkers or supervisors...

a. Intentionally interfered with your work performance?

1. Never
 2. Once or twice
 3. Sometimes
 4. Often
 5. Very often

	Percent Responding		Percentages					Max ME	Average Frequency		
			1	2	3	4	5				
TOTAL DOD	99	±1	64	18	12	4	2	±2	1.6	±0.1	■
ARNG	99	±1	60	20	13	4	2	±2	1.7	±0.1	■
USAR	99	±1	61	18	14	5	3	±3	1.7	±0.1	■
USNR	99	±1	69	17	10	2	2	±4	1.5	±0.1	■
USMCR	99	±2	63	19	14	2	1	±6	1.6	±0.1	■
ANG	100	±1	69	16	11	3	1	±3	1.5	±0.1	■
USAFR	99	±1	72	15	9	2	1	±3	1.5	±0.1	■
Enlisted	99	±1	62	19	13	4	2	±2	1.6	±0.1	■
E1 – E4	99	±1	66	17	12	3	2	±2	1.6	±0.1	■
E1 – E3	99	±1	76	14	8	1	1	±4	1.4	±0.1	■
E4	99	±1	60	18	15	4	2	±3	1.7	±0.1	■
E5 – E9	99	±1	59	20	14	5	2	±2	1.7	±0.1	■
E5 – E7	100	±1	59	20	14	5	2	±2	1.7	±0.1	■
E8 – E9	99	±1	64	19	11	5	2	±4	1.6	±0.1	■
Officers	100	±1	70	17	9	3	1	±2	1.5	±0.1	■
O1 – O3	100	±1	68	18	10	2	1	±4	1.5	±0.1	■
O4 – O6	100	±1	71	17	8	3	1	±3	1.5	±0.1	■
W1 – W5	100	±1	68	17	11	3	1	±6	1.5	±0.1	■
Reserve Unit	99	±1	64	18	12	3	2	±2	1.6	±0.1	■
AGR/FTS/AR	99	±1	54	21	17	6	3	±3	1.8	±0.1	■
IMA	99	±1	82	10	5	2	1	±4	1.3	±0.1	■
Not Activated Past 12 Months	99	±1	66	18	11	3	2	±2	1.6	±0.1	■
Activated Past 12 Months	100	±1	56	21	16	4	2	±3	1.8	±0.1	■
Not Deployed Past 12 Months	99	±1	65	18	12	3	2	±2	1.6	±0.1	■
Deployed Past 12 Months	100	±1	57	20	15	5	3	±4	1.8	±0.1	■
Non-Hispanic White	99	±1	64	19	12	3	2	±2	1.6	±0.1	■
Total Minority	99	±1	62	18	14	4	2	±2	1.7	±0.1	■
Non-Hispanic Black	99	±1	64	16	14	4	2	±3	1.6	±0.1	■
Hispanic	99	±1	63	18	13	4	2	±4	1.6	±0.1	■
FEMALES	99	±1	58	19	14	5	4	±2	1.8	±0.1	■
Enlisted	99	±1	58	20	14	5	4	±2	1.8	±0.1	■
E1 – E4	99	±1	61	19	13	4	3	±3	1.7	±0.1	■
E5 – E9	99	±1	54	21	14	7	4	±2	1.9	±0.1	■
Officers	100	±1	63	17	13	4	3	±3	1.7	±0.1	■
O1 – O3	99	±1	63	18	13	3	3	±4	1.6	±0.1	■
O4 – O6	100	±1	64	16	12	5	3	±4	1.7	±0.1	■
Reserve Unit	99	±1	59	19	13	4	4	±2	1.7	±0.1	■
AGR/FTS/AR	99	±1	47	20	18	10	4	±4	2.0	±0.1	■
IMA	98	±2	76	11	8	3	1	±6	1.4	±0.1	■
Non-Hispanic White	100	±1	58	20	14	5	3	±2	1.8	±0.1	■
Total Minority	99	±1	59	19	14	5	4	±3	1.8	±0.1	■
ARNG	99	±1	55	22	14	5	4	±3	1.8	±0.1	■
Enlisted	99	±1	55	22	14	5	4	±3	1.8	±0.1	■
Officers	100	±1	55	21	17	5	2	±7	1.8	±0.2	■
USAR	99	±1	58	18	14	6	5	±3	1.8	±0.1	■
Enlisted	99	±1	56	18	14	6	5	±3	1.8	±0.1	■
Officers	99	±1	63	18	12	4	4	±5	1.7	±0.2	■

Note. Percent responding are Reserve members who answered the question.

2012 Workplace and Gender Relations Survey of Reserve Component Members

46a. Continued	Percent Responding		Percentages					Max ME	Average Frequency		
			1	2	3	4	5				
USNR	100	±0	63	21	10	4	2	±5	1.6	±0.1	■
Enlisted	100	±0	62	22	10	4	2	±6	1.6	±0.2	■
Officers	100	±0	69	16	9	4	2	±6	1.5	±0.1	■
USMCR	100	±1	59	19	14	5	3	±9	1.7	±0.2	■
Enlisted	100	±1	56	20	16	5	3	±10	1.8	±0.2	■
Officers	99	±2	75	14	3	6	3	±11	1.5	±0.3	■
ANG	100	±1	61	17	15	4	3	±4	1.7	±0.1	■
Enlisted	100	±1	60	17	15	5	3	±4	1.7	±0.1	■
Officers	100	±0	65	17	11	4	2	±6	1.6	±0.2	■
USAFR	99	±1	65	16	12	4	3	±4	1.6	±0.1	■
Enlisted	99	±1	64	17	12	5	3	±5	1.7	±0.1	■
Officers	99	±1	68	14	13	3	2	±5	1.6	±0.1	■
MALES	99	±1	65	18	12	3	2	±2	1.6	±0.1	■
Enlisted	99	±1	64	18	13	3	2	±2	1.6	±0.1	■
E1 – E4	99	±1	67	16	12	3	2	±3	1.6	±0.1	■
E5 – E9	100	±1	60	20	14	4	2	±2	1.7	±0.1	■
Officers	100	±1	71	17	8	2	1	±3	1.4	±0.1	■
O1 – O3	100	±1	70	18	9	2	1	±4	1.5	±0.1	■
O4 – O6	100	±1	72	18	7	2	1	±3	1.4	±0.1	■
Reserve Unit	99	±1	65	18	12	3	1	±2	1.6	±0.1	■
AGR/FTS/AR	99	±1	55	21	16	5	2	±4	1.8	±0.1	■
IMA	100	±1	83	9	4	2	1	±5	1.3	±0.1	■
Non-Hispanic White	99	±1	65	19	11	3	2	±2	1.6	±0.1	■
Total Minority	100	±1	63	17	14	4	1	±3	1.6	±0.1	■
ARNG	100	±1	61	20	13	4	2	±3	1.6	±0.1	■
Enlisted	100	±1	61	20	13	4	2	±3	1.7	±0.1	■
Officers	100	±1	66	20	11	3	0	±5	1.5	±0.1	■
USAR	99	±1	62	18	14	4	2	±3	1.7	±0.1	■
Enlisted	99	±1	61	17	15	4	2	±4	1.7	±0.1	■
Officers	100	±1	68	19	9	3	2	±5	1.5	±0.1	■
USNR	99	±1	71	15	11	2	1	±5	1.5	±0.1	■
Enlisted	99	±2	68	17	12	2	1	±6	1.5	±0.1	■
Officers	99	±1	81	11	5	1	1	±5	1.3	±0.1	■
USMCR	99	±2	64	19	14	2	1	±7	1.6	±0.2	■
Enlisted	99	±2	62	19	16	2	1	±7	1.6	±0.2	■
Officers	99	±1	75	18	4	2	1	±8	1.4	±0.1	■
ANG	100	±1	71	16	10	3	1	±3	1.5	±0.1	■
Enlisted	100	±1	70	16	10	3	1	±3	1.5	±0.1	■
Officers	100	±1	75	16	7	2	0	±6	1.4	±0.1	■
USAFR	99	±1	75	15	7	2	1	±4	1.4	±0.1	■
Enlisted	99	±1	73	15	9	2	1	±5	1.4	±0.1	■
Officers	100	±0	81	13	3	2	0	±6	1.3	±0.1	■
USCGR	100	±1	75	15	7	2	1	±3	1.4	±0.1	■
Enlisted	100	±1	75	15	7	2	1	±4	1.4	±0.1	■
E1 – E4	100	±1	74	16	8	1	0	±5	1.4	±0.1	■
E5 – E9	100	±0	75	15	6	3	1	±6	1.4	±0.1	■
Officers	100	±0	79	12	6	3	1	±3	1.3	±0.1	■
O1 – O3	100	±0	76	14	5	3	2	±5	1.4	±0.1	■
O4 – O6	100	±0	84	8	5	2	0	±5	1.3	±0.1	■
Females	100	±0	72	15	11	2	1	±4	1.5	±0.1	■
Enlisted	100	±0	69	16	12	2	1	±5	1.5	±0.1	■
Officers	100	±0	81	12	5	2	1	±6	1.3	±0.1	■
Males	100	±1	76	15	6	2	1	±4	1.4	±0.1	■
Enlisted	100	±1	75	15	6	2	1	±5	1.4	±0.1	■
Officers	100	±0	78	12	6	3	1	±4	1.4	±0.1	■

46. How often during the past 12 months have you experienced any of the following behaviors where coworkers or supervisors...

b. Did not provide information or assistance when you needed it?

1. Never
 2. Once or twice
 3. Sometimes
 4. Often
 5. Very often

	Percent Responding		Percentages					Max ME	Average Frequency		
			1	2	3	4	5				
TOTAL DOD	99	±1	48	24	16	8	4	±2	2.0	±0.1	
ARNG	99	±1	45	25	17	8	4	±2	2.0	±0.1	
USAR	99	±1	44	23	18	9	5	±3	2.1	±0.1	
USNR	99	±1	53	23	14	6	4	±4	1.9	±0.1	
USMCR	100	±1	50	26	15	6	3	±6	1.9	±0.2	
ANG	98	±1	52	25	16	5	3	±3	1.8	±0.1	
USAFR	99	±1	56	22	13	5	3	±4	1.8	±0.1	
Enlisted	99	±1	47	24	17	8	4	±2	2.0	±0.1	
E1 – E4	99	±1	51	22	15	8	4	±3	1.9	±0.1	
E1 – E3	99	±1	63	19	11	4	3	±4	1.6	±0.1	
E4	99	±1	44	23	18	10	5	±3	2.1	±0.1	
E5 – E9	99	±1	44	26	18	8	5	±2	2.0	±0.1	
E5 – E7	99	±1	43	26	18	8	5	±2	2.1	±0.1	
E8 – E9	99	±1	49	26	17	5	4	±4	1.9	±0.1	
Officers	99	±1	49	27	16	6	3	±2	1.9	±0.1	
O1 – O3	99	±1	47	25	17	7	4	±4	2.0	±0.1	
O4 – O6	99	±1	51	28	14	6	2	±3	1.8	±0.1	
W1 – W5	99	±1	48	27	15	8	2	±6	1.9	±0.2	
Reserve Unit	99	±1	48	24	16	7	4	±2	1.9	±0.1	
AGR/FTS/AR	99	±1	37	28	20	9	5	±3	2.2	±0.1	
IMA	100	±1	66	20	6	5	3	±5	1.6	±0.1	
Not Activated Past 12 Months	99	±1	49	24	16	7	4	±2	1.9	±0.1	
Activated Past 12 Months	99	±1	43	25	20	8	5	±3	2.1	±0.1	
Not Deployed Past 12 Months	99	±1	48	25	16	7	4	±2	1.9	±0.1	
Deployed Past 12 Months	99	±1	45	23	19	9	5	±4	2.1	±0.1	
Non-Hispanic White	99	±1	46	26	16	7	4	±2	2.0	±0.1	
Total Minority	99	±1	50	22	17	8	4	±2	2.0	±0.1	
Non-Hispanic Black	99	±1	51	21	16	7	5	±4	1.9	±0.1	
Hispanic	100	±1	51	21	17	7	4	±4	1.9	±0.1	
FEMALES	99	±1	41	25	19	10	6	±2	2.1	±0.1	
Enlisted	99	±1	41	24	19	10	6	±2	2.2	±0.1	
E1 – E4	99	±1	44	23	17	9	6	±3	2.1	±0.1	
E5 – E9	99	±1	38	25	20	10	6	±2	2.2	±0.1	
Officers	99	±1	41	27	18	8	5	±3	2.1	±0.1	
O1 – O3	99	±1	39	27	20	9	5	±4	2.1	±0.1	
O4 – O6	99	±1	44	27	17	8	5	±4	2.0	±0.1	
Reserve Unit	99	±1	42	25	18	9	6	±2	2.1	±0.1	
AGR/FTS/AR	99	±1	31	26	25	11	7	±4	2.4	±0.1	
IMA	100	±1	56	21	11	9	3	±6	1.8	±0.2	
Non-Hispanic White	99	±1	39	25	19	10	6	±2	2.2	±0.1	
Total Minority	99	±1	44	24	18	9	6	±3	2.1	±0.1	
ARNG	99	±1	39	25	20	10	6	±3	2.2	±0.1	
Enlisted	99	±1	39	25	20	10	6	±3	2.2	±0.1	
Officers	99	±1	34	28	23	10	6	±6	2.2	±0.2	
USAR	99	±1	37	24	19	12	8	±3	2.3	±0.1	
Enlisted	99	±1	37	23	19	12	8	±3	2.3	±0.1	
Officers	99	±1	37	28	19	9	6	±6	2.2	±0.2	

Note. Percent responding are Reserve members who answered the question.

2012 Workplace and Gender Relations Survey of Reserve Component Members

46b. Continued	Percent Responding		Percentages					Max ME	Average Frequency		
			1	2	3	4	5				
USNR	99	±2	46	26	19	5	4	±5	2.0	±0.2	
Enlisted	99	±2	45	26	20	6	4	±6	2.0	±0.2	
Officers	99	±1	49	28	16	5	3	±6	1.9	±0.2	
USMCR	99	±2	46	29	12	9	4	±9	2.0	±0.2	
Enlisted	98	±2	44	30	12	10	4	±10	2.0	±0.3	
Officers	99	±2	56	23	10	5	6	±11	1.8	±0.3	
ANG	98	±1	46	24	17	7	5	±4	2.0	±0.1	
Enlisted	98	±2	46	24	18	8	5	±4	2.0	±0.1	
Officers	99	±1	45	27	17	6	4	±6	2.0	±0.2	
USAFR	99	±1	49	23	15	9	4	±4	2.0	±0.1	
Enlisted	99	±1	48	22	16	10	4	±5	2.0	±0.1	
Officers	99	±1	50	24	13	8	4	±5	1.9	±0.2	
MALES	99	±1	49	24	16	7	4	±2	1.9	±0.1	
Enlisted	99	±1	49	24	16	7	4	±2	1.9	±0.1	
E1 - E4	99	±1	53	21	15	7	3	±3	1.9	±0.1	
E5 - E9	99	±1	45	26	17	7	4	±2	2.0	±0.1	
Officers	99	±1	50	26	15	6	2	±3	1.8	±0.1	
O1 - O3	99	±1	49	25	17	6	3	±5	1.9	±0.1	
O4 - O6	99	±1	52	28	14	5	2	±4	1.8	±0.1	
Reserve Unit	99	±1	50	24	16	7	4	±2	1.9	±0.1	
AGR/FTS/AR	99	±1	39	29	19	8	5	±4	2.1	±0.1	
IMA	99	±1	69	20	4	4	3	±6	1.5	±0.2	
Non-Hispanic White	99	±1	48	26	16	7	4	±2	1.9	±0.1	
Total Minority	99	±1	52	21	16	7	4	±3	1.9	±0.1	
ARNG	99	±1	46	25	17	8	4	±3	2.0	±0.1	
Enlisted	99	±1	46	25	17	8	4	±3	2.0	±0.1	
Officers	99	±1	46	26	18	8	2	±5	1.9	±0.1	
USAR	99	±1	46	23	18	9	5	±3	2.0	±0.1	
Enlisted	99	±1	46	22	18	9	5	±4	2.0	±0.1	
Officers	100	±1	45	29	16	5	4	±5	1.9	±0.1	
USNR	99	±1	55	22	13	6	4	±5	1.8	±0.1	
Enlisted	99	±2	54	21	14	6	5	±6	1.9	±0.2	
Officers	98	±2	58	25	12	3	1	±6	1.6	±0.2	
USMCR	100	±1	51	26	15	6	3	±7	1.8	±0.2	
Enlisted	100	±1	50	26	16	6	3	±7	1.9	±0.2	
Officers	99	±1	58	27	8	5	2	±8	1.7	±0.2	
ANG	99	±1	54	25	15	4	2	±3	1.8	±0.1	
Enlisted	99	±1	54	24	15	4	2	±4	1.8	±0.1	
Officers	98	±2	52	28	15	3	2	±7	1.7	±0.2	
USAFR	99	±1	58	22	13	4	3	±4	1.7	±0.1	
Enlisted	99	±1	56	22	14	4	3	±5	1.8	±0.1	
Officers	100	±0	66	22	8	4	1	±7	1.5	±0.2	
USCGR	100	±1	60	22	11	5	2	±4	1.7	±0.1	
Enlisted	100	±1	60	22	12	5	2	±4	1.7	±0.1	
E1 - E4	100	±0	58	22	13	5	1	±6	1.7	±0.1	
E5 - E9	100	±1	62	21	11	4	3	±6	1.7	±0.2	
Officers	99	±1	59	25	9	6	1	±4	1.6	±0.1	
O1 - O3	99	±1	58	24	9	8	1	±5	1.7	±0.1	
O4 - O6	100	±0	61	26	6	6	0	±6	1.6	±0.2	
Females	99	±1	54	24	12	6	3	±4	1.8	±0.1	
Enlisted	99	±1	54	24	13	7	3	±5	1.8	±0.1	
Officers	99	±1	58	25	8	6	3	±6	1.7	±0.2	
Males	100	±1	61	22	11	5	2	±4	1.6	±0.1	
Enlisted	100	±1	61	21	12	4	2	±5	1.6	±0.1	
Officers	99	±1	60	25	9	7	0	±5	1.6	±0.1	

46. How often during the past 12 months have you experienced any of the following behaviors where coworkers or supervisors...

c. Were excessively harsh in their criticism of your work performance?

- 1. Never
- 2. Once or twice
- 3. Sometimes
- 4. Often
- 5. Very often

	Percent Responding		Percentages					Max ME	Average Frequency		
			1	2	3	4	5				
TOTAL DOD	99	±1	70	16	9	3	2	±2	1.5	±0.1	
ARNG	99	±1	67	17	10	4	3	±2	1.6	±0.1	
USAR	99	±1	69	14	10	3	3	±3	1.6	±0.1	
USNR	99	±1	74	15	6	3	3	±4	1.5	±0.1	
USMCR	100	±1	66	19	9	3	3	±6	1.6	±0.2	
ANG	99	±1	72	14	8	4	1	±3	1.5	±0.1	
USAFR	99	±1	76	13	6	2	2	±3	1.4	±0.1	
Enlisted	99	±1	68	16	10	4	3	±2	1.6	±0.1	
E1 – E4	99	±1	69	15	10	3	2	±2	1.5	±0.1	
E1 – E3	99	±1	76	12	9	1	1	±4	1.4	±0.1	
E4	99	±1	65	17	11	4	3	±3	1.6	±0.1	
E5 – E9	99	±1	67	16	9	4	3	±2	1.6	±0.1	
E5 – E7	99	±1	67	17	10	4	3	±2	1.6	±0.1	
E8 – E9	99	±1	74	13	7	4	2	±4	1.5	±0.1	
Officers	99	±1	76	14	5	3	1	±2	1.4	±0.1	
O1 – O3	99	±1	74	16	7	3	1	±3	1.4	±0.1	
O4 – O6	99	±1	79	13	4	2	2	±3	1.4	±0.1	
W1 – W5	98	±2	77	13	7	3	1	±5	1.4	±0.1	
Reserve Unit	99	±1	70	15	9	3	2	±2	1.5	±0.1	
AGR/FTS/AR	99	±1	60	19	12	4	4	±3	1.7	±0.1	
IMA	99	±1	83	11	3	2	1	±5	1.3	±0.1	
Not Activated Past 12 Months	99	±1	72	15	8	3	2	±2	1.5	±0.1	
Activated Past 12 Months	99	±1	62	19	11	5	3	±3	1.7	±0.1	
Not Deployed Past 12 Months	99	±1	70	15	9	3	2	±2	1.5	±0.1	
Deployed Past 12 Months	99	±1	64	18	10	4	3	±4	1.6	±0.1	
Non-Hispanic White	99	±1	70	16	8	3	2	±2	1.5	±0.1	
Total Minority	99	±1	69	14	10	4	2	±2	1.6	±0.1	
Non-Hispanic Black	99	±1	72	14	8	3	2	±3	1.5	±0.1	
Hispanic	99	±1	70	14	10	4	2	±3	1.6	±0.1	
FEMALES	99	±1	66	16	10	4	4	±2	1.6	±0.1	
Enlisted	99	±1	65	16	11	4	4	±2	1.7	±0.1	
E1 – E4	99	±1	66	15	11	4	4	±3	1.6	±0.1	
E5 – E9	99	±1	64	17	11	4	4	±2	1.7	±0.1	
Officers	99	±1	71	14	8	4	3	±3	1.5	±0.1	
O1 – O3	99	±1	71	15	7	5	3	±4	1.5	±0.1	
O4 – O6	99	±1	71	15	7	4	4	±4	1.5	±0.1	
Reserve Unit	99	±1	66	16	10	4	4	±2	1.6	±0.1	
AGR/FTS/AR	99	±1	57	19	13	6	5	±4	1.8	±0.1	
IMA	100	±1	81	11	3	3	2	±6	1.3	±0.1	
Non-Hispanic White	99	±1	65	16	10	4	4	±2	1.6	±0.1	
Total Minority	99	±1	66	15	11	4	4	±3	1.6	±0.1	
ARNG	99	±1	62	18	11	4	4	±3	1.7	±0.1	
Enlisted	99	±1	62	18	11	4	4	±3	1.7	±0.1	
Officers	99	±2	62	19	10	7	3	±7	1.7	±0.2	
USAR	99	±1	64	15	11	5	5	±3	1.7	±0.1	
Enlisted	99	±1	63	15	12	5	5	±3	1.7	±0.1	
Officers	100	±1	71	15	7	4	4	±5	1.6	±0.1	

Note. Percent responding are Reserve members who answered the question.

2012 Workplace and Gender Relations Survey of Reserve Component Members

46c. Continued	Percent Responding		Percentages					Max ME	Average Frequency		
			1	2	3	4	5				
USNR	100	±1	74	15	7	2	2	±5	1.4	±0.1	■
Enlisted	99	±1	73	16	7	2	2	±6	1.4	±0.1	■
Officers	100	±1	76	13	6	2	2	±6	1.4	±0.1	■
USMCR	100	±1	70	17	8	3	3	±8	1.5	±0.2	■
Enlisted	100	±1	68	18	9	2	3	±10	1.6	±0.2	■
Officers	99	±2	81	9	5	4	1	±10	1.4	±0.2	■
ANG	99	±1	68	14	10	4	3	±3	1.6	±0.1	■
Enlisted	99	±1	68	14	10	5	3	±4	1.6	±0.1	■
Officers	99	±2	73	11	10	3	3	±5	1.5	±0.1	■
USAFR	99	±1	71	14	8	3	4	±4	1.6	±0.1	■
Enlisted	98	±2	68	15	9	3	4	±5	1.6	±0.1	■
Officers	99	±1	80	11	5	3	2	±5	1.4	±0.1	■
MALES	99	±1	70	15	9	3	2	±2	1.5	±0.1	■
Enlisted	99	±1	69	16	9	4	2	±2	1.5	±0.1	■
E1 – E4	99	±1	70	15	10	3	2	±3	1.5	±0.1	■
E5 – E9	99	±1	68	16	9	4	3	±2	1.6	±0.1	■
Officers	99	±1	77	14	5	2	1	±3	1.4	±0.1	■
O1 – O3	99	±1	74	16	6	2	1	±4	1.4	±0.1	■
O4 – O6	99	±1	80	13	3	2	1	±3	1.3	±0.1	■
Reserve Unit	99	±1	71	15	9	3	2	±2	1.5	±0.1	■
AGR/FTS/AR	99	±1	61	19	11	4	4	±4	1.7	±0.1	■
IMA	99	±1	83	11	2	2	1	±6	1.3	±0.1	■
Non-Hispanic White	99	±1	70	16	8	3	2	±2	1.5	±0.1	■
Total Minority	99	±1	71	14	10	4	2	±3	1.5	±0.1	■
ARNG	99	±1	68	17	9	4	2	±3	1.6	±0.1	■
Enlisted	99	±1	67	17	10	4	3	±3	1.6	±0.1	■
Officers	99	±1	73	16	6	3	1	±5	1.4	±0.1	■
USAR	99	±1	71	14	10	3	2	±3	1.5	±0.1	■
Enlisted	99	±1	69	14	11	3	2	±4	1.6	±0.1	■
Officers	99	±1	77	15	4	2	1	±5	1.3	±0.1	■
USNR	99	±1	74	14	6	3	3	±5	1.5	±0.1	■
Enlisted	99	±2	71	16	7	3	3	±6	1.5	±0.2	■
Officers	99	±2	84	11	2	2	1	±5	1.3	±0.1	■
USMCR	100	±1	66	19	9	3	3	±7	1.6	±0.2	■
Enlisted	100	±1	64	20	10	3	3	±7	1.6	±0.2	■
Officers	98	±2	83	12	1	2	1	±5	1.2	±0.1	■
ANG	99	±1	73	14	8	4	1	±3	1.5	±0.1	■
Enlisted	99	±1	73	14	8	4	1	±4	1.5	±0.1	■
Officers	100	±1	79	12	7	2	1	±6	1.3	±0.1	■
USAFR	99	±1	78	13	6	1	1	±4	1.3	±0.1	■
Enlisted	99	±1	77	14	7	1	1	±5	1.4	±0.1	■
Officers	99	±2	84	11	3	2	1	±6	1.3	±0.1	■
USCGR	99	±1	79	12	6	2	1	±3	1.3	±0.1	■
Enlisted	99	±1	79	12	6	2	1	±4	1.4	±0.1	■
E1 – E4	100	±1	72	16	9	2	1	±5	1.4	±0.1	■
E5 – E9	99	±2	83	10	5	2	1	±5	1.3	±0.1	■
Officers	99	±1	82	10	4	3	1	±3	1.3	±0.1	■
O1 – O3	100	±1	80	12	4	2	2	±5	1.4	±0.1	■
O4 – O6	99	±2	86	7	5	2	0	±5	1.2	±0.1	■
Females	100	±1	78	14	4	3	2	±4	1.4	±0.1	■
Enlisted	99	±1	75	16	4	3	3	±5	1.4	±0.1	■
Officers	100	±0	90	4	2	4	0	±4	1.2	±0.1	■
Males	99	±1	79	11	6	2	1	±4	1.3	±0.1	■
Enlisted	99	±1	79	11	7	2	1	±4	1.3	±0.1	■
Officers	99	±1	80	12	5	2	2	±4	1.3	±0.1	■

46. How often during the past 12 months have you experienced any of the following behaviors where coworkers or supervisors...

d. Took credit for work or ideas that were yours?

1. Never
 2. Once or twice
 3. Sometimes
 4. Often
 5. Very often

	Percent Responding		Percentages					Max ME	Average Frequency		
			1	2	3	4	5				
TOTAL DOD	99	±1	70	14	9	4	3	±2	1.6	±0.1	■
ARNG	99	±1	67	16	10	5	3	±2	1.6	±0.1	■
USAR	99	±1	70	13	9	4	4	±3	1.6	±0.1	■
USNR	100	±1	73	15	7	3	2	±4	1.5	±0.1	■
USMCR	99	±2	72	12	12	2	2	±6	1.5	±0.2	■
ANG	99	±1	72	14	8	3	2	±3	1.5	±0.1	■
USAFR	99	±1	77	13	7	2	2	±3	1.4	±0.1	■
Enlisted	99	±1	69	14	10	4	3	±2	1.6	±0.1	■
E1 – E4	99	±1	74	11	9	4	2	±2	1.5	±0.1	■
E1 – E3	99	±1	83	8	6	2	1	±3	1.3	±0.1	■
E4	99	±1	69	13	10	5	3	±3	1.6	±0.1	■
E5 – E9	99	±1	65	17	11	5	4	±2	1.7	±0.1	■
E5 – E7	99	±1	65	17	11	5	4	±2	1.7	±0.1	■
E8 – E9	100	±1	66	16	11	4	2	±4	1.6	±0.1	■
Officers	99	±1	72	16	7	3	2	±2	1.4	±0.1	■
O1 – O3	99	±1	71	17	7	3	1	±4	1.5	±0.1	■
O4 – O6	100	±1	75	15	6	3	2	±3	1.4	±0.1	■
W1 – W5	100	±1	66	18	9	3	3	±6	1.6	±0.2	■
Reserve Unit	99	±1	71	14	9	4	3	±2	1.5	±0.1	■
AGR/FTS/AR	99	±1	56	21	13	6	5	±3	1.8	±0.1	■
IMA	99	±1	83	10	5	0	1	±4	1.3	±0.1	■
Not Activated Past 12 Months	99	±1	72	13	8	3	3	±2	1.5	±0.1	■
Activated Past 12 Months	99	±1	61	17	12	6	3	±3	1.7	±0.1	■
Not Deployed Past 12 Months	99	±1	71	14	9	4	3	±2	1.5	±0.1	■
Deployed Past 12 Months	100	±1	63	15	13	6	4	±4	1.7	±0.1	■
Non-Hispanic White	99	±1	69	15	9	4	3	±2	1.6	±0.1	■
Total Minority	99	±1	72	13	9	4	3	±2	1.5	±0.1	■
Non-Hispanic Black	100	±1	75	12	7	4	2	±3	1.5	±0.1	■
Hispanic	99	±1	72	13	9	4	3	±3	1.5	±0.1	■
FEMALES	99	±1	66	15	10	5	4	±2	1.7	±0.1	■
Enlisted	99	±1	66	15	10	5	4	±2	1.7	±0.1	■
E1 – E4	99	±1	72	12	8	5	3	±3	1.6	±0.1	■
E5 – E9	99	±1	59	18	12	6	5	±2	1.8	±0.1	■
Officers	99	±1	67	17	9	5	2	±3	1.6	±0.1	■
O1 – O3	99	±1	67	16	10	4	3	±4	1.6	±0.1	■
O4 – O6	99	±1	66	18	9	5	2	±4	1.6	±0.1	■
Reserve Unit	99	±1	67	14	9	5	4	±2	1.6	±0.1	■
AGR/FTS/AR	99	±1	51	22	13	8	5	±4	1.9	±0.1	■
IMA	98	±2	80	11	6	2	2	±5	1.3	±0.1	■
Non-Hispanic White	99	±1	64	17	10	6	4	±2	1.7	±0.1	■
Total Minority	99	±1	69	13	10	5	4	±2	1.6	±0.1	■
ARNG	99	±1	62	17	10	6	4	±3	1.7	±0.1	■
Enlisted	99	±1	63	17	10	6	5	±3	1.7	±0.1	■
Officers	99	±2	58	20	13	7	2	±7	1.7	±0.2	■
USAR	99	±1	67	13	10	5	5	±3	1.7	±0.1	■
Enlisted	99	±1	66	13	10	6	5	±3	1.7	±0.1	■
Officers	99	±1	68	16	8	5	3	±5	1.6	±0.1	■

Note. Percent responding are Reserve members who answered the question.

2012 Workplace and Gender Relations Survey of Reserve Component Members

46d. Continued	Percent Responding		Percentages					Max ME	Average Frequency		
			1	2	3	4	5				
USNR	99	±2	73	13	9	4	1	±5	1.5	±0.1	■
Enlisted	99	±2	72	13	9	5	2	±5	1.5	±0.1	■
Officers	98	±5	75	13	8	3	1	±5	1.4	±0.1	■
USMCR	99	±2	63	18	11	6	3	±9	1.7	±0.2	■
Enlisted	99	±3	62	18	12	6	2	±10	1.7	±0.2	■
Officers	99	±2	71	19	4	1	5	±11	1.5	±0.3	■
ANG	99	±1	67	17	9	4	3	±3	1.6	±0.1	■
Enlisted	99	±1	68	16	9	4	3	±4	1.6	±0.1	■
Officers	99	±1	64	20	10	4	2	±6	1.6	±0.1	■
USAFR	99	±1	70	13	10	4	3	±4	1.6	±0.1	■
Enlisted	99	±1	69	13	11	4	3	±5	1.6	±0.1	■
Officers	99	±2	71	15	8	3	3	±5	1.5	±0.1	■
MALES	99	±1	70	14	9	4	2	±2	1.5	±0.1	■
Enlisted	99	±1	70	14	10	4	3	±2	1.6	±0.1	■
E1 – E4	99	±1	75	11	9	3	2	±3	1.5	±0.1	■
E5 – E9	100	±1	66	16	10	4	3	±2	1.6	±0.1	■
Officers	99	±1	74	16	6	3	1	±3	1.4	±0.1	■
O1 – O3	99	±1	72	18	6	3	1	±4	1.4	±0.1	■
O4 – O6	100	±1	77	15	5	2	1	±3	1.4	±0.1	■
Reserve Unit	99	±1	72	14	9	4	2	±2	1.5	±0.1	■
AGR/FTS/AR	99	±1	57	20	13	5	5	±4	1.8	±0.1	■
IMA	99	±2	84	10	5	0	1	±5	1.2	±0.1	■
Non-Hispanic White	99	±1	70	15	9	4	2	±2	1.5	±0.1	■
Total Minority	100	±1	72	13	9	4	2	±3	1.5	±0.1	■
ARNG	100	±1	67	16	10	5	2	±2	1.6	±0.1	■
Enlisted	100	±1	67	15	10	5	3	±3	1.6	±0.1	■
Officers	99	±1	67	21	8	3	1	±5	1.5	±0.1	■
USAR	99	±1	71	13	9	4	3	±3	1.6	±0.1	■
Enlisted	99	±1	70	12	10	4	4	±3	1.6	±0.1	■
Officers	100	±1	75	15	6	2	2	±5	1.4	±0.1	■
USNR	100	±1	73	15	7	2	2	±5	1.5	±0.1	■
Enlisted	100	±0	70	16	8	2	3	±6	1.5	±0.2	■
Officers	99	±1	82	11	3	1	1	±5	1.3	±0.1	■
USMCR	99	±2	72	12	12	2	2	±6	1.5	±0.2	■
Enlisted	99	±2	71	11	13	2	2	±7	1.5	±0.2	■
Officers	98	±2	81	13	4	1	1	±5	1.3	±0.1	■
ANG	99	±1	73	14	8	3	2	±3	1.5	±0.1	■
Enlisted	99	±1	73	14	8	3	2	±3	1.5	±0.1	■
Officers	99	±1	75	14	6	3	1	±6	1.4	±0.1	■
USAFR	99	±1	79	12	6	2	1	±4	1.3	±0.1	■
Enlisted	99	±1	78	13	7	2	1	±5	1.4	±0.1	■
Officers	100	±1	84	11	3	2	1	±6	1.3	±0.1	■
USCGR	100	±1	80	11	6	3	2	±3	1.4	±0.1	■
Enlisted	100	±1	80	11	5	2	2	±4	1.3	±0.1	■
E1 – E4	99	±1	83	10	5	2	0	±5	1.3	±0.1	■
E5 – E9	100	±1	78	11	6	3	2	±5	1.4	±0.2	■
Officers	100	±1	76	12	7	4	2	±3	1.4	±0.1	■
O1 – O3	100	±0	75	12	6	3	4	±5	1.5	±0.1	■
O4 – O6	100	±1	79	11	7	4	0	±6	1.4	±0.1	■
Females	100	±1	74	14	6	4	1	±4	1.4	±0.1	■
Enlisted	100	±1	75	13	6	4	2	±4	1.4	±0.1	■
Officers	99	±2	70	18	8	5	0	±6	1.5	±0.1	■
Males	100	±1	81	10	5	2	2	±4	1.3	±0.1	■
Enlisted	100	±1	81	10	5	2	1	±4	1.3	±0.1	■
Officers	100	±0	78	10	6	3	3	±4	1.4	±0.1	■

46. How often during the past 12 months have you experienced any of the following behaviors where coworkers or supervisors...

e. Gossiped/talked about you?

- 1. Never
- 2. Once or twice
- 3. Sometimes
- 4. Often
- 5. Very often

	Percent Responding		Percentages					Max ME	Average Frequency		
			1	2	3	4	5				
TOTAL DOD	98	±1	57	19	14	6	4	±2	1.8	±0.1	
ARNG	98	±1	55	20	15	6	4	±2	1.9	±0.1	
USAR	98	±1	57	18	13	6	5	±3	1.8	±0.1	
USNR	98	±1	66	18	9	4	4	±4	1.6	±0.1	
USMCR	98	±2	64	15	14	2	4	±6	1.7	±0.2	
ANG	98	±1	55	19	15	6	5	±3	1.9	±0.1	
USAFR	97	±2	60	18	13	5	4	±4	1.7	±0.1	
Enlisted	98	±1	57	19	14	6	5	±2	1.8	±0.1	
E1 – E4	98	±1	61	16	13	5	4	±3	1.8	±0.1	
E1 – E3	98	±1	71	14	10	3	2	±4	1.5	±0.1	
E4	98	±1	55	18	15	7	5	±3	1.9	±0.1	
E5 – E9	98	±1	53	20	15	7	5	±2	1.9	±0.1	
E5 – E7	98	±1	52	20	15	7	5	±2	1.9	±0.1	
E8 – E9	97	±2	54	22	16	5	3	±4	1.8	±0.1	
Officers	98	±1	60	22	12	4	2	±2	1.7	±0.1	
O1 – O3	98	±1	58	21	14	5	2	±4	1.7	±0.1	
O4 – O6	98	±1	64	21	9	3	2	±3	1.6	±0.1	
W1 – W5	98	±2	54	22	16	5	3	±6	1.8	±0.2	
Reserve Unit	98	±1	58	19	13	6	4	±2	1.8	±0.1	
AGR/FTS/AR	97	±1	42	23	18	9	7	±3	2.2	±0.1	
IMA	98	±2	75	14	8	2	1	±5	1.4	±0.1	
Not Activated Past 12 Months	98	±1	59	19	13	5	4	±2	1.8	±0.1	
Activated Past 12 Months	98	±1	50	20	16	8	6	±3	2.0	±0.1	
Not Deployed Past 12 Months	98	±1	58	19	13	5	4	±2	1.8	±0.1	
Deployed Past 12 Months	98	±1	51	20	16	8	5	±4	2.0	±0.1	
Non-Hispanic White	98	±1	56	20	14	6	4	±2	1.8	±0.1	
Total Minority	97	±1	59	17	14	6	5	±2	1.8	±0.1	
Non-Hispanic Black	97	±2	58	17	15	6	4	±4	1.8	±0.1	
Hispanic	97	±1	61	16	12	5	5	±4	1.8	±0.1	
FEMALES	98	±1	48	21	15	8	8	±2	2.1	±0.1	
Enlisted	98	±1	47	21	15	8	9	±2	2.1	±0.1	
E1 – E4	98	±1	51	19	14	8	9	±3	2.0	±0.1	
E5 – E9	98	±1	43	22	16	8	10	±2	2.2	±0.1	
Officers	98	±1	53	23	14	6	4	±3	1.9	±0.1	
O1 – O3	98	±2	53	22	15	5	5	±4	1.9	±0.1	
O4 – O6	98	±1	53	22	14	6	4	±4	1.9	±0.1	
Reserve Unit	98	±1	49	21	15	7	8	±2	2.0	±0.1	
AGR/FTS/AR	98	±2	35	22	18	12	13	±4	2.4	±0.1	
IMA	96	±3	66	20	9	4	1	±6	1.6	±0.2	
Non-Hispanic White	98	±1	45	23	15	8	9	±2	2.1	±0.1	
Total Minority	97	±1	52	19	15	7	8	±3	2.0	±0.1	
ARNG	98	±1	45	22	16	8	10	±3	2.2	±0.1	
Enlisted	97	±1	45	22	15	8	10	±3	2.2	±0.1	
Officers	98	±2	45	23	20	8	4	±7	2.0	±0.2	
USAR	98	±1	48	21	14	8	9	±3	2.1	±0.1	
Enlisted	98	±1	47	20	15	8	10	±4	2.2	±0.1	
Officers	97	±2	54	24	12	5	5	±5	1.8	±0.2	

Note. Percent responding are Reserve members who answered the question.

2012 Workplace and Gender Relations Survey of Reserve Component Members

46e. Continued	Percent Responding		Percentages					Max ME	Average Frequency		
			1	2	3	4	5				
USNR	99	±2	61	17	12	7	4	±5	1.8	±0.2	
Enlisted	98	±2	59	17	12	8	5	±6	1.8	±0.2	
Officers	99	±1	69	16	10	2	2	±6	1.5	±0.1	
USMCR	98	±3	45	29	14	6	5	±9	2.0	±0.2	
Enlisted	98	±3	44	30	14	7	5	±10	2.0	±0.3	
Officers	97	±4	53	25	12	2	8	±11	1.9	±0.3	
ANG	98	±1	46	22	16	8	8	±4	2.1	±0.1	
Enlisted	98	±1	46	21	16	8	8	±4	2.1	±0.1	
Officers	98	±2	46	23	16	8	6	±6	2.1	±0.2	
USAFR	97	±2	51	21	15	7	7	±4	2.0	±0.1	
Enlisted	97	±2	50	20	16	7	7	±5	2.0	±0.2	
Officers	98	±2	55	22	13	6	4	±5	1.8	±0.2	
MALES	98	±1	59	19	13	5	3	±2	1.8	±0.1	
Enlisted	98	±1	59	18	14	6	4	±2	1.8	±0.1	
E1 - E4	98	±1	63	16	13	5	3	±3	1.7	±0.1	
E5 - E9	98	±1	54	20	15	6	4	±2	1.9	±0.1	
Officers	98	±1	62	21	11	4	2	±3	1.6	±0.1	
O1 - O3	98	±2	59	21	13	5	2	±5	1.7	±0.1	
O4 - O6	98	±1	66	21	8	2	2	±4	1.5	±0.1	
Reserve Unit	98	±1	60	18	13	5	3	±2	1.7	±0.1	
AGR/FTS/AR	97	±2	44	23	19	8	6	±4	2.1	±0.1	
IMA	98	±2	77	13	7	1	1	±6	1.4	±0.2	
Non-Hispanic White	98	±1	58	20	13	5	3	±2	1.8	±0.1	
Total Minority	97	±1	61	16	14	5	4	±3	1.7	±0.1	
ARNG	98	±1	56	20	15	6	3	±3	1.8	±0.1	
Enlisted	98	±1	57	19	15	6	4	±3	1.8	±0.1	
Officers	97	±2	53	26	14	4	2	±5	1.8	±0.1	
USAR	98	±1	60	18	13	6	4	±3	1.8	±0.1	
Enlisted	98	±1	59	17	13	6	4	±4	1.8	±0.1	
Officers	98	±2	64	19	11	3	2	±5	1.6	±0.1	
USNR	98	±2	67	18	8	3	3	±5	1.6	±0.1	
Enlisted	98	±2	63	20	9	3	4	±6	1.6	±0.2	
Officers	99	±2	78	12	7	3	1	±6	1.4	±0.1	
USMCR	98	±2	65	15	14	2	4	±6	1.6	±0.2	
Enlisted	98	±2	64	15	15	2	4	±7	1.7	±0.2	
Officers	99	±2	72	16	10	2	1	±10	1.4	±0.2	
ANG	98	±1	58	18	15	6	4	±3	1.8	±0.1	
Enlisted	98	±1	57	17	16	6	4	±4	1.8	±0.1	
Officers	98	±2	59	26	8	4	3	±7	1.7	±0.2	
USAFR	97	±2	63	18	12	4	3	±4	1.7	±0.1	
Enlisted	96	±2	61	18	13	5	3	±5	1.7	±0.1	
Officers	98	±2	71	15	10	2	2	±7	1.5	±0.2	
USCGR	98	±1	70	16	8	4	2	±4	1.5	±0.1	
Enlisted	98	±2	68	17	9	4	2	±4	1.5	±0.1	
E1 - E4	99	±2	67	18	9	4	1	±5	1.5	±0.1	
E5 - E9	98	±2	69	16	8	5	2	±6	1.5	±0.2	
Officers	97	±2	75	15	6	3	1	±4	1.4	±0.1	
O1 - O3	98	±2	71	17	7	4	1	±5	1.5	±0.1	
O4 - O6	96	±3	79	13	5	2	1	±6	1.3	±0.1	
Females	99	±1	61	21	10	4	3	±4	1.7	±0.1	
Enlisted	99	±1	59	22	11	5	4	±5	1.7	±0.1	
Officers	97	±3	71	20	5	2	1	±6	1.4	±0.1	
Males	98	±2	71	15	8	4	1	±4	1.5	±0.1	
Enlisted	98	±2	70	16	8	4	1	±5	1.5	±0.1	
Officers	97	±2	76	13	6	3	1	±4	1.4	±0.1	

46. How often during the past 12 months have you experienced any of the following behaviors where coworkers or supervisors...

f. Used insults, sarcasm, or gestures to humiliate you?

1. Never
4. Often2. Once or twice
5. Very often

3. Sometimes

	Percent Responding		Percentages					Max ME	Average Frequency		
			1	2	3	4	5				
TOTAL DOD	100	±1	74	13	8	3	2	±1	1.5	±0.1	
ARNG	100	±1	71	14	9	4	3	±2	1.5	±0.1	
USAR	100	±1	75	12	8	3	3	±2	1.5	±0.1	
USNR	100	±1	80	10	6	2	2	±4	1.4	±0.1	
USMCR	100	±1	71	14	11	2	3	±6	1.5	±0.2	
ANG	100	±1	76	13	7	3	2	±3	1.4	±0.1	
USAFR	99	±1	80	10	6	3	1	±3	1.3	±0.1	
Enlisted	100	±1	72	13	8	3	3	±2	1.5	±0.1	
E1 – E4	100	±1	71	13	9	4	3	±2	1.5	±0.1	
E1 – E3	100	±1	77	12	6	3	2	±4	1.4	±0.1	
E4	100	±1	68	14	10	5	3	±3	1.6	±0.1	
E5 – E9	100	±1	74	13	8	3	3	±2	1.5	±0.1	
E5 – E7	100	±1	73	13	8	3	3	±2	1.5	±0.1	
E8 – E9	100	±1	82	11	4	2	2	±3	1.3	±0.1	
Officers	100	±1	81	11	5	2	1	±2	1.3	±0.1	
O1 – O3	99	±1	78	12	7	2	1	±3	1.4	±0.1	
O4 – O6	100	±1	85	10	3	2	1	±3	1.2	±0.1	
W1 – W5	100	±1	78	13	7	2	1	±5	1.4	±0.1	
Reserve Unit	100	±1	74	13	8	3	2	±2	1.5	±0.1	
AGR/FTS/AR	100	±1	68	17	7	3	4	±3	1.6	±0.1	
IMA	100	±1	90	5	3	0	1	±4	1.2	±0.1	
Not Activated Past 12 Months	100	±1	76	12	7	3	2	±2	1.4	±0.1	
Activated Past 12 Months	100	±1	67	15	11	4	3	±3	1.6	±0.1	
Not Deployed Past 12 Months	100	±1	75	12	7	3	2	±2	1.5	±0.1	
Deployed Past 12 Months	100	±1	68	15	10	4	2	±3	1.6	±0.1	
Non-Hispanic White	100	±1	73	14	7	3	2	±2	1.5	±0.1	
Total Minority	100	±1	75	11	9	3	3	±2	1.5	±0.1	
Non-Hispanic Black	100	±1	77	10	8	3	2	±3	1.4	±0.1	
Hispanic	100	±1	75	11	8	2	4	±3	1.5	±0.1	
FEMALES	100	±1	72	12	8	4	3	±2	1.5	±0.1	
Enlisted	100	±1	71	13	9	4	4	±2	1.6	±0.1	
E1 – E4	100	±1	71	12	9	4	4	±3	1.6	±0.1	
E5 – E9	100	±1	71	13	9	4	3	±2	1.6	±0.1	
Officers	100	±1	78	11	5	3	2	±3	1.4	±0.1	
O1 – O3	100	±1	76	13	5	3	3	±4	1.4	±0.1	
O4 – O6	100	±1	81	10	5	3	2	±4	1.4	±0.1	
Reserve Unit	100	±1	72	12	8	4	3	±2	1.5	±0.1	
AGR/FTS/AR	100	±1	67	14	9	5	5	±4	1.7	±0.1	
IMA	99	±1	86	7	5	1	1	±5	1.2	±0.1	
Non-Hispanic White	100	±1	72	13	8	4	3	±2	1.5	±0.1	
Total Minority	100	±1	72	11	9	4	3	±2	1.6	±0.1	
ARNG	100	±1	68	13	10	4	4	±3	1.6	±0.1	
Enlisted	100	±1	68	13	11	4	4	±3	1.6	±0.1	
Officers	100	±1	70	15	6	5	3	±6	1.6	±0.2	
USAR	100	±1	70	13	8	4	4	±3	1.6	±0.1	
Enlisted	100	±1	68	13	9	5	5	±3	1.6	±0.1	
Officers	100	±1	79	11	6	2	3	±5	1.4	±0.1	

Note. Percent responding are Reserve members who answered the question.

2012 Workplace and Gender Relations Survey of Reserve Component Members

46f. Continued	Percent Responding		Percentages					Max ME	Average Frequency		
			1	2	3	4	5				
USNR	100	±1	79	11	6	3	1	±4	1.4	±0.1	█
Enlisted	100	±1	78	11	7	2	2	±5	1.4	±0.1	█
Officers	100	±1	84	8	4	3	1	±5	1.3	±0.1	█
USMCR	100	±1	70	14	10	2	4	±8	1.6	±0.2	█
Enlisted	100	±1	68	15	11	2	4	±10	1.6	±0.2	█
Officers	100	±0	80	9	5	2	3	±10	1.4	±0.2	█
ANG	100	±1	75	11	7	3	3	±3	1.5	±0.1	█
Enlisted	100	±1	75	11	8	4	3	±4	1.5	±0.1	█
Officers	100	±0	79	12	6	1	1	±5	1.3	±0.1	█
USAFR	99	±1	77	10	6	4	2	±4	1.4	±0.1	█
Enlisted	99	±1	76	11	7	5	2	±4	1.5	±0.1	█
Officers	99	±1	84	7	4	3	2	±5	1.3	±0.1	█
MALES	100	±1	74	13	8	3	2	±2	1.5	±0.1	█
Enlisted	100	±1	73	13	8	3	3	±2	1.5	±0.1	█
E1 – E4	99	±1	71	13	9	4	3	±3	1.5	±0.1	█
E5 – E9	100	±1	74	13	8	3	2	±2	1.5	±0.1	█
Officers	100	±1	82	11	5	2	1	±2	1.3	±0.1	█
O1 – O3	99	±1	78	12	7	2	1	±4	1.3	±0.1	█
O4 – O6	100	±1	86	10	3	1	1	±3	1.2	±0.1	█
Reserve Unit	100	±1	75	13	8	3	2	±2	1.5	±0.1	█
AGR/FTS/AR	100	±1	68	18	7	3	4	±4	1.6	±0.1	█
IMA	100	±1	91	4	3	0	1	±4	1.2	±0.1	█
Non-Hispanic White	100	±1	74	14	7	3	2	±2	1.5	±0.1	█
Total Minority	100	±1	76	11	8	2	3	±3	1.5	±0.1	█
ARNG	100	±1	71	14	9	3	3	±2	1.5	±0.1	█
Enlisted	100	±1	70	14	9	4	3	±3	1.5	±0.1	█
Officers	100	±1	75	15	7	3	0	±4	1.4	±0.1	█
USAR	100	±1	76	11	7	3	2	±3	1.4	±0.1	█
Enlisted	100	±1	74	12	8	3	2	±3	1.5	±0.1	█
Officers	100	±1	85	9	4	1	1	±4	1.2	±0.1	█
USNR	100	±1	80	10	6	2	3	±4	1.4	±0.1	█
Enlisted	100	±1	77	12	6	2	3	±5	1.4	±0.1	█
Officers	99	±1	90	6	3	1	1	±5	1.2	±0.1	█
USMCR	100	±1	71	14	11	2	3	±6	1.5	±0.2	█
Enlisted	100	±1	68	15	12	2	3	±7	1.6	±0.2	█
Officers	100	±1	91	5	2	1	2	±4	1.2	±0.1	█
ANG	100	±1	76	13	7	3	2	±3	1.4	±0.1	█
Enlisted	100	±1	75	13	7	3	2	±3	1.5	±0.1	█
Officers	100	±1	82	12	5	1	0	±6	1.3	±0.1	█
USAFR	99	±1	81	11	5	2	1	±4	1.3	±0.1	█
Enlisted	99	±1	80	11	6	2	1	±5	1.3	±0.1	█
Officers	99	±1	87	9	3	1	0	±6	1.2	±0.1	█
USCGR	100	±0	84	10	4	2	1	±3	1.3	±0.1	█
Enlisted	100	±0	83	10	4	2	1	±4	1.3	±0.1	█
E1 – E4	100	±0	80	12	5	2	1	±5	1.3	±0.1	█
E5 – E9	100	±0	85	9	4	2	0	±5	1.2	±0.1	█
Officers	100	±0	89	6	4	1	1	±3	1.2	±0.1	█
O1 – O3	100	±0	87	9	3	1	1	±4	1.2	±0.1	█
O4 – O6	100	±0	92	4	4	0	0	±4	1.1	±0.1	█
Females	100	±0	82	10	5	2	1	±4	1.3	±0.1	█
Enlisted	100	±0	80	11	6	2	1	±4	1.3	±0.1	█
Officers	100	±0	90	6	2	1	0	±5	1.2	±0.1	█
Males	100	±0	84	10	4	2	1	±4	1.3	±0.1	█
Enlisted	100	±0	83	10	4	2	0	±4	1.3	±0.1	█
Officers	100	±0	89	6	4	1	1	±3	1.2	±0.1	█

46. How often during the past 12 months have you experienced any of the following behaviors where coworkers or supervisors...

g. Yelled when they were angry with you?

- 1. Never
- 2. Once or twice
- 3. Sometimes
- 4. Often
- 5. Very often

	Percent Responding		Percentages					Max ME	Average Frequency		
			1	2	3	4	5				
TOTAL DOD	100	±1	74	15	7	2	2	±2	1.4	±0.1	█
ARNG	100	±1	70	18	7	3	3	±2	1.5	±0.1	█
USAR	100	±1	75	14	7	2	2	±3	1.4	±0.1	█
USNR	100	±1	79	12	6	2	2	±4	1.4	±0.1	█
USMCR	100	±1	61	21	11	3	3	±6	1.7	±0.2	█
ANG	100	±1	79	12	5	1	1	±3	1.3	±0.1	█
USAFR	99	±1	83	10	5	1	1	±3	1.3	±0.1	█
Enlisted	100	±1	72	16	7	3	2	±2	1.5	±0.1	█
E1 – E4	100	±1	70	17	7	3	3	±2	1.5	±0.1	█
E1 – E3	100	±1	75	15	6	2	2	±4	1.4	±0.1	█
E4	100	±1	68	17	9	3	3	±3	1.6	±0.1	█
E5 – E9	100	±1	74	15	7	2	2	±2	1.4	±0.1	█
E5 – E7	100	±1	73	15	7	2	2	±2	1.5	±0.1	█
E8 – E9	99	±1	81	13	5	1	1	±3	1.3	±0.1	█
Officers	100	±1	81	13	4	1	1	±2	1.3	±0.1	█
O1 – O3	100	±1	77	15	5	1	1	±3	1.3	±0.1	█
O4 – O6	100	±1	86	9	3	1	1	±3	1.2	±0.1	█
W1 – W5	100	±1	77	16	5	1	1	±6	1.3	±0.1	█
Reserve Unit	100	±1	74	15	7	2	2	±2	1.4	±0.1	█
AGR/FTS/AR	99	±1	68	19	8	2	3	±3	1.5	±0.1	█
IMA	100	±1	90	6	2	1	1	±4	1.2	±0.1	█
Not Activated Past 12 Months	100	±1	76	14	6	2	2	±2	1.4	±0.1	█
Activated Past 12 Months	100	±1	66	18	9	3	3	±3	1.6	±0.1	█
Not Deployed Past 12 Months	100	±1	75	14	6	2	2	±2	1.4	±0.1	█
Deployed Past 12 Months	100	±1	65	20	9	3	2	±4	1.6	±0.1	█
Non-Hispanic White	100	±1	73	16	7	3	2	±2	1.4	±0.1	█
Total Minority	100	±1	75	14	7	2	2	±2	1.4	±0.1	█
Non-Hispanic Black	99	±1	78	13	6	2	1	±3	1.4	±0.1	█
Hispanic	100	±1	75	14	6	1	3	±3	1.4	±0.1	█
FEMALES	100	±1	75	13	7	2	3	±2	1.4	±0.1	█
Enlisted	99	±1	74	13	7	3	3	±2	1.5	±0.1	█
E1 – E4	100	±1	74	13	8	2	3	±3	1.5	±0.1	█
E5 – E9	99	±1	74	14	7	3	2	±2	1.5	±0.1	█
Officers	100	±1	81	12	4	2	2	±3	1.3	±0.1	█
O1 – O3	100	±1	79	13	5	1	2	±4	1.3	±0.1	█
O4 – O6	100	±1	83	9	3	3	1	±3	1.3	±0.1	█
Reserve Unit	100	±1	75	13	7	2	3	±2	1.4	±0.1	█
AGR/FTS/AR	99	±1	70	16	8	3	3	±4	1.5	±0.1	█
IMA	99	±1	88	9	2	1	0	±5	1.2	±0.1	█
Non-Hispanic White	100	±1	75	14	7	2	3	±2	1.4	±0.1	█
Total Minority	99	±1	76	12	7	2	3	±2	1.4	±0.1	█
ARNG	99	±1	71	15	7	3	4	±3	1.5	±0.1	█
Enlisted	99	±1	71	15	8	3	4	±3	1.5	±0.1	█
Officers	100	±1	73	16	5	3	3	±6	1.5	±0.2	█
USAR	99	±1	73	13	7	3	3	±3	1.5	±0.1	█
Enlisted	99	±1	72	13	8	3	4	±3	1.5	±0.1	█
Officers	100	±1	81	12	4	1	2	±5	1.3	±0.1	█

Note. Percent responding are Reserve members who answered the question.

2012 Workplace and Gender Relations Survey of Reserve Component Members

46g. Continued	Percent Responding		Percentages					Max ME	Average Frequency		
			1	2	3	4	5				
USNR	100	±0	81	11	5	2	1	±4	1.3	±0.1	█
Enlisted	100	±0	80	12	5	1	0	±5	1.3	±0.1	█
Officers	100	±0	85	7	4	3	1	±5	1.3	±0.1	█
USMCR	100	±1	66	20	10	2	2	±8	1.6	±0.2	█
Enlisted	100	±1	62	22	11	2	3	±10	1.6	±0.2	█
Officers	100	±0	87	6	6	1	0	±9	1.2	±0.2	█
ANG	100	±1	81	11	5	2	1	±3	1.3	±0.1	█
Enlisted	100	±1	81	10	5	2	1	±3	1.3	±0.1	█
Officers	100	±0	81	12	4	2	1	±5	1.3	±0.1	█
USAFR	99	±1	82	11	5	2	1	±3	1.3	±0.1	█
Enlisted	99	±1	80	12	5	2	1	±4	1.3	±0.1	█
Officers	100	±1	88	7	3	1	1	±4	1.2	±0.1	█
MALES	100	±1	73	16	7	2	2	±2	1.4	±0.1	█
Enlisted	100	±1	72	16	7	3	2	±2	1.5	±0.1	█
E1 – E4	100	±1	69	17	7	3	3	±3	1.5	±0.1	█
E5 – E9	100	±1	74	15	7	2	2	±2	1.4	±0.1	█
Officers	100	±1	82	13	4	1	1	±2	1.3	±0.1	█
O1 – O3	100	±1	77	16	5	1	1	±4	1.3	±0.1	█
O4 – O6	100	±1	87	9	3	1	1	±3	1.2	±0.1	█
Reserve Unit	100	±1	74	15	7	2	2	±2	1.4	±0.1	█
AGR/FTS/AR	99	±1	67	20	8	2	3	±4	1.6	±0.1	█
IMA	100	±1	91	6	2	1	1	±5	1.1	±0.1	█
Non-Hispanic White	100	±1	73	16	7	3	2	±2	1.4	±0.1	█
Total Minority	100	±1	74	14	7	2	2	±3	1.4	±0.1	█
ARNG	100	±1	70	18	7	3	2	±3	1.5	±0.1	█
Enlisted	100	±1	69	18	7	3	3	±3	1.5	±0.1	█
Officers	100	±1	75	18	5	1	1	±5	1.4	±0.1	█
USAR	100	±1	75	14	7	2	2	±3	1.4	±0.1	█
Enlisted	100	±1	73	15	7	3	2	±4	1.5	±0.1	█
Officers	99	±1	83	11	4	1	1	±4	1.3	±0.1	█
USNR	99	±1	78	12	6	1	2	±4	1.4	±0.1	█
Enlisted	99	±1	75	14	7	2	3	±5	1.4	±0.1	█
Officers	100	±1	88	7	2	1	1	±5	1.2	±0.1	█
USMCR	100	±1	61	21	11	3	3	±7	1.7	±0.2	█
Enlisted	100	±1	59	22	13	4	3	±7	1.7	±0.2	█
Officers	99	±1	83	15	1	0	1	±9	1.2	±0.1	█
ANG	100	±1	79	13	6	1	1	±3	1.3	±0.1	█
Enlisted	100	±1	77	14	6	1	2	±3	1.4	±0.1	█
Officers	100	±1	88	9	3	1	0	±5	1.2	±0.1	█
USAFR	99	±1	84	9	5	1	1	±4	1.3	±0.1	█
Enlisted	99	±2	82	10	6	1	1	±5	1.3	±0.1	█
Officers	99	±1	91	7	2	0	0	±5	1.1	±0.1	█
USCGR	100	±1	86	9	4	1	0	±3	1.2	±0.1	█
Enlisted	100	±0	85	10	4	1	0	±4	1.2	±0.1	█
E1 – E4	100	±0	80	13	5	2	0	±5	1.3	±0.1	█
E5 – E9	100	±0	88	8	4	1	0	±5	1.2	±0.1	█
Officers	100	±1	92	4	2	1	0	±3	1.1	±0.1	█
O1 – O3	100	±0	92	4	1	2	1	±3	1.2	±0.1	█
O4 – O6	99	±2	94	4	2	0	0	±4	1.1	±0.1	█
Females	100	±1	89	9	1	1	1	±3	1.2	±0.1	█
Enlisted	100	±0	87	10	0	1	1	±4	1.2	±0.1	█
Officers	99	±2	95	4	1	0	0	±4	1.1	±0.1	█
Males	100	±1	85	9	4	1	0	±4	1.2	±0.1	█
Enlisted	100	±0	84	10	5	1	0	±4	1.2	±0.1	█
Officers	100	±1	92	4	2	1	1	±3	1.1	±0.1	█

46. How often during the past 12 months have you experienced any of the following behaviors where coworkers or supervisors...

h. Swore at you in a hostile manner?

1. Never
4. Often

2. Once or twice
5. Very often

3. Sometimes

	Percent Responding		Percentages					Max ME	Average Frequency		
			1	2	3	4	5				
TOTAL DOD	100	±1	83	9	5	1	2	±1	1.3	±0.1	█
ARNG	100	±1	80	10	6	2	2	±2	1.3	±0.1	█
USAR	100	±1	85	7	5	1	2	±2	1.3	±0.1	█
USNR	100	±1	87	7	4	1	1	±3	1.2	±0.1	█
USMCR	100	±1	74	12	9	2	3	±6	1.5	±0.2	█
ANG	99	±1	88	6	4	0	1	±2	1.2	±0.1	█
USAFR	99	±1	91	5	3	0	1	±3	1.2	±0.1	█
Enlisted	100	±1	82	9	6	1	2	±2	1.3	±0.1	█
E1 – E4	100	±1	81	8	7	2	2	±2	1.4	±0.1	█
E1 – E3	99	±1	85	7	6	1	1	±3	1.3	±0.1	█
E4	100	±1	79	9	7	2	3	±3	1.4	±0.1	█
E5 – E9	100	±1	83	9	5	1	2	±2	1.3	±0.1	█
E5 – E7	100	±1	82	10	5	1	2	±2	1.3	±0.1	█
E8 – E9	100	±1	90	6	3	1	1	±3	1.2	±0.1	█
Officers	99	±1	91	6	2	1	1	±2	1.1	±0.1	█
O1 – O3	99	±1	88	8	3	1	1	±3	1.2	±0.1	█
O4 – O6	99	±1	94	4	1	1	0	±2	1.1	±0.1	█
W1 – W5	100	±1	88	7	4	1	1	±5	1.2	±0.1	█
Reserve Unit	100	±1	84	8	5	1	2	±1	1.3	±0.1	█
AGR/FTS/AR	100	±1	79	12	5	1	3	±3	1.4	±0.1	█
IMA	99	±1	96	2	1	0	1	±4	1.1	±0.1	█
Not Activated Past 12 Months	100	±1	85	8	5	1	2	±1	1.3	±0.1	█
Activated Past 12 Months	100	±1	77	12	6	3	2	±3	1.4	±0.1	█
Not Deployed Past 12 Months	100	±1	84	8	5	1	2	±1	1.3	±0.1	█
Deployed Past 12 Months	100	±1	78	12	6	3	2	±3	1.4	±0.1	█
Non-Hispanic White	100	±1	83	9	5	2	2	±2	1.3	±0.1	█
Total Minority	100	±1	85	8	5	1	2	±2	1.3	±0.1	█
Non-Hispanic Black	99	±1	86	7	5	1	1	±3	1.2	±0.1	█
Hispanic	100	±1	86	7	4	1	3	±3	1.3	±0.1	█
FEMALES	99	±1	85	7	5	1	2	±2	1.3	±0.1	█
Enlisted	99	±1	84	7	5	1	2	±2	1.3	±0.1	█
E1 – E4	99	±1	84	7	6	1	3	±2	1.3	±0.1	█
E5 – E9	100	±1	85	8	4	2	1	±2	1.3	±0.1	█
Officers	99	±1	90	6	2	1	1	±2	1.2	±0.1	█
O1 – O3	99	±1	90	6	2	1	2	±3	1.2	±0.1	█
O4 – O6	99	±1	92	5	2	1	1	±3	1.1	±0.1	█
Reserve Unit	99	±1	85	7	5	1	2	±2	1.3	±0.1	█
AGR/FTS/AR	100	±1	83	10	4	1	2	±3	1.3	±0.1	█
IMA	99	±1	96	1	2	0	0	±3	1.1	±0.1	█
Non-Hispanic White	100	±1	85	7	4	1	2	±2	1.3	±0.1	█
Total Minority	99	±1	85	7	5	1	2	±2	1.3	±0.1	█
ARNG	99	±1	82	8	6	2	2	±3	1.3	±0.1	█
Enlisted	99	±1	81	9	6	2	3	±3	1.4	±0.1	█
Officers	99	±2	86	8	3	1	2	±5	1.2	±0.1	█
USAR	100	±1	84	8	5	2	2	±3	1.3	±0.1	█
Enlisted	100	±1	82	8	6	2	3	±3	1.4	±0.1	█
Officers	99	±1	90	6	2	1	1	±4	1.2	±0.1	█

Note. Percent responding are Reserve members who answered the question.

2012 Workplace and Gender Relations Survey of Reserve Component Members

46h. Continued	Percent Responding		Percentages					Max ME	Average Frequency		
			1	2	3	4	5				
USNR	99	±2	90	6	3	0	0	±3	1.1	±0.1	
Enlisted	99	±2	90	7	3	0	0	±4	1.2	±0.1	
Officers	100	±1	94	2	1	2	1	±3	1.1	±0.1	
USMCR	99	±2	77	14	6	1	2	±8	1.4	±0.2	█
Enlisted	99	±3	75	16	6	1	2	±9	1.4	±0.2	█
Officers	100	±0	86	6	8	0	0	±10	1.2	±0.2	
ANG	100	±1	91	5	3	1	1	±2	1.2	±0.1	
Enlisted	100	±1	90	5	3	1	1	±3	1.2	±0.1	
Officers	100	±1	93	4	2	0	1	±3	1.1	±0.1	
USAFR	99	±1	90	6	4	1	0	±3	1.2	±0.1	
Enlisted	99	±1	89	6	4	1	0	±4	1.2	±0.1	
Officers	100	±1	93	3	2	1	0	±3	1.1	±0.1	
MALES	100	±1	83	9	5	1	2	±2	1.3	±0.1	
Enlisted	100	±1	82	9	6	1	2	±2	1.3	±0.1	█
E1 - E4	100	±1	81	9	7	2	2	±3	1.4	±0.1	█
E5 - E9	100	±1	83	10	5	1	2	±2	1.3	±0.1	█
Officers	99	±1	91	6	2	1	0	±2	1.1	±0.1	
O1 - O3	99	±1	88	9	3	1	1	±4	1.2	±0.1	
O4 - O6	99	±1	94	4	1	0	0	±2	1.1	±0.1	
Reserve Unit	100	±1	83	9	5	1	2	±2	1.3	±0.1	█
AGR/FTS/AR	100	±1	78	13	5	1	3	±3	1.4	±0.1	█
IMA	99	±1	95	3	1	0	1	±5	1.1	±0.1	
Non-Hispanic White	100	±1	82	9	5	2	2	±2	1.3	±0.1	█
Total Minority	100	±1	84	8	5	1	2	±2	1.3	±0.1	█
ARNG	100	±1	80	11	6	2	2	±2	1.3	±0.1	█
Enlisted	100	±1	79	11	6	2	2	±3	1.4	±0.1	█
Officers	99	±1	87	10	2	1	0	±4	1.2	±0.1	
USAR	100	±1	85	7	5	1	2	±3	1.3	±0.1	█
Enlisted	100	±1	84	8	5	2	2	±3	1.3	±0.1	█
Officers	99	±1	92	5	2	0	1	±3	1.1	±0.1	
USNR	100	±1	86	8	4	1	2	±4	1.2	±0.1	
Enlisted	100	±0	84	9	4	1	2	±5	1.3	±0.1	█
Officers	100	±1	94	3	2	1	1	±4	1.1	±0.1	
USMCR	100	±1	74	12	10	2	3	±6	1.5	±0.2	█
Enlisted	100	±1	72	12	11	2	3	±7	1.5	±0.2	█
Officers	100	±1	90	9	0	0	1	±10	1.1	±0.1	
ANG	99	±1	88	7	4	0	1	±3	1.2	±0.1	
Enlisted	99	±1	87	7	4	0	1	±3	1.2	±0.1	
Officers	99	±2	93	4	3	0	0	±4	1.1	±0.1	
USAFR	99	±1	91	5	3	0	1	±3	1.1	±0.1	
Enlisted	99	±2	90	6	4	0	1	±4	1.2	±0.1	
Officers	99	±2	95	4	1	0	0	±4	1.1	±0.1	
USCGR	100	±1	92	6	2	0	0	±3	1.1	±0.1	
Enlisted	100	±1	91	7	2	0	0	±3	1.1	±0.1	
E1 - E4	100	±0	88	8	3	0	0	±4	1.2	±0.1	
E5 - E9	99	±1	92	6	2	0	0	±4	1.1	±0.1	
Officers	100	±0	97	2	1	0	0	±2	1.0	±0.1	
O1 - O3	100	±0	95	3	1	0	0	±3	1.1	±0.1	
O4 - O6	100	±0	98	1	1	0	0	±3	1.0	±0.1	
Females	100	±1	95	3	1	1	0	±2	1.1	±0.1	
Enlisted	100	±1	94	4	1	1	1	±3	1.1	±0.1	
Officers	100	±0	98	2	0	0	0	±3	1.0	±0.1	
Males	100	±1	91	7	2	0	0	±3	1.1	±0.1	
Enlisted	100	±1	90	7	3	0	0	±4	1.1	±0.1	
Officers	100	±0	97	2	1	0	0	±2	1.1	±0.1	

46. How often during the past 12 months have you experienced any of the following behaviors where coworkers or supervisors...

i. Damaged or stole your property or equipment?

1. Never
 2. Once or twice
 3. Sometimes
 4. Often
 5. Very often

	Percent Responding		Percentages					Max ME	Average Frequency	
			1	2	3	4	5			
TOTAL DOD	99	±1	94	3	2	0	0	±1	1.1	±0.1
ARNG	99	±1	93	4	2	0	1	±2	1.1	±0.1
USAR	99	±1	94	3	2	0	0	±2	1.1	±0.1
USNR	99	±1	95	3	1	0	1	±2	1.1	±0.1
USMCR	100	±1	91	4	4	0	1	±4	1.2	±0.1
ANG	100	±1	96	2	2	0	0	±2	1.1	±0.1
USAFR	99	±1	96	2	2	0	0	±2	1.1	±0.1
Enlisted	99	±1	94	3	2	0	0	±1	1.1	±0.1
E1 – E4	99	±1	93	4	3	0	1	±2	1.1	±0.1
E1 – E3	99	±1	95	3	2	0	0	±2	1.1	±0.1
E4	99	±1	92	4	3	0	1	±2	1.1	±0.1
E5 – E9	100	±1	94	3	2	0	0	±1	1.1	±0.1
E5 – E7	100	±1	94	3	2	0	0	±1	1.1	±0.1
E8 – E9	99	±1	97	2	1	0	0	±2	1.1	±0.1
Officers	99	±1	97	2	1	0	0	±1	1.0	±0.1
O1 – O3	99	±1	96	3	1	0	0	±2	1.1	±0.1
O4 – O6	99	±1	97	2	1	0	0	±2	1.0	±0.1
W1 – W5	100	±1	97	2	1	0	0	±3	1.1	±0.1
Reserve Unit	99	±1	94	3	2	0	0	±1	1.1	±0.1
AGR/FTS/AR	100	±1	93	4	2	0	0	±2	1.1	±0.1
IMA	100	±1	98	1	1	0	0	±2	1.0	±0.1
Not Activated Past 12 Months	99	±1	95	3	2	0	0	±1	1.1	±0.1
Activated Past 12 Months	100	±1	91	5	3	0	1	±2	1.1	±0.1
Not Deployed Past 12 Months	99	±1	95	3	2	0	0	±1	1.1	±0.1
Deployed Past 12 Months	100	±1	91	6	3	0	0	±2	1.1	±0.1
Non-Hispanic White	100	±1	94	3	2	0	0	±1	1.1	±0.1
Total Minority	99	±1	94	3	3	0	0	±1	1.1	±0.1
Non-Hispanic Black	99	±1	95	3	2	0	0	±2	1.1	±0.1
Hispanic	99	±1	94	3	3	0	0	±2	1.1	±0.1
FEMALES	99	±1	94	3	2	0	0	±1	1.1	±0.1
Enlisted	99	±1	94	4	2	0	0	±1	1.1	±0.1
E1 – E4	99	±1	93	4	3	0	1	±2	1.1	±0.1
E5 – E9	99	±1	94	4	2	0	0	±2	1.1	±0.1
Officers	99	±1	97	2	1	0	0	±2	1.1	±0.1
O1 – O3	99	±1	96	3	1	0	0	±3	1.1	±0.1
O4 – O6	99	±1	97	2	0	0	0	±2	1.0	±0.1
Reserve Unit	99	±1	94	3	2	0	0	±1	1.1	±0.1
AGR/FTS/AR	99	±1	94	4	2	0	0	±3	1.1	±0.1
IMA	100	±1	98	1	1	0	0	±4	1.0	±0.1
Non-Hispanic White	99	±1	94	3	1	0	0	±1	1.1	±0.1
Total Minority	99	±1	94	3	2	0	0	±2	1.1	±0.1
ARNG	99	±1	93	4	2	0	1	±2	1.1	±0.1
Enlisted	99	±1	93	4	2	0	1	±2	1.1	±0.1
Officers	98	±2	95	3	2	0	0	±4	1.1	±0.1
USAR	99	±1	94	3	2	0	1	±2	1.1	±0.1
Enlisted	99	±1	93	3	3	0	1	±2	1.1	±0.1
Officers	99	±1	96	3	0	0	0	±3	1.0	±0.1

Note. Percent responding are Reserve members who answered the question.

2012 Workplace and Gender Relations Survey of Reserve Component Members

46i. Continued	Percent Responding		Percentages					Max ME	Average Frequency	
			1	2	3	4	5			
USNR	100	±1	96	3	1	0	0	±3	1.1	±0.1
Enlisted	100	±1	95	3	2	0	0	±3	1.1	±0.1
Officers	99	±1	99	1	0	0	0	±2	1.0	±0.1
USMCR	99	±1	90	7	3	0	0	±7	1.1	±0.1
Enlisted	99	±1	88	8	4	0	0	±8	1.2	±0.1
Officers	100	±0	99	0	1	0	0	±6	1.0	±0.1
ANG	100	±1	96	2	1	0	0	±2	1.1	±0.1
Enlisted	100	±1	96	2	1	0	0	±2	1.1	±0.1
Officers	100	±1	97	2	0	0	0	±3	1.0	±0.1
USAFR	99	±1	95	3	2	0	0	±2	1.1	±0.1
Enlisted	99	±1	94	4	2	0	0	±3	1.1	±0.1
Officers	100	±1	97	1	1	0	0	±3	1.0	±0.1
MALES	99	±1	94	3	2	0	0	±1	1.1	±0.1
Enlisted	99	±1	94	3	2	0	0	±1	1.1	±0.1
E1 – E4	99	±1	93	4	3	0	1	±2	1.1	±0.1
E5 – E9	100	±1	94	3	2	0	0	±1	1.1	±0.1
Officers	99	±1	97	2	1	0	0	±2	1.0	±0.1
O1 – O3	99	±1	96	3	1	0	0	±2	1.1	±0.1
O4 – O6	99	±1	97	2	1	0	0	±2	1.0	±0.1
Reserve Unit	99	±1	94	3	2	0	0	±1	1.1	±0.1
AGR/FTS/AR	100	±1	93	4	2	0	0	±2	1.1	±0.1
IMA	100	±1	98	1	1	0	0	±2	1.0	±0.1
Non-Hispanic White	100	±1	94	3	2	0	0	±1	1.1	±0.1
Total Minority	99	±1	94	3	3	0	0	±2	1.1	±0.1
ARNG	99	±1	93	4	2	0	1	±2	1.1	±0.1
Enlisted	99	±1	93	4	2	0	1	±2	1.1	±0.1
Officers	99	±1	95	4	1	0	0	±3	1.1	±0.1
USAR	99	±1	94	3	2	0	0	±2	1.1	±0.1
Enlisted	99	±1	93	3	3	0	0	±2	1.1	±0.1
Officers	100	±1	97	3	1	0	0	±3	1.1	±0.1
USNR	99	±1	95	3	1	0	1	±3	1.1	±0.1
Enlisted	99	±1	94	4	1	0	1	±4	1.1	±0.1
Officers	99	±1	98	1	0	0	0	±3	1.0	±0.1
USMCR	100	±1	91	4	4	0	1	±5	1.2	±0.1
Enlisted	100	±0	90	4	5	0	1	±5	1.2	±0.1
Officers	100	±1	98	1	0	0	1	±3	1.0	±0.1
ANG	100	±1	96	2	2	0	0	±2	1.1	±0.1
Enlisted	100	±1	95	3	2	0	0	±2	1.1	±0.1
Officers	99	±1	98	1	1	0	0	±3	1.0	±0.1
USAFR	99	±1	96	2	2	0	0	±3	1.1	±0.1
Enlisted	99	±1	96	2	2	0	0	±3	1.1	±0.1
Officers	99	±2	99	1	0	0	0	±3	1.0	±0.1
USCGR	100	±1	96	2	1	0	0	±2	1.1	±0.1
Enlisted	100	±1	96	2	1	0	0	±2	1.1	±0.1
E1 – E4	100	±1	95	2	2	0	0	±3	1.1	±0.1
E5 – E9	100	±1	97	3	1	0	0	±4	1.0	±0.1
Officers	100	±1	98	1	0	0	0	±2	1.0	±0.1
O1 – O3	99	±1	99	1	0	0	0	±2	1.0	±0.1
O4 – O6	100	±0	97	1	1	0	0	±3	1.0	±0.1
Females	100	±1	98	2	0	0	0	±2	1.0	±0.1
Enlisted	100	±1	98	2	0	0	1	±2	1.0	±0.1
Officers	100	±0	99	1	0	0	0	±3	1.0	±0.1
Males	100	±1	96	2	1	0	0	±2	1.1	±0.1
Enlisted	100	±1	96	2	1	0	0	±3	1.1	±0.1
Officers	100	±1	98	1	1	0	0	±2	1.0	±0.1

46. Workplace Hostility scale: Constructed from Q46a-i. Workplace Hostility can be defined as the degree to which people in the workplace act in an angry or hostile manner toward personnel.

	Percent Responding		Mean	Max ME	Workplace Hostility
TOTAL DOD	95	±1	1.5	±0.1	■
ARNG	95	±1	1.6	±0.1	■
USAR	96	±1	1.6	±0.1	■
USNR	95	±2	1.4	±0.1	■
USMCR	95	±3	1.5	±0.1	■
ANG	95	±2	1.5	±0.1	■
USAFR	94	±2	1.4	±0.1	■
Enlisted	95	±1	1.5	±0.1	■
E1 – E4	95	±1	1.5	±0.1	■
E1 – E3	96	±2	1.4	±0.1	■
E4	95	±2	1.6	±0.1	■
E5 – E9	95	±1	1.6	±0.1	■
E5 – E7	95	±1	1.6	±0.1	■
E8 – E9	95	±2	1.5	±0.1	■
Officers	95	±1	1.4	±0.1	■
O1 – O3	96	±2	1.4	±0.1	■
O4 – O6	95	±2	1.3	±0.1	■
W1 – W5	95	±3	1.5	±0.1	■
Reserve Unit	95	±1	1.5	±0.1	■
AGR/FTS/AR	95	±2	1.7	±0.1	■
IMA	94	±3	1.3	±0.1	■
Not Activated Past 12 Months	95	±1	1.5	±0.1	■
Activated Past 12 Months	95	±2	1.7	±0.1	■
Not Deployed Past 12 Months	95	±1	1.5	±0.1	■
Deployed Past 12 Months	96	±2	1.6	±0.1	■
Non-Hispanic White	96	±1	1.5	±0.1	■
Total Minority	94	±1	1.5	±0.1	■
Non-Hispanic Black	94	±2	1.5	±0.1	■
Hispanic	94	±2	1.5	±0.1	■
FEMALES	95	±1	1.6	±0.1	■
Enlisted	95	±1	1.6	±0.1	■
E1 – E4	95	±2	1.6	±0.1	■
E5 – E9	95	±1	1.7	±0.1	■
Officers	95	±2	1.5	±0.1	■
O1 – O3	95	±2	1.5	±0.1	■
O4 – O6	95	±2	1.5	±0.1	■
Reserve Unit	95	±1	1.6	±0.1	■
AGR/FTS/AR	95	±2	1.8	±0.1	■
IMA	92	±4	1.3	±0.1	■
Non-Hispanic White	96	±1	1.6	±0.1	■
Total Minority	94	±1	1.6	±0.1	■
ARNG	95	±2	1.7	±0.1	■
Enlisted	95	±2	1.7	±0.1	■
Officers	96	±3	1.6	±0.1	■
USAR	96	±2	1.7	±0.1	■
Enlisted	96	±2	1.7	±0.1	■
Officers	95	±3	1.5	±0.1	■

Note. Percent responding are Reserve members who answered the question. The scale ranges from 1 to 5. Higher scores indicate greater frequency of hostile workplace behaviors. The overall Cronbach's coefficient alpha = 0.90 (males = 0.90 and females = 0.91).

46. Continued	Percent Responding		Mean	Max ME	Workplace Hostility
USNR	96	±3	1.5	±0.1	
Enlisted	96	±3	1.5	±0.1	
Officers	95	±5	1.4	±0.1	
USMCR	94	±4	1.6	±0.2	
Enlisted	94	±5	1.6	±0.2	
Officers	97	±4	1.4	±0.2	
ANG	94	±2	1.5	±0.1	
Enlisted	94	±2	1.6	±0.1	
Officers	95	±3	1.5	±0.1	
USAFR	93	±2	1.5	±0.1	
Enlisted	93	±3	1.5	±0.1	
Officers	94	±3	1.4	±0.1	
MALES	95	±1	1.5	±0.1	
Enlisted	95	±1	1.5	±0.1	
E1 - E4	95	±2	1.5	±0.1	
E5 - E9	95	±1	1.5	±0.1	
Officers	95	±1	1.4	±0.1	
O1 - O3	96	±2	1.4	±0.1	
O4 - O6	95	±2	1.3	±0.1	
Reserve Unit	95	±1	1.5	±0.1	
AGR/FTS/AR	95	±2	1.7	±0.1	
IMA	95	±3	1.2	±0.1	
Non-Hispanic White	96	±1	1.5	±0.1	
Total Minority	94	±2	1.5	±0.1	
ARNG	95	±1	1.5	±0.1	
Enlisted	95	±1	1.6	±0.1	
Officers	95	±2	1.5	±0.1	
USAR	96	±2	1.5	±0.1	
Enlisted	95	±2	1.5	±0.1	
Officers	97	±2	1.4	±0.1	
USNR	95	±2	1.4	±0.1	
Enlisted	95	±3	1.5	±0.1	
Officers	95	±3	1.3	±0.1	
USMCR	95	±3	1.5	±0.1	
Enlisted	95	±3	1.6	±0.1	
Officers	95	±3	1.3	±0.1	
ANG	95	±2	1.4	±0.1	
Enlisted	95	±2	1.5	±0.1	
Officers	96	±3	1.3	±0.1	
USAFR	94	±2	1.3	±0.1	
Enlisted	94	±3	1.4	±0.1	
Officers	94	±3	1.2	±0.1	
USCGR	96	±2	1.3	±0.1	
Enlisted	97	±2	1.3	±0.1	
E1 - E4	98	±2	1.4	±0.1	
E5 - E9	96	±2	1.3	±0.1	
Officers	95	±2	1.3	±0.1	
O1 - O3	97	±2	1.3	±0.1	
O4 - O6	93	±3	1.2	±0.1	
Females	96	±2	1.4	±0.1	
Enlisted	97	±2	1.4	±0.1	
Officers	94	±3	1.2	±0.1	
Males	96	±2	1.3	±0.1	
Enlisted	97	±2	1.3	±0.1	
Officers	95	±2	1.3	±0.1	

47. How true or false is each of the following statements for you?

a. I am as healthy as anybody I know.

- 1. Definitely false
- 4. Definitely true

2. Mostly false

3. Mostly true

	Percent Responding		Percentages				Max ME	Degree of Truth		
			1	2	3	4				
TOTAL DOD	100	±1	3	7	53	37	±2	3.2	±0.1	
ARNG	100	±1	4	7	53	36	±2	3.2	±0.1	
USAR	100	±1	4	8	52	36	±3	3.2	±0.1	
USNR	100	±1	3	5	51	41	±4	3.3	±0.1	
USMCR	99	±1	3	8	44	46	±6	3.3	±0.1	
ANG	100	±1	2	6	55	37	±3	3.3	±0.1	
USAFR	100	±1	2	5	54	39	±4	3.3	±0.1	
Enlisted	100	±1	3	7	53	36	±2	3.2	±0.1	
E1 – E4	100	±1	4	7	51	39	±3	3.2	±0.1	
E1 – E3	100	±1	3	6	49	43	±4	3.3	±0.1	
E4	100	±1	4	8	52	36	±3	3.2	±0.1	
E5 – E9	100	±1	3	8	55	34	±2	3.2	±0.1	
E5 – E7	100	±1	3	8	55	34	±2	3.2	±0.1	
E8 – E9	99	±1	3	7	57	34	±4	3.2	±0.1	
Officers	100	±1	2	5	51	42	±2	3.3	±0.1	
O1 – O3	100	±1	2	4	53	41	±4	3.3	±0.1	
O4 – O6	100	±1	2	6	48	44	±3	3.3	±0.1	
W1 – W5	100	±1	2	5	56	37	±6	3.3	±0.1	
Reserve Unit	100	±1	3	7	52	37	±2	3.2	±0.1	
AGR/FTS/AR	99	±1	4	7	56	33	±3	3.2	±0.1	
IMA	100	±1	2	5	49	44	±5	3.3	±0.1	
Not Activated Past 12 Months	100	±1	3	7	52	37	±2	3.2	±0.1	
Activated Past 12 Months	100	±1	4	7	53	36	±3	3.2	±0.1	
Not Deployed Past 12 Months	100	±1	3	7	52	38	±2	3.2	±0.1	
Deployed Past 12 Months	100	±1	3	7	57	33	±4	3.2	±0.1	
Non-Hispanic White	100	±1	3	7	54	36	±2	3.2	±0.1	
Total Minority	99	±1	4	7	50	39	±2	3.2	±0.1	
Non-Hispanic Black	99	±1	4	7	51	39	±4	3.3	±0.1	
Hispanic	99	±1	4	6	48	43	±4	3.3	±0.1	
FEMALES	100	±1	3	7	52	39	±2	3.3	±0.1	
Enlisted	100	±1	3	7	53	37	±2	3.2	±0.1	
E1 – E4	100	±1	3	7	52	38	±3	3.3	±0.1	
E5 – E9	100	±1	3	7	54	36	±2	3.2	±0.1	
Officers	100	±1	2	4	45	49	±3	3.4	±0.1	
O1 – O3	100	±0	1	4	47	48	±4	3.4	±0.1	
O4 – O6	100	±1	2	5	44	49	±4	3.4	±0.1	
Reserve Unit	100	±1	3	7	52	39	±2	3.3	±0.1	
AGR/FTS/AR	100	±1	3	8	53	37	±4	3.2	±0.1	
IMA	100	±1	2	3	47	48	±6	3.4	±0.1	
Non-Hispanic White	100	±1	2	6	52	39	±2	3.3	±0.1	
Total Minority	99	±1	3	7	51	39	±3	3.3	±0.1	
ARNG	100	±1	3	7	53	38	±3	3.3	±0.1	
Enlisted	100	±1	3	7	54	36	±3	3.2	±0.1	
Officers	100	±0	1	2	45	52	±7	3.5	±0.1	
USAR	100	±1	4	8	49	39	±3	3.2	±0.1	
Enlisted	99	±1	4	9	49	38	±3	3.2	±0.1	
Officers	100	±0	2	7	47	44	±5	3.3	±0.1	

Note. Percent responding are Reserve members who answered the question.

2012 Workplace and Gender Relations Survey of Reserve Component Members

47a. Continued	Percent Responding		Percentages				Max ME	Degree of Truth		
			1	2	3	4				
USNR	100	±0	2	5	54	39	±5	3.3	±0.1	
Enlisted	100	±0	2	6	57	36	±6	3.3	±0.1	
Officers	100	±0	1	3	44	52	±6	3.5	±0.1	
USMCR	100	±0	2	7	41	50	±9	3.4	±0.2	
Enlisted	100	±0	2	8	42	48	±10	3.4	±0.2	
Officers	100	±0	3	1	37	58	±11	3.5	±0.2	
ANG	100	±1	2	5	55	38	±4	3.3	±0.1	
Enlisted	100	±1	2	5	56	37	±4	3.3	±0.1	
Officers	100	±0	1	3	48	48	±6	3.4	±0.1	
USAFR	99	±1	1	5	52	41	±4	3.3	±0.1	
Enlisted	99	±1	1	6	54	39	±5	3.3	±0.1	
Officers	100	±1	2	4	43	51	±6	3.4	±0.1	
MALES	100	±1	3	7	53	37	±2	3.2	±0.1	
Enlisted	100	±1	4	7	53	36	±2	3.2	±0.1	
E1 - E4	100	±1	4	7	50	39	±3	3.2	±0.1	
E5 - E9	100	±1	3	8	55	33	±2	3.2	±0.1	
Officers	100	±1	2	5	52	41	±3	3.3	±0.1	
O1 - O3	100	±1	2	5	54	39	±5	3.3	±0.1	
O4 - O6	100	±1	2	6	49	43	±4	3.3	±0.1	
Reserve Unit	100	±1	3	7	53	37	±2	3.2	±0.1	
AGR/FTS/AR	99	±1	4	7	57	32	±4	3.2	±0.1	
IMA	100	±0	2	6	49	42	±6	3.3	±0.1	
Non-Hispanic White	100	±1	3	7	54	35	±2	3.2	±0.1	
Total Minority	99	±1	4	7	50	40	±3	3.2	±0.1	
ARNG	100	±1	4	8	53	35	±3	3.2	±0.1	
Enlisted	100	±1	4	8	53	35	±3	3.2	±0.1	
Officers	100	±1	2	5	54	38	±5	3.3	±0.1	
USAR	100	±1	4	8	53	35	±3	3.2	±0.1	
Enlisted	99	±1	4	8	54	34	±4	3.2	±0.1	
Officers	100	±1	2	6	52	40	±5	3.3	±0.1	
USNR	99	±1	3	5	50	42	±5	3.3	±0.1	
Enlisted	99	±1	3	5	52	40	±6	3.3	±0.1	
Officers	99	±1	2	5	46	47	±6	3.4	±0.1	
USMCR	99	±2	3	8	44	46	±7	3.3	±0.1	
Enlisted	99	±2	3	8	43	45	±7	3.3	±0.1	
Officers	100	±1	2	4	48	46	±7	3.4	±0.1	
ANG	100	±1	2	6	55	37	±3	3.3	±0.1	
Enlisted	100	±1	2	6	55	37	±4	3.3	±0.1	
Officers	100	±0	1	6	54	39	±7	3.3	±0.1	
USAFR	100	±1	3	5	54	38	±5	3.3	±0.1	
Enlisted	100	±1	3	6	56	36	±5	3.2	±0.1	
Officers	100	±0	2	4	49	46	±7	3.4	±0.1	
USCGR	100	±1	1	5	55	39	±4	3.3	±0.1	
Enlisted	100	±1	1	5	55	39	±4	3.3	±0.1	
E1 - E4	100	±0	2	4	54	41	±6	3.3	±0.1	
E5 - E9	100	±1	0	5	56	38	±6	3.3	±0.1	
Officers	100	±1	1	3	55	40	±4	3.3	±0.1	
O1 - O3	100	±0	0	3	58	39	±5	3.4	±0.1	
O4 - O6	99	±1	2	4	53	42	±7	3.3	±0.1	
Females	100	±1	2	3	51	44	±4	3.4	±0.1	
Enlisted	100	±1	2	3	51	44	±5	3.4	±0.1	
Officers	100	±0	2	1	51	46	±6	3.4	±0.1	
Males	100	±1	1	5	56	38	±4	3.3	±0.1	
Enlisted	100	±0	1	5	56	38	±5	3.3	±0.1	
Officers	100	±1	1	4	56	38	±5	3.3	±0.1	

47. How true or false is each of the following statements for you?

b. I seem to get sick a little easier than other people.

- 1. Definitely false
- 4. Definitely true

2. Mostly false

3. Mostly true

	Percent Responding		Percentages				Max ME	Degree of Truth		
			1	2	3	4				
TOTAL DOD	99	±1	67	26	5	2	±2	1.4	±0.1	■
ARNG	99	±1	67	26	5	2	±2	1.4	±0.1	■
USAR	99	±1	66	26	6	2	±3	1.4	±0.1	■
USNR	100	±1	68	26	4	2	±4	1.4	±0.1	■
USMCR	100	±1	65	25	8	2	±6	1.5	±0.1	■
ANG	99	±1	70	26	4	1	±3	1.4	±0.1	■
USAFR	99	±1	68	28	3	1	±3	1.4	±0.1	■
Enlisted	99	±1	66	27	5	2	±2	1.4	±0.1	■
E1 – E4	99	±1	65	28	5	2	±2	1.5	±0.1	■
E1 – E3	99	±1	65	27	5	2	±4	1.4	±0.1	■
E4	99	±1	64	28	5	2	±3	1.5	±0.1	■
E5 – E9	99	±1	68	26	5	1	±2	1.4	±0.1	■
E5 – E7	99	±1	67	26	5	1	±2	1.4	±0.1	■
E8 – E9	98	±1	74	22	3	1	±4	1.3	±0.1	■
Officers	99	±1	72	23	4	1	±2	1.3	±0.1	■
O1 – O3	99	±1	70	24	4	1	±4	1.4	±0.1	■
O4 – O6	100	±1	72	22	5	1	±3	1.3	±0.1	■
W1 – W5	99	±2	75	22	3	1	±5	1.3	±0.1	■
Reserve Unit	99	±1	67	26	5	2	±2	1.4	±0.1	■
AGR/FTS/AR	99	±1	65	28	6	1	±3	1.4	±0.1	■
IMA	99	±1	66	29	4	1	±5	1.4	±0.1	■
Not Activated Past 12 Months	99	±1	67	26	5	1	±2	1.4	±0.1	■
Activated Past 12 Months	99	±1	67	26	5	2	±3	1.4	±0.1	■
Not Deployed Past 12 Months	99	±1	67	26	5	2	±2	1.4	±0.1	■
Deployed Past 12 Months	100	±1	67	26	5	2	±3	1.4	±0.1	■
Non-Hispanic White	99	±1	68	26	5	1	±2	1.4	±0.1	■
Total Minority	99	±1	67	26	6	2	±2	1.4	±0.1	■
Non-Hispanic Black	99	±1	71	22	5	2	±3	1.4	±0.1	■
Hispanic	99	±1	66	25	6	2	±3	1.4	±0.1	■
FEMALES	99	±1	59	30	8	2	±2	1.5	±0.1	■
Enlisted	99	±1	58	31	9	2	±2	1.5	±0.1	■
E1 – E4	99	±1	55	33	10	3	±3	1.6	±0.1	■
E5 – E9	99	±1	61	29	8	2	±2	1.5	±0.1	■
Officers	100	±1	66	26	6	1	±3	1.4	±0.1	■
O1 – O3	100	±1	64	28	6	1	±4	1.5	±0.1	■
O4 – O6	100	±1	70	24	5	2	±4	1.4	±0.1	■
Reserve Unit	99	±1	59	30	8	2	±2	1.5	±0.1	■
AGR/FTS/AR	100	±1	59	29	9	3	±4	1.6	±0.1	■
IMA	100	±1	63	30	6	1	±6	1.5	±0.1	■
Non-Hispanic White	99	±1	60	31	8	2	±2	1.5	±0.1	■
Total Minority	99	±1	59	29	9	2	±3	1.5	±0.1	■
ARNG	100	±1	58	30	10	2	±3	1.6	±0.1	■
Enlisted	100	±1	57	30	10	2	±3	1.6	±0.1	■
Officers	100	±0	66	29	5	0	±6	1.4	±0.1	■
USAR	99	±1	59	29	9	3	±3	1.6	±0.1	■
Enlisted	99	±1	58	30	10	3	±3	1.6	±0.1	■
Officers	99	±1	65	26	8	2	±5	1.5	±0.1	■

Note. Percent responding are Reserve members who answered the question.

2012 Workplace and Gender Relations Survey of Reserve Component Members

47b. Continued	Percent Responding		Percentages				Max ME	Degree of Truth		
			1	2	3	4				
USNR	99	±1	61	32	5	2	±5	1.5	±0.1	■
Enlisted	99	±2	59	34	5	2	±6	1.5	±0.1	■
Officers	100	±0	68	27	3	1	±6	1.4	±0.1	■
USMCR	100	±0	55	34	11	0	±8	1.6	±0.2	■
Enlisted	100	±0	53	35	12	0	±10	1.6	±0.2	■
Officers	100	±0	69	25	6	0	±11	1.4	±0.2	■
ANG	99	±1	61	31	7	2	±4	1.5	±0.1	■
Enlisted	99	±1	59	32	7	1	±4	1.5	±0.1	■
Officers	100	±1	69	24	4	2	±6	1.4	±0.1	■
USAFR	99	±1	63	30	4	3	±4	1.5	±0.1	■
Enlisted	99	±1	61	32	4	3	±5	1.5	±0.1	■
Officers	100	±0	68	24	6	1	±5	1.4	±0.1	■
MALES	99	±1	69	25	4	1	±2	1.4	±0.1	■
Enlisted	99	±1	68	26	4	2	±2	1.4	±0.1	■
E1 - E4	99	±1	67	27	4	2	±3	1.4	±0.1	■
E5 - E9	99	±1	69	25	5	1	±2	1.4	±0.1	■
Officers	99	±1	73	22	4	1	±3	1.3	±0.1	■
O1 - O3	99	±1	72	23	4	1	±4	1.3	±0.1	■
O4 - O6	100	±1	73	22	5	1	±3	1.3	±0.1	■
Reserve Unit	99	±1	69	25	4	1	±2	1.4	±0.1	■
AGR/FTS/AR	99	±1	67	28	5	1	±4	1.4	±0.1	■
IMA	99	±1	67	28	4	0	±6	1.4	±0.1	■
Non-Hispanic White	99	±1	69	26	4	1	±2	1.4	±0.1	■
Total Minority	99	±1	69	25	5	2	±3	1.4	±0.1	■
ARNG	99	±1	69	25	4	2	±3	1.4	±0.1	■
Enlisted	99	±1	68	26	5	2	±3	1.4	±0.1	■
Officers	99	±1	75	20	4	1	±5	1.3	±0.1	■
USAR	99	±1	67	26	5	2	±3	1.4	±0.1	■
Enlisted	99	±1	67	26	5	2	±4	1.4	±0.1	■
Officers	100	±1	70	24	5	1	±5	1.4	±0.1	■
USNR	100	±1	70	25	3	2	±5	1.4	±0.1	■
Enlisted	100	±1	70	25	3	2	±6	1.4	±0.1	■
Officers	99	±1	70	23	4	2	±6	1.4	±0.1	■
USMCR	100	±1	66	24	8	2	±6	1.5	±0.1	■
Enlisted	100	±1	65	24	8	2	±7	1.5	±0.1	■
Officers	98	±2	71	24	4	1	±8	1.4	±0.1	■
ANG	99	±1	72	25	3	0	±3	1.3	±0.1	■
Enlisted	99	±1	70	26	3	1	±4	1.3	±0.1	■
Officers	100	±1	78	20	2	0	±6	1.2	±0.1	■
USAFR	99	±1	70	27	3	1	±4	1.3	±0.1	■
Enlisted	99	±1	70	27	3	1	±5	1.3	±0.1	■
Officers	100	±1	70	27	3	0	±7	1.3	±0.1	■
USCGR	99	±1	70	26	3	1	±4	1.3	±0.1	■
Enlisted	99	±1	71	25	3	1	±4	1.3	±0.1	■
E1 - E4	100	±1	69	27	4	1	±5	1.4	±0.1	■
E5 - E9	99	±1	73	24	3	1	±6	1.3	±0.1	■
Officers	99	±1	65	30	4	1	±4	1.4	±0.1	■
O1 - O3	99	±2	69	27	4	0	±5	1.4	±0.1	■
O4 - O6	99	±2	61	33	5	1	±6	1.5	±0.1	■
Females	98	±2	61	33	5	1	±4	1.4	±0.1	■
Enlisted	98	±2	62	33	5	1	±5	1.4	±0.1	■
Officers	99	±1	59	36	5	1	±6	1.5	±0.1	■
Males	100	±1	72	24	3	1	±4	1.3	±0.1	■
Enlisted	100	±1	73	24	3	1	±5	1.3	±0.1	■
Officers	99	±1	67	28	4	1	±4	1.4	±0.1	■

47. How true or false is each of the following statements for you?

c. I expect my health to get worse.

- 1. Definitely false
- 4. Definitely true

2. Mostly false

3. Mostly true

	Percent Responding		Percentages				Max ME	Degree of Truth		
			1	2	3	4				
TOTAL DOD	99	±1	67	24	7	2	±2	1.4	±0.1	■
ARNG	99	±1	65	26	8	2	±2	1.5	±0.1	■
USAR	99	±1	67	23	8	2	±3	1.4	±0.1	■
USNR	99	±1	67	24	7	2	±4	1.4	±0.1	■
USMCR	99	±2	65	23	10	2	±6	1.5	±0.1	■
ANG	100	±1	71	23	5	1	±3	1.4	±0.1	■
USAFR	100	±1	70	24	5	1	±3	1.4	±0.1	■
Enlisted	99	±1	67	24	7	2	±2	1.4	±0.1	■
E1 – E4	99	±1	72	22	4	2	±2	1.4	±0.1	■
E1 – E3	99	±1	75	21	3	1	±4	1.3	±0.1	■
E4	99	±1	70	23	5	3	±3	1.4	±0.1	■
E5 – E9	99	±1	63	26	9	2	±2	1.5	±0.1	■
E5 – E7	99	±1	64	25	9	2	±2	1.5	±0.1	■
E8 – E9	99	±1	59	29	10	2	±4	1.5	±0.1	■
Officers	99	±1	63	27	9	1	±2	1.5	±0.1	■
O1 – O3	100	±1	66	26	7	1	±4	1.4	±0.1	■
O4 – O6	99	±1	61	27	10	2	±3	1.5	±0.1	■
W1 – W5	100	±1	61	27	10	1	±6	1.5	±0.1	■
Reserve Unit	99	±1	67	24	7	2	±2	1.4	±0.1	■
AGR/FTS/AR	99	±1	62	25	11	2	±3	1.5	±0.1	■
IMA	99	±1	59	28	11	1	±5	1.6	±0.1	■
Not Activated Past 12 Months	99	±1	68	24	7	2	±2	1.4	±0.1	■
Activated Past 12 Months	100	±1	63	27	8	2	±3	1.5	±0.1	■
Not Deployed Past 12 Months	99	±1	68	23	7	2	±2	1.4	±0.1	■
Deployed Past 12 Months	99	±1	59	30	9	2	±4	1.5	±0.1	■
Non-Hispanic White	99	±1	64	26	8	2	±2	1.5	±0.1	■
Total Minority	99	±1	71	21	6	2	±2	1.4	±0.1	■
Non-Hispanic Black	99	±1	75	18	5	2	±3	1.3	±0.1	■
Hispanic	99	±1	71	20	6	2	±3	1.4	±0.1	■
FEMALES	99	±1	72	22	6	1	±2	1.4	±0.1	■
Enlisted	99	±1	72	21	5	1	±2	1.4	±0.1	■
E1 – E4	99	±1	74	21	4	1	±3	1.3	±0.1	■
E5 – E9	99	±1	70	21	7	1	±2	1.4	±0.1	■
Officers	100	±1	71	22	6	1	±3	1.4	±0.1	■
O1 – O3	100	±0	74	22	3	1	±4	1.3	±0.1	■
O4 – O6	100	±1	69	21	9	1	±4	1.4	±0.1	■
Reserve Unit	99	±1	73	21	5	1	±2	1.3	±0.1	■
AGR/FTS/AR	99	±1	65	24	9	1	±4	1.5	±0.1	■
IMA	100	±1	69	24	6	1	±6	1.4	±0.1	■
Non-Hispanic White	99	±1	69	24	6	1	±2	1.4	±0.1	■
Total Minority	99	±1	75	19	5	1	±2	1.3	±0.1	■
ARNG	99	±1	72	22	5	1	±3	1.4	±0.1	■
Enlisted	99	±1	72	22	5	1	±3	1.4	±0.1	■
Officers	100	±0	72	23	5	1	±6	1.3	±0.1	■
USAR	99	±1	70	21	7	1	±3	1.4	±0.1	■
Enlisted	99	±1	70	21	7	2	±3	1.4	±0.1	■
Officers	100	±1	69	23	7	1	±6	1.4	±0.1	■

Note. Percent responding are Reserve members who answered the question.

2012 Workplace and Gender Relations Survey of Reserve Component Members

47c. Continued	Percent Responding		Percentages				Max ME	Degree of Truth		
			1	2	3	4				
USNR	99	±2	71	24	5	1	±5	1.3	±0.1	■
Enlisted	99	±2	71	24	5	1	±6	1.4	±0.1	■
Officers	100	±1	73	22	4	1	±5	1.3	±0.1	■
USMCR	100	±1	67	26	6	0	±8	1.4	±0.1	■
Enlisted	100	±0	67	27	6	0	±10	1.4	±0.2	■
Officers	99	±3	67	23	8	1	±11	1.4	±0.2	■
ANG	99	±1	75	19	5	1	±3	1.3	±0.1	■
Enlisted	99	±1	75	19	5	1	±4	1.3	±0.1	■
Officers	100	±0	74	20	5	1	±5	1.3	±0.1	■
USAFR	99	±1	74	21	4	1	±4	1.3	±0.1	■
Enlisted	99	±1	74	21	4	1	±4	1.3	±0.1	■
Officers	100	±1	72	21	6	1	±5	1.4	±0.1	■
MALES	99	±1	65	25	8	2	±2	1.5	±0.1	■
Enlisted	99	±1	66	25	7	2	±2	1.5	±0.1	■
E1 - E4	99	±1	71	22	4	2	±3	1.4	±0.1	■
E5 - E9	99	±1	62	26	10	2	±2	1.5	±0.1	■
Officers	99	±1	61	28	9	1	±3	1.5	±0.1	■
O1 - O3	99	±1	64	27	8	1	±4	1.5	±0.1	■
O4 - O6	99	±1	59	28	11	2	±4	1.6	±0.1	■
Reserve Unit	99	±1	66	25	7	2	±2	1.4	±0.1	■
AGR/FTS/AR	100	±1	61	25	12	2	±4	1.5	±0.1	■
IMA	99	±2	57	29	13	2	±6	1.6	±0.1	■
Non-Hispanic White	99	±1	64	27	8	2	±2	1.5	±0.1	■
Total Minority	99	±1	69	22	7	2	±3	1.4	±0.1	■
ARNG	99	±1	63	26	8	2	±3	1.5	±0.1	■
Enlisted	99	±1	64	26	8	3	±3	1.5	±0.1	■
Officers	100	±1	62	27	11	1	±5	1.5	±0.1	■
USAR	99	±1	66	24	8	2	±3	1.5	±0.1	■
Enlisted	99	±1	68	23	7	2	±4	1.4	±0.1	■
Officers	99	±1	59	28	10	3	±5	1.6	±0.1	■
USNR	99	±1	66	24	7	2	±5	1.5	±0.1	■
Enlisted	99	±2	68	23	7	2	±6	1.4	±0.1	■
Officers	99	±2	58	30	10	2	±6	1.6	±0.1	■
USMCR	99	±2	65	23	10	2	±6	1.5	±0.1	■
Enlisted	98	±2	65	22	10	2	±7	1.5	±0.2	■
Officers	100	±0	61	28	10	2	±7	1.5	±0.1	■
ANG	100	±1	70	24	5	1	±3	1.4	±0.1	■
Enlisted	100	±1	70	23	6	1	±3	1.4	±0.1	■
Officers	100	±1	67	29	5	0	±7	1.4	±0.1	■
USAFR	100	±1	69	25	6	1	±4	1.4	±0.1	■
Enlisted	100	±1	70	24	5	0	±5	1.4	±0.1	■
Officers	100	±1	64	27	8	1	±7	1.5	±0.1	■
USCGR	100	±1	72	23	4	1	±4	1.3	±0.1	■
Enlisted	100	±1	74	22	3	1	±4	1.3	±0.1	■
E1 - E4	100	±0	77	20	1	1	±5	1.3	±0.1	■
E5 - E9	100	±1	72	23	5	1	±6	1.3	±0.1	■
Officers	99	±1	60	31	8	1	±4	1.5	±0.1	■
O1 - O3	99	±1	66	25	8	1	±5	1.4	±0.1	■
O4 - O6	99	±2	52	40	7	1	±7	1.6	±0.1	■
Females	100	±1	74	24	2	0	±4	1.3	±0.1	■
Enlisted	100	±1	78	21	1	0	±4	1.2	±0.1	■
Officers	100	±0	61	33	5	2	±6	1.5	±0.1	■
Males	100	±1	71	23	5	1	±4	1.4	±0.1	■
Enlisted	100	±1	74	22	4	1	±5	1.3	±0.1	■
Officers	99	±1	59	31	9	1	±5	1.5	±0.1	■

47. How true or false is each of the following statements for you?

d. My health is excellent.

1. Definitely false
4. Definitely true

2. Mostly false

3. Mostly true

	Percent Responding		Percentages				Max ME	Degree of Truth		
			1	2	3	4				
TOTAL DOD	100	±1	4	7	53	36	±2	3.2	±0.1	
ARNG	100	±1	5	7	53	35	±2	3.2	±0.1	
USAR	100	±1	5	9	52	34	±3	3.2	±0.1	
USNR	99	±1	3	5	50	42	±4	3.3	±0.1	
USMCR	100	±1	3	8	45	44	±6	3.3	±0.1	
ANG	100	±1	2	5	56	37	±3	3.3	±0.1	
USAFR	100	±1	2	5	55	38	±4	3.3	±0.1	
Enlisted	100	±1	4	7	53	35	±2	3.2	±0.1	
E1 – E4	100	±1	4	6	51	39	±3	3.3	±0.1	
E1 – E3	100	±1	3	5	48	44	±4	3.3	±0.1	
E4	100	±1	5	6	52	37	±3	3.2	±0.1	
E5 – E9	100	±1	4	9	55	31	±2	3.1	±0.1	
E5 – E7	100	±1	4	9	55	31	±2	3.1	±0.1	
E8 – E9	100	±1	4	7	56	32	±4	3.2	±0.1	
Officers	100	±1	2	5	51	42	±3	3.3	±0.1	
O1 – O3	100	±1	2	5	52	41	±4	3.3	±0.1	
O4 – O6	100	±1	2	5	49	44	±3	3.3	±0.1	
W1 – W5	100	±1	2	8	53	38	±6	3.3	±0.1	
Reserve Unit	100	±1	4	7	53	37	±2	3.2	±0.1	
AGR/FTS/AR	99	±1	5	8	54	33	±3	3.1	±0.1	
IMA	100	±1	2	5	50	43	±5	3.3	±0.1	
Not Activated Past 12 Months	100	±1	4	7	53	36	±2	3.2	±0.1	
Activated Past 12 Months	100	±1	4	7	52	36	±3	3.2	±0.1	
Not Deployed Past 12 Months	100	±1	4	7	52	37	±2	3.2	±0.1	
Deployed Past 12 Months	99	±1	5	7	55	33	±4	3.2	±0.1	
Non-Hispanic White	100	±1	4	7	54	35	±2	3.2	±0.1	
Total Minority	100	±1	5	8	49	39	±2	3.2	±0.1	
Non-Hispanic Black	100	±1	6	6	51	37	±4	3.2	±0.1	
Hispanic	100	±1	3	8	47	42	±4	3.3	±0.1	
FEMALES	100	±1	3	7	53	36	±2	3.2	±0.1	
Enlisted	100	±1	4	8	54	35	±2	3.2	±0.1	
E1 – E4	100	±1	3	7	52	38	±3	3.2	±0.1	
E5 – E9	100	±1	5	8	55	32	±2	3.1	±0.1	
Officers	100	±1	2	5	48	46	±3	3.4	±0.1	
O1 – O3	99	±1	1	4	50	44	±4	3.4	±0.1	
O4 – O6	100	±1	2	5	45	48	±4	3.4	±0.1	
Reserve Unit	100	±1	3	7	53	37	±2	3.2	±0.1	
AGR/FTS/AR	100	±1	6	8	54	32	±4	3.1	±0.1	
IMA	98	±3	2	4	48	45	±6	3.4	±0.1	
Non-Hispanic White	100	±1	3	7	54	36	±2	3.2	±0.1	
Total Minority	100	±1	4	8	51	37	±3	3.2	±0.1	
ARNG	100	±1	4	6	54	36	±3	3.2	±0.1	
Enlisted	100	±1	4	7	54	35	±3	3.2	±0.1	
Officers	100	±1	1	4	48	47	±7	3.4	±0.1	
USAR	100	±1	5	10	50	36	±3	3.2	±0.1	
Enlisted	100	±1	5	10	50	35	±3	3.1	±0.1	
Officers	100	±1	3	7	52	39	±5	3.3	±0.1	

Note. Percent responding are Reserve members who answered the question.

2012 Workplace and Gender Relations Survey of Reserve Component Members

47d. Continued	Percent Responding		Percentages				Max ME	Degree of Truth		
			1	2	3	4				
USNR	100	±1	3	5	58	34	±5	3.2	±0.1	
Enlisted	100	±0	3	6	60	31	±6	3.2	±0.1	
Officers	100	±1	1	3	48	48	±6	3.4	±0.1	
USMCR	100	±0	0	7	50	43	±8	3.4	±0.1	
Enlisted	100	±0	0	7	53	40	±10	3.3	±0.2	
Officers	100	±0	1	6	29	64	±11	3.6	±0.2	
ANG	100	±1	2	5	56	36	±4	3.3	±0.1	
Enlisted	100	±1	2	6	58	34	±4	3.2	±0.1	
Officers	100	±1	1	3	47	48	±6	3.4	±0.1	
USAFR	99	±1	2	7	51	40	±4	3.3	±0.1	
Enlisted	99	±1	2	8	54	37	±5	3.2	±0.1	
Officers	100	±1	2	3	42	54	±5	3.5	±0.1	
MALES	100	±1	4	7	53	36	±2	3.2	±0.1	
Enlisted	100	±1	4	7	53	35	±2	3.2	±0.1	
E1 - E4	100	±1	5	5	50	40	±3	3.3	±0.1	
E5 - E9	100	±1	4	9	55	31	±2	3.1	±0.1	
Officers	100	±1	2	5	51	42	±3	3.3	±0.1	
O1 - O3	100	±1	2	5	52	41	±5	3.3	±0.1	
O4 - O6	100	±1	2	5	50	43	±4	3.3	±0.1	
Reserve Unit	100	±1	4	7	53	36	±2	3.2	±0.1	
AGR/FTS/AR	99	±1	5	8	55	33	±4	3.2	±0.1	
IMA	100	±0	2	5	51	42	±6	3.3	±0.1	
Non-Hispanic White	100	±1	4	7	55	35	±2	3.2	±0.1	
Total Minority	100	±1	5	7	49	39	±3	3.2	±0.1	
ARNG	100	±1	5	7	53	35	±3	3.2	±0.1	
Enlisted	100	±1	5	8	53	34	±3	3.2	±0.1	
Officers	100	±1	2	6	53	39	±5	3.3	±0.1	
USAR	100	±1	5	9	52	34	±3	3.2	±0.1	
Enlisted	100	±1	5	9	53	33	±4	3.1	±0.1	
Officers	100	±0	3	7	50	39	±5	3.3	±0.1	
USNR	99	±2	3	6	48	44	±5	3.3	±0.1	
Enlisted	99	±2	3	6	49	42	±6	3.3	±0.1	
Officers	99	±2	1	3	47	49	±6	3.4	±0.1	
USMCR	100	±1	3	8	45	44	±7	3.3	±0.1	
Enlisted	100	±1	3	8	44	44	±7	3.3	±0.1	
Officers	100	±0	1	3	47	49	±8	3.4	±0.1	
ANG	100	±1	2	5	56	37	±4	3.3	±0.1	
Enlisted	100	±1	2	5	57	36	±4	3.3	±0.1	
Officers	100	±0	1	2	54	43	±7	3.4	±0.1	
USAFR	100	±1	2	5	56	38	±5	3.3	±0.1	
Enlisted	100	±1	2	5	57	36	±5	3.3	±0.1	
Officers	100	±0	1	5	49	45	±7	3.4	±0.1	
USCGR	100	±1	1	2	59	37	±4	3.3	±0.1	
Enlisted	100	±1	1	2	60	37	±4	3.3	±0.1	
E1 - E4	100	±1	3	2	54	41	±6	3.3	±0.1	
E5 - E9	100	±1	0	2	64	34	±6	3.3	±0.1	
Officers	100	±1	2	3	55	40	±4	3.3	±0.1	
O1 - O3	100	±0	1	2	52	45	±5	3.4	±0.1	
O4 - O6	100	±0	1	5	56	38	±7	3.3	±0.1	
Females	100	±1	0	2	57	41	±4	3.4	±0.1	
Enlisted	100	±1	0	2	58	41	±5	3.4	±0.1	
Officers	100	±0	1	1	56	42	±6	3.4	±0.1	
Males	100	±1	2	2	59	37	±4	3.3	±0.1	
Enlisted	100	±1	2	2	60	36	±5	3.3	±0.1	
Officers	100	±1	2	4	54	40	±5	3.3	±0.1	

47. General Health scale: Constructed from Q47a-d. The General Health scale is designed to provide a self-assessment of overall physical well-being.

	Percent Responding		Mean	Max ME	General Health
TOTAL DOD	98	±1	3.4	±0.1	
ARNG	99	±1	3.4	±0.1	
USAR	98	±1	3.4	±0.1	
USNR	98	±2	3.4	±0.1	
USMCR	98	±2	3.4	±0.1	
ANG	99	±1	3.5	±0.1	
USAFR	99	±1	3.5	±0.1	
Enlisted	98	±1	3.4	±0.1	
E1 – E4	98	±1	3.4	±0.1	
E1 – E3	98	±1	3.5	±0.1	
E4	98	±1	3.4	±0.1	
E5 – E9	98	±1	3.4	±0.1	
E5 – E7	98	±1	3.4	±0.1	
E8 – E9	98	±2	3.4	±0.1	
Officers	99	±1	3.5	±0.1	
O1 – O3	99	±1	3.5	±0.1	
O4 – O6	99	±1	3.5	±0.1	
W1 – W5	98	±2	3.4	±0.1	
Reserve Unit	98	±1	3.4	±0.1	
AGR/FTS/AR	98	±1	3.3	±0.1	
IMA	98	±2	3.4	±0.1	
Not Activated Past 12 Months	98	±1	3.4	±0.1	
Activated Past 12 Months	99	±1	3.4	±0.1	
Not Deployed Past 12 Months	98	±1	3.4	±0.1	
Deployed Past 12 Months	99	±1	3.4	±0.1	
Non-Hispanic White	99	±1	3.4	±0.1	
Total Minority	98	±1	3.4	±0.1	
Non-Hispanic Black	98	±1	3.4	±0.1	
Hispanic	98	±1	3.4	±0.1	
FEMALES	98	±1	3.4	±0.1	
Enlisted	98	±1	3.4	±0.1	
E1 – E4	98	±1	3.4	±0.1	
E5 – E9	98	±1	3.4	±0.1	
Officers	99	±1	3.5	±0.1	
O1 – O3	99	±1	3.5	±0.1	
O4 – O6	99	±1	3.5	±0.1	
Reserve Unit	99	±1	3.4	±0.1	
AGR/FTS/AR	98	±2	3.3	±0.1	
IMA	97	±3	3.5	±0.1	
Non-Hispanic White	99	±1	3.4	±0.1	
Total Minority	98	±1	3.4	±0.1	
ARNG	99	±1	3.4	±0.1	
Enlisted	99	±1	3.4	±0.1	
Officers	100	±1	3.5	±0.1	
USAR	98	±1	3.4	±0.1	
Enlisted	98	±1	3.3	±0.1	
Officers	99	±1	3.4	±0.1	

Note. Percent responding are Reserve members who answered the question. The scale ranges from 1 to 4. Higher scores indicate more positive perceptions of health. The overall Cronbach's coefficient alpha = 0.78 (males = 0.78 and females = 0.78).

47. Continued	Percent Responding		Mean	Max ME	General Health
USNR	98	±2	3.4	±0.1	
Enlisted	98	±2	3.4	±0.1	
Officers	99	±1	3.6	±0.1	
USMCR	100	±1	3.4	±0.1	
Enlisted	100	±0	3.4	±0.1	
Officers	99	±3	3.6	±0.2	
ANG	98	±1	3.4	±0.1	
Enlisted	98	±2	3.4	±0.1	
Officers	99	±1	3.5	±0.1	
USAFR	98	±2	3.5	±0.1	
Enlisted	97	±2	3.4	±0.1	
Officers	99	±1	3.5	±0.1	
MALES	98	±1	3.4	±0.1	
Enlisted	98	±1	3.4	±0.1	
E1 - E4	98	±1	3.4	±0.1	
E5 - E9	98	±1	3.4	±0.1	
Officers	99	±1	3.4	±0.1	
O1 - O3	98	±2	3.5	±0.1	
O4 - O6	99	±1	3.4	±0.1	
Reserve Unit	98	±1	3.4	±0.1	
AGR/FTS/AR	98	±2	3.3	±0.1	
IMA	98	±2	3.4	±0.1	
Non-Hispanic White	98	±1	3.4	±0.1	
Total Minority	98	±1	3.4	±0.1	
ARNG	99	±1	3.4	±0.1	
Enlisted	99	±1	3.4	±0.1	
Officers	98	±2	3.4	±0.1	
USAR	98	±1	3.4	±0.1	
Enlisted	98	±2	3.4	±0.1	
Officers	99	±1	3.4	±0.1	
USNR	97	±2	3.5	±0.1	
Enlisted	98	±2	3.4	±0.1	
Officers	97	±2	3.5	±0.1	
USMCR	97	±2	3.4	±0.1	
Enlisted	97	±3	3.4	±0.1	
Officers	98	±2	3.5	±0.1	
ANG	99	±1	3.5	±0.1	
Enlisted	98	±1	3.5	±0.1	
Officers	99	±1	3.5	±0.1	
USAFR	99	±1	3.5	±0.1	
Enlisted	99	±1	3.5	±0.1	
Officers	99	±1	3.5	±0.1	
USCGR	99	±1	3.5	±0.1	
Enlisted	99	±1	3.5	±0.1	
E1 - E4	99	±1	3.5	±0.1	
E5 - E9	99	±1	3.5	±0.1	
Officers	98	±2	3.4	±0.1	
O1 - O3	98	±2	3.5	±0.1	
O4 - O6	98	±2	3.4	±0.1	
Females	98	±2	3.5	±0.1	
Enlisted	98	±2	3.5	±0.1	
Officers	99	±1	3.5	±0.1	
Males	99	±1	3.5	±0.1	
Enlisted	99	±1	3.5	±0.1	
Officers	97	±2	3.4	±0.1	

48. Overall, how would you rate the current level of stress in your...

a. Military life?

1. Much less than usual
4. More than usual

2. Less than usual
5. Much more than usual

3. About the same as usual

	Percent Responding		Percentages					Max ME	Average Level of Stress		
			1	2	3	4	5				
TOTAL DOD	100	±1	11	15	46	20	8	±2	3.0	±0.1	
ARNG	100	±1	10	15	46	20	8	±2	3.0	±0.1	
USAR	100	±1	13	16	43	19	9	±3	2.9	±0.1	
USNR	100	±1	10	16	46	21	7	±4	3.0	±0.1	
USMCR	100	±0	8	13	50	20	9	±6	3.1	±0.2	
ANG	100	±1	8	15	48	21	8	±3	3.1	±0.1	
USAFR	100	±1	10	13	50	21	7	±4	3.0	±0.1	
Enlisted	100	±1	11	15	46	19	8	±2	3.0	±0.1	
E1 – E4	100	±1	14	18	45	15	7	±3	2.8	±0.1	
E1 – E3	100	±1	16	19	44	16	6	±4	2.8	±0.1	
E4	100	±1	13	17	46	15	8	±3	2.9	±0.1	
E5 – E9	100	±1	9	13	46	23	9	±2	3.1	±0.1	
E5 – E7	100	±1	9	14	46	22	9	±2	3.1	±0.1	
E8 – E9	99	±1	7	10	46	28	10	±4	3.2	±0.1	
Officers	100	±1	6	12	48	25	8	±2	3.2	±0.1	
O1 – O3	100	±1	7	14	48	24	7	±4	3.1	±0.1	
O4 – O6	100	±1	6	11	48	26	9	±3	3.2	±0.1	
W1 – W5	100	±1	5	12	50	22	11	±6	3.2	±0.2	
Reserve Unit	100	±1	11	16	46	19	8	±2	3.0	±0.1	
AGR/FTS/AR	100	±1	6	9	42	30	14	±3	3.4	±0.1	
IMA	100	±1	7	14	59	15	5	±5	3.0	±0.1	
Not Activated Past 12 Months	100	±1	11	15	47	20	8	±2	3.0	±0.1	
Activated Past 12 Months	100	±1	10	14	44	22	10	±3	3.1	±0.1	
Not Deployed Past 12 Months	100	±1	11	15	46	20	8	±2	3.0	±0.1	
Deployed Past 12 Months	100	±1	9	12	49	22	8	±4	3.1	±0.1	
Non-Hispanic White	100	±1	8	14	48	22	8	±2	3.1	±0.1	
Total Minority	100	±1	16	17	43	17	8	±2	2.8	±0.1	
Non-Hispanic Black	100	±1	18	18	40	16	8	±4	2.8	±0.1	
Hispanic	99	±1	17	15	44	15	8	±4	2.8	±0.1	
FEMALES	100	±1	11	12	44	22	10	±2	3.1	±0.1	
Enlisted	100	±1	12	13	44	21	10	±2	3.1	±0.1	
E1 – E4	100	±1	15	13	44	18	9	±3	2.9	±0.1	
E5 – E9	99	±1	9	12	44	24	11	±2	3.2	±0.1	
Officers	100	±1	7	10	46	26	11	±3	3.2	±0.1	
O1 – O3	100	±1	7	11	45	25	11	±5	3.2	±0.1	
O4 – O6	100	±1	6	10	47	26	11	±4	3.3	±0.1	
Reserve Unit	100	±1	12	13	45	21	10	±2	3.0	±0.1	
AGR/FTS/AR	99	±1	7	8	39	29	17	±4	3.4	±0.1	
IMA	100	±1	7	15	55	17	7	±6	3.0	±0.2	
Non-Hispanic White	100	±1	8	10	48	23	11	±2	3.2	±0.1	
Total Minority	99	±1	15	15	40	20	10	±3	3.0	±0.1	
ARNG	99	±1	11	12	44	22	11	±3	3.1	±0.1	
Enlisted	99	±1	12	12	44	21	11	±3	3.1	±0.1	
Officers	100	±0	6	10	43	29	12	±7	3.3	±0.2	
USAR	100	±1	13	13	41	20	12	±3	3.1	±0.1	
Enlisted	100	±1	14	13	40	20	12	±3	3.0	±0.1	
Officers	99	±1	9	12	45	22	12	±6	3.2	±0.2	

Note. Percent responding are Reserve members who answered the question.

2012 Workplace and Gender Relations Survey of Reserve Component Members

48a. Continued	Percent Responding		Percentages					Max ME	Average Level of Stress		
			1	2	3	4	5				
USNR	100	±0	11	11	45	24	9	±5	3.1	±0.2	
Enlisted	100	±0	13	10	44	23	9	±6	3.1	±0.2	
Officers	100	±0	6	12	49	28	5	±6	3.2	±0.1	
USMCR	100	±0	9	12	47	21	12	±8	3.1	±0.2	
Enlisted	100	±0	9	10	47	20	13	±10	3.2	±0.2	
Officers	100	±0	7	19	46	22	6	±11	3.0	±0.3	
ANG	100	±1	8	13	48	22	9	±4	3.1	±0.1	
Enlisted	100	±1	9	14	49	20	8	±4	3.1	±0.1	
Officers	100	±0	2	7	44	33	14	±6	3.5	±0.1	
USAFR	100	±1	10	11	49	23	7	±4	3.1	±0.1	
Enlisted	100	±1	11	12	48	23	6	±5	3.0	±0.1	
Officers	100	±1	6	8	52	24	10	±5	3.2	±0.1	
MALES	100	±1	10	16	46	20	8	±2	3.0	±0.1	
Enlisted	100	±1	11	16	46	19	8	±2	3.0	±0.1	
E1 - E4	100	±1	14	19	45	15	7	±3	2.8	±0.1	
E5 - E9	100	±1	9	14	47	22	8	±2	3.1	±0.1	
Officers	100	±1	6	13	49	25	8	±3	3.2	±0.1	
O1 - O3	100	±0	6	14	49	24	6	±5	3.1	±0.1	
O4 - O6	100	±0	5	12	48	26	8	±4	3.2	±0.1	
Reserve Unit	100	±1	11	16	47	19	7	±2	3.0	±0.1	
AGR/FTS/AR	100	±1	6	9	42	30	13	±4	3.3	±0.1	
IMA	100	±0	7	13	60	15	5	±6	3.0	±0.2	
Non-Hispanic White	100	±1	8	15	48	22	8	±2	3.1	±0.1	
Total Minority	100	±1	16	17	43	16	8	±3	2.8	±0.1	
ARNG	100	±1	10	16	47	20	8	±3	3.0	±0.1	
Enlisted	100	±1	11	16	46	19	8	±3	3.0	±0.1	
Officers	100	±0	4	14	47	27	8	±5	3.2	±0.1	
USAR	100	±1	14	16	43	19	8	±3	2.9	±0.1	
Enlisted	100	±1	14	17	42	18	8	±4	2.9	±0.1	
Officers	100	±1	9	13	47	23	8	±5	3.1	±0.1	
USNR	100	±1	10	17	46	20	7	±5	3.0	±0.1	
Enlisted	100	±1	12	18	43	20	7	±6	2.9	±0.2	
Officers	100	±0	3	14	56	21	7	±6	3.2	±0.1	
USMCR	100	±0	8	13	50	20	9	±7	3.1	±0.2	
Enlisted	100	±0	8	13	50	20	9	±7	3.1	±0.2	
Officers	100	±0	9	15	54	16	6	±11	2.9	±0.2	
ANG	100	±1	8	15	48	21	8	±4	3.1	±0.1	
Enlisted	100	±1	8	16	48	20	8	±4	3.0	±0.1	
Officers	100	±0	7	10	49	28	6	±7	3.2	±0.2	
USAFR	100	±0	10	13	50	21	6	±4	3.0	±0.1	
Enlisted	100	±0	12	14	50	18	5	±5	2.9	±0.1	
Officers	100	±0	2	9	49	28	11	±7	3.4	±0.2	
USCGR	100	±0	12	16	52	16	4	±4	2.8	±0.1	
Enlisted	100	±0	13	17	51	15	4	±4	2.8	±0.1	
E1 - E4	100	±0	13	17	51	16	3	±6	2.8	±0.1	
E5 - E9	100	±0	14	17	52	14	4	±6	2.8	±0.2	
Officers	100	±0	6	13	55	21	6	±4	3.1	±0.1	
O1 - O3	100	±0	8	13	55	18	6	±5	3.0	±0.1	
O4 - O6	100	±0	5	10	55	25	6	±6	3.2	±0.2	
Females	100	±0	9	15	53	18	4	±4	2.9	±0.1	
Enlisted	100	±0	10	16	53	17	4	±5	2.9	±0.1	
Officers	100	±0	8	13	54	21	5	±6	3.0	±0.2	
Males	100	±0	13	16	52	15	4	±4	2.8	±0.1	
Enlisted	100	±0	14	17	51	15	4	±5	2.8	±0.1	
Officers	100	±0	6	13	55	21	6	±5	3.1	±0.1	

48. Overall, how would you rate the current level of stress in your...

b. Personal life?

1. Much less than usual
4. More than usual

2. Less than usual
5. Much more than usual

3. About the same as usual

	Percent Responding		Percentages					Max ME	Average Level of Stress		
			1	2	3	4	5				
TOTAL DOD	100	±1	9	14	43	26	9	±2	3.1	±0.1	
ARNG	100	±1	9	14	41	27	10	±2	3.1	±0.1	
USAR	100	±1	10	14	41	25	10	±3	3.1	±0.1	
USNR	100	±1	7	14	44	26	10	±4	3.2	±0.1	
USMCR	100	±1	6	10	41	29	14	±6	3.3	±0.2	
ANG	100	±1	8	14	46	25	6	±3	3.1	±0.1	
USAFR	100	±1	7	14	48	22	8	±4	3.1	±0.1	
Enlisted	100	±1	9	14	42	25	9	±2	3.1	±0.1	
E1 – E4	100	±1	10	15	40	25	10	±3	3.1	±0.1	
E1 – E3	100	±1	11	14	41	24	9	±4	3.1	±0.1	
E4	100	±1	10	16	39	26	10	±3	3.1	±0.1	
E5 – E9	100	±1	8	14	43	25	9	±2	3.1	±0.1	
E5 – E7	100	±1	9	14	43	26	9	±2	3.1	±0.1	
E8 – E9	100	±1	8	15	49	22	7	±4	3.0	±0.1	
Officers	100	±1	5	11	47	28	9	±2	3.3	±0.1	
O1 – O3	100	±1	6	12	44	29	9	±4	3.2	±0.1	
O4 – O6	100	±1	4	10	48	27	10	±3	3.3	±0.1	
W1 – W5	100	±0	4	13	53	24	6	±6	3.2	±0.1	
Reserve Unit	100	±1	8	14	42	26	10	±2	3.1	±0.1	
AGR/FTS/AR	100	±1	10	15	46	22	7	±3	3.0	±0.1	
IMA	100	±1	5	9	53	23	10	±5	3.2	±0.1	
Not Activated Past 12 Months	100	±1	8	14	43	26	9	±2	3.1	±0.1	
Activated Past 12 Months	100	±1	9	13	42	26	10	±3	3.1	±0.1	
Not Deployed Past 12 Months	100	±1	9	14	43	25	9	±2	3.1	±0.1	
Deployed Past 12 Months	100	±1	8	12	42	29	10	±4	3.2	±0.1	
Non-Hispanic White	100	±1	6	13	44	28	9	±2	3.2	±0.1	
Total Minority	100	±1	13	16	40	21	9	±2	3.0	±0.1	
Non-Hispanic Black	100	±1	16	18	38	19	9	±3	2.9	±0.1	
Hispanic	100	±1	13	15	40	22	10	±4	3.0	±0.1	
FEMALES	100	±1	9	13	41	27	10	±2	3.2	±0.1	
Enlisted	100	±1	10	13	41	26	10	±2	3.1	±0.1	
E1 – E4	100	±1	10	13	40	27	11	±3	3.2	±0.1	
E5 – E9	100	±1	10	13	41	26	10	±2	3.1	±0.1	
Officers	100	±1	6	12	44	28	10	±3	3.2	±0.1	
O1 – O3	100	±1	7	12	44	27	10	±4	3.2	±0.1	
O4 – O6	100	±1	5	11	44	29	11	±4	3.3	±0.1	
Reserve Unit	100	±1	9	12	41	27	11	±2	3.2	±0.1	
AGR/FTS/AR	100	±1	12	16	41	23	8	±4	3.0	±0.1	
IMA	100	±1	4	12	46	29	9	±6	3.2	±0.2	
Non-Hispanic White	100	±1	6	11	42	30	11	±2	3.3	±0.1	
Total Minority	100	±1	13	15	40	23	9	±3	3.0	±0.1	
ARNG	100	±1	9	14	40	27	10	±3	3.2	±0.1	
Enlisted	100	±1	9	14	40	27	10	±3	3.2	±0.1	
Officers	100	±0	8	13	38	31	9	±6	3.2	±0.2	
USAR	100	±1	11	12	41	25	12	±3	3.1	±0.1	
Enlisted	100	±1	11	12	40	25	12	±3	3.1	±0.1	
Officers	100	±0	7	12	45	25	11	±5	3.2	±0.2	

Note. Percent responding are Reserve members who answered the question.

2012 Workplace and Gender Relations Survey of Reserve Component Members

48b. Continued	Percent Responding		Percentages					Max ME	Average Level of Stress		
			1	2	3	4	5				
USNR	100	±1	9	10	41	28	13	±5	3.3	±0.2	
Enlisted	100	±0	10	10	41	27	13	±6	3.2	±0.2	
Officers	99	±1	4	11	41	33	11	±6	3.4	±0.1	
USMCR	100	±1	7	12	37	30	14	±8	3.3	±0.2	
Enlisted	100	±0	7	13	35	29	15	±10	3.3	±0.3	
Officers	99	±3	3	9	47	31	10	±11	3.4	±0.2	
ANG	100	±1	9	11	46	27	7	±4	3.1	±0.1	
Enlisted	100	±1	10	11	45	27	7	±4	3.1	±0.1	
Officers	100	±0	3	9	50	27	10	±6	3.3	±0.2	
USAFR	100	±1	9	13	43	26	9	±4	3.1	±0.1	
Enlisted	100	±1	9	14	42	25	10	±5	3.1	±0.1	
Officers	100	±1	6	11	46	28	9	±5	3.2	±0.1	
MALES	100	±1	8	14	43	25	9	±2	3.1	±0.1	
Enlisted	100	±1	9	15	42	25	9	±2	3.1	±0.1	
E1 - E4	100	±1	10	16	40	25	10	±3	3.1	±0.1	
E5 - E9	100	±1	8	14	44	25	9	±2	3.1	±0.1	
Officers	100	±1	4	11	48	28	9	±3	3.3	±0.1	
O1 - O3	100	±1	6	12	44	29	8	±5	3.2	±0.1	
O4 - O6	100	±1	3	10	49	27	10	±4	3.3	±0.1	
Reserve Unit	100	±1	8	14	42	26	9	±2	3.1	±0.1	
AGR/FTS/AR	100	±1	10	14	48	22	7	±4	3.0	±0.1	
IMA	100	±1	5	9	55	21	10	±6	3.2	±0.2	
Non-Hispanic White	100	±1	6	13	44	28	9	±2	3.2	±0.1	
Total Minority	100	±1	13	17	40	21	9	±3	3.0	±0.1	
ARNG	100	±1	9	14	41	26	10	±3	3.1	±0.1	
Enlisted	100	±1	9	14	41	26	10	±3	3.1	±0.1	
Officers	100	±0	5	13	44	30	8	±5	3.2	±0.1	
USAR	100	±1	10	14	42	24	9	±3	3.1	±0.1	
Enlisted	100	±0	11	16	39	25	9	±4	3.0	±0.1	
Officers	100	±1	6	9	52	24	10	±5	3.2	±0.1	
USNR	100	±0	7	15	44	25	9	±5	3.2	±0.1	
Enlisted	100	±0	9	16	42	25	9	±6	3.1	±0.2	
Officers	100	±0	1	10	53	25	11	±6	3.3	±0.1	
USMCR	100	±1	6	10	41	29	14	±7	3.3	±0.2	
Enlisted	100	±0	6	10	41	29	14	±7	3.4	±0.2	
Officers	100	±1	4	11	43	33	9	±9	3.3	±0.2	
ANG	100	±1	7	15	47	25	6	±3	3.1	±0.1	
Enlisted	100	±1	8	16	47	24	6	±4	3.0	±0.1	
Officers	100	±0	4	12	45	30	9	±7	3.3	±0.2	
USAFR	100	±1	7	15	50	21	7	±5	3.1	±0.1	
Enlisted	100	±1	8	16	50	20	7	±5	3.0	±0.1	
Officers	100	±0	4	11	51	25	9	±7	3.3	±0.2	
USCGR	100	±0	8	13	45	25	9	±4	3.1	±0.1	
Enlisted	100	±0	9	14	44	24	8	±4	3.1	±0.1	
E1 - E4	100	±0	7	18	41	25	8	±6	3.1	±0.2	
E5 - E9	100	±0	11	11	46	24	9	±6	3.1	±0.2	
Officers	100	±0	4	8	49	29	11	±4	3.4	±0.1	
O1 - O3	100	±0	4	6	49	29	12	±5	3.4	±0.1	
O4 - O6	100	±0	3	6	53	29	8	±6	3.3	±0.2	
Females	100	±0	5	12	39	35	9	±4	3.3	±0.1	
Enlisted	100	±0	5	13	37	36	9	±5	3.3	±0.1	
Officers	100	±0	2	9	47	30	12	±6	3.4	±0.2	
Males	100	±0	9	13	46	23	9	±4	3.1	±0.1	
Enlisted	100	±0	10	14	45	22	8	±5	3.1	±0.1	
Officers	100	±0	4	7	50	28	11	±5	3.3	±0.1	

49. In the past month, how often have you...

a. Been upset because of something that happened unexpectedly?

1. Never
 2. Almost never
 3. Sometimes
 4. Fairly often
 5. Very often

	Percent Responding		Percentages					Max ME	Degree of Occurrence		
			1	2	3	4	5				
TOTAL DOD	100	±1	18	33	37	9	3	±2	2.4	±0.1	
ARNG	100	±1	17	32	38	9	3	±2	2.5	±0.1	
USAR	100	±1	17	32	38	9	3	±3	2.5	±0.1	
USNR	100	±1	17	32	40	9	2	±4	2.5	±0.1	
USMCR	100	±1	17	33	33	12	5	±6	2.5	±0.2	
ANG	100	±1	22	36	34	6	2	±3	2.3	±0.1	
USAFR	100	±1	25	36	33	5	2	±4	2.2	±0.1	
Enlisted	100	±1	19	32	38	9	3	±2	2.5	±0.1	
E1 – E4	100	±1	20	30	37	9	3	±3	2.4	±0.1	
E1 – E3	100	±1	22	32	36	8	3	±4	2.4	±0.1	
E4	100	±1	19	30	38	10	3	±3	2.5	±0.1	
E5 – E9	100	±1	17	33	38	9	3	±2	2.5	±0.1	
E5 – E7	100	±1	18	33	38	9	3	±2	2.5	±0.1	
E8 – E9	99	±1	16	36	38	8	2	±4	2.4	±0.1	
Officers	100	±1	17	39	35	7	2	±2	2.4	±0.1	
O1 – O3	100	±1	18	37	35	7	2	±4	2.4	±0.1	
O4 – O6	100	±1	16	40	35	7	2	±3	2.4	±0.1	
W1 – W5	100	±1	14	44	34	7	2	±6	2.4	±0.1	
Reserve Unit	100	±1	19	33	37	8	3	±2	2.4	±0.1	
AGR/FTS/AR	100	±1	16	33	37	10	4	±3	2.5	±0.1	
IMA	100	±1	21	36	34	8	1	±5	2.3	±0.1	
Not Activated Past 12 Months	100	±1	18	33	38	9	3	±2	2.4	±0.1	
Activated Past 12 Months	100	±1	19	33	36	9	3	±3	2.5	±0.1	
Not Deployed Past 12 Months	100	±1	18	33	37	8	3	±2	2.4	±0.1	
Deployed Past 12 Months	100	±1	18	32	36	10	3	±4	2.5	±0.1	
Non-Hispanic White	100	±1	18	34	37	9	2	±2	2.4	±0.1	
Total Minority	100	±1	19	31	38	9	4	±2	2.5	±0.1	
Non-Hispanic Black	99	±1	19	28	41	9	4	±4	2.5	±0.1	
Hispanic	100	±1	20	33	35	9	4	±3	2.4	±0.1	
FEMALES	100	±1	15	31	41	10	4	±2	2.6	±0.1	
Enlisted	100	±1	15	30	41	10	4	±2	2.6	±0.1	
E1 – E4	100	±1	17	27	42	11	4	±3	2.6	±0.1	
E5 – E9	99	±1	13	32	41	10	4	±2	2.6	±0.1	
Officers	100	±1	13	39	38	8	2	±3	2.5	±0.1	
O1 – O3	100	±1	13	40	38	8	2	±4	2.5	±0.1	
O4 – O6	100	±1	14	37	38	8	3	±4	2.5	±0.1	
Reserve Unit	100	±1	15	31	41	10	3	±2	2.6	±0.1	
AGR/FTS/AR	99	±1	13	31	40	11	6	±4	2.7	±0.1	
IMA	99	±2	20	39	34	5	2	±6	2.3	±0.2	
Non-Hispanic White	100	±1	14	33	40	10	3	±2	2.5	±0.1	
Total Minority	99	±1	15	29	41	11	4	±3	2.6	±0.1	
ARNG	99	±1	13	30	42	11	4	±3	2.6	±0.1	
Enlisted	99	±1	14	29	42	11	4	±3	2.6	±0.1	
Officers	99	±1	9	39	41	9	2	±7	2.6	±0.2	
USAR	100	±1	15	29	41	10	4	±3	2.6	±0.1	
Enlisted	100	±1	15	27	43	11	5	±3	2.6	±0.1	
Officers	100	±1	12	40	36	9	2	±5	2.5	±0.1	

Note. Percent responding are Reserve members who answered the question.

2012 Workplace and Gender Relations Survey of Reserve Component Members

49a. Continued	Percent Responding		Percentages					Max ME	Degree of Occurrence		
			1	2	3	4	5				
USNR	100	±1	10	35	41	10	4	±5	2.6	±0.1	
Enlisted	100	±1	9	35	41	11	4	±6	2.7	±0.2	
Officers	100	±1	13	33	44	9	1	±6	2.5	±0.1	
USMCR	100	±0	16	29	37	11	8	±8	2.7	±0.2	
Enlisted	100	±0	16	25	38	11	9	±10	2.7	±0.3	
Officers	100	±0	12	48	29	9	2	±11	2.4	±0.2	
ANG	99	±1	17	34	39	9	2	±4	2.4	±0.1	
Enlisted	99	±1	17	34	38	9	2	±4	2.4	±0.1	
Officers	100	±0	16	37	40	6	2	±6	2.4	±0.2	
USAFR	99	±1	20	32	38	7	3	±4	2.4	±0.1	
Enlisted	99	±1	20	30	39	7	3	±5	2.4	±0.1	
Officers	100	±1	20	38	35	4	3	±5	2.3	±0.1	
MALES	100	±1	19	33	36	8	3	±2	2.4	±0.1	
Enlisted	100	±1	20	32	37	9	3	±2	2.4	±0.1	
E1 - E4	100	±1	21	31	36	8	3	±3	2.4	±0.1	
E5 - E9	100	±1	18	33	37	9	3	±2	2.4	±0.1	
Officers	100	±1	18	39	34	7	2	±3	2.4	±0.1	
O1 - O3	100	±1	20	36	35	7	2	±4	2.4	±0.1	
O4 - O6	100	±1	17	41	34	7	2	±4	2.4	±0.1	
Reserve Unit	100	±1	20	33	36	8	3	±2	2.4	±0.1	
AGR/FTS/AR	100	±1	16	34	36	10	4	±4	2.5	±0.1	
IMA	100	±1	21	35	34	9	1	±6	2.3	±0.2	
Non-Hispanic White	100	±1	19	34	36	8	2	±2	2.4	±0.1	
Total Minority	100	±1	20	31	37	8	3	±3	2.4	±0.1	
ARNG	100	±1	18	32	38	9	3	±3	2.5	±0.1	
Enlisted	100	±1	18	31	38	9	3	±3	2.5	±0.1	
Officers	100	±1	16	36	37	9	3	±5	2.5	±0.1	
USAR	100	±1	18	33	37	9	2	±3	2.4	±0.1	
Enlisted	100	±1	19	32	37	9	3	±4	2.5	±0.1	
Officers	100	±1	16	41	35	7	2	±5	2.4	±0.1	
USNR	100	±1	19	31	39	9	2	±5	2.4	±0.1	
Enlisted	99	±1	20	28	40	9	2	±6	2.5	±0.2	
Officers	100	±0	15	42	37	6	1	±6	2.4	±0.1	
USMCR	100	±1	18	33	33	12	5	±6	2.5	±0.2	
Enlisted	100	±1	18	31	34	12	5	±7	2.6	±0.2	
Officers	99	±2	17	47	28	6	3	±8	2.3	±0.1	
ANG	100	±1	23	36	33	6	2	±3	2.3	±0.1	
Enlisted	100	±1	23	35	34	6	2	±4	2.3	±0.1	
Officers	100	±0	23	42	29	5	1	±7	2.2	±0.2	
USAFR	100	±1	26	37	31	5	1	±4	2.2	±0.1	
Enlisted	100	±1	26	37	31	5	1	±5	2.2	±0.1	
Officers	100	±0	28	38	30	4	0	±7	2.1	±0.2	
USCGR	100	±1	20	39	35	5	2	±4	2.3	±0.1	
Enlisted	100	±1	20	38	35	5	2	±4	2.3	±0.1	
E1 - E4	100	±1	22	36	36	4	2	±5	2.3	±0.1	
E5 - E9	100	±0	19	40	34	5	2	±6	2.3	±0.2	
Officers	100	±1	17	41	37	5	1	±4	2.3	±0.1	
O1 - O3	100	±1	17	39	37	6	2	±5	2.4	±0.1	
O4 - O6	100	±0	16	44	35	5	0	±6	2.3	±0.1	
Females	100	±1	12	38	41	7	2	±4	2.5	±0.1	
Enlisted	100	±1	12	37	42	7	2	±5	2.5	±0.1	
Officers	100	±0	12	42	38	6	2	±6	2.5	±0.1	
Males	100	±1	21	39	34	5	2	±4	2.3	±0.1	
Enlisted	100	±0	22	39	33	5	2	±5	2.3	±0.1	
Officers	100	±1	18	40	36	5	1	±5	2.3	±0.1	

49. In the past month, how often have you...

b. Felt that you were unable to control the important things in your life?

1. Never
 2. Almost never
 3. Sometimes
 4. Fairly often
 5. Very often

	Percent Responding		Percentages					Max ME	Degree of Occurrence		
			1	2	3	4	5				
TOTAL DOD	99	±1	29	32	27	8	4	±2	2.2	±0.1	
ARNG	99	±1	27	32	28	9	4	±2	2.3	±0.1	
USAR	99	±1	28	31	27	9	4	±3	2.3	±0.1	
USNR	100	±1	24	33	32	8	3	±4	2.3	±0.1	
USMCR	100	±1	28	27	30	11	4	±6	2.4	±0.2	
ANG	99	±1	35	34	23	6	2	±3	2.0	±0.1	
USAFR	100	±1	38	34	20	6	3	±4	2.0	±0.1	
Enlisted	99	±1	29	32	27	8	4	±2	2.3	±0.1	
E1 – E4	100	±1	29	30	28	9	4	±2	2.3	±0.1	
E1 – E3	100	±1	31	30	27	8	4	±4	2.2	±0.1	
E4	100	±1	28	30	28	9	5	±3	2.3	±0.1	
E5 – E9	99	±1	29	33	26	8	4	±2	2.2	±0.1	
E5 – E7	99	±1	29	33	27	8	4	±2	2.2	±0.1	
E8 – E9	99	±1	33	35	23	6	2	±4	2.1	±0.1	
Officers	100	±1	29	36	25	7	3	±2	2.2	±0.1	
O1 – O3	100	±1	27	36	26	8	3	±4	2.2	±0.1	
O4 – O6	100	±1	29	36	25	7	3	±3	2.2	±0.1	
W1 – W5	100	±1	32	36	26	5	2	±6	2.1	±0.2	
Reserve Unit	99	±1	29	32	27	8	4	±2	2.3	±0.1	
AGR/FTS/AR	100	±1	30	32	26	7	4	±3	2.2	±0.1	
IMA	100	±1	32	33	23	9	3	±5	2.2	±0.1	
Not Activated Past 12 Months	99	±1	29	32	27	8	3	±2	2.2	±0.1	
Activated Past 12 Months	99	±1	29	33	26	7	5	±3	2.3	±0.1	
Not Deployed Past 12 Months	100	±1	29	33	27	8	4	±2	2.2	±0.1	
Deployed Past 12 Months	99	±1	29	31	26	8	5	±3	2.3	±0.1	
Non-Hispanic White	100	±1	29	33	26	8	4	±2	2.3	±0.1	
Total Minority	99	±1	30	31	28	8	4	±2	2.2	±0.1	
Non-Hispanic Black	99	±1	31	30	28	7	5	±3	2.2	±0.1	
Hispanic	99	±1	31	32	25	7	4	±3	2.2	±0.1	
FEMALES	99	±1	26	32	28	10	4	±2	2.3	±0.1	
Enlisted	99	±1	26	31	28	10	5	±2	2.4	±0.1	
E1 – E4	99	±1	27	29	29	10	5	±3	2.4	±0.1	
E5 – E9	100	±1	25	33	28	9	4	±2	2.3	±0.1	
Officers	100	±1	25	37	26	9	3	±3	2.3	±0.1	
O1 – O3	100	±1	25	37	26	8	3	±5	2.3	±0.1	
O4 – O6	99	±1	25	36	25	9	4	±4	2.3	±0.1	
Reserve Unit	99	±1	26	32	28	10	4	±2	2.3	±0.1	
AGR/FTS/AR	100	±1	21	34	30	10	4	±4	2.4	±0.1	
IMA	100	±1	33	34	22	8	4	±6	2.1	±0.2	
Non-Hispanic White	100	±1	25	33	29	10	4	±2	2.4	±0.1	
Total Minority	99	±1	27	31	27	10	5	±3	2.3	±0.1	
ARNG	99	±1	23	31	31	10	5	±3	2.4	±0.1	
Enlisted	100	±1	24	31	30	11	5	±3	2.4	±0.1	
Officers	99	±2	21	34	34	9	3	±6	2.4	±0.2	
USAR	99	±1	27	30	26	11	5	±3	2.4	±0.1	
Enlisted	99	±1	28	28	28	11	5	±3	2.4	±0.1	
Officers	100	±1	27	38	22	10	4	±6	2.3	±0.2	

Note. Percent responding are Reserve members who answered the question.

2012 Workplace and Gender Relations Survey of Reserve Component Members

49b. Continued	Percent Responding		Percentages					Max ME	Degree of Occurrence		
			1	2	3	4	5				
USNR	100	±1	17	38	32	9	5	±5	2.5	±0.1	
Enlisted	100	±0	16	38	32	9	5	±6	2.5	±0.2	
Officers	100	±1	19	37	31	9	3	±6	2.4	±0.2	
USMCR	100	±1	27	26	26	12	9	±8	2.5	±0.3	
Enlisted	100	±0	27	23	27	13	10	±10	2.6	±0.3	
Officers	99	±2	28	40	20	9	3	±11	2.2	±0.3	
ANG	99	±1	28	36	26	7	3	±3	2.2	±0.1	
Enlisted	99	±1	28	36	26	7	2	±4	2.2	±0.1	
Officers	100	±1	25	38	27	7	3	±6	2.2	±0.2	
USAFR	100	±1	34	31	24	8	3	±4	2.1	±0.1	
Enlisted	100	±1	35	30	25	8	3	±5	2.1	±0.1	
Officers	100	±0	33	36	20	7	4	±5	2.1	±0.2	
MALES	99	±1	30	32	27	8	4	±2	2.2	±0.1	
Enlisted	99	±1	30	32	27	8	4	±2	2.2	±0.1	
E1 - E4	100	±1	29	30	28	8	4	±3	2.3	±0.1	
E5 - E9	99	±1	30	33	26	7	4	±2	2.2	±0.1	
Officers	100	±1	29	36	25	7	3	±3	2.2	±0.1	
O1 - O3	100	±1	28	35	26	7	3	±4	2.2	±0.1	
O4 - O6	100	±1	30	36	25	7	2	±4	2.2	±0.1	
Reserve Unit	99	±1	29	33	27	8	4	±2	2.2	±0.1	
AGR/FTS/AR	100	±1	33	31	25	7	4	±4	2.2	±0.1	
IMA	99	±1	32	32	23	10	3	±6	2.2	±0.2	
Non-Hispanic White	100	±1	29	33	26	8	4	±2	2.2	±0.1	
Total Minority	99	±1	31	31	28	7	4	±3	2.2	±0.1	
ARNG	99	±1	27	33	27	8	4	±3	2.3	±0.1	
Enlisted	99	±1	27	32	27	8	4	±3	2.3	±0.1	
Officers	100	±0	27	35	27	7	3	±5	2.2	±0.1	
USAR	99	±1	29	32	28	8	4	±3	2.3	±0.1	
Enlisted	99	±1	29	31	28	8	4	±4	2.3	±0.1	
Officers	99	±1	28	36	27	6	2	±5	2.2	±0.1	
USNR	100	±1	26	32	31	7	3	±5	2.3	±0.1	
Enlisted	100	±1	27	30	33	7	3	±6	2.3	±0.2	
Officers	100	±0	23	40	26	9	1	±6	2.2	±0.2	
USMCR	100	±1	28	27	30	11	4	±6	2.4	±0.2	
Enlisted	100	±1	27	27	30	12	4	±7	2.4	±0.2	
Officers	99	±1	29	31	31	6	3	±8	2.2	±0.2	
ANG	99	±1	37	34	22	5	2	±3	2.0	±0.1	
Enlisted	99	±1	37	33	22	5	2	±4	2.0	±0.1	
Officers	100	±1	36	37	21	4	1	±7	2.0	±0.2	
USAFR	100	±1	39	35	19	5	2	±4	2.0	±0.1	
Enlisted	100	±1	39	36	19	5	2	±5	2.0	±0.1	
Officers	100	±0	38	35	18	5	3	±7	2.0	±0.2	
USCGR	100	±1	31	36	25	6	2	±4	2.1	±0.1	
Enlisted	100	±1	33	36	24	6	2	±4	2.1	±0.1	
E1 - E4	100	±1	33	32	26	6	2	±6	2.1	±0.2	
E5 - E9	100	±1	32	38	23	6	2	±6	2.1	±0.2	
Officers	100	±1	26	38	27	8	1	±4	2.2	±0.1	
O1 - O3	100	±0	27	38	26	7	2	±5	2.2	±0.1	
O4 - O6	99	±1	26	35	29	9	1	±6	2.2	±0.2	
Females	99	±1	24	39	29	7	2	±4	2.2	±0.1	
Enlisted	99	±1	25	39	29	7	1	±5	2.2	±0.1	
Officers	100	±0	21	39	29	8	3	±6	2.3	±0.2	
Males	100	±1	33	35	24	6	2	±4	2.1	±0.1	
Enlisted	100	±1	34	35	24	6	2	±5	2.1	±0.1	
Officers	100	±1	28	37	26	8	1	±4	2.2	±0.1	

49. In the past month, how often have you...

c. Felt nervous and stressed?

- 1. Never
- 4. Fairly often

- 2. Almost never
- 5. Very often

- 3. Sometimes

	Percent Responding		Percentages					Max ME	Degree of Occurrence		
			1	2	3	4	5				
TOTAL DOD	99	±1	15	27	40	12	6	±2	2.7	±0.1	
ARNG	99	±1	14	26	41	13	6	±2	2.7	±0.1	
USAR	99	±1	16	27	39	13	6	±3	2.7	±0.1	
USNR	99	±1	13	26	44	12	5	±4	2.7	±0.1	
USMCR	99	±2	14	22	39	18	7	±6	2.8	±0.2	
ANG	100	±1	17	33	38	9	4	±3	2.5	±0.1	
USAFR	99	±1	20	32	36	9	3	±4	2.4	±0.1	
Enlisted	99	±1	15	26	39	13	6	±2	2.7	±0.1	
E1 – E4	99	±1	16	25	39	14	7	±3	2.7	±0.1	
E1 – E3	99	±1	18	24	39	13	6	±4	2.6	±0.1	
E4	100	±1	14	25	39	14	7	±3	2.8	±0.1	
E5 – E9	99	±1	15	28	39	12	5	±2	2.6	±0.1	
E5 – E7	99	±1	15	28	40	12	5	±2	2.7	±0.1	
E8 – E9	99	±1	17	32	36	11	3	±4	2.5	±0.1	
Officers	99	±1	14	31	41	10	4	±2	2.6	±0.1	
O1 – O3	99	±1	13	31	41	11	3	±4	2.6	±0.1	
O4 – O6	100	±1	14	32	40	10	4	±3	2.6	±0.1	
W1 – W5	99	±2	16	29	43	8	4	±6	2.6	±0.2	
Reserve Unit	99	±1	15	27	39	12	6	±2	2.7	±0.1	
AGR/FTS/AR	99	±1	15	26	40	12	6	±3	2.7	±0.1	
IMA	100	±1	13	33	39	12	3	±5	2.6	±0.1	
Not Activated Past 12 Months	99	±1	15	27	40	12	5	±2	2.7	±0.1	
Activated Past 12 Months	99	±1	15	28	37	14	6	±3	2.7	±0.1	
Not Deployed Past 12 Months	99	±1	15	27	40	12	5	±2	2.7	±0.1	
Deployed Past 12 Months	99	±1	15	26	37	15	7	±4	2.7	±0.1	
Non-Hispanic White	99	±1	14	27	40	13	6	±2	2.7	±0.1	
Total Minority	99	±1	18	27	39	11	6	±2	2.6	±0.1	
Non-Hispanic Black	98	±1	19	25	40	10	6	±4	2.6	±0.1	
Hispanic	99	±1	20	28	36	11	6	±4	2.6	±0.1	
FEMALES	99	±1	11	22	43	16	8	±2	2.9	±0.1	
Enlisted	99	±1	12	21	43	17	8	±2	2.9	±0.1	
E1 – E4	99	±1	13	18	44	17	8	±3	2.9	±0.1	
E5 – E9	99	±1	10	24	42	17	8	±2	2.9	±0.1	
Officers	99	±1	9	27	46	13	5	±3	2.8	±0.1	
O1 – O3	100	±1	9	28	46	13	4	±4	2.8	±0.1	
O4 – O6	99	±1	10	27	43	13	6	±4	2.8	±0.1	
Reserve Unit	99	±1	12	21	43	16	7	±2	2.9	±0.1	
AGR/FTS/AR	99	±1	9	23	41	18	9	±4	3.0	±0.1	
IMA	98	±2	13	30	42	12	4	±6	2.6	±0.2	
Non-Hispanic White	99	±1	10	22	43	17	8	±2	2.9	±0.1	
Total Minority	99	±1	14	21	43	14	7	±3	2.8	±0.1	
ARNG	99	±1	10	19	44	18	9	±3	3.0	±0.1	
Enlisted	99	±1	10	18	44	18	10	±3	3.0	±0.1	
Officers	99	±2	6	25	48	17	3	±7	2.9	±0.2	
USAR	99	±1	13	22	42	16	8	±3	2.9	±0.1	
Enlisted	99	±1	13	20	41	17	9	±3	2.9	±0.1	
Officers	99	±1	9	28	44	12	6	±6	2.8	±0.1	

Note. Percent responding are Reserve members who answered the question.

2012 Workplace and Gender Relations Survey of Reserve Component Members

49c. Continued	Percent Responding		Percentages					Max ME	Degree of Occurrence		
			1	2	3	4	5				
USNR	100	±1	7	21	47	16	8	±5	3.0	±0.1	
Enlisted	100	±0	7	20	47	17	8	±6	3.0	±0.2	
Officers	99	±2	8	26	47	14	5	±6	2.8	±0.2	
USMCR	98	±3	14	18	38	18	13	±8	3.0	±0.2	
Enlisted	98	±3	14	18	36	18	14	±10	3.0	±0.3	
Officers	99	±2	14	17	47	15	7	±11	2.8	±0.3	
ANG	100	±1	12	28	42	14	4	±4	2.7	±0.1	
Enlisted	100	±1	12	28	42	14	4	±4	2.7	±0.1	
Officers	100	±1	10	31	42	14	4	±6	2.7	±0.2	
USAFR	99	±1	16	24	43	13	4	±4	2.7	±0.1	
Enlisted	99	±1	16	23	42	15	4	±5	2.7	±0.1	
Officers	99	±1	15	27	46	7	5	±5	2.6	±0.1	
MALES	99	±1	16	28	39	12	5	±2	2.6	±0.1	
Enlisted	99	±1	16	28	38	12	5	±2	2.6	±0.1	
E1 - E4	99	±1	16	26	38	13	6	±3	2.7	±0.1	
E5 - E9	99	±1	16	29	39	11	5	±2	2.6	±0.1	
Officers	99	±1	15	32	40	9	4	±3	2.5	±0.1	
O1 - O3	98	±2	14	32	40	10	3	±5	2.6	±0.1	
O4 - O6	100	±1	15	33	39	9	4	±4	2.5	±0.1	
Reserve Unit	99	±1	16	28	39	12	5	±2	2.6	±0.1	
AGR/FTS/AR	99	±1	16	27	40	11	5	±4	2.6	±0.1	
IMA	100	±1	13	33	39	12	3	±6	2.6	±0.2	
Non-Hispanic White	99	±1	15	28	39	12	5	±2	2.7	±0.1	
Total Minority	99	±1	19	28	37	10	5	±3	2.5	±0.1	
ARNG	99	±1	15	27	40	13	6	±3	2.7	±0.1	
Enlisted	99	±1	15	26	40	13	6	±3	2.7	±0.1	
Officers	98	±2	13	29	42	10	5	±5	2.7	±0.1	
USAR	99	±1	17	28	38	12	5	±3	2.6	±0.1	
Enlisted	99	±1	17	27	37	13	6	±4	2.6	±0.1	
Officers	99	±1	15	33	39	9	4	±5	2.5	±0.1	
USNR	99	±1	14	28	43	11	4	±5	2.6	±0.1	
Enlisted	99	±2	14	26	43	12	5	±6	2.7	±0.2	
Officers	100	±0	12	35	41	11	2	±6	2.6	±0.2	
USMCR	99	±2	14	22	40	18	6	±7	2.8	±0.2	
Enlisted	99	±2	14	21	39	19	7	±7	2.8	±0.2	
Officers	99	±2	14	32	41	10	4	±9	2.6	±0.2	
ANG	100	±1	18	34	37	8	4	±3	2.5	±0.1	
Enlisted	100	±1	18	33	36	8	4	±4	2.5	±0.1	
Officers	99	±1	16	38	38	7	2	±7	2.4	±0.2	
USAFR	99	±1	22	34	33	8	3	±4	2.4	±0.1	
Enlisted	99	±1	21	35	33	8	4	±5	2.4	±0.1	
Officers	100	±1	23	34	34	9	1	±7	2.3	±0.2	
USCGR	100	±1	17	30	40	11	3	±4	2.5	±0.1	
Enlisted	100	±1	18	30	40	10	3	±4	2.5	±0.1	
E1 - E4	100	±1	16	29	41	11	3	±6	2.6	±0.2	
E5 - E9	100	±1	19	30	38	10	2	±6	2.5	±0.2	
Officers	99	±1	12	29	42	13	3	±4	2.7	±0.1	
O1 - O3	100	±1	13	27	42	14	4	±5	2.7	±0.1	
O4 - O6	99	±2	11	32	41	14	2	±7	2.6	±0.2	
Females	99	±1	9	20	52	16	3	±4	2.8	±0.1	
Enlisted	99	±1	9	20	53	15	3	±5	2.8	±0.1	
Officers	99	±2	9	21	49	18	2	±6	2.8	±0.2	
Males	100	±1	18	31	38	10	3	±4	2.5	±0.1	
Enlisted	100	±1	19	31	37	10	3	±5	2.4	±0.1	
Officers	99	±1	13	31	40	12	3	±5	2.6	±0.1	

49. In the past month, how often have you...

d. Felt confident about your ability to handle your personal problems?

1. Never
 2. Almost never
 3. Sometimes
 4. Fairly often
 5. Very often

	Percent Responding		Percentages					Max ME	Degree of Occurrence		
			1	2	3	4	5				
TOTAL DOD	99	±1	5	5	19	36	35	±2	3.9	±0.1	
ARNG	99	±1	5	6	20	37	33	±2	3.9	±0.1	
USAR	99	±1	6	5	21	34	35	±3	3.9	±0.1	
USNR	99	±1	3	7	19	36	35	±4	3.9	±0.1	
USMCR	97	±2	4	5	19	38	34	±6	3.9	±0.2	
ANG	99	±1	6	5	14	36	40	±3	4.0	±0.1	
USAFR	100	±1	5	5	13	38	39	±4	4.0	±0.1	
Enlisted	99	±1	5	6	20	36	33	±2	3.9	±0.1	
E1 – E4	99	±1	6	5	22	36	31	±3	3.8	±0.1	
E1 – E3	98	±2	7	5	21	36	31	±4	3.8	±0.1	
E4	99	±1	5	5	23	37	31	±3	3.8	±0.1	
E5 – E9	99	±1	5	6	18	35	36	±2	3.9	±0.1	
E5 – E7	99	±1	5	6	19	35	35	±2	3.9	±0.1	
E8 – E9	99	±1	4	4	13	35	43	±4	4.1	±0.1	
Officers	99	±1	3	4	12	38	43	±2	4.1	±0.1	
O1 – O3	99	±1	4	5	12	40	39	±4	4.0	±0.1	
O4 – O6	99	±1	3	4	11	36	46	±3	4.2	±0.1	
W1 – W5	100	±1	2	4	12	37	45	±6	4.2	±0.2	
Reserve Unit	99	±1	5	6	19	36	34	±2	3.9	±0.1	
AGR/FTS/AR	99	±1	5	5	16	35	39	±3	4.0	±0.1	
IMA	99	±1	6	3	14	32	45	±5	4.1	±0.2	
Not Activated Past 12 Months	99	±1	5	5	19	36	35	±2	3.9	±0.1	
Activated Past 12 Months	99	±1	6	7	18	36	34	±3	3.9	±0.1	
Not Deployed Past 12 Months	99	±1	5	5	18	36	35	±2	3.9	±0.1	
Deployed Past 12 Months	99	±1	5	6	20	35	34	±3	3.9	±0.1	
Non-Hispanic White	99	±1	4	5	18	38	34	±2	3.9	±0.1	
Total Minority	98	±1	6	5	20	32	36	±2	3.9	±0.1	
Non-Hispanic Black	99	±1	6	5	19	30	39	±4	3.9	±0.1	
Hispanic	98	±1	8	6	19	31	36	±4	3.8	±0.1	
FEMALES	99	±1	4	5	21	36	35	±2	3.9	±0.1	
Enlisted	99	±1	4	5	22	35	33	±2	3.9	±0.1	
E1 – E4	99	±1	4	5	25	35	30	±3	3.8	±0.1	
E5 – E9	99	±1	3	5	20	36	36	±2	4.0	±0.1	
Officers	99	±1	3	3	13	39	42	±3	4.2	±0.1	
O1 – O3	99	±1	2	3	14	40	40	±5	4.1	±0.1	
O4 – O6	99	±1	3	3	12	38	45	±4	4.2	±0.1	
Reserve Unit	99	±1	3	5	21	36	34	±2	3.9	±0.1	
AGR/FTS/AR	99	±1	4	5	20	35	37	±4	4.0	±0.1	
IMA	98	±2	4	3	14	29	50	±6	4.2	±0.2	
Non-Hispanic White	99	±1	2	4	21	38	35	±2	4.0	±0.1	
Total Minority	99	±1	5	6	21	33	34	±3	3.9	±0.1	
ARNG	99	±1	3	5	25	35	32	±3	3.9	±0.1	
Enlisted	99	±1	3	5	26	35	31	±3	3.8	±0.1	
Officers	99	±2	3	2	16	39	40	±7	4.1	±0.2	
USAR	99	±1	4	4	20	37	35	±3	3.9	±0.1	
Enlisted	99	±1	4	5	22	36	33	±3	3.9	±0.1	
Officers	98	±2	3	3	12	41	40	±6	4.1	±0.1	

Note. Percent responding are Reserve members who answered the question.

2012 Workplace and Gender Relations Survey of Reserve Component Members

49d. Continued	Percent Responding		Percentages					Max ME	Degree of Occurrence		
			1	2	3	4	5				
USNR	99	±2	1	7	20	38	34	±5	4.0	±0.1	
Enlisted	99	±2	1	8	22	37	32	±6	3.9	±0.2	
Officers	99	±1	1	4	15	39	41	±8	4.1	±0.2	
USMCR	99	±1	7	6	24	26	36	±8	3.8	±0.3	
Enlisted	99	±1	8	7	27	24	34	±10	3.7	±0.3	
Officers	98	±3	3	3	10	37	47	±11	4.2	±0.3	
ANG	98	±1	4	4	17	38	38	±4	4.0	±0.1	
Enlisted	98	±2	4	4	18	37	37	±4	4.0	±0.1	
Officers	99	±2	3	2	10	41	44	±6	4.2	±0.2	
USAFR	100	±1	4	5	17	33	41	±4	4.0	±0.1	
Enlisted	100	±1	4	6	18	33	39	±5	4.0	±0.1	
Officers	99	±1	3	3	14	31	50	±5	4.2	±0.1	
MALES	99	±1	5	6	18	36	35	±2	3.9	±0.1	
Enlisted	99	±1	6	6	19	36	33	±2	3.9	±0.1	
E1 - E4	99	±1	6	5	21	37	31	±3	3.8	±0.1	
E5 - E9	99	±1	5	6	18	35	36	±2	3.9	±0.1	
Officers	99	±1	4	5	11	38	43	±3	4.1	±0.1	
O1 - O3	99	±1	5	5	12	40	38	±5	4.0	±0.1	
O4 - O6	99	±1	3	4	11	36	46	±4	4.2	±0.1	
Reserve Unit	99	±1	5	6	18	36	34	±2	3.9	±0.1	
AGR/FTS/AR	99	±1	6	5	15	34	39	±4	4.0	±0.1	
IMA	99	±2	6	3	15	32	44	±6	4.1	±0.2	
Non-Hispanic White	99	±1	5	6	17	38	34	±2	3.9	±0.1	
Total Minority	98	±1	7	5	20	32	36	±3	3.9	±0.1	
ARNG	99	±1	5	6	19	37	33	±3	3.9	±0.1	
Enlisted	99	±1	5	6	20	37	32	±3	3.9	±0.1	
Officers	99	±1	4	6	13	41	37	±5	4.0	±0.1	
USAR	99	±1	6	5	21	33	35	±3	3.9	±0.1	
Enlisted	99	±1	7	5	23	32	33	±4	3.8	±0.1	
Officers	98	±2	3	4	12	39	42	±5	4.1	±0.1	
USNR	99	±2	4	6	19	35	36	±5	3.9	±0.1	
Enlisted	98	±2	4	6	21	35	33	±6	3.9	±0.2	
Officers	99	±1	2	6	12	37	43	±6	4.1	±0.2	
USMCR	97	±3	4	5	19	38	33	±7	3.9	±0.2	
Enlisted	97	±3	4	5	20	39	32	±7	3.9	±0.2	
Officers	99	±2	4	4	10	36	46	±8	4.2	±0.2	
ANG	99	±1	7	5	13	35	40	±3	4.0	±0.1	
Enlisted	99	±1	7	6	14	36	38	±4	3.9	±0.1	
Officers	100	±1	3	3	8	32	53	±7	4.3	±0.2	
USAFR	100	±1	5	6	11	39	39	±4	4.0	±0.1	
Enlisted	100	±1	5	7	12	41	35	±5	3.9	±0.2	
Officers	100	±1	5	1	8	34	51	±7	4.2	±0.2	
USCGR	99	±1	5	6	13	38	37	±4	4.0	±0.1	
Enlisted	99	±1	6	6	14	38	36	±4	3.9	±0.1	
E1 - E4	99	±1	6	7	15	40	32	±6	3.8	±0.2	
E5 - E9	98	±2	5	6	13	36	39	±6	4.0	±0.2	
Officers	99	±1	3	4	12	41	40	±4	4.1	±0.1	
O1 - O3	99	±1	3	4	11	45	37	±5	4.1	±0.1	
O4 - O6	99	±2	2	4	13	35	46	±7	4.2	±0.2	
Females	99	±1	3	3	19	39	35	±4	4.0	±0.1	
Enlisted	99	±1	3	3	20	40	34	±5	4.0	±0.1	
Officers	100	±0	1	4	18	38	39	±6	4.1	±0.2	
Males	99	±1	6	7	12	38	37	±4	4.0	±0.1	
Enlisted	99	±2	6	7	12	38	37	±5	3.9	±0.2	
Officers	98	±2	3	4	10	42	41	±5	4.1	±0.1	

49. In the past month, how often have you...

e. Felt that things were going your way?

- 1. Never
- 4. Fairly often
























































- 2. Almost never
- 5. Very often

- 3. Sometimes

	Percent Responding		Percentages					Max ME	Degree of Occurrence		
			1	2	3	4	5				
TOTAL DOD	98	±1	5	9	35	37	14	±2	3.5	±0.1	
ARNG	98	±1	4	10	36	36	14	±2	3.4	±0.1	
USAR	98	±1	5	9	37	35	14	±3	3.4	±0.1	
USNR	99	±1	3	9	36	39	13	±4	3.5	±0.1	
USMCR	98	±2	5	11	36	37	11	±6	3.4	±0.2	
ANG	98	±1	5	7	31	41	15	±3	3.5	±0.1	
USAFR	99	±1	5	7	28	43	17	±4	3.6	±0.1	
Enlisted	98	±1	5	10	36	36	13	±2	3.4	±0.1	
E1 – E4	99	±1	5	11	38	34	12	±3	3.4	±0.1	
E1 – E3	99	±1	6	10	38	35	12	±4	3.4	±0.1	
E4	99	±1	5	11	38	33	13	±3	3.4	±0.1	
E5 – E9	98	±1	5	9	35	38	14	±2	3.5	±0.1	
E5 – E7	98	±1	5	9	36	37	13	±2	3.5	±0.1	
E8 – E9	98	±1	3	5	27	47	18	±4	3.7	±0.1	
Officers	99	±1	3	6	28	44	19	±3	3.7	±0.1	
O1 – O3	99	±1	4	7	31	41	17	±4	3.6	±0.1	
O4 – O6	99	±1	3	5	25	47	20	±3	3.8	±0.1	
W1 – W5	98	±2	2	5	27	44	22	±6	3.8	±0.2	
Reserve Unit	98	±1	5	9	35	37	14	±2	3.5	±0.1	
AGR/FTS/AR	99	±1	5	8	33	37	16	±3	3.5	±0.1	
IMA	98	±2	4	5	29	40	21	±5	3.7	±0.1	
Not Activated Past 12 Months	98	±1	4	9	35	38	14	±2	3.5	±0.1	
Activated Past 12 Months	99	±1	5	10	35	35	14	±3	3.4	±0.1	
Not Deployed Past 12 Months	99	±1	5	9	35	38	14	±2	3.5	±0.1	
Deployed Past 12 Months	98	±1	6	11	33	35	15	±3	3.4	±0.1	
Non-Hispanic White	99	±1	4	9	34	39	13	±2	3.5	±0.1	
Total Minority	98	±1	6	9	36	34	15	±2	3.4	±0.1	
Non-Hispanic Black	98	±1	5	7	36	36	16	±4	3.5	±0.1	
Hispanic	98	±1	7	9	35	32	17	±4	3.4	±0.1	
FEMALES	99	±1	4	9	36	36	16	±2	3.5	±0.1	
Enlisted	99	±1	4	9	37	35	15	±2	3.5	±0.1	
E1 – E4	99	±1	5	10	38	32	14	±3	3.4	±0.1	
E5 – E9	99	±1	3	9	36	38	15	±2	3.5	±0.1	
Officers	99	±1	1	6	29	42	22	±3	3.8	±0.1	
O1 – O3	99	±1	1	7	29	42	21	±5	3.7	±0.1	
O4 – O6	99	±1	2	5	27	43	23	±4	3.8	±0.1	
Reserve Unit	99	±1	4	9	36	36	16	±2	3.5	±0.1	
AGR/FTS/AR	98	±1	4	8	39	35	15	±4	3.5	±0.1	
IMA	99	±2	3	4	23	43	27	±6	3.9	±0.2	
Non-Hispanic White	99	±1	2	9	35	39	15	±2	3.6	±0.1	
Total Minority	98	±1	5	9	37	33	16	±3	3.5	±0.1	
ARNG	99	±1	4	9	38	34	15	±3	3.5	±0.1	
Enlisted	99	±1	4	10	39	33	14	±3	3.4	±0.1	
Officers	100	±1	1	6	31	41	21	±7	3.7	±0.2	
USAR	99	±1	4	9	35	36	16	±3	3.5	±0.1	
Enlisted	99	±1	5	10	36	35	14	±3	3.4	±0.1	
Officers	99	±1	1	7	27	43	22	±6	3.8	±0.1	

Note. Percent responding are Reserve members who answered the question.

2012 Workplace and Gender Relations Survey of Reserve Component Members

49e. Continued	Percent Responding		Percentages					Max ME	Degree of Occurrence		
			1	2	3	4	5				
USNR	99	±1	1	9	41	35	14	±5	3.5	±0.1	
Enlisted	99	±1	1	10	43	34	13	±6	3.5	±0.1	
Officers	99	±2	1	7	31	42	18	±7	3.7	±0.2	
USMCR	99	±1	6	11	38	29	16	±9	3.4	±0.2	
Enlisted	100	±1	7	12	39	27	15	±10	3.3	±0.3	
Officers	97	±4	1	7	33	37	22	±11	3.7	±0.2	
ANG	99	±1	3	8	33	40	16	±4	3.6	±0.1	
Enlisted	98	±1	4	9	34	39	15	±4	3.5	±0.1	
Officers	99	±1	0	5	28	48	19	±6	3.8	±0.1	
USAFR	99	±1	3	7	30	40	20	±4	3.7	±0.1	
Enlisted	99	±1	3	8	31	40	18	±5	3.6	±0.1	
Officers	99	±2	4	4	28	39	26	±6	3.8	±0.1	
MALES	98	±1	5	9	35	37	14	±2	3.5	±0.1	
Enlisted	98	±1	5	10	36	36	13	±2	3.4	±0.1	
E1 - E4	99	±1	6	11	38	34	12	±3	3.4	±0.1	
E5 - E9	98	±1	5	9	35	38	14	±2	3.5	±0.1	
Officers	99	±1	3	6	28	44	18	±3	3.7	±0.1	
O1 - O3	99	±1	5	7	31	41	16	±5	3.6	±0.1	
O4 - O6	98	±1	3	5	25	48	19	±4	3.8	±0.1	
Reserve Unit	98	±1	5	9	35	37	13	±2	3.5	±0.1	
AGR/FTS/AR	99	±1	6	8	32	38	16	±4	3.5	±0.1	
IMA	98	±2	5	5	31	39	20	±6	3.6	±0.2	
Non-Hispanic White	98	±1	4	9	34	39	13	±2	3.5	±0.1	
Total Minority	98	±1	6	9	36	34	15	±3	3.4	±0.1	
ARNG	98	±1	5	10	36	36	14	±3	3.4	±0.1	
Enlisted	98	±1	5	10	36	35	13	±3	3.4	±0.1	
Officers	98	±2	3	8	33	41	15	±5	3.6	±0.1	
USAR	98	±1	6	9	37	34	14	±3	3.4	±0.1	
Enlisted	98	±1	6	10	40	32	12	±4	3.3	±0.1	
Officers	99	±2	5	6	26	43	20	±5	3.7	±0.1	
USNR	99	±2	4	8	35	40	13	±5	3.5	±0.1	
Enlisted	99	±2	5	9	37	36	12	±6	3.4	±0.2	
Officers	99	±1	1	6	26	49	17	±6	3.8	±0.1	
USMCR	98	±2	5	11	36	38	11	±7	3.4	±0.2	
Enlisted	98	±2	5	12	37	37	10	±7	3.4	±0.2	
Officers	98	±2	5	6	23	47	19	±8	3.7	±0.2	
ANG	98	±1	5	7	31	42	14	±3	3.5	±0.1	
Enlisted	98	±1	6	7	33	40	13	±4	3.5	±0.1	
Officers	99	±1	3	6	20	51	21	±7	3.8	±0.2	
USAFR	99	±1	5	7	27	44	16	±5	3.6	±0.1	
Enlisted	99	±1	5	9	28	44	14	±5	3.5	±0.1	
Officers	98	±2	4	2	25	45	24	±7	3.8	±0.2	
USCGR	98	±1	5	6	30	41	18	±4	3.6	±0.1	
Enlisted	98	±2	5	6	30	41	17	±4	3.6	±0.1	
E1 - E4	97	±2	6	7	33	41	14	±6	3.5	±0.2	
E5 - E9	99	±2	5	6	29	41	20	±6	3.6	±0.2	
Officers	98	±1	3	6	25	45	20	±4	3.7	±0.1	
O1 - O3	98	±2	3	7	28	43	19	±5	3.7	±0.1	
O4 - O6	98	±2	4	5	22	50	20	±7	3.8	±0.2	
Females	99	±1	2	6	29	45	18	±4	3.7	±0.1	
Enlisted	99	±2	3	6	29	44	17	±5	3.7	±0.1	
Officers	99	±1	0	4	29	48	20	±6	3.8	±0.1	
Males	98	±2	5	6	30	41	18	±4	3.6	±0.1	
Enlisted	98	±2	6	6	31	40	17	±5	3.6	±0.1	
Officers	98	±2	4	7	25	45	20	±5	3.7	±0.1	

49. In the past month, how often have you...

f. Found that you could not cope with all of the things you had to do?

1. Never
 2. Almost never
 3. Sometimes
 4. Fairly often
 5. Very often

	Percent Responding		Percentages					Max ME	Degree of Occurrence		
			1	2	3	4	5				
TOTAL DOD	100	±1	43	31	20	4	2	±2	1.9	±0.1	■
ARNG	100	±1	42	32	20	4	2	±2	1.9	±0.1	■
USAR	100	±1	41	31	22	5	1	±3	1.9	±0.1	■
USNR	100	±1	39	30	25	5	2	±4	2.0	±0.1	■
USMCR	99	±1	43	29	22	4	2	±6	1.9	±0.2	■
ANG	100	±1	49	32	14	3	1	±3	1.7	±0.1	■
USAFR	100	±1	48	32	15	3	2	±4	1.8	±0.1	■
Enlisted	100	±1	42	31	21	4	2	±2	1.9	±0.1	■
E1 – E4	100	±1	42	29	22	4	2	±3	2.0	±0.1	■
E1 – E3	100	±1	46	28	21	4	2	±4	1.9	±0.1	■
E4	100	±1	40	30	23	5	2	±3	2.0	±0.1	■
E5 – E9	100	±1	43	32	19	4	2	±2	1.9	±0.1	■
E5 – E7	100	±1	42	32	20	4	2	±2	1.9	±0.1	■
E8 – E9	100	±1	47	30	18	3	1	±4	1.8	±0.1	■
Officers	100	±1	46	34	15	4	1	±3	1.8	±0.1	■
O1 – O3	100	±1	46	34	16	3	1	±4	1.8	±0.1	■
O4 – O6	100	±1	45	35	14	4	2	±3	1.8	±0.1	■
W1 – W5	100	±1	47	33	14	5	1	±6	1.8	±0.2	■
Reserve Unit	100	±1	43	31	20	4	2	±2	1.9	±0.1	■
AGR/FTS/AR	100	±1	43	31	19	5	1	±3	1.9	±0.1	■
IMA	100	±1	44	34	17	4	1	±5	1.8	±0.1	■
Not Activated Past 12 Months	100	±1	43	32	20	4	2	±2	1.9	±0.1	■
Activated Past 12 Months	100	±1	44	30	20	5	2	±3	1.9	±0.1	■
Not Deployed Past 12 Months	100	±1	43	32	19	4	2	±2	1.9	±0.1	■
Deployed Past 12 Months	100	±1	43	29	21	4	3	±4	1.9	±0.1	■
Non-Hispanic White	100	±1	44	32	18	4	2	±2	1.9	±0.1	■
Total Minority	100	±1	41	30	23	4	2	±2	2.0	±0.1	■
Non-Hispanic Black	100	±1	44	27	21	5	3	±4	2.0	±0.1	■
Hispanic	100	±1	39	32	24	3	2	±4	2.0	±0.1	■
FEMALES	100	±1	37	32	22	6	2	±2	2.0	±0.1	■
Enlisted	100	±1	37	32	23	6	2	±2	2.0	±0.1	■
E1 – E4	100	±1	38	30	24	6	2	±3	2.0	±0.1	■
E5 – E9	100	±1	36	33	23	6	2	±2	2.0	±0.1	■
Officers	100	±1	38	36	19	5	1	±3	2.0	±0.1	■
O1 – O3	100	±1	39	36	18	5	1	±4	1.9	±0.1	■
O4 – O6	100	±1	37	36	20	6	2	±4	2.0	±0.1	■
Reserve Unit	100	±1	38	32	22	6	2	±2	2.0	±0.1	■
AGR/FTS/AR	100	±1	33	35	24	5	3	±4	2.1	±0.1	■
IMA	99	±1	45	34	15	4	2	±6	1.8	±0.2	■
Non-Hispanic White	100	±1	38	33	21	6	2	±2	2.0	±0.1	■
Total Minority	100	±1	36	32	24	6	2	±3	2.1	±0.1	■
ARNG	100	±1	36	33	24	6	2	±3	2.1	±0.1	■
Enlisted	100	±1	36	32	24	6	2	±3	2.1	±0.1	■
Officers	100	±0	35	41	18	5	1	±7	2.0	±0.2	■
USAR	100	±1	36	31	23	8	2	±3	2.1	±0.1	■
Enlisted	100	±1	36	30	24	8	2	±3	2.1	±0.1	■
Officers	100	±1	39	34	20	6	1	±6	2.0	±0.1	■

Note. Percent responding are Reserve members who answered the question.

2012 Workplace and Gender Relations Survey of Reserve Component Members

49f. Continued	Percent Responding		Percentages					Max ME	Degree of Occurrence		
			1	2	3	4	5				
USNR	100	±1	32	35	24	6	3	±5	2.1	±0.1	
Enlisted	100	±1	32	34	25	6	4	±6	2.2	±0.2	
Officers	100	±1	34	37	23	5	2	±6	2.0	±0.1	
USMCR	100	±1	35	34	16	6	8	±8	2.2	±0.3	
Enlisted	100	±0	34	34	15	7	9	±10	2.2	±0.3	
Officers	97	±4	40	33	21	3	3	±11	1.9	±0.3	
ANG	100	±1	42	34	20	3	1	±4	1.9	±0.1	
Enlisted	100	±1	42	33	20	3	1	±4	1.9	±0.1	
Officers	100	±1	38	36	21	3	2	±6	1.9	±0.1	
USAFR	100	±1	44	31	19	4	2	±4	1.9	±0.1	
Enlisted	100	±1	44	30	20	3	2	±5	1.9	±0.1	
Officers	99	±1	44	33	14	7	1	±5	1.9	±0.1	
MALES	100	±1	44	31	19	4	2	±2	1.9	±0.1	
Enlisted	100	±1	44	31	20	4	2	±2	1.9	±0.1	
E1 - E4	100	±1	43	29	21	4	2	±3	1.9	±0.1	
E5 - E9	100	±1	44	32	19	4	2	±2	1.9	±0.1	
Officers	100	±1	48	34	14	4	1	±3	1.8	±0.1	
O1 - O3	100	±1	48	33	16	3	1	±5	1.8	±0.1	
O4 - O6	100	±1	47	35	12	4	2	±4	1.8	±0.1	
Reserve Unit	100	±1	44	31	19	4	2	±2	1.9	±0.1	
AGR/FTS/AR	100	±1	45	30	18	5	1	±4	1.9	±0.1	
IMA	100	±1	44	34	17	4	1	±6	1.8	±0.2	
Non-Hispanic White	100	±1	45	32	17	4	2	±2	1.9	±0.1	
Total Minority	100	±1	42	29	22	4	2	±3	1.9	±0.1	
ARNG	100	±1	43	32	19	4	2	±3	1.9	±0.1	
Enlisted	100	±1	42	31	20	4	2	±3	1.9	±0.1	
Officers	100	±0	46	33	15	4	2	±5	1.8	±0.1	
USAR	100	±1	43	31	21	4	1	±3	1.9	±0.1	
Enlisted	100	±1	42	30	23	4	1	±4	1.9	±0.1	
Officers	99	±1	46	35	14	4	1	±5	1.8	±0.1	
USNR	100	±1	41	28	25	5	1	±5	2.0	±0.1	
Enlisted	99	±1	40	27	27	5	1	±6	2.0	±0.2	
Officers	100	±1	43	34	17	4	2	±6	1.9	±0.2	
USMCR	99	±1	43	29	22	4	2	±7	1.9	±0.2	
Enlisted	99	±2	42	29	23	4	2	±7	1.9	±0.2	
Officers	99	±1	53	30	13	4	1	±7	1.7	±0.2	
ANG	100	±1	51	32	13	3	1	±3	1.7	±0.1	
Enlisted	100	±1	50	32	13	3	2	±4	1.7	±0.1	
Officers	100	±0	55	31	11	2	1	±7	1.6	±0.2	
USAFR	100	±1	50	32	14	3	2	±5	1.8	±0.1	
Enlisted	100	±1	49	31	15	3	2	±5	1.8	±0.1	
Officers	100	±0	51	37	10	1	1	±7	1.7	±0.2	
USCGR	100	±1	45	35	16	3	0	±4	1.8	±0.1	
Enlisted	100	±1	46	36	15	3	0	±4	1.8	±0.1	
E1 - E4	100	±1	44	34	18	4	1	±6	1.8	±0.1	
E5 - E9	100	±0	47	36	13	3	0	±6	1.7	±0.1	
Officers	100	±1	41	35	20	3	0	±4	1.9	±0.1	
O1 - O3	100	±0	38	37	21	3	0	±5	1.9	±0.1	
O4 - O6	100	±0	41	33	21	4	1	±7	1.9	±0.2	
Females	100	±1	37	38	20	4	1	±4	1.9	±0.1	
Enlisted	100	±1	38	39	19	3	1	±5	1.9	±0.1	
Officers	99	±1	35	33	27	6	0	±6	2.0	±0.2	
Males	100	±0	47	35	15	3	0	±4	1.8	±0.1	
Enlisted	100	±0	47	35	14	3	0	±5	1.7	±0.1	
Officers	100	±0	43	36	18	2	1	±5	1.8	±0.1	

49. In the past month, how often have you...

g. Been able to control irritations in your life?

1. Never
 2. Almost never
 3. Sometimes
 4. Fairly often
 5. Very often

	Percent Responding		Percentages					Max ME	Degree of Occurrence		
			1	2	3	4	5				
TOTAL DOD	99	±1	7	8	25	38	22	±2	3.6	±0.1	
ARNG	99	±1	7	8	27	38	20	±2	3.6	±0.1	
USAR	99	±1	8	8	27	35	21	±3	3.5	±0.1	
USNR	99	±1	5	8	24	38	25	±4	3.7	±0.1	
USMCR	99	±1	7	10	26	39	18	±6	3.5	±0.2	
ANG	99	±1	9	7	19	42	24	±3	3.7	±0.1	
USAFR	99	±1	7	8	17	41	27	±4	3.7	±0.1	
Enlisted	99	±1	8	8	26	38	21	±2	3.6	±0.1	
E1 – E4	99	±1	8	8	28	36	20	±3	3.5	±0.1	
E1 – E3	99	±1	9	8	27	37	19	±4	3.5	±0.1	
E4	99	±1	8	8	28	36	20	±3	3.5	±0.1	
E5 – E9	99	±1	7	8	25	39	21	±2	3.6	±0.1	
E5 – E7	99	±1	7	9	25	38	21	±2	3.6	±0.1	
E8 – E9	98	±1	7	5	19	43	27	±4	3.8	±0.1	
Officers	99	±1	6	7	18	42	28	±2	3.8	±0.1	
O1 – O3	99	±1	6	7	19	40	28	±4	3.8	±0.1	
O4 – O6	99	±1	6	8	15	44	29	±3	3.8	±0.1	
W1 – W5	99	±1	4	4	22	42	28	±6	3.9	±0.2	
Reserve Unit	99	±1	7	8	25	38	21	±2	3.6	±0.1	
AGR/FTS/AR	99	±1	6	8	21	40	24	±3	3.7	±0.1	
IMA	99	±1	5	6	20	41	28	±5	3.8	±0.1	
Not Activated Past 12 Months	99	±1	7	8	24	39	22	±2	3.6	±0.1	
Activated Past 12 Months	99	±1	7	8	27	37	21	±3	3.6	±0.1	
Not Deployed Past 12 Months	99	±1	7	8	24	39	22	±2	3.6	±0.1	
Deployed Past 12 Months	99	±1	8	7	28	34	22	±4	3.6	±0.1	
Non-Hispanic White	99	±1	6	8	24	40	22	±2	3.6	±0.1	
Total Minority	99	±1	9	9	26	34	22	±2	3.5	±0.1	
Non-Hispanic Black	99	±1	8	6	28	33	24	±3	3.6	±0.1	
Hispanic	99	±1	10	9	24	35	22	±3	3.5	±0.1	
FEMALES	99	±1	5	7	28	39	22	±2	3.6	±0.1	
Enlisted	99	±1	6	7	29	38	21	±2	3.6	±0.1	
E1 – E4	99	±1	7	6	30	38	20	±3	3.6	±0.1	
E5 – E9	99	±1	5	8	27	38	22	±2	3.6	±0.1	
Officers	99	±1	3	6	22	42	26	±3	3.8	±0.1	
O1 – O3	99	±1	3	7	22	44	25	±5	3.8	±0.1	
O4 – O6	99	±1	4	6	21	41	28	±4	3.8	±0.1	
Reserve Unit	99	±1	5	7	28	39	21	±2	3.6	±0.1	
AGR/FTS/AR	98	±1	5	8	27	38	22	±4	3.6	±0.1	
IMA	99	±2	4	4	16	43	33	±6	4.0	±0.2	
Non-Hispanic White	99	±1	5	7	27	40	22	±2	3.7	±0.1	
Total Minority	99	±1	6	7	29	37	21	±3	3.6	±0.1	
ARNG	99	±1	5	7	29	39	20	±3	3.6	±0.1	
Enlisted	99	±1	5	7	29	39	20	±3	3.6	±0.1	
Officers	99	±2	2	5	27	40	25	±7	3.8	±0.2	
USAR	99	±1	6	7	30	37	21	±3	3.6	±0.1	
Enlisted	99	±1	6	7	31	36	20	±3	3.6	±0.1	
Officers	100	±1	4	6	22	44	24	±6	3.8	±0.1	

Note. Percent responding are Reserve members who answered the question.

2012 Workplace and Gender Relations Survey of Reserve Component Members

49g. Continued	Percent Responding		Percentages					Max ME	Degree of Occurrence		
			1	2	3	4	5				
USNR	100	±1	2	8	29	40	21	±5	3.7	±0.1	
Enlisted	100	±1	3	8	31	39	20	±6	3.7	±0.2	
Officers	100	±1	2	9	20	43	26	±6	3.8	±0.2	
USMCR	98	±2	8	8	27	37	21	±8	3.5	±0.2	
Enlisted	98	±3	9	8	29	32	20	±10	3.5	±0.3	
Officers	97	±4	1	3	11	60	24	±11	4.0	±0.2	
ANG	99	±1	7	6	24	41	22	±4	3.7	±0.1	
Enlisted	99	±1	7	6	25	41	21	±4	3.6	±0.1	
Officers	98	±3	4	4	20	45	27	±6	3.9	±0.2	
USAFR	99	±1	7	6	23	38	27	±4	3.7	±0.1	
Enlisted	100	±1	7	6	24	37	25	±5	3.7	±0.1	
Officers	99	±1	4	6	19	38	33	±5	3.9	±0.2	
MALES	99	±1	8	8	24	38	22	±2	3.6	±0.1	
Enlisted	99	±1	8	8	26	37	21	±2	3.5	±0.1	
E1 - E4	99	±1	9	8	27	36	20	±3	3.5	±0.1	
E5 - E9	99	±1	7	8	24	39	21	±2	3.6	±0.1	
Officers	99	±1	6	7	17	42	28	±3	3.8	±0.1	
O1 - O3	99	±1	7	7	19	39	28	±5	3.7	±0.1	
O4 - O6	100	±1	6	8	14	44	29	±4	3.8	±0.1	
Reserve Unit	99	±1	8	8	25	38	21	±2	3.6	±0.1	
AGR/FTS/AR	99	±1	7	9	20	41	24	±4	3.7	±0.1	
IMA	99	±2	6	6	21	40	27	±6	3.8	±0.2	
Non-Hispanic White	99	±1	7	8	23	40	22	±2	3.6	±0.1	
Total Minority	99	±1	10	9	26	34	22	±3	3.5	±0.1	
ARNG	99	±1	7	8	27	38	20	±3	3.6	±0.1	
Enlisted	99	±1	7	8	28	38	19	±3	3.5	±0.1	
Officers	100	±1	7	7	19	42	25	±5	3.7	±0.2	
USAR	99	±1	9	9	26	34	21	±3	3.5	±0.1	
Enlisted	99	±1	9	9	28	33	20	±4	3.5	±0.1	
Officers	99	±1	6	8	18	39	28	±5	3.8	±0.2	
USNR	99	±2	6	7	23	38	26	±5	3.7	±0.1	
Enlisted	98	±2	7	7	26	35	25	±6	3.6	±0.2	
Officers	99	±2	4	8	14	45	29	±6	3.9	±0.2	
USMCR	100	±1	7	10	26	39	18	±7	3.5	±0.2	
Enlisted	100	±1	7	10	27	38	17	±7	3.5	±0.2	
Officers	99	±2	6	7	14	44	29	±8	3.8	±0.2	
ANG	100	±1	9	7	17	43	24	±3	3.7	±0.1	
Enlisted	99	±1	10	7	18	43	23	±4	3.6	±0.1	
Officers	100	±0	6	7	13	43	31	±7	3.9	±0.2	
USAFR	99	±1	7	8	15	42	28	±5	3.7	±0.1	
Enlisted	99	±1	8	9	15	42	25	±5	3.7	±0.2	
Officers	99	±2	6	5	13	41	36	±7	4.0	±0.2	
USCGR	99	±1	7	7	18	43	25	±4	3.7	±0.1	
Enlisted	99	±1	7	8	18	43	25	±4	3.7	±0.1	
E1 - E4	100	±1	8	7	20	47	19	±6	3.6	±0.2	
E5 - E9	99	±2	7	8	16	40	29	±6	3.8	±0.2	
Officers	100	±1	4	7	19	42	28	±4	3.8	±0.1	
O1 - O3	100	±1	4	8	19	43	26	±5	3.8	±0.1	
O4 - O6	99	±1	4	5	18	39	33	±7	3.9	±0.2	
Females	99	±1	3	5	22	46	22	±4	3.8	±0.1	
Enlisted	99	±2	4	5	22	48	21	±5	3.8	±0.1	
Officers	99	±1	1	7	22	40	29	±6	3.9	±0.2	
Males	99	±1	7	8	17	42	26	±4	3.7	±0.1	
Enlisted	99	±1	8	8	17	42	25	±5	3.7	±0.2	
Officers	100	±1	5	7	18	42	28	±5	3.8	±0.1	

49. In the past month, how often have you...

h. Felt that you were on top of things?

- 1. Never
- 4. Fairly often

- 2. Almost never
- 5. Very often

- 3. Sometimes

	Percent Responding		Percentages					Max ME	Degree of Occurrence		
			1	2	3	4	5				
TOTAL DOD	99	±1	4	6	27	43	20	±2	3.7	±0.1	
ARNG	99	±1	3	6	29	42	19	±2	3.7	±0.1	
USAR	99	±1	4	7	27	42	20	±3	3.7	±0.1	
USNR	99	±1	3	5	27	43	21	±4	3.7	±0.1	
USMCR	99	±1	6	6	27	42	18	±6	3.6	±0.2	
ANG	99	±1	4	5	22	47	22	±3	3.8	±0.1	
USAFR	99	±1	4	5	20	47	25	±4	3.8	±0.1	
Enlisted	99	±1	4	6	28	42	20	±2	3.7	±0.1	
E1 – E4	99	±1	5	7	31	40	18	±3	3.6	±0.1	
E1 – E3	100	±1	6	6	29	41	18	±4	3.6	±0.1	
E4	99	±1	4	7	31	39	18	±3	3.6	±0.1	
E5 – E9	99	±1	3	6	25	45	21	±2	3.7	±0.1	
E5 – E7	99	±1	3	6	26	44	20	±2	3.7	±0.1	
E8 – E9	98	±1	2	3	19	50	26	±4	3.9	±0.1	
Officers	99	±1	2	4	20	48	26	±3	3.9	±0.1	
O1 – O3	99	±1	3	4	23	47	23	±4	3.8	±0.1	
O4 – O6	99	±1	2	5	17	48	28	±3	3.9	±0.1	
W1 – W5	99	±2	1	2	20	51	26	±6	4.0	±0.1	
Reserve Unit	99	±1	4	6	27	43	20	±2	3.7	±0.1	
AGR/FTS/AR	99	±1	3	5	24	44	24	±3	3.8	±0.1	
IMA	98	±2	2	5	19	46	28	±5	3.9	±0.1	
Not Activated Past 12 Months	99	±1	4	6	27	43	21	±2	3.7	±0.1	
Activated Past 12 Months	99	±1	4	7	25	44	20	±3	3.7	±0.1	
Not Deployed Past 12 Months	99	±1	4	6	27	43	21	±2	3.7	±0.1	
Deployed Past 12 Months	100	±1	4	8	26	43	20	±4	3.7	±0.1	
Non-Hispanic White	99	±1	3	6	26	45	20	±2	3.7	±0.1	
Total Minority	99	±1	5	6	29	40	21	±2	3.7	±0.1	
Non-Hispanic Black	99	±1	4	5	25	41	24	±4	3.8	±0.1	
Hispanic	100	±1	6	7	28	38	21	±4	3.6	±0.1	
FEMALES	99	±1	2	6	29	43	19	±2	3.7	±0.1	
Enlisted	99	±1	3	7	29	43	19	±2	3.7	±0.1	
E1 – E4	99	±1	4	7	31	42	17	±3	3.6	±0.1	
E5 – E9	99	±1	2	6	28	44	20	±2	3.7	±0.1	
Officers	99	±1	1	4	23	48	23	±3	3.9	±0.1	
O1 – O3	99	±1	1	5	24	48	21	±4	3.8	±0.1	
O4 – O6	99	±1	1	4	22	46	27	±4	3.9	±0.1	
Reserve Unit	99	±1	2	6	28	44	19	±2	3.7	±0.1	
AGR/FTS/AR	100	±1	2	6	31	40	20	±4	3.7	±0.1	
IMA	98	±2	3	3	15	48	31	±6	4.0	±0.2	
Non-Hispanic White	99	±1	2	6	27	46	19	±2	3.7	±0.1	
Total Minority	99	±1	3	6	30	40	20	±3	3.7	±0.1	
ARNG	99	±1	2	6	30	44	18	±3	3.7	±0.1	
Enlisted	99	±1	2	6	31	44	17	±3	3.7	±0.1	
Officers	99	±2	0	6	25	46	22	±6	3.8	±0.2	
USAR	99	±1	3	8	29	42	19	±3	3.7	±0.1	
Enlisted	99	±1	3	9	30	40	18	±3	3.6	±0.1	
Officers	99	±1	1	3	25	47	23	±6	3.9	±0.1	

Note. Percent responding are Reserve members who answered the question.

2012 Workplace and Gender Relations Survey of Reserve Component Members

49h. Continued	Percent Responding		Percentages					Max ME	Degree of Occurrence		
			1	2	3	4	5				
USNR	99	±2	2	5	33	44	17	±5	3.7	±0.1	
Enlisted	98	±2	2	4	35	43	16	±6	3.7	±0.2	
Officers	100	±1	0	8	23	48	20	±6	3.8	±0.2	
USMCR	98	±3	8	9	25	36	22	±8	3.5	±0.3	
Enlisted	98	±3	9	10	25	34	22	±10	3.5	±0.3	
Officers	97	±4	1	3	26	49	21	±11	3.9	±0.2	
ANG	99	±1	2	6	25	47	20	±4	3.8	±0.1	
Enlisted	99	±1	2	6	26	46	19	±4	3.7	±0.1	
Officers	99	±1	1	3	21	54	21	±6	3.9	±0.1	
USAFR	100	±1	3	5	24	44	24	±4	3.8	±0.1	
Enlisted	100	±1	3	5	26	43	23	±5	3.8	±0.1	
Officers	99	±2	2	3	19	47	30	±6	4.0	±0.1	
MALES	99	±1	4	6	26	43	21	±2	3.7	±0.1	
Enlisted	99	±1	4	6	27	42	20	±2	3.7	±0.1	
E1 - E4	100	±1	5	7	30	39	18	±3	3.6	±0.1	
E5 - E9	99	±1	3	6	25	45	21	±2	3.7	±0.1	
Officers	99	±1	3	4	19	48	26	±3	3.9	±0.1	
O1 - O3	99	±2	4	4	22	47	24	±5	3.8	±0.1	
O4 - O6	99	±1	2	5	16	48	28	±4	3.9	±0.1	
Reserve Unit	99	±1	4	6	27	43	20	±2	3.7	±0.1	
AGR/FTS/AR	99	±1	4	4	22	45	25	±4	3.8	±0.1	
IMA	98	±2	2	5	19	46	27	±6	3.9	±0.2	
Non-Hispanic White	99	±1	3	6	25	45	21	±2	3.7	±0.1	
Total Minority	99	±1	5	6	28	39	21	±3	3.7	±0.1	
ARNG	99	±1	3	6	28	42	20	±3	3.7	±0.1	
Enlisted	99	±1	3	7	29	41	19	±3	3.7	±0.1	
Officers	99	±1	4	4	24	46	22	±5	3.8	±0.1	
USAR	99	±1	4	6	27	42	20	±3	3.7	±0.1	
Enlisted	99	±1	5	7	29	41	19	±4	3.6	±0.1	
Officers	99	±2	3	5	16	49	27	±5	3.9	±0.1	
USNR	99	±1	4	6	25	43	23	±5	3.8	±0.1	
Enlisted	100	±1	4	6	29	41	21	±6	3.7	±0.2	
Officers	99	±2	1	5	15	49	29	±6	4.0	±0.2	
USMCR	99	±1	6	6	27	43	18	±7	3.6	±0.2	
Enlisted	99	±2	6	6	28	42	17	±7	3.6	±0.2	
Officers	99	±2	3	4	14	50	29	±8	4.0	±0.2	
ANG	99	±1	4	5	22	47	23	±4	3.8	±0.1	
Enlisted	99	±1	4	5	23	46	22	±4	3.8	±0.1	
Officers	100	±0	2	5	15	52	27	±7	4.0	±0.2	
USAFR	99	±1	4	5	18	48	25	±5	3.8	±0.1	
Enlisted	99	±1	5	6	19	48	22	±5	3.8	±0.1	
Officers	98	±2	2	4	15	45	35	±7	4.1	±0.2	
USCGR	99	±1	4	5	21	46	24	±4	3.8	±0.1	
Enlisted	99	±1	5	5	21	46	24	±4	3.8	±0.1	
E1 - E4	99	±1	5	5	23	45	22	±6	3.7	±0.2	
E5 - E9	99	±1	4	5	19	46	26	±6	3.9	±0.2	
Officers	99	±1	2	4	20	49	25	±4	3.9	±0.1	
O1 - O3	98	±2	2	5	21	50	22	±5	3.8	±0.1	
O4 - O6	100	±0	2	5	21	45	27	±7	3.9	±0.2	
Females	99	±1	3	4	25	47	21	±4	3.8	±0.1	
Enlisted	99	±1	3	3	24	48	21	±5	3.8	±0.1	
Officers	98	±2	1	6	27	44	23	±6	3.8	±0.2	
Males	99	±1	4	5	20	46	25	±4	3.8	±0.1	
Enlisted	99	±1	5	5	20	45	25	±5	3.8	±0.1	
Officers	99	±1	3	4	18	50	25	±5	3.9	±0.1	

49. In the past month, how often have you...

i. Been angered because of things that were outside of your control?

1. Never
 2. Almost never
 3. Sometimes
 4. Fairly often
 5. Very often

	Percent Responding		Percentages					Max ME	Degree of Occurrence		
			1	2	3	4	5				
TOTAL DOD	100	±1	17	32	37	11	4	±2	2.5	±0.1	
ARNG	100	±1	15	30	38	13	4	±2	2.6	±0.1	
USAR	100	±1	17	32	36	11	4	±3	2.5	±0.1	
USNR	100	±1	16	31	38	11	4	±4	2.6	±0.1	
USMCR	100	±1	13	27	40	16	5	±6	2.7	±0.2	
ANG	99	±1	19	36	35	7	3	±3	2.4	±0.1	
USAFR	100	±1	21	38	34	6	2	±4	2.3	±0.1	
Enlisted	100	±1	17	30	38	12	4	±2	2.6	±0.1	
E1 – E4	100	±1	18	28	38	12	4	±3	2.6	±0.1	
E1 – E3	100	±1	21	28	36	12	3	±4	2.5	±0.1	
E4	100	±1	16	29	39	12	5	±3	2.6	±0.1	
E5 – E9	100	±1	15	32	38	11	4	±2	2.6	±0.1	
E5 – E7	100	±1	15	32	38	12	4	±2	2.6	±0.1	
E8 – E9	99	±1	17	34	37	9	3	±4	2.5	±0.1	
Officers	100	±1	16	38	35	8	3	±2	2.4	±0.1	
O1 – O3	99	±1	15	37	36	9	3	±4	2.5	±0.1	
O4 – O6	100	±1	16	39	34	7	3	±3	2.4	±0.1	
W1 – W5	99	±1	16	40	34	9	2	±6	2.4	±0.1	
Reserve Unit	100	±1	17	32	37	11	4	±2	2.5	±0.1	
AGR/FTS/AR	99	±1	14	30	39	12	4	±3	2.6	±0.1	
IMA	99	±1	15	38	36	10	1	±5	2.4	±0.1	
Not Activated Past 12 Months	100	±1	17	32	37	10	4	±2	2.5	±0.1	
Activated Past 12 Months	100	±1	15	31	37	13	4	±3	2.6	±0.1	
Not Deployed Past 12 Months	100	±1	17	32	37	11	4	±2	2.5	±0.1	
Deployed Past 12 Months	100	±1	15	31	37	13	4	±4	2.6	±0.1	
Non-Hispanic White	100	±1	15	32	38	12	3	±2	2.6	±0.1	
Total Minority	100	±1	20	31	36	10	4	±2	2.5	±0.1	
Non-Hispanic Black	99	±1	21	29	37	10	4	±4	2.5	±0.1	
Hispanic	99	±1	21	33	33	9	4	±3	2.4	±0.1	
FEMALES	99	±1	15	32	39	10	4	±2	2.6	±0.1	
Enlisted	99	±1	15	31	39	11	4	±2	2.6	±0.1	
E1 – E4	99	±1	16	29	40	10	5	±3	2.6	±0.1	
E5 – E9	99	±1	13	33	39	11	4	±2	2.6	±0.1	
Officers	99	±1	13	39	36	9	3	±3	2.5	±0.1	
O1 – O3	100	±1	12	38	38	9	4	±4	2.5	±0.1	
O4 – O6	99	±1	15	40	34	8	3	±4	2.4	±0.1	
Reserve Unit	99	±1	15	32	39	10	4	±2	2.6	±0.1	
AGR/FTS/AR	99	±1	13	28	42	13	4	±4	2.7	±0.1	
IMA	99	±2	14	44	31	9	2	±6	2.4	±0.1	
Non-Hispanic White	99	±1	13	33	39	11	4	±2	2.6	±0.1	
Total Minority	99	±1	16	31	39	10	5	±3	2.6	±0.1	
ARNG	99	±1	14	30	39	12	5	±3	2.6	±0.1	
Enlisted	99	±1	14	29	39	12	5	±3	2.6	±0.1	
Officers	100	±1	10	40	37	11	3	±7	2.6	±0.2	
USAR	99	±1	14	32	39	10	5	±3	2.6	±0.1	
Enlisted	99	±1	14	30	40	11	5	±3	2.6	±0.1	
Officers	99	±1	13	41	35	8	3	±6	2.5	±0.1	

Note. Percent responding are Reserve members who answered the question.

2012 Workplace and Gender Relations Survey of Reserve Component Members

49i. Continued	Percent Responding		Percentages					Max ME	Degree of Occurrence		
			1	2	3	4	5				
USNR	100	±1	10	32	44	10	4	±5	2.7	±0.1	
Enlisted	100	±1	9	32	45	10	4	±6	2.7	±0.2	
Officers	99	±1	14	32	40	10	4	±6	2.6	±0.2	
USMCR	100	±1	13	31	34	11	11	±8	2.8	±0.2	
Enlisted	100	±0	14	31	33	11	12	±10	2.8	±0.3	
Officers	97	±4	8	36	38	12	6	±11	2.7	±0.3	
ANG	99	±1	17	34	38	9	2	±4	2.4	±0.1	
Enlisted	99	±1	17	34	38	9	1	±4	2.4	±0.1	
Officers	100	±1	16	34	39	7	4	±6	2.5	±0.2	
USAFR	100	±1	19	36	35	7	3	±4	2.4	±0.1	
Enlisted	100	±1	20	35	36	7	3	±5	2.4	±0.1	
Officers	99	±1	17	41	32	7	3	±6	2.4	±0.1	
MALES	100	±1	17	31	37	11	4	±2	2.5	±0.1	
Enlisted	100	±1	17	30	37	12	4	±2	2.6	±0.1	
E1 - E4	100	±1	18	28	37	12	4	±3	2.6	±0.1	
E5 - E9	100	±1	16	32	37	12	3	±2	2.5	±0.1	
Officers	100	±1	16	38	35	8	2	±3	2.4	±0.1	
O1 - O3	99	±1	16	37	36	9	2	±5	2.4	±0.1	
O4 - O6	100	±1	16	39	35	7	3	±4	2.4	±0.1	
Reserve Unit	100	±1	17	31	37	11	4	±2	2.5	±0.1	
AGR/FTS/AR	100	±1	15	30	39	12	4	±4	2.6	±0.1	
IMA	100	±1	16	36	37	10	1	±6	2.4	±0.2	
Non-Hispanic White	100	±1	15	32	38	12	3	±2	2.6	±0.1	
Total Minority	100	±1	21	30	35	10	4	±3	2.5	±0.1	
ARNG	100	±1	15	30	38	13	4	±3	2.6	±0.1	
Enlisted	100	±1	15	28	38	14	4	±3	2.6	±0.1	
Officers	99	±1	15	37	36	10	3	±5	2.5	±0.1	
USAR	100	±1	18	32	36	11	4	±3	2.5	±0.1	
Enlisted	100	±1	18	31	36	11	4	±4	2.5	±0.1	
Officers	100	±1	17	36	36	8	3	±5	2.5	±0.1	
USNR	100	±1	18	31	37	11	4	±5	2.5	±0.1	
Enlisted	100	±1	18	27	39	11	5	±6	2.6	±0.2	
Officers	100	±0	15	44	30	10	1	±6	2.4	±0.2	
USMCR	100	±1	13	26	40	16	5	±7	2.7	±0.2	
Enlisted	100	±1	12	25	41	17	5	±7	2.8	±0.2	
Officers	99	±2	14	37	38	10	2	±8	2.5	±0.2	
ANG	100	±1	20	36	35	6	3	±3	2.4	±0.1	
Enlisted	99	±1	21	34	35	7	3	±4	2.4	±0.1	
Officers	100	±0	17	46	32	3	3	±7	2.3	±0.2	
USAFR	100	±1	21	39	33	6	1	±5	2.3	±0.1	
Enlisted	100	±1	21	39	33	6	1	±5	2.3	±0.1	
Officers	100	±0	22	36	34	5	2	±7	2.3	±0.2	
USCGR	100	±1	19	35	36	8	3	±4	2.4	±0.1	
Enlisted	100	±1	20	35	35	8	3	±4	2.4	±0.1	
E1 - E4	100	±1	22	33	33	9	3	±5	2.4	±0.2	
E5 - E9	99	±1	18	36	37	6	3	±6	2.4	±0.2	
Officers	100	±1	15	37	39	7	2	±4	2.4	±0.1	
O1 - O3	99	±1	15	38	37	7	3	±5	2.5	±0.1	
O4 - O6	100	±0	15	34	41	10	1	±7	2.5	±0.2	
Females	99	±1	11	40	41	7	1	±4	2.5	±0.1	
Enlisted	99	±1	11	41	40	6	1	±5	2.5	±0.1	
Officers	99	±2	11	34	46	8	1	±6	2.6	±0.1	
Males	100	±1	20	34	35	8	3	±4	2.4	±0.1	
Enlisted	100	±1	21	34	34	8	3	±5	2.4	±0.1	
Officers	100	±1	16	37	37	7	2	±4	2.4	±0.1	

49. In the past month, how often have you...

j. Felt difficulties were piling up so high that you could not overcome them?

1. Never
 2. Almost never
 3. Sometimes
 4. Fairly often
 5. Very often

	Percent Responding		Percentages					Max ME	Degree of Occurrence		
			1	2	3	4	5				
TOTAL DOD	100	±1	37	34	22	5	2	±2	2.0	±0.1	
ARNG	100	±1	36	33	23	6	3	±2	2.1	±0.1	
USAR	100	±1	36	34	22	6	2	±3	2.1	±0.1	
USNR	100	±1	32	36	25	5	2	±4	2.1	±0.1	
USMCR	99	±2	32	32	28	4	3	±6	2.1	±0.2	
ANG	99	±1	44	35	17	3	1	±3	1.8	±0.1	
USAFR	100	±1	43	35	17	3	1	±4	1.8	±0.1	
Enlisted	100	±1	36	33	23	6	2	±2	2.0	±0.1	
E1 – E4	100	±1	36	32	24	6	3	±3	2.1	±0.1	
E1 – E3	100	±1	37	31	23	6	2	±4	2.0	±0.1	
E4	100	±1	34	33	24	6	3	±3	2.1	±0.1	
E5 – E9	100	±1	36	35	22	5	2	±2	2.0	±0.1	
E5 – E7	100	±1	36	35	22	5	2	±2	2.0	±0.1	
E8 – E9	100	±1	41	35	21	3	1	±4	1.9	±0.1	
Officers	100	±1	41	36	17	4	2	±2	1.9	±0.1	
O1 – O3	100	±1	39	37	18	4	2	±4	1.9	±0.1	
O4 – O6	100	±1	42	36	16	4	2	±3	1.9	±0.1	
W1 – W5	100	±1	45	34	16	3	1	±6	1.8	±0.1	
Reserve Unit	100	±1	37	34	22	5	2	±2	2.0	±0.1	
AGR/FTS/AR	100	±1	36	37	21	6	2	±3	2.0	±0.1	
IMA	100	±1	38	37	19	5	1	±5	1.9	±0.1	
Not Activated Past 12 Months	100	±1	37	34	22	5	2	±2	2.0	±0.1	
Activated Past 12 Months	100	±1	38	33	22	5	2	±3	2.0	±0.1	
Not Deployed Past 12 Months	100	±1	37	34	22	5	2	±2	2.0	±0.1	
Deployed Past 12 Months	100	±1	39	32	21	6	2	±4	2.0	±0.1	
Non-Hispanic White	100	±1	37	35	21	6	2	±2	2.0	±0.1	
Total Minority	100	±1	37	32	24	5	3	±2	2.0	±0.1	
Non-Hispanic Black	99	±1	40	30	22	5	3	±4	2.0	±0.1	
Hispanic	100	±1	36	33	24	4	2	±4	2.0	±0.1	
FEMALES	100	±1	34	35	23	6	3	±2	2.1	±0.1	
Enlisted	100	±1	33	34	24	6	3	±2	2.1	±0.1	
E1 – E4	100	±1	34	33	24	6	4	±3	2.1	±0.1	
E5 – E9	100	±1	32	36	23	6	3	±2	2.1	±0.1	
Officers	100	±1	37	38	18	5	2	±3	2.0	±0.1	
O1 – O3	100	±0	36	40	18	5	1	±5	2.0	±0.1	
O4 – O6	100	±1	39	36	19	4	3	±4	2.0	±0.1	
Reserve Unit	100	±1	34	34	23	6	3	±2	2.1	±0.1	
AGR/FTS/AR	100	±1	30	38	24	6	2	±4	2.1	±0.1	
IMA	99	±1	39	39	16	4	2	±6	1.9	±0.2	
Non-Hispanic White	100	±1	33	36	22	6	3	±2	2.1	±0.1	
Total Minority	100	±1	34	34	23	6	3	±3	2.1	±0.1	
ARNG	100	±1	31	34	24	7	4	±3	2.2	±0.1	
Enlisted	100	±1	30	34	25	7	4	±3	2.2	±0.1	
Officers	100	±0	37	39	17	6	1	±7	2.0	±0.2	
USAR	100	±1	34	33	22	7	3	±3	2.1	±0.1	
Enlisted	100	±1	34	32	23	7	4	±3	2.1	±0.1	
Officers	100	±1	35	39	20	4	2	±6	2.0	±0.1	

Note. Percent responding are Reserve members who answered the question.

2012 Workplace and Gender Relations Survey of Reserve Component Members

49j. Continued	Percent Responding		Percentages					Max ME	Degree of Occurrence		
			1	2	3	4	5				
USNR	99	±2	26	41	25	5	3	±5	2.2	±0.1	
Enlisted	99	±2	25	41	26	5	3	±6	2.2	±0.2	
Officers	100	±0	32	41	20	5	1	±6	2.0	±0.1	
USMCR	100	±1	36	31	19	8	6	±8	2.2	±0.2	
Enlisted	100	±0	35	30	20	8	7	±10	2.2	±0.3	
Officers	97	±4	39	38	15	6	1	±11	1.9	±0.2	
ANG	100	±1	39	36	20	5	1	±4	1.9	±0.1	
Enlisted	100	±1	39	35	20	5	1	±4	1.9	±0.1	
Officers	100	±1	39	38	18	4	1	±6	1.9	±0.1	
USAFR	100	±1	39	34	21	3	2	±4	1.9	±0.1	
Enlisted	100	±0	38	34	22	3	2	±5	2.0	±0.1	
Officers	100	±1	44	34	16	3	3	±6	1.9	±0.1	
MALES	100	±1	38	34	22	5	2	±2	2.0	±0.1	
Enlisted	100	±1	37	33	22	5	2	±2	2.0	±0.1	
E1 - E4	100	±1	36	32	24	6	3	±3	2.1	±0.1	
E5 - E9	100	±1	37	35	22	5	1	±2	2.0	±0.1	
Officers	100	±1	42	36	17	4	2	±3	1.9	±0.1	
O1 - O3	100	±1	40	36	18	3	2	±5	1.9	±0.1	
O4 - O6	99	±1	42	36	16	4	1	±4	1.9	±0.1	
Reserve Unit	100	±1	38	33	22	5	2	±2	2.0	±0.1	
AGR/FTS/AR	100	±1	37	36	20	6	2	±4	2.0	±0.1	
IMA	100	±1	38	36	20	5	0	±6	1.9	±0.2	
Non-Hispanic White	100	±1	38	35	21	5	2	±2	2.0	±0.1	
Total Minority	100	±1	37	32	24	4	2	±3	2.0	±0.1	
ARNG	100	±1	36	33	23	6	2	±3	2.1	±0.1	
Enlisted	100	±1	36	32	23	6	3	±3	2.1	±0.1	
Officers	100	±1	40	36	18	5	2	±5	1.9	±0.1	
USAR	100	±1	36	34	22	6	2	±3	2.0	±0.1	
Enlisted	100	±1	35	34	23	6	2	±4	2.1	±0.1	
Officers	99	±1	42	34	17	4	3	±5	1.9	±0.1	
USNR	100	±1	33	35	25	5	2	±5	2.1	±0.1	
Enlisted	99	±1	32	33	27	5	2	±6	2.1	±0.2	
Officers	100	±0	36	41	19	4	0	±6	1.9	±0.1	
USMCR	99	±2	32	32	28	4	3	±6	2.1	±0.2	
Enlisted	99	±2	31	32	30	4	3	±7	2.2	±0.2	
Officers	99	±2	45	37	13	3	2	±8	1.8	±0.2	
ANG	99	±1	45	35	16	3	1	±3	1.8	±0.1	
Enlisted	100	±1	44	35	16	3	1	±4	1.8	±0.1	
Officers	99	±2	46	38	15	1	0	±7	1.7	±0.1	
USAFR	100	±1	44	36	16	3	1	±4	1.8	±0.1	
Enlisted	100	±1	43	36	17	3	1	±5	1.8	±0.1	
Officers	100	±0	49	34	14	3	0	±7	1.7	±0.2	
USCGR	100	±1	41	37	18	3	1	±4	1.8	±0.1	
Enlisted	100	±1	42	37	17	3	1	±4	1.8	±0.1	
E1 - E4	100	±1	40	36	19	5	1	±6	1.9	±0.1	
E5 - E9	100	±1	44	38	15	2	1	±6	1.8	±0.1	
Officers	100	±1	36	38	21	4	0	±4	1.9	±0.1	
O1 - O3	100	±0	36	40	20	4	0	±5	1.9	±0.1	
O4 - O6	99	±2	36	35	25	4	0	±7	2.0	±0.2	
Females	100	±1	35	41	20	4	0	±4	1.9	±0.1	
Enlisted	100	±1	35	42	19	4	1	±5	1.9	±0.1	
Officers	99	±2	36	36	24	4	0	±6	2.0	±0.2	
Males	100	±1	43	37	17	3	1	±4	1.8	±0.1	
Enlisted	100	±1	44	36	16	3	1	±5	1.8	±0.1	
Officers	100	±1	37	39	20	4	0	±4	1.9	±0.1	

49. Perceived Stress scale: Constructed from Q49a-j. Perceived Stress can be defined as Reserve members' stress levels, measured by their emotional experiences/reactions in the month prior to taking the survey.

	Percent Responding		Mean	Max ME	Perceived Stress
TOTAL DOD	95	±1	13.1	±0.2	
ARNG	95	±1	13.6	±0.3	
USAR	94	±2	13.4	±0.4	
USNR	94	±2	13.3	±0.5	
USMCR	94	±3	14.1	±0.9	
ANG	95	±2	11.8	±0.4	
USAFR	96	±2	11.4	±0.5	
Enlisted	95	±1	13.4	±0.2	
E1 – E4	95	±1	13.7	±0.3	
E1 – E3	95	±2	13.4	±0.5	
E4	95	±2	13.9	±0.4	
E5 – E9	94	±1	13.1	±0.3	
E5 – E7	95	±1	13.2	±0.3	
E8 – E9	93	±2	11.6	±0.5	
Officers	95	±1	11.7	±0.3	
O1 – O3	94	±2	12.1	±0.5	
O4 – O6	95	±2	11.5	±0.4	
W1 – W5	95	±3	11.2	±0.8	
Reserve Unit	95	±1	13.2	±0.2	
AGR/FTS/AR	94	±2	13.0	±0.4	
IMA	94	±3	11.7	±0.7	
Not Activated Past 12 Months	95	±1	13.0	±0.2	
Activated Past 12 Months	95	±1	13.4	±0.4	
Not Deployed Past 12 Months	95	±1	13.1	±0.2	
Deployed Past 12 Months	95	±2	13.5	±0.5	
Non-Hispanic White	95	±1	13.0	±0.2	
Total Minority	94	±1	13.3	±0.3	
Non-Hispanic Black	93	±2	12.9	±0.5	
Hispanic	94	±2	13.3	±0.5	
FEMALES	95	±1	13.6	±0.3	
Enlisted	95	±1	13.9	±0.3	
E1 – E4	95	±2	14.1	±0.4	
E5 – E9	95	±1	13.6	±0.3	
Officers	95	±2	12.3	±0.4	
O1 – O3	96	±2	12.4	±0.5	
O4 – O6	94	±2	12.1	±0.5	
Reserve Unit	95	±1	13.6	±0.3	
AGR/FTS/AR	94	±2	14.2	±0.5	
IMA	95	±3	11.2	±0.8	
Non-Hispanic White	96	±1	13.5	±0.3	
Total Minority	94	±1	13.8	±0.4	
ARNG	95	±2	14.2	±0.4	
Enlisted	95	±2	14.4	±0.5	
Officers	94	±4	12.8	±0.8	
USAR	95	±2	13.8	±0.4	
Enlisted	95	±2	14.2	±0.5	
Officers	96	±2	12.3	±0.7	

Note. Percent responding are Reserve members who answered the question. The scale ranges from 0 to 40. Higher scores indicate greater perceived stress. The overall Cronbach's coefficient alpha = 0.87 (males = 0.86 and females = 0.88).

49. Continued	Percent Responding		Mean	Max ME	Perceived Stress
USNR	95	±3	14.2	±0.7	
Enlisted	95	±3	14.5	±0.9	
Officers	96	±2	13.0	±0.8	
USMCR	94	±4	14.7	±1.3	
Enlisted	93	±5	15.2	±1.5	
Officers	96	±4	12.4	±1.4	
ANG	93	±2	12.5	±0.5	
Enlisted	93	±2	12.5	±0.5	
Officers	94	±4	11.8	±0.7	
USAFR	96	±2	12.2	±0.5	
Enlisted	96	±2	12.4	±0.6	
Officers	95	±3	11.3	±0.8	
MALES	95	±1	13.0	±0.2	
Enlisted	95	±1	13.3	±0.3	
E1 - E4	95	±2	13.6	±0.4	
E5 - E9	94	±1	12.9	±0.3	
Officers	94	±2	11.6	±0.4	
O1 - O3	94	±2	12.0	±0.6	
O4 - O6	95	±2	11.4	±0.5	
Reserve Unit	95	±1	13.1	±0.2	
AGR/FTS/AR	94	±2	12.7	±0.5	
IMA	94	±3	11.9	±0.8	
Non-Hispanic White	95	±1	12.9	±0.3	
Total Minority	94	±2	13.2	±0.4	
ARNG	95	±1	13.5	±0.4	
Enlisted	95	±1	13.6	±0.4	
Officers	94	±3	12.6	±0.6	
USAR	94	±2	13.3	±0.4	
Enlisted	94	±2	13.7	±0.5	
Officers	93	±3	11.6	±0.7	
USNR	94	±3	13.1	±0.6	
Enlisted	94	±3	13.5	±0.8	
Officers	97	±3	11.6	±0.8	
USMCR	94	±3	14.0	±0.9	
Enlisted	94	±4	14.3	±1.0	
Officers	95	±3	11.3	±0.8	
ANG	95	±2	11.6	±0.4	
Enlisted	95	±2	11.9	±0.5	
Officers	97	±3	10.2	±0.8	
USAFR	96	±2	11.1	±0.6	
Enlisted	97	±2	11.4	±0.7	
Officers	95	±3	9.9	±0.8	
USCGR	94	±2	11.9	±0.5	
Enlisted	94	±2	11.9	±0.6	
E1 - E4	96	±2	12.3	±0.7	
E5 - E9	93	±3	11.5	±0.8	
Officers	93	±2	11.9	±0.5	
O1 - O3	94	±3	12.2	±0.6	
O4 - O6	94	±4	11.6	±0.8	
Females	95	±2	12.5	±0.5	
Enlisted	95	±2	12.6	±0.6	
Officers	94	±3	12.4	±0.8	
Males	94	±2	11.7	±0.6	
Enlisted	94	±3	11.7	±0.6	
Officers	93	±3	11.7	±0.6	

50. Below is a list of problems that people sometimes have in response to stressful experiences. Please indicate how much you have been bothered by the following in the past month.

a. Having repeated, disturbing memories, thoughts, or images of a stressful experience?

- 1. Not at all
- 2. A little bit
- 3. Moderately
- 4. Quite a bit
- 5. Extremely

	Percent Responding		Percentages					Max ME	Average Amount		
			1	2	3	4	5				
TOTAL DOD	99	±1	64	21	9	4	2	±2	1.6	±0.1	■
ARNG	99	±1	60	23	11	4	2	±2	1.6	±0.1	■
USAR	100	±1	62	23	9	4	2	±3	1.6	±0.1	■
USNR	99	±1	63	23	9	4	1	±4	1.6	±0.1	■
USMCR	99	±1	60	23	10	5	2	±6	1.7	±0.2	■
ANG	100	±1	75	17	5	2	1	±3	1.4	±0.1	■
USAFR	99	±1	77	15	5	3	0	±3	1.3	±0.1	■
Enlisted	99	±1	63	21	9	4	2	±2	1.6	±0.1	■
E1 – E4	99	±1	66	20	9	4	2	±3	1.6	±0.1	■
E1 – E3	100	±1	72	17	7	3	2	±4	1.5	±0.1	■
E4	99	±1	62	22	10	4	2	±3	1.6	±0.1	■
E5 – E9	100	±1	62	23	10	4	1	±2	1.6	±0.1	■
E5 – E7	100	±1	61	23	10	5	2	±2	1.6	±0.1	■
E8 – E9	99	±1	66	21	8	4	1	±4	1.5	±0.1	■
Officers	99	±1	69	21	6	3	1	±2	1.5	±0.1	■
O1 – O3	99	±1	67	22	7	3	1	±4	1.5	±0.1	■
O4 – O6	99	±1	71	21	5	3	1	±3	1.4	±0.1	■
W1 – W5	100	±1	67	22	8	2	1	±6	1.5	±0.1	■
Reserve Unit	100	±1	64	21	9	4	2	±2	1.6	±0.1	■
AGR/FTS/AR	100	±1	63	22	9	5	1	±3	1.6	±0.1	■
IMA	99	±1	66	24	5	3	1	±5	1.5	±0.1	■
Not Activated Past 12 Months	99	±1	66	21	8	4	2	±2	1.6	±0.1	■
Activated Past 12 Months	100	±1	60	24	10	4	1	±3	1.6	±0.1	■
Not Deployed Past 12 Months	99	±1	66	20	8	4	2	±2	1.6	±0.1	■
Deployed Past 12 Months	100	±1	56	27	11	4	1	±4	1.7	±0.1	■
Non-Hispanic White	100	±1	65	21	8	4	1	±2	1.5	±0.1	■
Total Minority	99	±1	63	22	9	4	2	±2	1.6	±0.1	■
Non-Hispanic Black	99	±1	62	22	9	4	2	±4	1.6	±0.1	■
Hispanic	99	±1	64	21	9	4	2	±4	1.6	±0.1	■
FEMALES	99	±1	63	22	9	5	2	±2	1.6	±0.1	■
Enlisted	99	±1	62	21	9	5	2	±2	1.6	±0.1	■
E1 – E4	99	±1	63	21	9	5	3	±3	1.6	±0.1	■
E5 – E9	99	±1	62	22	9	5	2	±2	1.6	±0.1	■
Officers	99	±1	66	24	7	3	1	±3	1.5	±0.1	■
O1 – O3	99	±1	66	24	6	3	1	±4	1.5	±0.1	■
O4 – O6	100	±1	65	25	6	3	1	±4	1.5	±0.1	■
Reserve Unit	99	±1	63	22	9	5	2	±2	1.6	±0.1	■
AGR/FTS/AR	99	±1	60	23	9	5	3	±4	1.7	±0.1	■
IMA	99	±2	69	21	7	2	1	±6	1.5	±0.1	■
Non-Hispanic White	100	±1	64	22	8	5	2	±2	1.6	±0.1	■
Total Minority	99	±1	61	21	10	5	2	±3	1.7	±0.1	■
ARNG	99	±1	58	24	10	5	3	±3	1.7	±0.1	■
Enlisted	99	±1	58	23	11	5	3	±3	1.7	±0.1	■
Officers	99	±2	61	29	7	2	1	±7	1.5	±0.1	■
USAR	100	±1	62	21	9	6	3	±3	1.7	±0.1	■
Enlisted	100	±1	61	21	9	6	3	±3	1.7	±0.1	■
Officers	100	±1	65	24	7	3	1	±5	1.5	±0.1	■

Note. Percent responding are Reserve members who answered the question.

2012 Workplace and Gender Relations Survey of Reserve Component Members

50a. Continued	Percent Responding		Percentages					Max ME	Average Amount		
			1	2	3	4	5				
USNR	99	±1	60	23	8	7	2	±5	1.7	±0.1	■
Enlisted	99	±1	60	22	8	7	2	±6	1.7	±0.2	■
Officers	100	±1	62	25	6	6	1	±6	1.6	±0.1	■
USMCR	99	±2	53	29	7	5	5	±8	1.8	±0.2	■
Enlisted	99	±3	53	28	7	5	6	±10	1.8	±0.3	■
Officers	97	±4	53	34	7	5	1	±11	1.7	±0.2	■
ANG	99	±1	71	20	6	3	1	±3	1.4	±0.1	■
Enlisted	99	±1	71	19	7	3	1	±4	1.4	±0.1	■
Officers	99	±1	70	21	5	3	1	±5	1.4	±0.1	■
USAFR	99	±1	72	17	7	3	1	±4	1.4	±0.1	■
Enlisted	99	±1	71	18	7	4	1	±4	1.5	±0.1	■
Officers	99	±1	75	17	5	2	0	±5	1.4	±0.1	■
MALES	100	±1	65	21	9	4	2	±2	1.6	±0.1	■
Enlisted	100	±1	64	22	9	4	2	±2	1.6	±0.1	■
E1 – E4	99	±1	66	20	8	3	2	±3	1.5	±0.1	■
E5 – E9	100	±1	62	23	10	4	1	±2	1.6	±0.1	■
Officers	99	±1	69	21	6	3	1	±3	1.5	±0.1	■
O1 – O3	100	±1	67	21	7	4	1	±4	1.5	±0.1	■
O4 – O6	99	±1	72	20	5	3	1	±3	1.4	±0.1	■
Reserve Unit	100	±1	65	21	9	4	2	±2	1.6	±0.1	■
AGR/FTS/AR	100	±1	63	22	9	5	1	±4	1.6	±0.1	■
IMA	99	±2	65	25	5	3	2	±6	1.5	±0.1	■
Non-Hispanic White	100	±1	65	21	8	4	1	±2	1.5	±0.1	■
Total Minority	99	±1	63	22	9	4	2	±3	1.6	±0.1	■
ARNG	99	±1	61	23	11	4	2	±3	1.6	±0.1	■
Enlisted	99	±1	60	22	11	4	2	±3	1.6	±0.1	■
Officers	99	±1	63	24	8	4	1	±5	1.6	±0.1	■
USAR	100	±1	62	23	8	3	2	±3	1.6	±0.1	■
Enlisted	100	±1	61	24	9	4	2	±4	1.6	±0.1	■
Officers	100	±1	68	21	7	3	1	±5	1.5	±0.1	■
USNR	99	±1	63	23	10	3	1	±5	1.6	±0.1	■
Enlisted	99	±2	60	24	11	4	1	±6	1.6	±0.1	■
Officers	100	±0	73	20	6	2	0	±6	1.4	±0.1	■
USMCR	100	±1	61	23	10	5	2	±7	1.7	±0.2	■
Enlisted	100	±1	60	22	10	5	2	±7	1.7	±0.2	■
Officers	98	±2	67	24	5	4	0	±8	1.5	±0.1	■
ANG	100	±1	77	16	5	2	1	±3	1.3	±0.1	■
Enlisted	100	±1	76	17	5	2	1	±3	1.3	±0.1	■
Officers	100	±1	80	13	4	3	0	±6	1.3	±0.1	■
USAFR	99	±1	78	15	4	3	0	±4	1.3	±0.1	■
Enlisted	99	±2	78	14	5	3	1	±5	1.3	±0.1	■
Officers	100	±1	81	16	2	1	0	±6	1.2	±0.1	■
USCGR	100	±1	73	18	7	3	0	±4	1.4	±0.1	■
Enlisted	100	±1	73	18	7	2	0	±4	1.4	±0.1	■
E1 – E4	100	±1	70	20	8	2	1	±5	1.4	±0.1	■
E5 – E9	100	±1	74	17	6	3	0	±6	1.4	±0.1	■
Officers	99	±1	73	17	6	3	0	±4	1.4	±0.1	■
O1 – O3	99	±1	71	17	8	4	0	±5	1.5	±0.1	■
O4 – O6	99	±2	74	18	4	4	0	±6	1.4	±0.1	■
Females	100	±1	67	21	8	4	0	±4	1.5	±0.1	■
Enlisted	100	±0	66	21	8	4	0	±5	1.5	±0.1	■
Officers	99	±1	69	18	6	6	1	±6	1.5	±0.2	■
Males	100	±1	74	17	7	2	0	±4	1.4	±0.1	■
Enlisted	100	±1	74	17	7	2	0	±5	1.4	±0.1	■
Officers	99	±1	74	17	6	3	0	±4	1.4	±0.1	■

50. Below is a list of problems that people sometimes have in response to stressful experiences. Please indicate how much you have been bothered by the following in the past month.

b. Having repeated, disturbing dreams of a stressful experience?

1. Not at all
4. Quite a bit

2. A little bit
5. Extremely

3. Moderately

	Percent Responding		Percentages					Max ME	Average Amount		
			1	2	3	4	5				
TOTAL DOD	99	±1	73	16	7	3	1	±2	1.4	±0.1	█
ARNG	99	±1	69	18	8	4	2	±2	1.5	±0.1	█
USAR	99	±1	72	16	7	3	2	±3	1.5	±0.1	█
USNR	99	±1	73	16	7	3	0	±4	1.4	±0.1	█
USMCR	98	±2	69	15	9	5	1	±6	1.5	±0.2	█
ANG	99	±1	83	11	4	2	0	±2	1.3	±0.1	█
USAFR	99	±1	84	11	3	1	1	±3	1.2	±0.1	█
Enlisted	99	±1	72	16	7	3	1	±2	1.5	±0.1	█
E1 – E4	99	±1	74	14	7	3	2	±2	1.4	±0.1	█
E1 – E3	99	±1	80	11	6	2	1	±3	1.3	±0.1	█
E4	99	±1	71	17	7	3	2	±3	1.5	±0.1	█
E5 – E9	99	±1	70	17	8	4	1	±2	1.5	±0.1	█
E5 – E7	99	±1	70	17	8	4	1	±2	1.5	±0.1	█
E8 – E9	100	±1	74	17	5	4	1	±4	1.4	±0.1	█
Officers	99	±1	77	16	5	2	1	±2	1.3	±0.1	█
O1 – O3	99	±1	76	15	6	2	0	±4	1.4	±0.1	█
O4 – O6	99	±1	79	15	4	2	1	±3	1.3	±0.1	█
W1 – W5	100	±1	74	18	6	1	1	±5	1.4	±0.1	█
Reserve Unit	99	±1	73	15	7	3	1	±2	1.4	±0.1	█
AGR/FTS/AR	99	±1	70	19	6	3	1	±3	1.4	±0.1	█
IMA	99	±1	74	19	5	2	1	±5	1.4	±0.1	█
Not Activated Past 12 Months	99	±1	74	15	7	3	1	±2	1.4	±0.1	█
Activated Past 12 Months	99	±1	69	18	8	4	1	±3	1.5	±0.1	█
Not Deployed Past 12 Months	99	±1	74	15	7	3	1	±2	1.4	±0.1	█
Deployed Past 12 Months	99	±1	66	20	9	3	1	±4	1.5	±0.1	█
Non-Hispanic White	99	±1	73	16	7	3	1	±2	1.4	±0.1	█
Total Minority	99	±1	72	16	7	3	2	±2	1.5	±0.1	█
Non-Hispanic Black	99	±1	73	15	8	3	1	±3	1.5	±0.1	█
Hispanic	99	±1	72	15	7	4	2	±3	1.5	±0.1	█
FEMALES	99	±1	72	16	7	4	2	±2	1.5	±0.1	█
Enlisted	99	±1	71	16	7	4	2	±2	1.5	±0.1	█
E1 – E4	99	±1	71	15	8	4	2	±3	1.5	±0.1	█
E5 – E9	99	±1	71	17	7	4	2	±2	1.5	±0.1	█
Officers	98	±2	77	15	5	2	1	±3	1.3	±0.1	█
O1 – O3	98	±3	78	15	5	2	1	±4	1.3	±0.1	█
O4 – O6	99	±1	78	16	5	1	1	±4	1.3	±0.1	█
Reserve Unit	99	±1	72	15	7	4	2	±2	1.5	±0.1	█
AGR/FTS/AR	99	±1	70	17	6	4	2	±4	1.5	±0.1	█
IMA	98	±2	75	17	6	1	1	±6	1.4	±0.1	█
Non-Hispanic White	99	±1	72	16	7	4	2	±2	1.5	±0.1	█
Total Minority	99	±1	72	15	7	4	2	±2	1.5	±0.1	█
ARNG	99	±1	68	18	8	4	2	±3	1.6	±0.1	█
Enlisted	99	±1	67	18	8	4	3	±3	1.6	±0.1	█
Officers	98	±2	75	18	4	3	1	±6	1.4	±0.1	█
USAR	99	±1	71	15	8	4	2	±3	1.5	±0.1	█
Enlisted	100	±1	69	15	8	5	2	±3	1.6	±0.1	█
Officers	97	±4	78	14	7	1	1	±5	1.3	±0.1	█

Note. Percent responding are Reserve members who answered the question.

2012 Workplace and Gender Relations Survey of Reserve Component Members

50b. Continued	Percent Responding		Percentages					Max ME	Average Amount		
			1	2	3	4	5				
USNR	99	±1	73	17	6	4	1	±5	1.4	±0.1	■
Enlisted	100	±1	73	16	6	4	1	±6	1.4	±0.1	■
Officers	99	±1	71	20	5	4	0	±6	1.4	±0.1	■
USMCR	99	±1	63	20	7	5	4	±9	1.7	±0.2	■
Enlisted	100	±1	62	21	7	5	5	±10	1.7	±0.3	■
Officers	97	±4	70	15	9	4	1	±11	1.5	±0.2	■
ANG	99	±1	79	13	5	2	0	±3	1.3	±0.1	■
Enlisted	99	±1	78	13	6	2	0	±4	1.3	±0.1	■
Officers	99	±1	83	13	2	1	1	±5	1.2	±0.1	■
USAFR	99	±1	79	13	5	2	1	±3	1.3	±0.1	■
Enlisted	100	±1	78	13	6	2	1	±4	1.3	±0.1	■
Officers	99	±1	81	14	3	1	1	±5	1.3	±0.1	■
MALES	99	±1	73	16	7	3	1	±2	1.4	±0.1	■
Enlisted	99	±1	72	16	7	3	1	±2	1.5	±0.1	■
E1 - E4	99	±1	75	14	7	2	1	±3	1.4	±0.1	■
E5 - E9	99	±1	70	17	8	4	1	±2	1.5	±0.1	■
Officers	99	±1	77	16	5	2	1	±3	1.3	±0.1	■
O1 - O3	99	±1	75	15	6	3	0	±4	1.4	±0.1	■
O4 - O6	99	±1	79	15	4	2	1	±3	1.3	±0.1	■
Reserve Unit	99	±1	73	15	7	3	1	±2	1.4	±0.1	■
AGR/FTS/AR	100	±1	71	20	6	3	0	±4	1.4	±0.1	■
IMA	99	±1	73	19	4	2	1	±6	1.4	±0.1	■
Non-Hispanic White	99	±1	74	16	7	3	1	±2	1.4	±0.1	■
Total Minority	99	±1	72	16	7	3	2	±3	1.5	±0.1	■
ARNG	99	±1	69	18	8	4	1	±3	1.5	±0.1	■
Enlisted	99	±1	69	18	9	4	2	±3	1.5	±0.1	■
Officers	99	±1	70	20	6	3	1	±5	1.4	±0.1	■
USAR	99	±1	72	17	7	3	2	±3	1.4	±0.1	■
Enlisted	99	±1	71	17	7	3	2	±4	1.5	±0.1	■
Officers	99	±1	77	14	5	3	1	±5	1.4	±0.1	■
USNR	99	±1	73	16	8	3	0	±4	1.4	±0.1	■
Enlisted	99	±2	71	16	9	4	1	±5	1.5	±0.1	■
Officers	99	±2	80	15	5	1	0	±6	1.3	±0.1	■
USMCR	98	±2	70	15	9	5	1	±6	1.5	±0.2	■
Enlisted	98	±2	69	15	10	5	1	±7	1.5	±0.2	■
Officers	98	±2	75	18	4	3	0	±8	1.4	±0.1	■
ANG	99	±1	83	11	4	2	0	±3	1.2	±0.1	■
Enlisted	99	±1	83	11	4	2	0	±3	1.3	±0.1	■
Officers	100	±1	85	11	4	1	0	±5	1.2	±0.1	■
USAFR	99	±1	85	10	3	1	1	±4	1.2	±0.1	■
Enlisted	99	±2	84	11	3	1	1	±4	1.2	±0.1	■
Officers	99	±2	89	9	2	0	0	±5	1.1	±0.1	■
USCGR	100	±1	80	13	6	2	0	±3	1.3	±0.1	■
Enlisted	100	±1	80	13	6	1	0	±4	1.3	±0.1	■
E1 - E4	99	±1	79	14	6	1	0	±5	1.3	±0.1	■
E5 - E9	100	±1	80	12	6	2	0	±5	1.3	±0.1	■
Officers	99	±1	79	13	5	2	0	±3	1.3	±0.1	■
O1 - O3	98	±2	78	14	6	2	0	±4	1.3	±0.1	■
O4 - O6	99	±2	79	14	4	3	0	±6	1.3	±0.1	■
Females	100	±1	75	16	5	4	0	±4	1.4	±0.1	■
Enlisted	100	±1	75	16	6	3	0	±5	1.4	±0.1	■
Officers	99	±1	75	15	4	5	1	±6	1.4	±0.2	■
Males	100	±1	81	12	6	1	0	±4	1.3	±0.1	■
Enlisted	100	±1	81	12	6	1	0	±4	1.3	±0.1	■
Officers	99	±1	80	13	5	2	0	±4	1.3	±0.1	■

50. Below is a list of problems that people sometimes have in response to stressful experiences. Please indicate how much you have been bothered by the following in the past month.

c. Suddenly acting or feeling as if a stressful experience were happening again (as if you were reliving it)?

- 1. Not at all
- 2. A little bit
- 3. Moderately
- 4. Quite a bit
- 5. Extremely

	Percent Responding		Percentages					Max ME	Average Amount		
			1	2	3	4	5				
TOTAL DOD	99	±1	74	15	7	3	1	±1	1.4	±0.1	
ARNG	99	±1	71	17	8	3	1	±2	1.5	±0.1	
USAR	99	±1	72	16	7	3	2	±3	1.5	±0.1	
USNR	99	±1	74	14	8	3	1	±4	1.4	±0.1	
USMCR	99	±1	70	18	9	3	1	±6	1.5	±0.1	
ANG	99	±1	85	11	3	1	1	±2	1.2	±0.1	
USAFR	99	±1	86	8	5	1	0	±3	1.2	±0.1	
Enlisted	99	±1	73	16	7	3	1	±2	1.4	±0.1	
E1 – E4	99	±1	74	15	7	2	2	±2	1.4	±0.1	
E1 – E3	99	±1	77	14	6	1	1	±4	1.4	±0.1	
E4	99	±1	72	16	7	3	2	±3	1.5	±0.1	
E5 – E9	99	±1	73	16	8	3	1	±2	1.4	±0.1	
E5 – E7	99	±1	72	16	8	3	1	±2	1.4	±0.1	
E8 – E9	98	±1	77	15	6	2	1	±4	1.3	±0.1	
Officers	99	±1	81	12	4	2	0	±2	1.3	±0.1	
O1 – O3	99	±1	79	13	5	2	0	±3	1.3	±0.1	
O4 – O6	99	±1	84	11	3	2	1	±3	1.2	±0.1	
W1 – W5	99	±2	77	16	5	1	0	±5	1.3	±0.1	
Reserve Unit	99	±1	74	15	7	2	1	±2	1.4	±0.1	
AGR/FTS/AR	99	±1	74	15	7	3	1	±3	1.4	±0.1	
IMA	99	±1	78	14	5	2	1	±5	1.3	±0.1	
Not Activated Past 12 Months	99	±1	75	15	7	2	1	±2	1.4	±0.1	
Activated Past 12 Months	99	±1	73	15	8	3	1	±3	1.4	±0.1	
Not Deployed Past 12 Months	99	±1	75	15	6	2	1	±2	1.4	±0.1	
Deployed Past 12 Months	99	±1	70	17	9	3	1	±3	1.5	±0.1	
Non-Hispanic White	99	±1	75	15	6	2	1	±2	1.4	±0.1	
Total Minority	99	±1	73	15	8	3	2	±2	1.5	±0.1	
Non-Hispanic Black	99	±1	73	15	8	3	2	±3	1.5	±0.1	
Hispanic	99	±1	74	13	8	3	1	±3	1.4	±0.1	
FEMALES	99	±1	75	15	6	3	2	±2	1.4	±0.1	
Enlisted	99	±1	73	15	7	3	2	±2	1.5	±0.1	
E1 – E4	99	±1	72	15	7	3	2	±3	1.5	±0.1	
E5 – E9	99	±1	74	15	6	4	1	±2	1.4	±0.1	
Officers	99	±1	81	13	4	1	0	±3	1.3	±0.1	
O1 – O3	99	±1	83	13	3	1	0	±4	1.2	±0.1	
O4 – O6	99	±1	81	13	4	1	1	±4	1.3	±0.1	
Reserve Unit	99	±1	75	15	6	3	1	±2	1.4	±0.1	
AGR/FTS/AR	99	±1	72	16	7	3	2	±4	1.5	±0.1	
IMA	98	±2	82	12	5	1	1	±6	1.3	±0.1	
Non-Hispanic White	99	±1	76	15	5	3	1	±2	1.4	±0.1	
Total Minority	99	±1	73	15	7	3	2	±2	1.5	±0.1	
ARNG	99	±1	71	16	7	4	2	±3	1.5	±0.1	
Enlisted	98	±1	70	16	8	4	2	±3	1.5	±0.1	
Officers	99	±2	79	16	3	1	1	±6	1.3	±0.1	
USAR	99	±1	73	16	6	3	2	±3	1.5	±0.1	
Enlisted	99	±1	71	16	6	4	3	±3	1.5	±0.1	
Officers	99	±2	79	15	4	1	0	±5	1.3	±0.1	

Note. Percent responding are Reserve members who answered the question.

2012 Workplace and Gender Relations Survey of Reserve Component Members

50c. Continued	Percent Responding		Percentages					Max ME	Average Amount		
			1	2	3	4	5				
USNR	100	±0	73	15	7	4	1	±5	1.5	±0.1	■
Enlisted	100	±0	72	15	8	4	2	±6	1.5	±0.2	■
Officers	100	±0	78	15	5	2	1	±6	1.3	±0.1	■
USMCR	99	±1	70	14	8	4	4	±8	1.6	±0.2	■
Enlisted	99	±1	69	15	7	5	4	±10	1.6	±0.3	■
Officers	97	±4	74	13	10	1	1	±11	1.4	±0.2	■
ANG	99	±1	83	11	4	2	0	±3	1.3	±0.1	■
Enlisted	99	±1	82	12	4	2	0	±3	1.3	±0.1	■
Officers	99	±1	88	8	3	2	0	±4	1.2	±0.1	■
USAFR	99	±1	81	12	5	2	0	±3	1.3	±0.1	■
Enlisted	98	±2	80	13	5	2	0	±4	1.3	±0.1	■
Officers	99	±2	88	8	3	1	0	±4	1.2	±0.1	■
MALES	99	±1	74	15	7	2	1	±2	1.4	±0.1	■
Enlisted	99	±1	73	16	7	3	1	±2	1.4	±0.1	■
E1 - E4	99	±1	74	15	7	2	1	±3	1.4	±0.1	■
E5 - E9	99	±1	72	16	8	3	1	±2	1.4	±0.1	■
Officers	99	±1	81	12	4	2	0	±2	1.3	±0.1	■
O1 - O3	99	±1	79	14	6	2	0	±4	1.3	±0.1	■
O4 - O6	99	±1	85	10	3	2	1	±3	1.2	±0.1	■
Reserve Unit	99	±1	74	15	7	2	1	±2	1.4	±0.1	■
AGR/FTS/AR	99	±1	75	15	6	3	0	±3	1.4	±0.1	■
IMA	99	±1	77	15	5	2	1	±6	1.3	±0.1	■
Non-Hispanic White	99	±1	75	15	6	2	1	±2	1.4	±0.1	■
Total Minority	99	±1	73	15	8	3	1	±3	1.4	±0.1	■
ARNG	99	±1	71	17	8	3	1	±2	1.5	±0.1	■
Enlisted	99	±1	70	17	8	3	1	±3	1.5	±0.1	■
Officers	99	±1	76	15	6	2	1	±5	1.4	±0.1	■
USAR	99	±1	72	16	8	3	1	±3	1.4	±0.1	■
Enlisted	99	±1	70	17	9	3	1	±4	1.5	±0.1	■
Officers	99	±1	80	13	5	2	1	±5	1.3	±0.1	■
USNR	99	±1	74	14	8	3	1	±5	1.4	±0.1	■
Enlisted	99	±2	72	15	9	3	1	±6	1.5	±0.1	■
Officers	99	±1	83	12	2	1	0	±5	1.2	±0.1	■
USMCR	99	±1	70	18	9	3	1	±6	1.5	±0.1	■
Enlisted	100	±1	69	18	9	3	1	±7	1.5	±0.2	■
Officers	97	±2	83	12	5	1	0	±5	1.2	±0.1	■
ANG	99	±1	85	10	2	1	1	±3	1.2	±0.1	■
Enlisted	99	±1	85	11	2	1	1	±3	1.2	±0.1	■
Officers	99	±2	89	7	3	0	0	±5	1.1	±0.1	■
USAFR	99	±1	87	7	4	1	0	±3	1.2	±0.1	■
Enlisted	99	±2	86	8	5	1	0	±4	1.2	±0.1	■
Officers	99	±1	92	5	2	0	0	±4	1.1	±0.1	■
USCGR	99	±1	82	10	6	1	0	±3	1.3	±0.1	■
Enlisted	99	±1	81	11	6	1	0	±4	1.3	±0.1	■
E1 - E4	99	±1	81	11	6	1	0	±5	1.3	±0.1	■
E5 - E9	99	±1	82	11	6	1	0	±5	1.3	±0.1	■
Officers	99	±1	85	8	5	2	0	±3	1.2	±0.1	■
O1 - O3	99	±2	86	6	7	2	0	±4	1.3	±0.1	■
O4 - O6	100	±0	82	10	5	2	0	±6	1.3	±0.1	■
Females	99	±1	81	12	5	3	0	±4	1.3	±0.1	■
Enlisted	99	±1	80	14	4	2	0	±4	1.3	±0.1	■
Officers	100	±0	86	4	5	4	1	±5	1.3	±0.1	■
Males	99	±1	82	10	6	1	0	±4	1.3	±0.1	■
Enlisted	99	±1	82	11	7	1	0	±4	1.3	±0.1	■
Officers	99	±1	85	8	6	1	0	±4	1.2	±0.1	■

50. Below is a list of problems that people sometimes have in response to stressful experiences. Please indicate how much you have been bothered by the following in the past month.

d. Feeling very upset when something reminded you of a stressful experience?

- 1. Not at all
- 2. A little bit
- 3. Moderately
- 4. Quite a bit
- 5. Extremely

	Percent Responding		Percentages					Max ME	Average Amount		
			1	2	3	4	5				
TOTAL DOD	99	±1	67	20	8	3	2	±2	1.5	±0.1	■
ARNG	99	±1	63	22	10	3	2	±2	1.6	±0.1	■
USAR	99	±1	65	22	8	3	2	±3	1.6	±0.1	■
USNR	98	±2	67	19	9	3	1	±4	1.5	±0.1	■
USMCR	99	±2	61	23	10	4	3	±6	1.7	±0.2	■
ANG	99	±1	77	16	4	2	1	±3	1.3	±0.1	■
USAFR	98	±1	78	15	5	1	1	±3	1.3	±0.1	■
Enlisted	99	±1	65	21	9	3	2	±2	1.6	±0.1	■
E1 – E4	99	±1	66	20	9	3	2	±3	1.6	±0.1	■
E1 – E3	99	±1	69	18	8	3	2	±4	1.5	±0.1	■
E4	99	±1	64	21	9	3	3	±3	1.6	±0.1	■
E5 – E9	99	±1	65	21	9	3	2	±2	1.6	±0.1	■
E5 – E7	99	±1	64	22	9	4	2	±2	1.6	±0.1	■
E8 – E9	100	±1	70	19	8	2	1	±4	1.5	±0.1	■
Officers	99	±1	73	19	6	2	1	±2	1.4	±0.1	■
O1 – O3	100	±1	69	21	7	3	1	±4	1.4	±0.1	■
O4 – O6	99	±1	76	17	5	2	1	±3	1.3	±0.1	■
W1 – W5	99	±1	73	20	5	2	0	±5	1.4	±0.1	■
Reserve Unit	99	±1	67	20	9	3	2	±2	1.5	±0.1	■
AGR/FTS/AR	99	±1	66	21	8	3	1	±3	1.5	±0.1	■
IMA	98	±2	69	22	6	3	0	±5	1.4	±0.1	■
Not Activated Past 12 Months	99	±1	67	20	8	3	2	±2	1.5	±0.1	■
Activated Past 12 Months	99	±1	64	21	10	3	2	±3	1.6	±0.1	■
Not Deployed Past 12 Months	99	±1	67	20	8	3	2	±2	1.5	±0.1	■
Deployed Past 12 Months	99	±1	62	22	10	3	2	±4	1.6	±0.1	■
Non-Hispanic White	99	±1	67	20	8	3	1	±2	1.5	±0.1	■
Total Minority	99	±1	65	21	9	3	2	±2	1.6	±0.1	■
Non-Hispanic Black	99	±1	65	20	9	3	3	±4	1.6	±0.1	■
Hispanic	99	±1	65	21	8	3	2	±4	1.6	±0.1	■
FEMALES	99	±1	64	21	8	4	2	±2	1.6	±0.1	■
Enlisted	99	±1	63	21	9	4	2	±2	1.6	±0.1	■
E1 – E4	99	±1	63	20	10	5	3	±3	1.6	±0.1	■
E5 – E9	99	±1	63	23	8	4	2	±2	1.6	±0.1	■
Officers	99	±1	71	20	5	3	1	±3	1.4	±0.1	■
O1 – O3	99	±1	72	20	4	3	1	±4	1.4	±0.1	■
O4 – O6	99	±1	71	20	6	2	1	±4	1.4	±0.1	■
Reserve Unit	99	±1	65	21	8	4	2	±2	1.6	±0.1	■
AGR/FTS/AR	99	±1	59	26	7	4	3	±4	1.7	±0.1	■
IMA	98	±2	74	18	6	2	0	±6	1.4	±0.1	■
Non-Hispanic White	99	±1	65	21	8	4	2	±2	1.6	±0.1	■
Total Minority	99	±1	63	21	9	4	2	±3	1.6	±0.1	■
ARNG	99	±1	61	22	10	5	3	±3	1.7	±0.1	■
Enlisted	100	±1	60	22	10	5	3	±3	1.7	±0.1	■
Officers	99	±2	64	25	6	4	1	±6	1.5	±0.2	■
USAR	99	±1	63	21	8	5	3	±3	1.6	±0.1	■
Enlisted	99	±1	61	21	9	5	3	±3	1.7	±0.1	■
Officers	100	±1	71	19	6	3	1	±5	1.4	±0.1	■

Note. Percent responding are Reserve members who answered the question.

2012 Workplace and Gender Relations Survey of Reserve Component Members

50d. Continued	Percent Responding		Percentages					Max ME	Average Amount		
			1	2	3	4	5				
USNR	99	±1	61	24	9	5	2	±5	1.6	±0.1	■
Enlisted	99	±2	59	24	9	5	2	±6	1.7	±0.2	■
Officers	99	±1	68	21	8	3	1	±6	1.5	±0.1	■
USMCR	100	±1	60	23	8	4	6	±8	1.7	±0.2	■
Enlisted	100	±0	59	23	8	4	6	±10	1.8	±0.3	■
Officers	97	±4	65	21	8	3	3	±11	1.6	±0.2	■
ANG	100	±1	71	21	5	2	0	±3	1.4	±0.1	■
Enlisted	100	±1	70	22	5	2	0	±4	1.4	±0.1	■
Officers	99	±1	77	16	4	2	1	±5	1.3	±0.1	■
USAFR	99	±1	73	18	6	2	1	±4	1.4	±0.1	■
Enlisted	99	±1	71	18	7	2	1	±5	1.4	±0.1	■
Officers	98	±2	79	16	2	2	0	±5	1.3	±0.1	■
MALES	99	±1	67	20	8	3	2	±2	1.5	±0.1	■
Enlisted	99	±1	66	20	9	3	2	±2	1.5	±0.1	■
E1 – E4	99	±1	67	19	9	3	2	±3	1.5	±0.1	■
E5 – E9	99	±1	65	21	9	3	2	±2	1.5	±0.1	■
Officers	99	±1	73	19	6	2	1	±3	1.4	±0.1	■
O1 – O3	100	±1	68	22	7	2	0	±4	1.5	±0.1	■
O4 – O6	99	±1	77	16	5	2	1	±3	1.3	±0.1	■
Reserve Unit	99	±1	67	20	9	3	2	±2	1.5	±0.1	■
AGR/FTS/AR	99	±1	68	20	8	3	1	±4	1.5	±0.1	■
IMA	98	±2	68	23	6	3	0	±6	1.5	±0.1	■
Non-Hispanic White	99	±1	68	20	8	3	1	±2	1.5	±0.1	■
Total Minority	99	±1	65	21	8	3	3	±3	1.6	±0.1	■
ARNG	99	±1	63	22	10	3	2	±3	1.6	±0.1	■
Enlisted	99	±1	62	21	11	3	2	±3	1.6	±0.1	■
Officers	99	±1	66	23	8	3	1	±5	1.5	±0.1	■
USAR	99	±1	65	22	8	3	2	±3	1.5	±0.1	■
Enlisted	99	±1	64	22	9	3	2	±4	1.6	±0.1	■
Officers	100	±1	71	21	4	2	1	±5	1.4	±0.1	■
USNR	98	±2	69	18	9	3	1	±5	1.5	±0.1	■
Enlisted	98	±2	66	18	10	4	2	±6	1.6	±0.1	■
Officers	99	±1	79	14	5	1	0	±6	1.3	±0.1	■
USMCR	99	±2	61	23	10	4	3	±7	1.6	±0.2	■
Enlisted	99	±2	59	23	10	4	3	±7	1.7	±0.2	■
Officers	98	±2	74	17	5	2	1	±6	1.4	±0.1	■
ANG	99	±1	78	15	4	2	1	±3	1.3	±0.1	■
Enlisted	99	±1	77	16	4	2	1	±3	1.3	±0.1	■
Officers	100	±0	83	11	4	1	0	±5	1.2	±0.1	■
USAFR	98	±2	80	15	4	1	0	±4	1.3	±0.1	■
Enlisted	98	±2	79	15	5	0	0	±5	1.3	±0.1	■
Officers	99	±2	85	12	1	1	0	±5	1.2	±0.1	■
USCGR	99	±1	74	17	6	1	0	±3	1.4	±0.1	■
Enlisted	99	±1	74	18	7	1	1	±4	1.4	±0.1	■
E1 – E4	99	±2	71	18	9	2	1	±5	1.4	±0.1	■
E5 – E9	100	±1	76	17	5	1	1	±5	1.3	±0.1	■
Officers	99	±1	78	14	5	3	0	±4	1.3	±0.1	■
O1 – O3	99	±1	78	13	5	3	1	±5	1.4	±0.1	■
O4 – O6	98	±2	76	16	6	2	0	±6	1.3	±0.1	■
Females	99	±1	68	22	6	3	1	±4	1.5	±0.1	■
Enlisted	99	±1	65	26	6	3	1	±5	1.5	±0.1	■
Officers	99	±2	76	11	9	4	1	±6	1.4	±0.2	■
Males	99	±1	76	16	6	1	0	±4	1.3	±0.1	■
Enlisted	99	±1	75	16	7	1	1	±5	1.3	±0.1	■
Officers	98	±2	78	15	5	2	0	±4	1.3	±0.1	■

50. Below is a list of problems that people sometimes have in response to stressful experiences. Please indicate how much you have been bothered by the following in the past month.
 e. Having physical reactions (e.g., heart pounding, trouble breathing, or sweating) when something reminded you of a stressful experience?

1. Not at all
 2. A little bit
 3. Moderately
 4. Quite a bit
 5. Extremely

	Percent Responding		Percentages					Max ME	Average Amount		
			1	2	3	4	5				
TOTAL DOD	99	±1	74	15	7	3	1	±1	1.4	±0.1	█
ARNG	99	±1	69	17	8	3	2	±2	1.5	±0.1	█
USAR	99	±1	73	15	7	3	2	±3	1.5	±0.1	█
USNR	99	±1	72	16	8	3	1	±4	1.4	±0.1	█
USMCR	99	±2	69	17	11	3	1	±6	1.5	±0.1	█
ANG	99	±1	84	10	3	1	1	±2	1.2	±0.1	█
USAFR	99	±1	84	10	4	1	0	±3	1.2	±0.1	█
Enlisted	99	±1	73	15	8	3	2	±2	1.5	±0.1	█
E1 – E4	99	±1	75	13	8	2	2	±2	1.4	±0.1	█
E1 – E3	99	±1	81	10	7	1	1	±3	1.3	±0.1	█
E4	99	±1	72	15	8	3	2	±3	1.5	±0.1	█
E5 – E9	99	±1	71	16	8	4	1	±2	1.5	±0.1	█
E5 – E7	99	±1	71	16	8	4	1	±2	1.5	±0.1	█
E8 – E9	99	±1	75	16	6	2	0	±4	1.4	±0.1	█
Officers	99	±1	77	15	5	2	1	±2	1.3	±0.1	█
O1 – O3	99	±1	76	16	6	2	0	±4	1.3	±0.1	█
O4 – O6	99	±1	79	14	4	2	1	±3	1.3	±0.1	█
W1 – W5	99	±1	76	16	5	2	0	±6	1.3	±0.1	█
Reserve Unit	99	±1	74	15	7	3	1	±2	1.4	±0.1	█
AGR/FTS/AR	99	±1	72	17	7	3	1	±3	1.4	±0.1	█
IMA	98	±2	72	19	4	3	1	±5	1.4	±0.1	█
Not Activated Past 12 Months	99	±1	75	15	7	2	1	±2	1.4	±0.1	█
Activated Past 12 Months	99	±1	71	16	8	4	1	±3	1.5	±0.1	█
Not Deployed Past 12 Months	99	±1	75	14	7	3	1	±2	1.4	±0.1	█
Deployed Past 12 Months	99	±1	68	18	8	4	2	±4	1.5	±0.1	█
Non-Hispanic White	99	±1	74	15	7	3	1	±2	1.4	±0.1	█
Total Minority	99	±1	73	15	8	3	2	±2	1.5	±0.1	█
Non-Hispanic Black	99	±1	74	15	7	3	1	±3	1.4	±0.1	█
Hispanic	99	±1	74	14	8	3	2	±3	1.4	±0.1	█
FEMALES	99	±1	72	16	7	3	2	±2	1.5	±0.1	█
Enlisted	99	±1	71	16	7	4	2	±2	1.5	±0.1	█
E1 – E4	99	±1	72	14	8	3	2	±3	1.5	±0.1	█
E5 – E9	99	±1	70	18	6	4	2	±2	1.5	±0.1	█
Officers	99	±1	77	16	5	2	1	±3	1.3	±0.1	█
O1 – O3	99	±1	78	15	5	2	0	±4	1.3	±0.1	█
O4 – O6	99	±1	76	16	6	2	1	±4	1.3	±0.1	█
Reserve Unit	99	±1	72	16	7	3	2	±2	1.5	±0.1	█
AGR/FTS/AR	99	±1	68	19	6	4	3	±4	1.5	±0.1	█
IMA	99	±2	76	18	4	1	1	±6	1.3	±0.1	█
Non-Hispanic White	99	±1	71	17	7	3	2	±2	1.5	±0.1	█
Total Minority	99	±1	73	15	7	4	2	±2	1.5	±0.1	█
ARNG	99	±1	68	18	7	4	2	±3	1.5	±0.1	█
Enlisted	99	±1	68	18	8	4	3	±3	1.6	±0.1	█
Officers	98	±2	74	18	5	2	1	±6	1.4	±0.1	█
USAR	99	±1	71	15	8	4	2	±3	1.5	±0.1	█
Enlisted	99	±1	69	15	8	5	3	±3	1.6	±0.1	█
Officers	99	±2	77	14	6	2	0	±5	1.3	±0.1	█

Note. Percent responding are Reserve members who answered the question.

2012 Workplace and Gender Relations Survey of Reserve Component Members

50e. Continued	Percent Responding		Percentages					Max ME	Average Amount		
			1	2	3	4	5				
USNR	99	±1	71	18	6	4	1	±5	1.5	±0.1	■
Enlisted	99	±2	70	18	7	4	1	±6	1.5	±0.1	■
Officers	100	±1	73	19	5	2	1	±6	1.4	±0.1	■
USMCR	99	±2	69	15	10	2	4	±8	1.6	±0.2	■
Enlisted	99	±2	70	14	10	2	5	±9	1.6	±0.2	■
Officers	97	±4	67	24	6	1	1	±11	1.5	±0.2	■
ANG	99	±1	78	15	4	2	1	±3	1.3	±0.1	■
Enlisted	99	±1	78	15	4	2	1	±4	1.3	±0.1	■
Officers	99	±1	79	15	3	2	1	±5	1.3	±0.1	■
USAFR	99	±1	80	13	5	1	1	±3	1.3	±0.1	■
Enlisted	99	±1	79	13	6	1	1	±4	1.3	±0.1	■
Officers	99	±2	82	13	4	1	1	±5	1.3	±0.1	■
MALES	99	±1	74	15	7	3	1	±2	1.4	±0.1	■
Enlisted	99	±1	73	15	8	3	1	±2	1.4	±0.1	■
E1 - E4	99	±1	76	13	8	2	2	±3	1.4	±0.1	■
E5 - E9	99	±1	71	16	8	4	1	±2	1.5	±0.1	■
Officers	99	±1	78	15	5	2	1	±3	1.3	±0.1	■
O1 - O3	99	±1	75	16	6	2	0	±4	1.4	±0.1	■
O4 - O6	99	±1	80	14	4	2	1	±3	1.3	±0.1	■
Reserve Unit	99	±1	74	15	7	3	1	±2	1.4	±0.1	■
AGR/FTS/AR	99	±1	73	16	7	3	1	±3	1.4	±0.1	■
IMA	98	±2	72	20	4	4	0	±6	1.4	±0.1	■
Non-Hispanic White	99	±1	75	15	7	2	1	±2	1.4	±0.1	■
Total Minority	99	±1	72	15	8	3	2	±3	1.5	±0.1	■
ARNG	99	±1	70	17	9	3	2	±3	1.5	±0.1	■
Enlisted	99	±1	69	16	9	3	2	±3	1.5	±0.1	■
Officers	99	±1	71	20	6	2	0	±5	1.4	±0.1	■
USAR	99	±1	73	15	7	3	1	±3	1.4	±0.1	■
Enlisted	100	±1	73	15	8	3	2	±4	1.5	±0.1	■
Officers	99	±2	77	15	4	2	1	±5	1.3	±0.1	■
USNR	99	±1	73	16	8	3	1	±5	1.4	±0.1	■
Enlisted	99	±2	71	16	9	3	0	±6	1.5	±0.1	■
Officers	99	±1	79	15	5	1	1	±6	1.3	±0.1	■
USMCR	99	±2	69	17	11	3	1	±6	1.5	±0.2	■
Enlisted	99	±2	68	17	11	3	1	±7	1.5	±0.2	■
Officers	98	±2	78	14	6	2	1	±6	1.3	±0.1	■
ANG	99	±1	86	9	3	1	1	±3	1.2	±0.1	■
Enlisted	99	±1	86	9	3	1	1	±3	1.2	±0.1	■
Officers	100	±0	88	8	3	1	0	±5	1.2	±0.1	■
USAFR	99	±2	86	9	3	1	0	±4	1.2	±0.1	■
Enlisted	99	±2	85	10	4	1	0	±4	1.2	±0.1	■
Officers	99	±2	90	7	2	1	0	±5	1.1	±0.1	■
USCGR	99	±1	83	12	5	1	0	±3	1.2	±0.1	■
Enlisted	99	±1	83	11	5	1	0	±4	1.2	±0.1	■
E1 - E4	98	±2	81	13	5	0	0	±5	1.3	±0.1	■
E5 - E9	99	±1	84	10	4	2	0	±5	1.2	±0.1	■
Officers	99	±1	81	12	5	2	0	±3	1.3	±0.1	■
O1 - O3	99	±1	81	11	6	1	0	±4	1.3	±0.1	■
O4 - O6	98	±2	79	14	5	3	0	±6	1.3	±0.1	■
Females	99	±1	76	15	5	3	0	±4	1.4	±0.1	■
Enlisted	100	±1	77	15	4	3	0	±4	1.3	±0.1	■
Officers	99	±2	72	16	7	4	1	±6	1.5	±0.2	■
Males	99	±1	84	11	5	1	0	±4	1.2	±0.1	■
Enlisted	99	±1	84	11	5	1	0	±4	1.2	±0.1	■
Officers	99	±1	83	11	5	1	0	±4	1.2	±0.1	■

50. Below is a list of problems that people sometimes have in response to stressful experiences. Please indicate how much you have been bothered by the following in the past month.

f. Avoiding thoughts about or talking about a stressful experience or avoiding having feelings related to it?

- 1. Not at all
- 2. A little bit
- 3. Moderately
- 4. Quite a bit
- 5. Extremely

	Percent Responding		Percentages					Max ME	Average Amount		
			1	2	3	4	5				
TOTAL DOD	98	±1	67	18	8	5	2	±2	1.6	±0.1	■
ARNG	98	±1	63	20	9	6	3	±2	1.7	±0.1	■
USAR	99	±1	65	19	8	5	2	±3	1.6	±0.1	■
USNR	98	±2	69	18	8	5	1	±4	1.5	±0.1	■
USMCR	97	±3	61	16	13	7	3	±6	1.7	±0.2	■
ANG	98	±1	78	14	5	2	1	±3	1.3	±0.1	■
USAFR	97	±2	78	14	5	2	1	±3	1.3	±0.1	■
Enlisted	98	±1	66	18	9	5	2	±2	1.6	±0.1	■
E1 – E4	98	±1	66	17	9	5	3	±3	1.6	±0.1	■
E1 – E3	98	±1	70	16	8	4	2	±4	1.5	±0.1	■
E4	99	±1	64	18	10	5	3	±3	1.7	±0.1	■
E5 – E9	98	±1	66	19	8	5	2	±2	1.6	±0.1	■
E5 – E7	98	±1	65	19	8	5	2	±2	1.6	±0.1	■
E8 – E9	98	±1	69	19	8	3	1	±4	1.5	±0.1	■
Officers	98	±1	73	17	6	3	1	±2	1.4	±0.1	■
O1 – O3	98	±1	71	18	7	4	1	±4	1.5	±0.1	■
O4 – O6	98	±1	75	16	5	3	1	±3	1.4	±0.1	■
W1 – W5	99	±1	70	21	6	2	0	±6	1.4	±0.1	■
Reserve Unit	98	±1	67	18	8	5	2	±2	1.6	±0.1	■
AGR/FTS/AR	98	±1	67	19	8	4	2	±3	1.6	±0.1	■
IMA	98	±2	70	19	6	3	1	±5	1.5	±0.1	■
Not Activated Past 12 Months	98	±1	68	18	8	4	2	±2	1.5	±0.1	■
Activated Past 12 Months	98	±1	64	19	9	6	2	±3	1.6	±0.1	■
Not Deployed Past 12 Months	98	±1	68	18	8	5	2	±2	1.6	±0.1	■
Deployed Past 12 Months	98	±1	63	20	10	5	2	±4	1.6	±0.1	■
Non-Hispanic White	98	±1	68	18	8	5	2	±2	1.5	±0.1	■
Total Minority	98	±1	65	19	9	5	2	±2	1.6	±0.1	■
Non-Hispanic Black	98	±1	64	19	9	6	2	±4	1.6	±0.1	■
Hispanic	98	±1	67	17	8	5	3	±4	1.6	±0.1	■
FEMALES	98	±1	63	20	8	6	2	±2	1.6	±0.1	■
Enlisted	98	±1	62	20	9	6	3	±2	1.7	±0.1	■
E1 – E4	98	±1	61	20	10	6	3	±3	1.7	±0.1	■
E5 – E9	98	±1	63	20	8	6	3	±2	1.7	±0.1	■
Officers	98	±1	71	20	5	3	1	±3	1.4	±0.1	■
O1 – O3	98	±2	71	20	5	3	1	±4	1.4	±0.1	■
O4 – O6	98	±2	71	19	6	4	1	±4	1.5	±0.1	■
Reserve Unit	98	±1	64	20	8	6	2	±2	1.6	±0.1	■
AGR/FTS/AR	99	±1	61	21	9	6	3	±4	1.7	±0.1	■
IMA	97	±3	70	21	6	3	0	±6	1.4	±0.1	■
Non-Hispanic White	98	±1	64	21	8	5	3	±2	1.6	±0.1	■
Total Minority	98	±1	63	20	9	6	2	±3	1.7	±0.1	■
ARNG	98	±1	59	23	9	6	3	±3	1.7	±0.1	■
Enlisted	98	±1	59	23	9	6	3	±3	1.7	±0.1	■
Officers	96	±3	65	23	6	4	1	±6	1.5	±0.2	■
USAR	98	±1	61	20	9	7	3	±3	1.7	±0.1	■
Enlisted	98	±1	59	20	10	8	4	±3	1.8	±0.1	■
Officers	99	±2	70	21	6	3	0	±5	1.4	±0.1	■

Note. Percent responding are Reserve members who answered the question.

2012 Workplace and Gender Relations Survey of Reserve Component Members

50f. Continued	Percent Responding		Percentages					Max ME	Average Amount		
			1	2	3	4	5				
USNR	98	±2	65	19	7	7	2	±5	1.6	±0.1	■
Enlisted	98	±3	64	19	8	8	2	±6	1.6	±0.2	■
Officers	98	±2	67	22	5	5	2	±6	1.5	±0.1	■
USMCR	99	±1	58	19	12	6	4	±9	1.8	±0.2	■
Enlisted	100	±1	57	19	12	6	5	±10	1.8	±0.3	■
Officers	97	±4	64	22	10	3	1	±11	1.6	±0.2	■
ANG	98	±1	73	17	6	3	1	±3	1.4	±0.1	■
Enlisted	99	±1	72	17	7	3	1	±4	1.4	±0.1	■
Officers	98	±2	78	15	4	3	1	±5	1.4	±0.1	■
USAFR	98	±2	70	17	7	5	1	±4	1.5	±0.1	■
Enlisted	98	±2	68	17	8	5	1	±5	1.5	±0.1	■
Officers	99	±2	78	15	3	3	1	±5	1.3	±0.1	■
MALES	98	±1	68	18	8	5	2	±2	1.6	±0.1	■
Enlisted	98	±1	67	18	9	5	2	±2	1.6	±0.1	■
E1 - E4	98	±1	67	17	9	4	3	±3	1.6	±0.1	■
E5 - E9	98	±1	66	19	8	5	2	±2	1.6	±0.1	■
Officers	98	±1	73	17	6	3	1	±3	1.4	±0.1	■
O1 - O3	98	±2	71	17	7	4	1	±4	1.5	±0.1	■
O4 - O6	99	±1	76	15	4	3	1	±3	1.4	±0.1	■
Reserve Unit	98	±1	68	18	8	5	2	±2	1.6	±0.1	■
AGR/FTS/AR	98	±1	68	18	8	4	1	±4	1.5	±0.1	■
IMA	98	±2	70	19	6	3	2	±6	1.5	±0.2	■
Non-Hispanic White	98	±1	68	17	8	4	2	±2	1.5	±0.1	■
Total Minority	98	±1	66	18	8	5	2	±3	1.6	±0.1	■
ARNG	98	±1	63	19	9	6	2	±3	1.6	±0.1	■
Enlisted	98	±1	63	19	10	6	3	±3	1.7	±0.1	■
Officers	99	±2	67	20	8	4	1	±5	1.5	±0.1	■
USAR	99	±1	66	19	8	4	2	±3	1.6	±0.1	■
Enlisted	99	±1	65	20	8	4	2	±4	1.6	±0.1	■
Officers	99	±1	72	16	7	4	1	±5	1.5	±0.1	■
USNR	98	±2	70	17	8	4	0	±5	1.5	±0.1	■
Enlisted	97	±2	68	18	9	5	0	±6	1.5	±0.1	■
Officers	98	±2	76	16	5	2	1	±6	1.4	±0.1	■
USMCR	96	±3	61	16	13	7	3	±7	1.7	±0.2	■
Enlisted	96	±3	60	16	14	8	3	±7	1.8	±0.2	■
Officers	98	±2	71	19	4	4	1	±6	1.4	±0.1	■
ANG	98	±1	79	14	5	2	1	±3	1.3	±0.1	■
Enlisted	99	±1	78	14	6	1	1	±3	1.3	±0.1	■
Officers	98	±2	84	11	3	2	0	±5	1.2	±0.1	■
USAFR	97	±2	80	12	5	2	1	±4	1.3	±0.1	■
Enlisted	97	±2	79	13	6	2	1	±5	1.3	±0.1	■
Officers	97	±3	85	11	2	1	0	±5	1.2	±0.1	■
USCGR	98	±2	74	15	8	2	1	±3	1.4	±0.1	■
Enlisted	97	±2	74	15	8	2	1	±4	1.4	±0.1	■
E1 - E4	98	±2	72	16	9	2	1	±5	1.4	±0.1	■
E5 - E9	97	±3	75	15	7	3	1	±6	1.4	±0.1	■
Officers	98	±1	78	14	5	3	0	±3	1.3	±0.1	■
O1 - O3	98	±2	78	13	5	2	1	±5	1.3	±0.1	■
O4 - O6	99	±2	76	14	6	3	0	±6	1.4	±0.1	■
Females	99	±1	68	20	8	3	1	±4	1.5	±0.1	■
Enlisted	99	±1	66	22	8	3	1	±5	1.5	±0.1	■
Officers	99	±2	76	13	5	4	1	±6	1.4	±0.2	■
Males	97	±2	75	14	8	2	0	±4	1.4	±0.1	■
Enlisted	97	±2	75	14	8	2	1	±5	1.4	±0.1	■
Officers	98	±2	78	14	5	2	0	±4	1.3	±0.1	■

50. Below is a list of problems that people sometimes have in response to stressful experiences. Please indicate how much you have been bothered by the following in the past month.

g. Avoiding activities or situations because they remind you of a stressful experience?

- 1. Not at all
- 2. A little bit
- 3. Moderately
- 4. Quite a bit
- 5. Extremely

	Percent Responding		Percentages					Max ME	Average Amount		
			1	2	3	4	5				
TOTAL DOD	99	±1	73	16	7	3	1	±2	1.4	±0.1	█
ARNG	99	±1	70	17	8	3	2	±2	1.5	±0.1	█
USAR	99	±1	71	17	7	4	2	±3	1.5	±0.1	█
USNR	99	±1	72	16	8	2	1	±4	1.4	±0.1	█
USMCR	97	±3	69	15	9	5	2	±6	1.5	±0.2	█
ANG	100	±1	81	13	4	2	1	±3	1.3	±0.1	█
USAFR	99	±1	82	13	4	1	0	±3	1.3	±0.1	█
Enlisted	99	±1	72	16	7	3	2	±2	1.5	±0.1	█
E1 – E4	99	±1	73	15	7	3	2	±2	1.4	±0.1	█
E1 – E3	99	±1	77	13	6	2	2	±4	1.4	±0.1	█
E4	99	±1	71	16	8	3	2	±3	1.5	±0.1	█
E5 – E9	99	±1	71	17	8	3	1	±2	1.5	±0.1	█
E5 – E7	99	±1	70	17	8	3	1	±2	1.5	±0.1	█
E8 – E9	99	±1	75	15	7	3	1	±4	1.4	±0.1	█
Officers	99	±1	77	15	5	2	0	±2	1.3	±0.1	█
O1 – O3	99	±1	76	16	5	2	0	±3	1.4	±0.1	█
O4 – O6	99	±1	79	14	5	2	0	±3	1.3	±0.1	█
W1 – W5	99	±1	75	18	5	2	1	±6	1.4	±0.1	█
Reserve Unit	99	±1	73	16	7	3	1	±2	1.4	±0.1	█
AGR/FTS/AR	99	±1	71	17	7	4	1	±3	1.5	±0.1	█
IMA	99	±1	76	16	5	2	1	±5	1.4	±0.1	█
Not Activated Past 12 Months	99	±1	73	16	7	3	1	±2	1.4	±0.1	█
Activated Past 12 Months	99	±1	72	16	7	4	1	±3	1.5	±0.1	█
Not Deployed Past 12 Months	99	±1	73	16	7	3	1	±2	1.4	±0.1	█
Deployed Past 12 Months	99	±1	69	18	8	3	2	±3	1.5	±0.1	█
Non-Hispanic White	99	±1	74	16	6	3	1	±2	1.4	±0.1	█
Total Minority	99	±1	71	16	8	3	2	±2	1.5	±0.1	█
Non-Hispanic Black	99	±1	71	16	7	3	3	±3	1.5	±0.1	█
Hispanic	99	±1	73	15	8	4	1	±3	1.5	±0.1	█
FEMALES	99	±1	70	17	7	4	2	±2	1.5	±0.1	█
Enlisted	99	±1	69	17	7	4	2	±2	1.5	±0.1	█
E1 – E4	99	±1	69	17	8	4	3	±3	1.5	±0.1	█
E5 – E9	99	±1	70	17	7	4	2	±2	1.5	±0.1	█
Officers	99	±1	76	16	4	2	1	±3	1.4	±0.1	█
O1 – O3	99	±1	76	17	4	1	1	±4	1.3	±0.1	█
O4 – O6	99	±1	77	14	5	4	1	±4	1.4	±0.1	█
Reserve Unit	99	±1	71	17	7	4	2	±2	1.5	±0.1	█
AGR/FTS/AR	99	±1	67	19	6	5	3	±4	1.6	±0.1	█
IMA	99	±2	78	14	4	3	0	±6	1.3	±0.1	█
Non-Hispanic White	99	±1	71	17	6	4	2	±2	1.5	±0.1	█
Total Minority	99	±1	69	17	8	4	3	±3	1.5	±0.1	█
ARNG	99	±1	68	18	7	4	2	±3	1.5	±0.1	█
Enlisted	99	±1	68	18	7	4	3	±3	1.6	±0.1	█
Officers	99	±2	75	18	4	2	1	±6	1.4	±0.1	█
USAR	99	±1	68	16	8	5	3	±3	1.6	±0.1	█
Enlisted	99	±1	67	16	9	5	3	±3	1.6	±0.1	█
Officers	99	±1	76	15	5	2	1	±5	1.4	±0.1	█

Note. Percent responding are Reserve members who answered the question.

2012 Workplace and Gender Relations Survey of Reserve Component Members

50g. Continued	Percent Responding		Percentages					Max ME	Average Amount		
			1	2	3	4	5				
USNR	99	±1	69	19	7	4	2	±5	1.5	±0.1	■
Enlisted	99	±1	68	19	7	4	2	±6	1.5	±0.2	■
Officers	99	±1	72	17	5	4	1	±6	1.4	±0.1	■
USMCR	99	±1	66	16	10	4	4	±8	1.6	±0.2	■
Enlisted	100	±1	66	16	10	3	5	±10	1.7	±0.3	■
Officers	97	±4	67	18	8	6	1	±11	1.6	±0.2	■
ANG	100	±1	76	15	6	2	1	±3	1.4	±0.1	■
Enlisted	100	±1	76	15	6	2	1	±4	1.4	±0.1	■
Officers	100	±0	80	12	3	2	1	±5	1.3	±0.1	■
USAFR	99	±1	77	15	6	2	1	±4	1.4	±0.1	■
Enlisted	99	±2	76	15	6	2	1	±4	1.4	±0.1	■
Officers	99	±2	80	14	3	2	0	±5	1.3	±0.1	■
MALES	99	±1	73	16	7	3	1	±2	1.4	±0.1	■
Enlisted	99	±1	73	16	7	3	1	±2	1.4	±0.1	■
E1 - E4	99	±1	74	15	6	3	2	±3	1.4	±0.1	■
E5 - E9	99	±1	71	17	8	3	1	±2	1.5	±0.1	■
Officers	99	±1	77	15	5	2	0	±3	1.3	±0.1	■
O1 - O3	99	±1	76	16	6	3	0	±4	1.4	±0.1	■
O4 - O6	99	±1	79	14	5	2	0	±3	1.3	±0.1	■
Reserve Unit	99	±1	73	16	7	3	1	±2	1.4	±0.1	■
AGR/FTS/AR	99	±1	72	16	7	3	1	±4	1.4	±0.1	■
IMA	98	±2	75	17	5	2	1	±6	1.4	±0.1	■
Non-Hispanic White	99	±1	74	16	6	3	1	±2	1.4	±0.1	■
Total Minority	99	±1	72	15	8	3	2	±3	1.5	±0.1	■
ARNG	99	±1	70	17	8	3	1	±2	1.5	±0.1	■
Enlisted	99	±1	70	17	8	3	2	±3	1.5	±0.1	■
Officers	99	±1	71	19	6	3	0	±5	1.4	±0.1	■
USAR	99	±1	72	17	7	3	1	±3	1.4	±0.1	■
Enlisted	99	±1	71	18	7	4	1	±4	1.5	±0.1	■
Officers	99	±1	77	16	6	1	0	±5	1.3	±0.1	■
USNR	99	±1	73	15	8	2	1	±5	1.4	±0.1	■
Enlisted	99	±2	72	15	10	2	2	±6	1.5	±0.1	■
Officers	99	±1	79	16	4	1	0	±6	1.3	±0.1	■
USMCR	97	±3	70	15	9	5	2	±6	1.5	±0.2	■
Enlisted	97	±3	69	15	9	6	2	±7	1.6	±0.2	■
Officers	97	±2	74	19	4	2	1	±8	1.4	±0.1	■
ANG	100	±1	82	13	3	1	1	±3	1.3	±0.1	■
Enlisted	100	±1	81	13	3	1	1	±3	1.3	±0.1	■
Officers	100	±0	85	11	2	1	0	±5	1.2	±0.1	■
USAFR	99	±1	84	12	3	1	0	±4	1.2	±0.1	■
Enlisted	99	±2	82	13	4	1	0	±4	1.2	±0.1	■
Officers	99	±2	90	7	1	2	0	±5	1.1	±0.1	■
USCGR	100	±1	80	13	5	1	0	±3	1.3	±0.1	■
Enlisted	100	±1	80	13	5	1	0	±4	1.3	±0.1	■
E1 - E4	99	±2	79	13	6	1	0	±5	1.3	±0.1	■
E5 - E9	100	±0	81	13	3	2	1	±5	1.3	±0.1	■
Officers	99	±1	82	12	4	2	0	±3	1.3	±0.1	■
O1 - O3	99	±2	84	10	3	2	1	±4	1.3	±0.1	■
O4 - O6	100	±0	76	17	5	1	0	±6	1.3	±0.1	■
Females	100	±1	78	16	4	2	1	±4	1.3	±0.1	■
Enlisted	100	±1	77	18	4	1	1	±4	1.3	±0.1	■
Officers	99	±1	81	11	4	3	1	±6	1.3	±0.1	■
Males	100	±1	81	13	5	1	0	±4	1.3	±0.1	■
Enlisted	100	±1	81	12	5	1	0	±4	1.3	±0.1	■
Officers	99	±1	82	13	4	1	0	±4	1.3	±0.1	■

50. Below is a list of problems that people sometimes have in response to stressful experiences. Please indicate how much you have been bothered by the following in the past month.

h. Trouble remembering important parts of a stressful experience?

1. Not at all
4. Quite a bit

2. A little bit
5. Extremely

3. Moderately

	Percent Responding		Percentages					Max ME	Average Amount		
			1	2	3	4	5				
TOTAL DOD	99	±1	78	12	6	2	1	±1	1.3	±0.1	█
ARNG	99	±1	75	13	7	3	1	±2	1.4	±0.1	█
USAR	99	±1	77	13	5	3	1	±2	1.4	±0.1	█
USNR	99	±1	78	13	6	2	0	±4	1.3	±0.1	█
USMCR	97	±3	70	16	10	3	2	±6	1.5	±0.2	█
ANG	99	±1	87	9	3	1	0	±2	1.2	±0.1	█
USAFR	99	±1	88	8	3	0	0	±3	1.2	±0.1	█
Enlisted	99	±1	78	13	6	2	1	±2	1.4	±0.1	█
E1 – E4	99	±1	79	11	6	2	1	±2	1.3	±0.1	█
E1 – E3	99	±1	82	11	5	1	1	±3	1.3	±0.1	█
E4	99	±1	78	12	7	3	1	±3	1.4	±0.1	█
E5 – E9	99	±1	76	14	7	3	1	±2	1.4	±0.1	█
E5 – E7	99	±1	76	14	7	3	1	±2	1.4	±0.1	█
E8 – E9	100	±1	75	15	7	2	0	±4	1.4	±0.1	█
Officers	99	±1	83	11	4	1	0	±2	1.3	±0.1	█
O1 – O3	99	±1	81	12	5	1	1	±3	1.3	±0.1	█
O4 – O6	99	±1	86	9	3	2	0	±3	1.2	±0.1	█
W1 – W5	100	±1	81	13	4	2	0	±5	1.3	±0.1	█
Reserve Unit	99	±1	79	12	6	2	1	±2	1.3	±0.1	█
AGR/FTS/AR	99	±1	75	14	8	3	1	±3	1.4	±0.1	█
IMA	99	±1	79	15	3	2	1	±5	1.3	±0.1	█
Not Activated Past 12 Months	99	±1	79	12	6	2	1	±2	1.3	±0.1	█
Activated Past 12 Months	99	±1	78	13	7	2	1	±3	1.4	±0.1	█
Not Deployed Past 12 Months	99	±1	79	12	6	2	1	±1	1.3	±0.1	█
Deployed Past 12 Months	99	±1	76	15	7	2	1	±3	1.4	±0.1	█
Non-Hispanic White	99	±1	79	12	6	2	1	±2	1.3	±0.1	█
Total Minority	99	±1	77	13	7	2	1	±2	1.4	±0.1	█
Non-Hispanic Black	100	±1	78	12	7	3	0	±3	1.4	±0.1	█
Hispanic	99	±1	77	12	7	2	1	±3	1.4	±0.1	█
FEMALES	99	±1	79	12	6	2	1	±2	1.3	±0.1	█
Enlisted	99	±1	78	12	6	3	1	±2	1.4	±0.1	█
E1 – E4	100	±1	79	10	6	3	1	±3	1.4	±0.1	█
E5 – E9	99	±1	77	13	6	2	1	±2	1.4	±0.1	█
Officers	99	±1	84	11	3	1	1	±3	1.2	±0.1	█
O1 – O3	99	±1	84	11	3	1	1	±4	1.2	±0.1	█
O4 – O6	99	±1	86	10	3	1	1	±3	1.2	±0.1	█
Reserve Unit	99	±1	80	11	6	2	1	±2	1.3	±0.1	█
AGR/FTS/AR	100	±1	75	15	5	3	2	±4	1.4	±0.1	█
IMA	99	±2	87	9	3	0	1	±5	1.2	±0.1	█
Non-Hispanic White	99	±1	79	12	5	2	1	±2	1.3	±0.1	█
Total Minority	99	±1	79	11	6	2	1	±2	1.4	±0.1	█
ARNG	99	±1	76	14	6	3	2	±3	1.4	±0.1	█
Enlisted	99	±1	76	14	6	3	2	±3	1.4	±0.1	█
Officers	99	±2	82	12	4	1	1	±6	1.3	±0.1	█
USAR	100	±1	78	11	6	3	1	±3	1.4	±0.1	█
Enlisted	100	±1	77	11	7	4	2	±3	1.4	±0.1	█
Officers	99	±1	83	12	3	1	1	±4	1.2	±0.1	█
















































Note. Percent responding are Reserve members who answered the question.

2012 Workplace and Gender Relations Survey of Reserve Component Members

50h. Continued	Percent Responding		Percentages					Max ME	Average Amount		
			1	2	3	4	5				
USNR	99	±1	79	13	6	2	1	±5	1.3	±0.1	█
Enlisted	99	±1	78	13	6	2	1	±5	1.3	±0.1	█
Officers	100	±1	82	12	3	2	1	±6	1.3	±0.1	█
USMCR	99	±1	75	11	9	0	5	±8	1.5	±0.2	█
Enlisted	100	±1	73	11	10	0	6	±9	1.5	±0.2	█
Officers	97	±4	86	9	3	0	1	±9	1.2	±0.2	█
ANG	99	±1	84	10	4	1	0	±3	1.2	±0.1	█
Enlisted	99	±1	84	10	4	1	0	±3	1.2	±0.1	█
Officers	100	±1	87	10	2	1	0	±5	1.2	±0.1	█
USAFR	99	±1	86	8	4	1	1	±3	1.2	±0.1	█
Enlisted	99	±1	85	8	5	1	1	±4	1.2	±0.1	█
Officers	99	±1	91	7	1	1	1	±4	1.1	±0.1	█
MALES	99	±1	78	13	6	2	1	±2	1.4	±0.1	█
Enlisted	99	±1	77	13	6	2	1	±2	1.4	±0.1	█
E1 – E4	99	±1	79	11	6	2	1	±3	1.3	±0.1	█
E5 – E9	99	±1	75	14	7	3	1	±2	1.4	±0.1	█
Officers	99	±1	83	11	4	2	0	±2	1.3	±0.1	█
O1 – O3	99	±1	80	12	6	1	1	±4	1.3	±0.1	█
O4 – O6	99	±1	86	9	3	2	0	±3	1.2	±0.1	█
Reserve Unit	99	±1	79	12	6	2	1	±2	1.3	±0.1	█
AGR/FTS/AR	99	±1	75	14	8	2	1	±3	1.4	±0.1	█
IMA	99	±1	77	17	3	3	1	±6	1.3	±0.1	█
Non-Hispanic White	99	±1	79	12	6	2	1	±2	1.3	±0.1	█
Total Minority	99	±1	76	14	7	2	1	±3	1.4	±0.1	█
ARNG	99	±1	75	13	8	3	1	±2	1.4	±0.1	█
Enlisted	99	±1	75	13	8	3	1	±3	1.4	±0.1	█
Officers	99	±1	78	13	6	2	1	±4	1.3	±0.1	█
USAR	99	±1	77	14	5	3	1	±3	1.4	±0.1	█
Enlisted	99	±1	76	15	5	3	1	±3	1.4	±0.1	█
Officers	100	±1	81	11	5	2	0	±5	1.3	±0.1	█
USNR	99	±2	78	14	6	3	0	±4	1.3	±0.1	█
Enlisted	98	±2	75	15	7	3	0	±5	1.4	±0.1	█
Officers	99	±1	88	9	2	1	0	±5	1.2	±0.1	█
USMCR	97	±3	70	16	10	3	2	±6	1.5	±0.2	█
Enlisted	97	±3	69	16	10	3	2	±7	1.5	±0.2	█
Officers	97	±2	83	10	4	2	1	±5	1.3	±0.1	█
ANG	99	±1	88	8	3	1	0	±3	1.2	±0.1	█
Enlisted	99	±1	87	9	3	1	0	±3	1.2	±0.1	█
Officers	100	±0	92	6	1	0	0	±4	1.1	±0.1	█
USAFR	99	±2	89	8	3	0	0	±3	1.1	±0.1	█
Enlisted	99	±2	89	7	3	0	0	±4	1.2	±0.1	█
Officers	99	±2	89	9	1	0	0	±5	1.1	±0.1	█
USCGR	99	±1	84	9	5	1	1	±3	1.2	±0.1	█
Enlisted	99	±1	83	10	5	1	1	±4	1.3	±0.1	█
E1 – E4	99	±1	83	9	6	2	0	±5	1.3	±0.1	█
E5 – E9	100	±1	83	11	4	1	1	±5	1.3	±0.1	█
Officers	99	±1	89	7	2	1	0	±3	1.2	±0.1	█
O1 – O3	99	±1	88	8	3	1	0	±4	1.2	±0.1	█
O4 – O6	99	±2	89	7	3	0	0	±5	1.1	±0.1	█
Females	100	±1	84	10	4	1	1	±3	1.2	±0.1	█
Enlisted	100	±1	84	10	4	2	1	±4	1.3	±0.1	█
Officers	99	±2	86	9	3	1	1	±5	1.2	±0.1	█
Males	99	±1	84	9	5	1	1	±4	1.2	±0.1	█
Enlisted	99	±1	83	10	5	1	1	±4	1.3	±0.1	█
Officers	99	±1	90	7	2	1	0	±3	1.1	±0.1	█

50. Below is a list of problems that people sometimes have in response to stressful experiences. Please indicate how much you have been bothered by the following in the past month.
 i. Loss of interest in things that you used to enjoy?

1. Not at all
 2. A little bit
 3. Moderately
 4. Quite a bit
 5. Extremely

	Percent Responding		Percentages					Max ME	Average Amount		
			1	2	3	4	5				
TOTAL DOD	99	±1	66	19	8	4	2	±2	1.6	±0.1	
ARNG	99	±1	63	20	9	5	3	±2	1.7	±0.1	
USAR	99	±1	64	21	9	4	2	±3	1.6	±0.1	
USNR	98	±1	65	22	9	3	2	±4	1.6	±0.1	
USMCR	98	±2	65	19	9	5	3	±6	1.6	±0.2	
ANG	99	±1	76	16	5	3	1	±3	1.4	±0.1	
USAFR	98	±1	77	15	5	3	1	±3	1.4	±0.1	
Enlisted	99	±1	65	19	9	5	2	±2	1.6	±0.1	
E1 – E4	99	±1	67	18	9	4	2	±3	1.6	±0.1	
E1 – E3	99	±1	71	17	7	3	2	±4	1.5	±0.1	
E4	98	±1	65	18	10	5	3	±3	1.6	±0.1	
E5 – E9	99	±1	64	21	8	5	2	±2	1.6	±0.1	
E5 – E7	99	±1	64	21	8	5	2	±2	1.6	±0.1	
E8 – E9	98	±1	65	21	8	4	1	±4	1.5	±0.1	
Officers	99	±1	70	20	6	3	1	±2	1.5	±0.1	
O1 – O3	98	±1	71	19	6	4	1	±4	1.4	±0.1	
O4 – O6	99	±1	70	20	5	3	1	±3	1.5	±0.1	
W1 – W5	98	±2	69	21	7	3	1	±6	1.5	±0.1	
Reserve Unit	99	±1	66	19	8	4	2	±2	1.6	±0.1	
AGR/FTS/AR	99	±1	62	22	10	5	1	±3	1.6	±0.1	
IMA	98	±2	67	22	6	4	1	±5	1.5	±0.1	
Not Activated Past 12 Months	99	±1	66	19	8	4	2	±2	1.6	±0.1	
Activated Past 12 Months	99	±1	65	20	9	4	2	±3	1.6	±0.1	
Not Deployed Past 12 Months	99	±1	67	19	8	4	2	±2	1.6	±0.1	
Deployed Past 12 Months	99	±1	61	22	10	5	3	±4	1.7	±0.1	
Non-Hispanic White	99	±1	66	20	8	4	2	±2	1.6	±0.1	
Total Minority	98	±1	66	19	8	4	3	±2	1.6	±0.1	
Non-Hispanic Black	98	±1	67	17	9	5	3	±4	1.6	±0.1	
Hispanic	98	±1	66	18	9	4	3	±4	1.6	±0.1	
FEMALES	99	±1	68	18	7	4	2	±2	1.5	±0.1	
Enlisted	99	±1	67	18	8	4	2	±2	1.6	±0.1	
E1 – E4	99	±1	68	18	9	4	3	±3	1.6	±0.1	
E5 – E9	99	±1	67	19	7	5	2	±2	1.6	±0.1	
Officers	99	±1	72	19	5	3	1	±3	1.4	±0.1	
O1 – O3	99	±1	75	18	4	2	1	±4	1.4	±0.1	
O4 – O6	98	±1	70	19	6	4	2	±4	1.5	±0.1	
Reserve Unit	99	±1	69	18	7	4	2	±2	1.5	±0.1	
AGR/FTS/AR	99	±1	63	22	9	5	2	±4	1.6	±0.1	
IMA	98	±2	73	19	5	2	1	±6	1.4	±0.1	
Non-Hispanic White	99	±1	68	19	7	4	2	±2	1.5	±0.1	
Total Minority	99	±1	68	17	8	4	3	±3	1.6	±0.1	
ARNG	98	±1	66	19	8	4	3	±3	1.6	±0.1	
Enlisted	98	±1	65	19	8	4	3	±3	1.6	±0.1	
Officers	98	±2	71	20	5	2	1	±6	1.4	±0.1	
USAR	99	±1	67	17	8	4	3	±3	1.6	±0.1	
Enlisted	99	±1	66	17	8	5	3	±3	1.6	±0.1	
Officers	100	±1	70	19	6	3	1	±5	1.5	±0.1	

Note. Percent responding are Reserve members who answered the question.

2012 Workplace and Gender Relations Survey of Reserve Component Members

50i. Continued	Percent Responding		Percentages					Max ME	Average Amount		
			1	2	3	4	5				
USNR	100	±1	64	21	8	5	2	±5	1.6	±0.1	■
Enlisted	100	±1	63	21	9	5	2	±6	1.6	±0.2	■
Officers	99	±2	69	22	4	3	1	±6	1.5	±0.1	■
USMCR	98	±2	61	22	9	4	4	±9	1.7	±0.2	■
Enlisted	98	±3	60	22	9	4	5	±10	1.7	±0.3	■
Officers	96	±5	64	25	7	3	1	±11	1.5	±0.2	■
ANG	99	±1	75	17	4	3	0	±3	1.4	±0.1	■
Enlisted	99	±1	74	17	5	3	0	±4	1.4	±0.1	■
Officers	99	±2	79	15	3	2	1	±5	1.3	±0.1	■
USAFR	99	±1	73	16	7	2	1	±4	1.4	±0.1	■
Enlisted	99	±1	73	16	8	2	1	±5	1.4	±0.1	■
Officers	98	±2	76	16	4	2	2	±5	1.4	±0.1	■
MALES	99	±1	66	20	8	5	2	±2	1.6	±0.1	■
Enlisted	99	±1	65	20	9	5	2	±2	1.6	±0.1	■
E1 – E4	99	±1	67	18	9	4	2	±3	1.6	±0.1	■
E5 – E9	99	±1	63	21	9	5	2	±2	1.6	±0.1	■
Officers	99	±1	70	20	6	3	1	±3	1.5	±0.1	■
O1 – O3	98	±2	70	19	6	4	1	±4	1.5	±0.1	■
O4 – O6	99	±1	70	21	5	3	1	±4	1.4	±0.1	■
Reserve Unit	99	±1	66	19	8	4	2	±2	1.6	±0.1	■
AGR/FTS/AR	99	±1	61	22	10	5	1	±4	1.6	±0.1	■
IMA	98	±2	65	22	7	5	1	±6	1.6	±0.2	■
Non-Hispanic White	99	±1	66	20	8	4	2	±2	1.6	±0.1	■
Total Minority	98	±1	65	19	8	5	3	±3	1.6	±0.1	■
ARNG	99	±1	62	20	10	6	3	±3	1.7	±0.1	■
Enlisted	99	±1	62	20	10	6	3	±3	1.7	±0.1	■
Officers	98	±2	64	23	6	5	2	±5	1.6	±0.1	■
USAR	99	±1	63	22	9	5	2	±3	1.6	±0.1	■
Enlisted	99	±1	62	22	9	5	2	±4	1.6	±0.1	■
Officers	99	±1	68	20	8	3	1	±5	1.5	±0.1	■
USNR	98	±2	65	22	9	2	2	±5	1.5	±0.1	■
Enlisted	98	±2	62	23	10	2	2	±6	1.6	±0.1	■
Officers	99	±2	73	19	5	2	0	±6	1.4	±0.1	■
USMCR	98	±2	65	19	9	5	2	±6	1.6	±0.2	■
Enlisted	99	±2	64	19	9	5	3	±7	1.6	±0.2	■
Officers	98	±2	71	20	6	1	2	±6	1.4	±0.1	■
ANG	99	±1	76	16	5	2	1	±3	1.4	±0.1	■
Enlisted	99	±1	75	16	5	3	1	±3	1.4	±0.1	■
Officers	100	±1	80	16	2	1	0	±6	1.3	±0.1	■
USAFR	98	±2	78	14	5	3	1	±4	1.3	±0.1	■
Enlisted	98	±2	77	14	5	3	1	±5	1.4	±0.1	■
Officers	98	±2	80	15	2	2	0	±6	1.3	±0.1	■
USCGR	99	±1	75	16	6	2	1	±4	1.4	±0.1	■
Enlisted	100	±1	76	16	6	2	1	±4	1.4	±0.1	■
E1 – E4	99	±1	76	14	8	1	1	±5	1.4	±0.1	■
E5 – E9	100	±1	76	17	4	2	1	±6	1.4	±0.1	■
Officers	99	±1	74	18	5	3	1	±4	1.4	±0.1	■
O1 – O3	99	±1	74	16	5	4	1	±5	1.4	±0.1	■
O4 – O6	99	±2	72	19	6	3	0	±6	1.4	±0.1	■
Females	99	±1	76	16	5	2	1	±4	1.4	±0.1	■
Enlisted	99	±1	76	17	4	1	1	±4	1.3	±0.1	■
Officers	99	±2	76	15	5	3	2	±6	1.4	±0.1	■
Males	100	±1	75	16	6	2	1	±4	1.4	±0.1	■
Enlisted	100	±1	76	15	6	2	1	±5	1.4	±0.1	■
Officers	99	±1	73	18	5	3	0	±4	1.4	±0.1	■

50. Below is a list of problems that people sometimes have in response to stressful experiences. Please indicate how much you have been bothered by the following in the past month.

j. Feeling distant or cut off from other people?

1. Not at all 2. A little bit 3. Moderately
4. Quite a bit 5. Extremely

	Percent Responding		Percentages					Max ME	Average Amount		
			1	2	3	4	5				
TOTAL DOD	99	±1	63	21	9	5	3	±2	1.6	±0.1	■
ARNG	99	±1	58	22	11	6	3	±2	1.7	±0.1	■
USAR	98	±1	61	22	9	5	3	±3	1.7	±0.1	■
USNR	98	±1	64	20	9	5	2	±4	1.6	±0.1	■
USMCR	99	±2	58	22	10	4	7	±6	1.8	±0.2	■
ANG	99	±1	74	18	5	3	1	±3	1.4	±0.1	■
USAFR	98	±1	74	16	6	3	1	±3	1.4	±0.1	■
Enlisted	99	±1	62	20	10	5	3	±2	1.7	±0.1	■
E1 – E4	98	±1	62	20	10	5	4	±3	1.7	±0.1	■
E1 – E3	99	±1	66	20	8	4	3	±4	1.6	±0.1	■
E4	98	±1	59	20	11	6	4	±3	1.7	±0.1	■
E5 – E9	99	±1	62	21	9	6	2	±2	1.7	±0.1	■
E5 – E7	99	±1	61	21	10	6	3	±2	1.7	±0.1	■
E8 – E9	98	±1	68	19	8	4	1	±4	1.5	±0.1	■
Officers	98	±1	66	22	7	4	1	±2	1.5	±0.1	■
O1 – O3	99	±1	64	23	7	4	1	±4	1.5	±0.1	■
O4 – O6	98	±1	68	21	6	3	1	±3	1.5	±0.1	■
W1 – W5	99	±1	66	23	7	3	1	±6	1.5	±0.1	■
Reserve Unit	99	±1	63	20	9	5	3	±2	1.6	±0.1	■
AGR/FTS/AR	99	±1	61	22	10	5	2	±3	1.6	±0.1	■
IMA	97	±2	62	25	7	4	2	±5	1.6	±0.1	■
Not Activated Past 12 Months	99	±1	63	20	9	5	3	±2	1.6	±0.1	■
Activated Past 12 Months	99	±1	60	22	9	6	3	±3	1.7	±0.1	■
Not Deployed Past 12 Months	99	±1	64	20	9	5	3	±2	1.6	±0.1	■
Deployed Past 12 Months	99	±1	56	24	11	6	4	±4	1.8	±0.1	■
Non-Hispanic White	99	±1	62	21	9	5	2	±2	1.6	±0.1	■
Total Minority	99	±1	63	20	10	5	3	±2	1.7	±0.1	■
Non-Hispanic Black	98	±1	65	16	9	5	4	±4	1.7	±0.1	■
Hispanic	99	±1	62	21	10	4	3	±4	1.7	±0.1	■
FEMALES	99	±1	62	21	9	5	3	±2	1.6	±0.1	■
Enlisted	99	±1	61	21	9	5	3	±2	1.7	±0.1	■
E1 – E4	99	±1	61	21	10	5	3	±3	1.7	±0.1	■
E5 – E9	99	±1	62	22	8	5	3	±2	1.7	±0.1	■
Officers	98	±1	66	22	6	5	1	±3	1.5	±0.1	■
O1 – O3	99	±1	66	23	5	4	1	±4	1.5	±0.1	■
O4 – O6	98	±2	65	21	7	4	2	±4	1.6	±0.1	■
Reserve Unit	99	±1	62	21	9	5	3	±2	1.6	±0.1	■
AGR/FTS/AR	99	±1	58	25	9	6	3	±4	1.7	±0.1	■
IMA	97	±2	69	20	6	3	1	±6	1.5	±0.1	■
Non-Hispanic White	99	±1	60	24	8	5	2	±2	1.7	±0.1	■
Total Minority	98	±1	64	19	9	5	3	±3	1.6	±0.1	■
ARNG	99	±1	59	24	9	5	3	±3	1.7	±0.1	■
Enlisted	99	±1	58	23	10	5	4	±3	1.7	±0.1	■
Officers	98	±2	61	27	6	5	1	±7	1.6	±0.2	■
USAR	99	±1	61	21	9	6	3	±3	1.7	±0.1	■
Enlisted	99	±1	60	21	10	6	4	±3	1.7	±0.1	■
Officers	98	±2	66	21	6	6	1	±5	1.5	±0.1	■

Note. Percent responding are Reserve members who answered the question.

2012 Workplace and Gender Relations Survey of Reserve Component Members

50j. Continued	Percent Responding		Percentages					Max ME	Average Amount		
			1	2	3	4	5				
USNR	99	±1	62	20	9	6	3	±5	1.7	±0.2	■
Enlisted	99	±1	61	19	10	6	4	±6	1.7	±0.2	■
Officers	99	±2	63	24	7	5	1	±6	1.6	±0.1	■
USMCR	98	±3	56	22	11	6	5	±9	1.8	±0.2	■
Enlisted	98	±3	57	20	11	6	6	±10	1.8	±0.3	■
Officers	96	±5	55	30	8	6	1	±11	1.7	±0.2	■
ANG	99	±1	69	20	6	4	1	±3	1.5	±0.1	■
Enlisted	99	±1	69	21	6	4	1	±4	1.5	±0.1	■
Officers	99	±1	72	19	5	4	1	±5	1.4	±0.1	■
USAFR	97	±2	69	19	7	3	2	±4	1.5	±0.1	■
Enlisted	97	±2	68	19	8	3	1	±5	1.5	±0.1	■
Officers	99	±1	71	19	4	3	2	±5	1.4	±0.1	■
MALES	99	±1	63	20	9	5	3	±2	1.6	±0.1	■
Enlisted	99	±1	62	20	10	5	3	±2	1.7	±0.1	■
E1 – E4	98	±1	62	20	10	5	4	±3	1.7	±0.1	■
E5 – E9	99	±1	62	20	10	6	2	±2	1.7	±0.1	■
Officers	98	±1	66	22	7	3	1	±3	1.5	±0.1	■
O1 – O3	99	±1	64	23	8	4	1	±5	1.5	±0.1	■
O4 – O6	98	±1	68	21	6	3	1	±4	1.5	±0.1	■
Reserve Unit	99	±1	63	20	9	5	3	±2	1.6	±0.1	■
AGR/FTS/AR	99	±1	62	21	10	5	2	±4	1.6	±0.1	■
IMA	97	±2	60	27	7	4	2	±6	1.6	±0.2	■
Non-Hispanic White	99	±1	63	21	9	5	2	±2	1.6	±0.1	■
Total Minority	99	±1	62	20	10	5	3	±3	1.7	±0.1	■
ARNG	99	±1	58	22	11	6	3	±3	1.8	±0.1	■
Enlisted	99	±1	57	21	12	7	3	±3	1.8	±0.1	■
Officers	98	±2	59	26	8	4	2	±5	1.6	±0.1	■
USAR	98	±1	61	22	9	5	3	±3	1.7	±0.1	■
Enlisted	98	±1	60	22	10	5	3	±4	1.7	±0.1	■
Officers	98	±2	65	23	8	3	1	±5	1.5	±0.1	■
USNR	98	±2	65	20	8	4	2	±5	1.6	±0.1	■
Enlisted	98	±2	63	21	9	5	2	±6	1.6	±0.2	■
Officers	100	±1	72	19	7	2	0	±6	1.4	±0.1	■
USMCR	99	±2	58	22	10	4	7	±7	1.8	±0.2	■
Enlisted	99	±2	57	21	11	4	7	±7	1.8	±0.2	■
Officers	97	±2	65	24	6	3	2	±8	1.5	±0.2	■
ANG	99	±1	75	18	4	2	1	±3	1.4	±0.1	■
Enlisted	99	±1	74	18	4	2	1	±4	1.4	±0.1	■
Officers	99	±2	77	18	3	2	0	±6	1.3	±0.1	■
USAFR	98	±2	76	15	5	3	1	±4	1.4	±0.1	■
Enlisted	98	±2	76	14	6	3	1	±5	1.4	±0.1	■
Officers	98	±2	78	16	3	3	0	±6	1.3	±0.1	■
USCGR	99	±1	73	17	7	2	1	±4	1.4	±0.1	■
Enlisted	99	±1	74	15	7	2	1	±4	1.4	±0.1	■
E1 – E4	98	±2	75	14	8	3	0	±5	1.4	±0.1	■
E5 – E9	99	±1	74	16	7	1	2	±6	1.4	±0.1	■
Officers	98	±2	68	23	6	2	1	±4	1.4	±0.1	■
O1 – O3	99	±1	66	25	6	2	2	±5	1.5	±0.1	■
O4 – O6	97	±3	69	21	8	2	0	±6	1.4	±0.1	■
Females	99	±1	68	23	5	3	1	±4	1.5	±0.1	■
Enlisted	99	±1	69	22	5	3	1	±5	1.5	±0.1	■
Officers	98	±2	63	27	7	2	1	±6	1.5	±0.1	■
Males	98	±1	74	15	7	2	1	±4	1.4	±0.1	■
Enlisted	99	±1	75	14	8	2	1	±5	1.4	±0.1	■
Officers	98	±2	70	22	6	2	1	±4	1.4	±0.1	■

50. Below is a list of problems that people sometimes have in response to stressful experiences. Please indicate how much you have been bothered by the following in the past month.

k. Feeling emotionally numb or being unable to have loving feelings for those close to you?

- 1. Not at all
- 2. A little bit
- 3. Moderately
- 4. Quite a bit
- 5. Extremely

	Percent Responding		Percentages					Max ME	Average Amount		
			1	2	3	4	5				
TOTAL DOD	99	±1	71	15	8	4	2	±2	1.5	±0.1	
ARNG	99	±1	67	15	10	5	3	±2	1.6	±0.1	
USAR	99	±1	69	16	8	5	3	±3	1.6	±0.1	
USNR	98	±2	70	16	8	4	2	±4	1.5	±0.1	
USMCR	99	±2	64	12	14	4	4	±6	1.7	±0.2	
ANG	99	±1	81	12	4	2	1	±3	1.3	±0.1	
USAFR	99	±1	81	10	5	3	1	±3	1.3	±0.1	
Enlisted	99	±1	70	14	9	4	3	±2	1.6	±0.1	
E1 – E4	99	±1	71	14	9	4	3	±2	1.5	±0.1	
E1 – E3	99	±1	75	12	7	2	3	±4	1.4	±0.1	
E4	99	±1	68	14	10	5	3	±3	1.6	±0.1	
E5 – E9	99	±1	69	15	8	5	2	±2	1.6	±0.1	
E5 – E7	99	±1	69	15	9	5	2	±2	1.6	±0.1	
E8 – E9	99	±1	72	16	8	3	1	±4	1.4	±0.1	
Officers	99	±1	75	15	6	3	1	±2	1.4	±0.1	
O1 – O3	99	±1	75	14	6	3	1	±4	1.4	±0.1	
O4 – O6	99	±1	76	15	6	3	1	±3	1.4	±0.1	
W1 – W5	100	±1	73	17	6	3	1	±5	1.4	±0.1	
Reserve Unit	99	±1	71	15	8	4	2	±2	1.5	±0.1	
AGR/FTS/AR	99	±1	71	14	9	4	1	±3	1.5	±0.1	
IMA	99	±1	74	16	6	4	1	±5	1.4	±0.1	
Not Activated Past 12 Months	99	±1	71	15	8	4	2	±2	1.5	±0.1	
Activated Past 12 Months	99	±1	69	15	9	4	3	±3	1.6	±0.1	
Not Deployed Past 12 Months	99	±1	72	14	8	4	2	±2	1.5	±0.1	
Deployed Past 12 Months	99	±1	66	17	9	5	3	±4	1.6	±0.1	
Non-Hispanic White	99	±1	70	15	8	4	2	±2	1.5	±0.1	
Total Minority	99	±1	71	13	8	5	2	±2	1.5	±0.1	
Non-Hispanic Black	99	±1	73	12	8	5	2	±3	1.5	±0.1	
Hispanic	99	±1	70	15	8	4	2	±4	1.5	±0.1	
FEMALES	99	±1	74	14	6	4	2	±2	1.5	±0.1	
Enlisted	99	±1	73	14	7	4	2	±2	1.5	±0.1	
E1 – E4	99	±1	73	14	7	3	3	±3	1.5	±0.1	
E5 – E9	99	±1	73	15	6	4	2	±2	1.5	±0.1	
Officers	99	±1	78	14	5	3	1	±3	1.4	±0.1	
O1 – O3	99	±1	79	12	4	3	1	±4	1.3	±0.1	
O4 – O6	98	±1	77	14	5	3	1	±4	1.4	±0.1	
Reserve Unit	99	±1	74	14	6	4	2	±2	1.5	±0.1	
AGR/FTS/AR	99	±1	73	14	8	4	2	±4	1.5	±0.1	
IMA	98	±2	79	13	5	2	2	±5	1.4	±0.1	
Non-Hispanic White	99	±1	73	16	6	3	2	±2	1.5	±0.1	
Total Minority	99	±1	75	12	7	4	2	±2	1.5	±0.1	
ARNG	99	±1	71	15	7	4	3	±3	1.5	±0.1	
Enlisted	99	±1	71	15	7	4	3	±3	1.5	±0.1	
Officers	99	±2	74	17	5	3	1	±6	1.4	±0.1	
USAR	98	±1	71	16	6	4	3	±3	1.5	±0.1	
Enlisted	98	±1	70	16	7	4	3	±3	1.6	±0.1	
Officers	99	±2	76	14	6	4	1	±5	1.4	±0.1	

Note. Percent responding are Reserve members who answered the question.

2012 Workplace and Gender Relations Survey of Reserve Component Members

50k. Continued	Percent Responding		Percentages					Max ME	Average Amount		
			1	2	3	4	5				
USNR	99	±1	75	13	6	4	2	±5	1.4	±0.1	■
Enlisted	99	±2	74	14	6	4	2	±6	1.5	±0.2	■
Officers	100	±1	78	12	5	4	1	±6	1.4	±0.1	■
USMCR	99	±1	65	15	10	5	4	±8	1.7	±0.2	■
Enlisted	100	±1	65	14	11	5	5	±10	1.7	±0.3	■
Officers	97	±4	69	19	6	6	0	±11	1.5	±0.2	■
ANG	100	±1	80	13	4	2	0	±3	1.3	±0.1	■
Enlisted	100	±1	80	13	4	3	1	±3	1.3	±0.1	■
Officers	99	±2	83	12	3	2	0	±5	1.2	±0.1	■
USAFR	99	±1	80	10	7	3	1	±4	1.3	±0.1	■
Enlisted	99	±1	79	11	7	3	1	±4	1.4	±0.1	■
Officers	98	±2	84	8	3	2	2	±4	1.3	±0.1	■
MALES	99	±1	70	15	9	4	2	±2	1.5	±0.1	■
Enlisted	99	±1	69	15	9	5	3	±2	1.6	±0.1	■
E1 - E4	99	±1	70	13	9	4	3	±3	1.6	±0.1	■
E5 - E9	99	±1	68	15	9	5	2	±2	1.6	±0.1	■
Officers	99	±1	75	15	6	3	1	±3	1.4	±0.1	■
O1 - O3	99	±1	74	15	6	3	1	±4	1.4	±0.1	■
O4 - O6	100	±1	75	15	6	3	1	±3	1.4	±0.1	■
Reserve Unit	99	±1	70	15	9	4	2	±2	1.5	±0.1	■
AGR/FTS/AR	99	±1	71	14	9	4	1	±4	1.5	±0.1	■
IMA	99	±2	72	17	7	4	1	±6	1.4	±0.1	■
Non-Hispanic White	99	±1	70	15	8	4	2	±2	1.5	±0.1	■
Total Minority	99	±1	70	14	9	5	3	±3	1.6	±0.1	■
ARNG	99	±1	66	15	10	5	3	±3	1.6	±0.1	■
Enlisted	99	±1	66	15	11	5	3	±3	1.6	±0.1	■
Officers	99	±1	70	17	7	5	1	±5	1.5	±0.1	■
USAR	99	±1	69	16	8	5	3	±3	1.6	±0.1	■
Enlisted	99	±1	68	16	8	5	3	±4	1.6	±0.1	■
Officers	99	±1	73	15	7	3	1	±5	1.4	±0.1	■
USNR	98	±2	68	17	9	4	2	±5	1.5	±0.1	■
Enlisted	97	±2	66	17	10	4	2	±6	1.6	±0.2	■
Officers	100	±0	75	18	4	2	0	±6	1.3	±0.1	■
USMCR	99	±2	64	12	15	4	4	±7	1.7	±0.2	■
Enlisted	99	±2	63	12	16	5	5	±7	1.8	±0.2	■
Officers	98	±2	75	14	6	2	2	±6	1.4	±0.2	■
ANG	99	±1	81	12	4	2	1	±3	1.3	±0.1	■
Enlisted	99	±1	81	12	4	3	1	±3	1.3	±0.1	■
Officers	100	±0	83	13	3	1	0	±6	1.2	±0.1	■
USAFR	99	±1	81	11	5	3	1	±4	1.3	±0.1	■
Enlisted	99	±2	80	10	5	3	1	±5	1.3	±0.1	■
Officers	99	±1	85	11	3	1	0	±6	1.2	±0.1	■
USCGR	99	±1	80	11	6	2	1	±3	1.3	±0.1	■
Enlisted	99	±1	80	11	6	2	1	±4	1.3	±0.1	■
E1 - E4	99	±2	79	10	9	1	1	±5	1.3	±0.1	■
E5 - E9	100	±1	81	11	5	2	1	±5	1.3	±0.1	■
Officers	99	±1	78	15	5	2	1	±4	1.3	±0.1	■
O1 - O3	99	±1	78	14	5	1	2	±5	1.3	±0.1	■
O4 - O6	100	±1	76	15	6	3	0	±6	1.4	±0.1	■
Females	100	±1	82	11	5	2	0	±4	1.3	±0.1	■
Enlisted	100	±1	82	12	4	2	0	±4	1.3	±0.1	■
Officers	99	±2	83	8	5	4	1	±5	1.3	±0.1	■
Males	99	±1	79	12	6	2	1	±4	1.3	±0.1	■
Enlisted	99	±1	80	11	7	2	1	±4	1.3	±0.1	■
Officers	100	±1	76	16	5	1	1	±4	1.3	±0.1	■

50. Below is a list of problems that people sometimes have in response to stressful experiences. Please indicate how much you have been bothered by the following in the past month.

I. Feeling as if your future will somehow be cut short?

1. Not at all
4. Quite a bit

2. A little bit
5. Extremely

3. Moderately

	Percent Responding		Percentages					Max ME	Average Amount		
			1	2	3	4	5				
TOTAL DOD	98	±1	78	12	6	3	2	±1	1.4	±0.1	■
ARNG	98	±1	76	12	7	3	2	±2	1.4	±0.1	■
USAR	98	±1	78	12	5	3	2	±3	1.4	±0.1	■
USNR	96	±2	79	11	6	3	1	±4	1.4	±0.1	■
USMCR	98	±2	73	13	7	4	3	±6	1.5	±0.2	■
ANG	98	±1	85	10	3	1	1	±2	1.2	±0.1	■
USAFR	97	±2	87	8	4	1	0	±3	1.2	±0.1	■
Enlisted	98	±1	78	12	6	3	2	±2	1.4	±0.1	■
E1 – E4	98	±1	78	12	6	2	2	±2	1.4	±0.1	■
E1 – E3	98	±1	80	10	6	2	2	±4	1.4	±0.1	■
E4	98	±1	76	12	6	3	2	±3	1.4	±0.1	■
E5 – E9	98	±1	78	12	6	3	1	±2	1.4	±0.1	■
E5 – E7	98	±1	77	12	6	3	2	±2	1.4	±0.1	■
E8 – E9	96	±2	79	11	6	3	1	±4	1.4	±0.1	■
Officers	98	±1	83	10	4	2	1	±2	1.3	±0.1	■
O1 – O3	98	±1	84	10	4	2	1	±3	1.3	±0.1	■
O4 – O6	99	±1	83	10	4	2	1	±3	1.3	±0.1	■
W1 – W5	98	±2	82	10	4	3	1	±5	1.3	±0.1	■
Reserve Unit	98	±1	79	12	6	2	2	±2	1.4	±0.1	■
AGR/FTS/AR	98	±1	78	12	7	3	1	±3	1.4	±0.1	■
IMA	98	±2	78	14	5	3	1	±5	1.3	±0.1	■
Not Activated Past 12 Months	98	±1	79	12	6	2	2	±2	1.4	±0.1	■
Activated Past 12 Months	98	±1	78	12	6	3	2	±3	1.4	±0.1	■
Not Deployed Past 12 Months	98	±1	79	12	6	2	2	±2	1.4	±0.1	■
Deployed Past 12 Months	98	±1	78	11	6	3	1	±3	1.4	±0.1	■
Non-Hispanic White	98	±1	79	11	6	2	1	±2	1.4	±0.1	■
Total Minority	96	±1	77	12	6	3	2	±2	1.4	±0.1	■
Non-Hispanic Black	97	±1	77	12	6	3	2	±3	1.4	±0.1	■
Hispanic	96	±2	78	11	5	2	3	±3	1.4	±0.1	■
FEMALES	98	±1	83	9	4	2	2	±2	1.3	±0.1	■
Enlisted	98	±1	82	9	4	2	2	±2	1.3	±0.1	■
E1 – E4	98	±1	81	10	4	2	2	±3	1.3	±0.1	■
E5 – E9	97	±1	84	9	4	2	1	±2	1.3	±0.1	■
Officers	98	±1	85	9	3	2	1	±2	1.2	±0.1	■
O1 – O3	97	±2	87	9	2	2	0	±3	1.2	±0.1	■
O4 – O6	98	±1	84	9	4	1	1	±3	1.3	±0.1	■
Reserve Unit	98	±1	83	9	4	2	2	±2	1.3	±0.1	■
AGR/FTS/AR	98	±1	82	9	5	3	1	±3	1.3	±0.1	■
IMA	96	±3	89	6	4	1	1	±5	1.2	±0.1	■
Non-Hispanic White	98	±1	84	9	4	2	1	±2	1.3	±0.1	■
Total Minority	97	±1	81	10	5	3	2	±2	1.4	±0.1	■
ARNG	98	±1	82	10	4	2	2	±3	1.3	±0.1	■
Enlisted	98	±1	81	10	5	2	2	±3	1.3	±0.1	■
Officers	97	±2	87	9	1	2	1	±5	1.2	±0.1	■
USAR	98	±1	80	10	5	3	2	±3	1.4	±0.1	■
Enlisted	98	±1	80	10	5	3	3	±3	1.4	±0.1	■
Officers	97	±2	82	11	4	2	0	±4	1.3	±0.1	■

Note. Percent responding are Reserve members who answered the question.

2012 Workplace and Gender Relations Survey of Reserve Component Members

50I. Continued	Percent Responding		Percentages					Max ME	Average Amount		
			1	2	3	4	5				
USNR	97	±2	83	10	4	2	2	±5	1.3	±0.1	█
Enlisted	97	±3	82	10	4	2	2	±5	1.3	±0.1	█
Officers	98	±2	84	11	3	1	1	±6	1.3	±0.1	█
USMCR	99	±1	75	13	7	2	3	±8	1.4	±0.2	█
Enlisted	99	±1	74	14	8	1	3	±9	1.5	±0.2	█
Officers	96	±5	82	9	5	4	0	±10	1.3	±0.2	█
ANG	99	±1	87	8	3	2	1	±3	1.2	±0.1	█
Enlisted	99	±1	86	9	3	2	1	±3	1.2	±0.1	█
Officers	99	±2	88	7	3	1	1	±4	1.2	±0.1	█
USAFR	97	±2	89	6	4	1	1	±3	1.2	±0.1	█
Enlisted	97	±2	88	6	5	1	1	±4	1.2	±0.1	█
Officers	98	±2	90	6	2	1	1	±4	1.2	±0.1	█
MALES	98	±1	78	12	6	3	2	±2	1.4	±0.1	█
Enlisted	98	±1	77	12	6	3	2	±2	1.4	±0.1	█
E1 - E4	98	±1	77	12	7	2	2	±3	1.4	±0.1	█
E5 - E9	98	±1	76	13	6	3	2	±2	1.4	±0.1	█
Officers	98	±1	83	10	4	2	1	±2	1.3	±0.1	█
O1 - O3	98	±2	83	10	4	2	1	±4	1.3	±0.1	█
O4 - O6	99	±1	82	11	4	2	1	±3	1.3	±0.1	█
Reserve Unit	98	±1	78	12	6	3	2	±2	1.4	±0.1	█
AGR/FTS/AR	98	±1	76	12	7	3	1	±4	1.4	±0.1	█
IMA	98	±2	74	16	6	3	1	±6	1.4	±0.1	█
Non-Hispanic White	98	±1	78	12	6	2	1	±2	1.4	±0.1	█
Total Minority	96	±1	76	12	6	3	2	±3	1.4	±0.1	█
ARNG	98	±1	75	13	7	3	2	±2	1.4	±0.1	█
Enlisted	98	±1	74	13	8	3	2	±3	1.5	±0.1	█
Officers	99	±1	80	11	5	3	1	±4	1.3	±0.1	█
USAR	98	±1	77	13	6	3	2	±3	1.4	±0.1	█
Enlisted	98	±2	75	14	6	3	2	±3	1.4	±0.1	█
Officers	98	±2	82	9	5	2	1	±4	1.3	±0.1	█
USNR	96	±2	78	12	6	3	1	±4	1.4	±0.1	█
Enlisted	96	±3	77	11	7	3	1	±5	1.4	±0.1	█
Officers	97	±3	83	12	3	1	1	±5	1.2	±0.1	█
USMCR	98	±2	73	13	7	4	3	±6	1.5	±0.2	█
Enlisted	98	±2	72	13	7	4	3	±7	1.5	±0.2	█
Officers	97	±2	81	13	4	1	1	±9	1.3	±0.1	█
ANG	97	±1	84	10	3	1	1	±3	1.2	±0.1	█
Enlisted	97	±2	84	10	4	1	1	±3	1.3	±0.1	█
Officers	100	±1	88	9	2	1	0	±5	1.2	±0.1	█
USAFR	97	±2	86	9	4	1	0	±3	1.2	±0.1	█
Enlisted	97	±2	86	9	4	1	0	±4	1.2	±0.1	█
Officers	97	±3	88	7	3	2	0	±5	1.2	±0.1	█
USCGR	98	±1	85	8	4	2	1	±3	1.3	±0.1	█
Enlisted	98	±2	85	7	4	3	1	±4	1.3	±0.1	█
E1 - E4	97	±2	85	7	6	2	0	±5	1.3	±0.1	█
E5 - E9	98	±2	86	8	3	3	1	±5	1.3	±0.1	█
Officers	97	±2	84	10	3	2	1	±3	1.3	±0.1	█
O1 - O3	98	±2	84	10	3	2	1	±4	1.3	±0.1	█
O4 - O6	96	±3	85	10	5	1	0	±6	1.2	±0.1	█
Females	97	±2	91	5	2	1	1	±3	1.2	±0.1	█
Enlisted	97	±2	92	5	2	1	1	±3	1.1	±0.1	█
Officers	99	±1	88	7	4	0	2	±5	1.2	±0.1	█
Males	98	±2	84	8	5	3	1	±4	1.3	±0.1	█
Enlisted	98	±2	84	8	5	3	1	±4	1.3	±0.1	█
Officers	97	±2	83	11	3	2	1	±4	1.3	±0.1	█

50. Below is a list of problems that people sometimes have in response to stressful experiences. Please indicate how much you have been bothered by the following in the past month.

m. Trouble falling or staying asleep?

1. Not at all
4. Quite a bit

2. A little bit
5. Extremely

3. Moderately

	Percent Responding		Percentages					Max ME	Average Amount		
			1	2	3	4	5				
TOTAL DOD	100	±1	51	24	11	9	5	±2	1.9	±0.1	
ARNG	99	±1	48	25	12	10	6	±2	2.0	±0.1	
USAR	100	±1	51	23	11	9	6	±3	2.0	±0.1	
USNR	100	±1	52	26	10	8	4	±4	1.9	±0.1	
USMCR	99	±2	50	24	15	7	4	±6	1.9	±0.2	
ANG	100	±1	57	26	9	6	2	±3	1.7	±0.1	
USAFR	99	±1	58	24	10	7	2	±4	1.7	±0.1	
Enlisted	100	±1	51	24	12	9	5	±2	1.9	±0.1	
E1 – E4	99	±1	54	21	11	7	6	±3	1.9	±0.1	
E1 – E3	99	±1	60	22	11	4	4	±4	1.7	±0.1	
E4	99	±1	51	21	12	9	7	±3	2.0	±0.1	
E5 – E9	100	±1	48	25	12	10	5	±2	2.0	±0.1	
E5 – E7	100	±1	48	25	12	10	5	±2	2.0	±0.1	
E8 – E9	99	±1	46	29	11	10	4	±4	2.0	±0.1	
Officers	100	±1	52	28	9	8	3	±2	1.8	±0.1	
O1 – O3	100	±1	56	25	10	7	3	±4	1.7	±0.1	
O4 – O6	100	±1	49	31	9	9	3	±3	1.8	±0.1	
W1 – W5	100	±1	46	32	10	7	5	±6	1.9	±0.2	
Reserve Unit	100	±1	52	24	11	8	5	±2	1.9	±0.1	
AGR/FTS/AR	100	±1	45	26	13	10	5	±3	2.0	±0.1	
IMA	99	±1	48	29	10	9	3	±5	1.9	±0.2	
Not Activated Past 12 Months	99	±1	52	25	11	8	5	±2	1.9	±0.1	
Activated Past 12 Months	100	±1	46	23	13	12	6	±3	2.1	±0.1	
Not Deployed Past 12 Months	99	±1	52	24	11	8	5	±2	1.9	±0.1	
Deployed Past 12 Months	100	±1	44	24	14	12	7	±4	2.2	±0.1	
Non-Hispanic White	100	±1	50	26	12	8	5	±2	1.9	±0.1	
Total Minority	99	±1	53	22	10	10	5	±2	1.9	±0.1	
Non-Hispanic Black	99	±1	53	21	10	11	5	±4	1.9	±0.1	
Hispanic	99	±1	57	20	10	8	4	±4	1.8	±0.1	
FEMALES	100	±1	47	26	10	10	6	±2	2.0	±0.1	
Enlisted	100	±1	47	26	10	10	7	±2	2.0	±0.1	
E1 – E4	100	±1	51	23	11	8	6	±3	2.0	±0.1	
E5 – E9	99	±1	44	28	10	12	7	±2	2.1	±0.1	
Officers	99	±1	48	31	9	8	4	±3	1.9	±0.1	
O1 – O3	99	±1	50	32	9	6	3	±4	1.8	±0.1	
O4 – O6	100	±1	46	30	9	10	5	±4	2.0	±0.1	
Reserve Unit	100	±1	48	26	10	9	6	±2	2.0	±0.1	
AGR/FTS/AR	99	±1	38	27	12	14	8	±4	2.3	±0.1	
IMA	99	±2	48	29	12	8	4	±6	1.9	±0.2	
Non-Hispanic White	100	±1	44	28	12	10	6	±2	2.1	±0.1	
Total Minority	99	±1	52	24	8	10	6	±3	2.0	±0.1	
ARNG	100	±1	45	26	11	10	7	±3	2.1	±0.1	
Enlisted	100	±1	44	26	12	11	8	±3	2.1	±0.1	
Officers	99	±2	46	32	7	8	6	±7	2.0	±0.2	
USAR	99	±1	48	24	10	10	7	±3	2.1	±0.1	
Enlisted	99	±1	48	23	10	11	8	±3	2.1	±0.1	
Officers	99	±1	47	30	10	9	3	±6	1.9	±0.2	

Note. Percent responding are Reserve members who answered the question.

2012 Workplace and Gender Relations Survey of Reserve Component Members

50m. Continued	Percent Responding		Percentages					Max ME	Average Amount		
			1	2	3	4	5				
USNR	100	±0	46	30	10	10	5	±5	2.0	±0.2	
Enlisted	100	±0	45	29	10	11	5	±6	2.0	±0.2	
Officers	100	±0	48	33	9	7	3	±6	1.8	±0.2	
USMCR	100	±1	41	26	14	13	6	±9	2.2	±0.3	
Enlisted	100	±0	40	27	14	13	6	±10	2.2	±0.3	
Officers	99	±2	46	22	13	14	6	±11	2.1	±0.3	
ANG	100	±1	49	31	9	8	3	±4	1.8	±0.1	
Enlisted	100	±1	49	31	9	8	3	±4	1.8	±0.1	
Officers	100	±0	48	31	10	8	4	±6	1.9	±0.2	
USAFR	99	±1	55	24	8	9	4	±4	1.8	±0.1	
Enlisted	99	±1	56	22	8	10	4	±5	1.8	±0.1	
Officers	99	±1	52	29	9	7	3	±6	1.8	±0.2	
MALES	100	±1	52	24	11	8	5	±2	1.9	±0.1	
Enlisted	99	±1	52	23	12	8	5	±2	1.9	±0.1	
E1 - E4	99	±1	55	21	12	7	5	±3	1.9	±0.1	
E5 - E9	100	±1	49	25	12	10	5	±2	2.0	±0.1	
Officers	100	±1	53	28	10	7	3	±3	1.8	±0.1	
O1 - O3	100	±1	58	23	11	7	2	±5	1.7	±0.1	
O4 - O6	100	±1	50	31	9	8	2	±4	1.8	±0.1	
Reserve Unit	100	±1	52	23	11	8	5	±2	1.9	±0.1	
AGR/FTS/AR	100	±1	47	26	13	9	4	±4	2.0	±0.1	
IMA	99	±1	48	30	10	9	3	±6	1.9	±0.2	
Non-Hispanic White	100	±1	51	25	12	8	5	±2	1.9	±0.1	
Total Minority	99	±1	54	21	10	10	5	±3	1.9	±0.1	
ARNG	99	±1	48	24	12	10	6	±3	2.0	±0.1	
Enlisted	99	±1	48	24	12	10	6	±3	2.0	±0.1	
Officers	100	±1	51	27	11	8	3	±5	1.9	±0.1	
USAR	100	±1	52	22	11	9	5	±3	1.9	±0.1	
Enlisted	100	±1	52	21	12	9	6	±4	1.9	±0.1	
Officers	100	±1	52	28	9	8	3	±5	1.8	±0.2	
USNR	100	±1	54	25	10	7	4	±5	1.8	±0.1	
Enlisted	99	±1	52	25	11	7	5	±6	1.9	±0.2	
Officers	100	±0	57	26	10	5	2	±6	1.7	±0.2	
USMCR	99	±2	50	24	15	7	3	±7	1.9	±0.2	
Enlisted	99	±2	50	24	16	6	3	±7	1.9	±0.2	
Officers	98	±2	53	27	9	9	3	±8	1.8	±0.2	
ANG	100	±1	59	24	9	5	2	±3	1.7	±0.1	
Enlisted	100	±1	60	23	10	5	2	±4	1.7	±0.1	
Officers	100	±0	54	31	7	6	1	±7	1.7	±0.2	
USAFR	99	±1	59	24	10	6	1	±4	1.7	±0.1	
Enlisted	99	±2	60	23	11	5	2	±5	1.7	±0.1	
Officers	100	±1	57	28	8	7	1	±7	1.7	±0.2	
USCGR	100	±1	58	27	8	6	1	±4	1.7	±0.1	
Enlisted	100	±1	58	27	8	6	1	±4	1.6	±0.1	
E1 - E4	100	±1	61	27	6	6	1	±6	1.6	±0.1	
E5 - E9	100	±1	57	27	9	6	1	±6	1.7	±0.2	
Officers	100	±1	54	28	10	6	3	±4	1.8	±0.1	
O1 - O3	100	±1	58	24	9	6	3	±5	1.7	±0.1	
O4 - O6	100	±0	47	34	11	5	3	±7	1.8	±0.2	
Females	100	±0	48	31	9	8	3	±4	1.9	±0.1	
Enlisted	100	±0	48	32	9	9	2	±5	1.8	±0.1	
Officers	100	±0	49	31	9	6	6	±6	1.9	±0.2	
Males	100	±1	59	26	8	6	1	±4	1.6	±0.1	
Enlisted	100	±1	60	26	8	6	1	±5	1.6	±0.1	
Officers	100	±1	56	27	10	6	2	±5	1.7	±0.1	

50. Below is a list of problems that people sometimes have in response to stressful experiences. Please indicate how much you have been bothered by the following in the past month.

n. Feeling irritable or having angry outbursts?

1. Not at all
4. Quite a bit

2. A little bit
5. Extremely

3. Moderately

	Percent Responding		Percentages					Max ME	Average Amount		
			1	2	3	4	5				
TOTAL DOD	100	±1	59	24	9	5	3	±2	1.7	±0.1	■
ARNG	100	±1	54	26	11	6	3	±2	1.8	±0.1	■
USAR	100	±1	60	23	9	5	3	±3	1.7	±0.1	■
USNR	99	±1	60	25	8	5	2	±4	1.6	±0.1	■
USMCR	99	±1	56	22	13	6	4	±6	1.8	±0.2	■
ANG	99	±1	69	23	5	2	1	±3	1.4	±0.1	■
USAFR	99	±1	72	20	5	2	1	±3	1.4	±0.1	■
Enlisted	100	±1	59	24	9	5	3	±2	1.7	±0.1	■
E1 – E4	100	±1	62	21	9	4	3	±3	1.7	±0.1	■
E1 – E3	100	±1	69	20	7	2	1	±4	1.5	±0.1	■
E4	99	±1	58	22	10	6	4	±3	1.8	±0.1	■
E5 – E9	100	±1	56	26	10	5	2	±2	1.7	±0.1	■
E5 – E7	99	±1	56	26	10	6	3	±2	1.7	±0.1	■
E8 – E9	100	±1	58	28	9	5	1	±4	1.6	±0.1	■
Officers	100	±1	60	28	7	4	1	±2	1.6	±0.1	■
O1 – O3	100	±1	59	27	8	4	1	±4	1.6	±0.1	■
O4 – O6	99	±1	61	28	6	3	1	±3	1.6	±0.1	■
W1 – W5	100	±1	61	28	7	3	1	±6	1.6	±0.1	■
Reserve Unit	100	±1	60	24	9	5	3	±2	1.7	±0.1	■
AGR/FTS/AR	100	±1	55	27	11	5	2	±3	1.7	±0.1	■
IMA	99	±1	57	30	8	4	1	±5	1.6	±0.1	■
Not Activated Past 12 Months	99	±1	60	24	9	4	2	±2	1.7	±0.1	■
Activated Past 12 Months	100	±1	56	26	10	6	3	±3	1.7	±0.1	■
Not Deployed Past 12 Months	99	±1	61	24	9	4	2	±2	1.6	±0.1	■
Deployed Past 12 Months	100	±1	51	27	11	7	4	±4	1.9	±0.1	■
Non-Hispanic White	100	±1	57	27	10	5	2	±2	1.7	±0.1	■
Total Minority	99	±1	64	20	8	5	3	±2	1.6	±0.1	■
Non-Hispanic Black	100	±1	70	16	7	5	2	±3	1.5	±0.1	■
Hispanic	99	±1	62	22	9	4	3	±4	1.7	±0.1	■
FEMALES	99	±1	59	25	9	5	3	±2	1.7	±0.1	■
Enlisted	99	±1	59	24	9	5	3	±2	1.7	±0.1	■
E1 – E4	100	±1	61	22	9	5	3	±3	1.7	±0.1	■
E5 – E9	99	±1	58	25	9	5	3	±2	1.7	±0.1	■
Officers	99	±1	59	29	7	4	1	±3	1.6	±0.1	■
O1 – O3	100	±1	60	29	7	4	1	±4	1.6	±0.1	■
O4 – O6	99	±1	58	30	7	4	1	±4	1.6	±0.1	■
Reserve Unit	99	±1	60	24	8	5	3	±2	1.7	±0.1	■
AGR/FTS/AR	100	±1	52	28	11	5	3	±4	1.8	±0.1	■
IMA	99	±2	61	28	8	3	0	±6	1.5	±0.1	■
Non-Hispanic White	100	±1	55	28	9	5	3	±2	1.7	±0.1	■
Total Minority	99	±1	64	20	8	5	3	±3	1.6	±0.1	■
ARNG	100	±1	55	26	10	6	3	±3	1.8	±0.1	■
Enlisted	100	±1	56	25	10	6	4	±3	1.8	±0.1	■
Officers	99	±2	53	33	8	4	2	±7	1.7	±0.2	■
USAR	100	±1	59	24	8	6	3	±3	1.7	±0.1	■
Enlisted	100	±1	58	23	8	6	4	±3	1.7	±0.1	■
Officers	100	±1	61	26	8	4	1	±5	1.6	±0.1	■

Note. Percent responding are Reserve members who answered the question.

2012 Workplace and Gender Relations Survey of Reserve Component Members

50n. Continued	Percent Responding		Percentages					Max ME	Average Amount		
			1	2	3	4	5				
USNR	100	±1	58	26	8	5	2	±5	1.7	±0.1	■
Enlisted	99	±1	59	24	9	5	3	±6	1.7	±0.2	■
Officers	100	±0	53	36	6	3	2	±6	1.6	±0.1	■
USMCR	99	±2	42	34	9	9	5	±9	2.0	±0.2	■
Enlisted	99	±3	41	34	10	10	6	±10	2.1	±0.3	■
Officers	97	±4	46	37	8	6	4	±11	1.9	±0.3	■
ANG	100	±1	64	26	6	3	1	±3	1.5	±0.1	■
Enlisted	100	±1	64	26	6	3	1	±4	1.5	±0.1	■
Officers	99	±1	64	28	5	3	1	±6	1.5	±0.1	■
USAFR	99	±1	69	20	8	2	1	±4	1.5	±0.1	■
Enlisted	99	±2	70	18	9	2	1	±4	1.5	±0.1	■
Officers	99	±2	63	29	5	2	1	±5	1.5	±0.1	■
MALES	100	±1	59	24	9	5	3	±2	1.7	±0.1	■
Enlisted	100	±1	59	24	10	5	3	±2	1.7	±0.1	■
E1 – E4	99	±1	63	21	9	4	3	±3	1.6	±0.1	■
E5 – E9	100	±1	56	26	10	6	2	±2	1.7	±0.1	■
Officers	100	±1	60	28	7	4	1	±3	1.6	±0.1	■
O1 – O3	100	±1	59	27	9	4	1	±5	1.6	±0.1	■
O4 – O6	99	±1	61	28	6	3	1	±4	1.6	±0.1	■
Reserve Unit	100	±1	60	24	9	5	3	±2	1.7	±0.1	■
AGR/FTS/AR	100	±1	56	26	11	5	2	±4	1.7	±0.1	■
IMA	99	±1	56	31	8	5	1	±6	1.7	±0.2	■
Non-Hispanic White	100	±1	57	26	10	5	2	±2	1.7	±0.1	■
Total Minority	99	±1	64	20	8	5	3	±3	1.6	±0.1	■
ARNG	100	±1	54	26	11	6	3	±3	1.8	±0.1	■
Enlisted	100	±1	53	26	11	6	3	±3	1.8	±0.1	■
Officers	100	±1	56	28	10	4	2	±5	1.7	±0.1	■
USAR	100	±1	60	23	9	5	3	±3	1.7	±0.1	■
Enlisted	100	±1	59	23	10	5	3	±4	1.7	±0.1	■
Officers	100	±1	61	27	7	5	1	±5	1.6	±0.1	■
USNR	99	±1	61	24	9	5	1	±5	1.6	±0.1	■
Enlisted	99	±1	61	22	9	6	2	±6	1.7	±0.2	■
Officers	99	±2	60	31	6	3	0	±6	1.5	±0.1	■
USMCR	100	±1	56	21	13	6	4	±7	1.8	±0.2	■
Enlisted	100	±1	56	21	13	6	4	±7	1.8	±0.2	■
Officers	98	±2	58	26	9	7	1	±7	1.7	±0.2	■
ANG	99	±1	70	22	5	2	1	±3	1.4	±0.1	■
Enlisted	99	±1	70	21	6	3	1	±4	1.4	±0.1	■
Officers	100	±0	67	27	4	1	1	±6	1.4	±0.1	■
USAFR	99	±2	72	20	5	2	1	±4	1.4	±0.1	■
Enlisted	99	±2	74	18	4	2	1	±5	1.4	±0.1	■
Officers	100	±1	67	27	5	1	0	±7	1.4	±0.1	■
USCGR	99	±1	67	24	7	2	0	±4	1.5	±0.1	■
Enlisted	99	±1	68	23	6	2	0	±4	1.4	±0.1	■
E1 – E4	99	±2	70	19	8	2	1	±5	1.4	±0.1	■
E5 – E9	99	±2	67	25	5	3	0	±6	1.4	±0.1	■
Officers	100	±1	63	28	8	1	0	±4	1.5	±0.1	■
O1 – O3	99	±1	65	23	10	1	1	±5	1.5	±0.1	■
O4 – O6	100	±0	56	36	6	1	0	±6	1.5	±0.1	■
Females	100	±1	63	27	6	3	1	±4	1.5	±0.1	■
Enlisted	100	±1	64	26	6	2	1	±5	1.5	±0.1	■
Officers	99	±1	58	30	8	3	1	±6	1.6	±0.2	■
Males	99	±1	68	23	7	2	0	±4	1.4	±0.1	■
Enlisted	99	±1	69	22	6	2	0	±5	1.4	±0.1	■
Officers	100	±1	64	27	8	1	0	±4	1.5	±0.1	■

50. Below is a list of problems that people sometimes have in response to stressful experiences. Please indicate how much you have been bothered by the following in the past month.

o. Having difficulty concentrating?

1. Not at all
4. Quite a bit

2. A little bit
5. Extremely

3. Moderately

	Percent Responding		Percentages					Max ME	Average Amount		
			1	2	3	4	5				
TOTAL DOD	99	±1	56	25	9	6	3	±2	1.7	±0.1	■
ARNG	99	±1	54	25	11	7	4	±2	1.8	±0.1	■
USAR	99	±1	55	26	9	6	4	±3	1.8	±0.1	■
USNR	99	±1	55	26	11	5	2	±4	1.7	±0.1	■
USMCR	99	±1	50	27	10	8	4	±6	1.9	±0.2	■
ANG	100	±1	64	25	7	3	1	±3	1.5	±0.1	■
USAFR	99	±1	67	21	6	4	1	±3	1.5	±0.1	■
Enlisted	99	±1	56	25	10	6	3	±2	1.8	±0.1	■
E1 – E4	99	±1	60	22	9	6	3	±3	1.7	±0.1	■
E1 – E3	100	±1	66	21	7	5	1	±4	1.5	±0.1	■
E4	99	±1	56	23	10	7	4	±3	1.8	±0.1	■
E5 – E9	99	±1	53	27	11	6	3	±2	1.8	±0.1	■
E5 – E7	99	±1	53	26	11	6	4	±2	1.8	±0.1	■
E8 – E9	99	±1	54	28	12	5	1	±4	1.7	±0.1	■
Officers	99	±1	58	29	8	4	2	±2	1.6	±0.1	■
O1 – O3	99	±1	57	28	9	4	2	±4	1.7	±0.1	■
O4 – O6	99	±1	59	30	6	4	1	±3	1.6	±0.1	■
W1 – W5	100	±1	59	28	8	4	1	±6	1.6	±0.1	■
Reserve Unit	99	±1	57	25	9	6	3	±2	1.7	±0.1	■
AGR/FTS/AR	100	±1	51	29	10	7	3	±3	1.8	±0.1	■
IMA	99	±1	54	31	7	5	2	±5	1.7	±0.1	■
Not Activated Past 12 Months	99	±1	57	25	9	6	3	±2	1.7	±0.1	■
Activated Past 12 Months	99	±1	54	25	10	7	4	±3	1.8	±0.1	■
Not Deployed Past 12 Months	99	±1	58	25	9	5	3	±2	1.7	±0.1	■
Deployed Past 12 Months	99	±1	50	27	11	8	4	±4	1.9	±0.1	■
Non-Hispanic White	100	±1	55	26	10	6	3	±2	1.7	±0.1	■
Total Minority	99	±1	58	23	9	6	3	±2	1.7	±0.1	■
Non-Hispanic Black	99	±1	62	21	8	6	3	±4	1.7	±0.1	■
Hispanic	99	±1	58	23	9	6	4	±4	1.7	±0.1	■
FEMALES	99	±1	54	27	9	6	4	±2	1.8	±0.1	■
Enlisted	99	±1	54	26	10	6	4	±2	1.8	±0.1	■
E1 – E4	100	±1	57	24	9	6	4	±3	1.8	±0.1	■
E5 – E9	99	±1	51	28	10	6	4	±2	1.8	±0.1	■
Officers	99	±1	54	32	7	4	3	±3	1.7	±0.1	■
O1 – O3	99	±1	55	32	7	4	3	±4	1.7	±0.1	■
O4 – O6	99	±1	53	32	7	5	3	±4	1.7	±0.1	■
Reserve Unit	99	±1	55	27	9	6	4	±2	1.8	±0.1	■
AGR/FTS/AR	99	±1	47	31	12	6	4	±4	1.9	±0.1	■
IMA	98	±2	59	28	7	4	2	±6	1.6	±0.2	■
Non-Hispanic White	99	±1	51	29	10	6	4	±2	1.8	±0.1	■
Total Minority	99	±1	59	24	8	5	4	±3	1.7	±0.1	■
ARNG	99	±1	51	27	12	6	4	±3	1.9	±0.1	■
Enlisted	99	±1	51	26	12	6	4	±3	1.9	±0.1	■
Officers	99	±2	48	35	9	4	4	±7	1.8	±0.2	■
USAR	99	±1	54	27	8	6	5	±3	1.8	±0.1	■
Enlisted	99	±1	54	26	8	7	6	±3	1.8	±0.1	■
Officers	99	±1	55	30	8	4	3	±6	1.7	±0.1	■

Note. Percent responding are Reserve members who answered the question.

2012 Workplace and Gender Relations Survey of Reserve Component Members

50o. Continued	Percent Responding		Percentages					Max ME	Average Amount		
			1	2	3	4	5				
USNR	99	±1	52	30	9	7	2	±5	1.8	±0.1	
Enlisted	99	±2	52	28	10	7	3	±6	1.8	±0.2	
Officers	100	±1	51	37	6	6	1	±6	1.7	±0.1	
USMCR	98	±3	45	26	12	11	6	±9	2.1	±0.3	
Enlisted	98	±3	46	25	12	11	6	±10	2.1	±0.3	
Officers	99	±2	44	33	9	8	5	±11	2.0	±0.3	
ANG	99	±1	59	28	7	5	2	±4	1.6	±0.1	
Enlisted	99	±1	59	27	7	5	2	±4	1.6	±0.1	
Officers	99	±1	54	33	8	3	1	±6	1.6	±0.1	
USAFR	99	±1	61	26	7	4	2	±4	1.6	±0.1	
Enlisted	99	±1	61	25	8	4	2	±5	1.6	±0.1	
Officers	99	±1	62	28	4	4	2	±5	1.6	±0.1	
MALES	99	±1	57	25	9	6	3	±2	1.7	±0.1	
Enlisted	99	±1	57	24	10	6	3	±2	1.8	±0.1	
E1 - E4	99	±1	60	22	8	6	3	±3	1.7	±0.1	
E5 - E9	100	±1	53	26	11	6	3	±2	1.8	±0.1	
Officers	99	±1	59	28	8	4	2	±3	1.6	±0.1	
O1 - O3	99	±1	58	26	10	4	2	±5	1.7	±0.1	
O4 - O6	100	±1	60	29	6	4	1	±4	1.6	±0.1	
Reserve Unit	99	±1	58	24	9	6	3	±2	1.7	±0.1	
AGR/FTS/AR	100	±1	52	28	10	7	3	±4	1.8	±0.1	
IMA	99	±1	53	32	7	6	2	±6	1.7	±0.2	
Non-Hispanic White	100	±1	56	26	10	6	3	±2	1.7	±0.1	
Total Minority	99	±1	58	23	9	6	3	±3	1.7	±0.1	
ARNG	99	±1	54	25	11	7	3	±3	1.8	±0.1	
Enlisted	99	±1	54	25	11	7	4	±3	1.8	±0.1	
Officers	100	±1	55	28	10	5	2	±5	1.7	±0.1	
USAR	100	±1	55	25	9	7	4	±3	1.8	±0.1	
Enlisted	100	±1	55	25	10	7	4	±4	1.8	±0.1	
Officers	99	±1	58	28	7	5	2	±5	1.6	±0.1	
USNR	99	±1	56	26	11	5	2	±5	1.7	±0.1	
Enlisted	99	±2	54	25	13	6	2	±6	1.8	±0.2	
Officers	100	±0	61	29	7	2	1	±6	1.5	±0.1	
USMCR	99	±1	51	28	10	8	4	±7	1.9	±0.2	
Enlisted	100	±1	51	27	9	9	4	±7	1.9	±0.2	
Officers	97	±2	51	33	10	5	1	±9	1.7	±0.1	
ANG	100	±1	66	24	7	2	1	±3	1.5	±0.1	
Enlisted	100	±1	66	23	7	2	2	±4	1.5	±0.1	
Officers	99	±2	62	31	5	1	0	±7	1.5	±0.1	
USAFR	99	±1	70	20	6	4	1	±4	1.5	±0.1	
Enlisted	99	±2	69	20	6	4	1	±5	1.5	±0.1	
Officers	100	±1	73	20	4	3	0	±6	1.4	±0.1	
USCGR	100	±1	63	24	9	3	1	±4	1.5	±0.1	
Enlisted	100	±1	64	24	9	2	1	±4	1.5	±0.1	
E1 - E4	99	±1	67	19	11	3	1	±5	1.5	±0.1	
E5 - E9	100	±1	62	26	8	2	1	±6	1.5	±0.1	
Officers	100	±1	57	29	9	4	1	±4	1.6	±0.1	
O1 - O3	99	±1	58	29	8	4	1	±5	1.6	±0.1	
O4 - O6	100	±0	54	31	11	3	1	±6	1.7	±0.2	
Females	100	±1	55	31	9	3	2	±4	1.7	±0.1	
Enlisted	100	±1	56	31	9	2	1	±5	1.6	±0.1	
Officers	100	±0	53	31	8	4	4	±6	1.7	±0.2	
Males	100	±1	64	23	9	3	1	±4	1.5	±0.1	
Enlisted	100	±1	65	22	9	2	1	±5	1.5	±0.1	
Officers	100	±1	58	29	9	4	0	±5	1.6	±0.1	

50. Below is a list of problems that people sometimes have in response to stressful experiences. Please indicate how much you have been bothered by the following in the past month.

p. Being "super alert" or "on guard"?

1. Not at all
4. Quite a bit

2. A little bit
5. Extremely

3. Moderately

	Percent Responding		Percentages					Max ME	Average Amount		
			1	2	3	4	5				
TOTAL DOD	99	±1	59	20	11	6	4	±2	1.8	±0.1	■
ARNG	99	±1	53	22	13	8	4	±2	1.9	±0.1	■
USAR	100	±1	58	20	11	7	5	±3	1.8	±0.1	■
USNR	100	±1	61	19	11	6	3	±4	1.7	±0.1	■
USMCR	99	±2	51	24	13	6	6	±6	1.9	±0.2	■
ANG	100	±1	71	15	8	4	1	±3	1.5	±0.1	■
USAFR	99	±1	74	14	8	4	1	±3	1.4	±0.1	■
Enlisted	99	±1	57	20	12	7	4	±2	1.8	±0.1	■
E1 - E4	99	±1	56	20	13	7	4	±3	1.8	±0.1	■
E1 - E3	99	±1	61	18	13	5	3	±4	1.7	±0.1	■
E4	99	±1	53	21	13	8	5	±3	1.9	±0.1	■
E5 - E9	100	±1	58	20	11	7	4	±2	1.8	±0.1	■
E5 - E7	100	±1	57	20	11	8	4	±2	1.8	±0.1	■
E8 - E9	100	±1	60	21	11	6	2	±4	1.7	±0.1	■
Officers	100	±1	71	18	7	4	1	±2	1.5	±0.1	■
O1 - O3	100	±1	68	18	8	4	2	±4	1.5	±0.1	■
O4 - O6	100	±1	74	16	5	3	1	±3	1.4	±0.1	■
W1 - W5	100	±1	64	22	10	4	1	±6	1.5	±0.1	■
Reserve Unit	99	±1	58	20	11	7	4	±2	1.8	±0.1	■
AGR/FTS/AR	100	±1	63	19	11	5	3	±3	1.7	±0.1	■
IMA	99	±2	71	16	7	4	1	±5	1.5	±0.1	■
Not Activated Past 12 Months	99	±1	60	19	11	6	4	±2	1.7	±0.1	■
Activated Past 12 Months	100	±1	54	22	12	8	4	±3	1.9	±0.1	■
Not Deployed Past 12 Months	99	±1	60	19	11	6	4	±2	1.7	±0.1	■
Deployed Past 12 Months	100	±1	51	25	13	7	4	±4	1.9	±0.1	■
Non-Hispanic White	100	±1	60	20	11	6	3	±2	1.7	±0.1	■
Total Minority	99	±1	57	18	12	7	5	±2	1.8	±0.1	■
Non-Hispanic Black	99	±1	58	17	12	9	5	±4	1.9	±0.1	■
Hispanic	99	±1	55	21	12	6	6	±4	1.9	±0.1	■
FEMALES	100	±1	67	17	9	5	3	±2	1.6	±0.1	■
Enlisted	100	±1	65	17	10	5	3	±2	1.6	±0.1	■
E1 - E4	99	±1	63	17	11	5	3	±3	1.7	±0.1	■
E5 - E9	100	±1	66	17	8	5	3	±2	1.6	±0.1	■
Officers	100	±1	77	14	5	3	1	±3	1.4	±0.1	■
O1 - O3	100	±1	77	14	6	3	1	±4	1.4	±0.1	■
O4 - O6	99	±1	77	14	4	3	1	±4	1.4	±0.1	■
Reserve Unit	100	±1	67	17	9	5	3	±2	1.6	±0.1	■
AGR/FTS/AR	100	±1	63	19	10	4	4	±4	1.7	±0.1	■
IMA	99	±2	77	12	7	3	0	±6	1.4	±0.1	■
Non-Hispanic White	100	±1	68	17	8	4	2	±2	1.6	±0.1	■
Total Minority	99	±1	65	16	10	5	3	±3	1.7	±0.1	■
ARNG	100	±1	61	19	11	5	3	±3	1.7	±0.1	■
Enlisted	100	±1	60	19	12	5	4	±3	1.7	±0.1	■
Officers	99	±2	72	17	5	4	2	±6	1.5	±0.2	■
USAR	100	±1	66	16	9	6	4	±3	1.7	±0.1	■
Enlisted	99	±1	63	17	10	6	4	±3	1.7	±0.1	■
Officers	100	±1	78	13	5	3	0	±5	1.4	±0.1	■

Note. Percent responding are Reserve members who answered the question.

2012 Workplace and Gender Relations Survey of Reserve Component Members

50p. Continued	Percent Responding		Percentages					Max ME	Average Amount		
			1	2	3	4	5				
USNR	99	±2	69	16	7	6	2	±5	1.6	±0.1	■
Enlisted	99	±2	68	15	7	7	3	±6	1.6	±0.2	■
Officers	99	±1	73	18	4	3	2	±6	1.4	±0.1	■
USMCR	100	±1	56	19	15	5	6	±9	1.9	±0.2	■
Enlisted	100	±0	54	19	15	5	7	±10	1.9	±0.3	■
Officers	97	±4	70	17	12	0	0	±11	1.4	±0.2	■
ANG	100	±1	75	16	5	3	1	±3	1.4	±0.1	■
Enlisted	100	±1	74	17	5	3	1	±4	1.4	±0.1	■
Officers	100	±0	81	12	4	2	1	±5	1.3	±0.1	■
USAFR	99	±1	75	12	8	3	1	±4	1.4	±0.1	■
Enlisted	99	±1	74	13	10	3	1	±4	1.5	±0.1	■
Officers	99	±1	82	11	4	2	1	±5	1.3	±0.1	■
MALES	99	±1	57	20	12	7	4	±2	1.8	±0.1	■
Enlisted	99	±1	55	21	13	7	4	±2	1.9	±0.1	■
E1 - E4	99	±1	54	21	13	7	5	±3	1.9	±0.1	■
E5 - E9	100	±1	56	20	12	8	4	±2	1.8	±0.1	■
Officers	100	±1	69	19	7	4	2	±3	1.5	±0.1	■
O1 - O3	100	±1	66	19	8	4	2	±4	1.6	±0.1	■
O4 - O6	100	±1	73	17	6	3	1	±4	1.4	±0.1	■
Reserve Unit	99	±1	57	21	12	7	4	±2	1.8	±0.1	■
AGR/FTS/AR	99	±1	62	19	11	6	2	±4	1.7	±0.1	■
IMA	99	±2	69	17	7	5	2	±6	1.5	±0.2	■
Non-Hispanic White	100	±1	58	21	12	6	3	±2	1.8	±0.1	■
Total Minority	99	±1	55	19	12	8	6	±3	1.9	±0.1	■
ARNG	99	±1	52	22	13	8	4	±3	1.9	±0.1	■
Enlisted	99	±1	50	22	14	9	5	±3	2.0	±0.1	■
Officers	100	±1	62	22	10	5	2	±5	1.6	±0.1	■
USAR	100	±1	56	21	11	7	5	±3	1.9	±0.1	■
Enlisted	100	±1	53	21	12	8	6	±4	1.9	±0.1	■
Officers	100	±1	69	18	7	4	2	±5	1.5	±0.1	■
USNR	100	±1	59	20	12	6	3	±5	1.7	±0.1	■
Enlisted	99	±1	56	20	14	7	4	±6	1.8	±0.2	■
Officers	100	±0	70	20	5	3	2	±6	1.4	±0.1	■
USMCR	99	±2	50	25	13	6	6	±7	1.9	±0.2	■
Enlisted	99	±2	49	25	14	6	6	±7	2.0	±0.2	■
Officers	98	±2	66	21	8	4	1	±8	1.5	±0.2	■
ANG	100	±1	71	15	9	4	2	±3	1.5	±0.1	■
Enlisted	100	±1	69	15	9	5	2	±4	1.5	±0.1	■
Officers	100	±1	81	13	5	0	0	±6	1.3	±0.1	■
USAFR	99	±1	73	14	7	4	1	±4	1.4	±0.1	■
Enlisted	99	±2	71	15	8	4	1	±5	1.5	±0.1	■
Officers	100	±1	81	12	3	3	0	±6	1.3	±0.1	■
USCGR	100	±1	69	18	9	3	1	±4	1.5	±0.1	■
Enlisted	100	±1	69	17	10	3	1	±4	1.5	±0.1	■
E1 - E4	100	±1	68	18	10	2	1	±5	1.5	±0.1	■
E5 - E9	100	±1	69	16	9	4	1	±6	1.5	±0.2	■
Officers	100	±1	70	20	6	3	1	±4	1.4	±0.1	■
O1 - O3	100	±1	71	18	6	4	1	±5	1.5	±0.1	■
O4 - O6	100	±0	73	18	7	2	0	±6	1.4	±0.1	■
Females	100	±1	74	17	6	2	1	±4	1.4	±0.1	■
Enlisted	100	±1	73	18	6	2	1	±5	1.4	±0.1	■
Officers	100	±0	75	15	7	3	1	±6	1.4	±0.1	■
Males	100	±1	68	18	10	3	1	±4	1.5	±0.1	■
Enlisted	100	±1	68	17	10	3	1	±5	1.5	±0.1	■
Officers	100	±1	69	21	6	3	1	±4	1.4	±0.1	■

50. Below is a list of problems that people sometimes have in response to stressful experiences. Please indicate how much you have been bothered by the following in the past month.

q. Feeling jumpy or easily startled?

1. Not at all
4. Quite a bit

2. A little bit
5. Extremely

3. Moderately

	Percent Responding		Percentages					Max ME	Average Amount		
			1	2	3	4	5				
TOTAL DOD	99	±1	72	16	7	3	2	±2	1.5	±0.1	■
ARNG	99	±1	66	18	9	4	3	±2	1.6	±0.1	■
USAR	100	±1	71	16	7	4	3	±3	1.5	±0.1	■
USNR	99	±1	73	14	8	3	2	±4	1.5	±0.1	■
USMCR	99	±2	66	17	10	3	3	±6	1.6	±0.2	■
ANG	99	±1	84	10	4	2	1	±2	1.3	±0.1	■
USAFR	99	±1	84	11	4	1	1	±3	1.2	±0.1	■
Enlisted	99	±1	70	16	8	4	2	±2	1.5	±0.1	■
E1 – E4	99	±1	72	15	8	3	3	±2	1.5	±0.1	■
E1 – E3	99	±1	77	15	6	1	1	±4	1.4	±0.1	■
E4	99	±1	68	15	9	4	4	±3	1.6	±0.1	■
E5 – E9	99	±1	69	17	8	4	2	±2	1.5	±0.1	■
E5 – E7	100	±1	68	17	8	5	2	±2	1.6	±0.1	■
E8 – E9	99	±1	73	15	8	3	1	±4	1.4	±0.1	■
Officers	99	±1	79	13	5	2	1	±2	1.3	±0.1	■
O1 – O3	99	±1	77	14	6	2	1	±3	1.4	±0.1	■
O4 – O6	99	±1	81	12	4	2	1	±3	1.3	±0.1	■
W1 – W5	99	±1	76	15	6	2	1	±5	1.4	±0.1	■
Reserve Unit	99	±1	71	16	7	3	2	±2	1.5	±0.1	■
AGR/FTS/AR	99	±1	73	15	7	4	1	±3	1.5	±0.1	■
IMA	99	±1	77	15	4	3	1	±5	1.4	±0.1	■
Not Activated Past 12 Months	99	±1	73	15	7	3	2	±2	1.5	±0.1	■
Activated Past 12 Months	100	±1	68	16	9	5	3	±3	1.6	±0.1	■
Not Deployed Past 12 Months	99	±1	73	15	7	3	2	±2	1.5	±0.1	■
Deployed Past 12 Months	100	±1	63	20	9	5	4	±4	1.7	±0.1	■
Non-Hispanic White	99	±1	72	16	7	3	2	±2	1.5	±0.1	■
Total Minority	99	±1	71	15	8	4	3	±2	1.5	±0.1	■
Non-Hispanic Black	99	±1	73	13	8	3	3	±3	1.5	±0.1	■
Hispanic	99	±1	71	16	8	3	3	±3	1.5	±0.1	■
FEMALES	99	±1	73	14	6	3	3	±2	1.5	±0.1	■
Enlisted	99	±1	72	15	7	4	3	±2	1.5	±0.1	■
E1 – E4	99	±1	72	14	8	3	3	±3	1.5	±0.1	■
E5 – E9	99	±1	72	15	6	4	3	±2	1.5	±0.1	■
Officers	99	±1	79	14	4	2	1	±3	1.3	±0.1	■
O1 – O3	99	±1	79	15	3	2	1	±4	1.3	±0.1	■
O4 – O6	99	±1	81	11	4	3	1	±4	1.3	±0.1	■
Reserve Unit	99	±1	73	15	6	3	3	±2	1.5	±0.1	■
AGR/FTS/AR	99	±1	72	15	7	4	3	±4	1.5	±0.1	■
IMA	98	±2	82	10	6	3	0	±5	1.3	±0.1	■
Non-Hispanic White	100	±1	73	15	6	3	3	±2	1.5	±0.1	■
Total Minority	99	±1	73	14	7	3	3	±2	1.5	±0.1	■
ARNG	100	±1	69	16	7	4	3	±3	1.6	±0.1	■
Enlisted	100	±1	69	16	8	4	4	±3	1.6	±0.1	■
Officers	98	±2	72	20	5	3	1	±6	1.4	±0.1	■
USAR	99	±1	70	16	7	4	4	±3	1.6	±0.1	■
Enlisted	99	±1	67	16	8	4	4	±3	1.6	±0.1	■
Officers	99	±1	80	13	4	3	1	±5	1.3	±0.1	■

Note. Percent responding are Reserve members who answered the question.

2012 Workplace and Gender Relations Survey of Reserve Component Members

50q. Continued	Percent Responding		Percentages					Max ME	Average Amount		
			1	2	3	4	5				
USNR	100	±1	75	14	6	3	2	±5	1.4	±0.1	█
Enlisted	100	±1	75	14	6	4	2	±6	1.4	±0.1	█
Officers	99	±2	76	16	4	2	1	±6	1.4	±0.1	█
USMCR	100	±1	67	16	10	4	3	±8	1.6	±0.2	█
Enlisted	100	±0	66	17	10	4	4	±10	1.6	±0.3	█
Officers	97	±4	75	14	11	0	0	±11	1.4	±0.2	█
ANG	99	±1	82	11	4	3	1	±3	1.3	±0.1	█
Enlisted	99	±1	82	11	4	3	1	±3	1.3	±0.1	█
Officers	100	±1	84	9	3	3	1	±5	1.3	±0.1	█
USAFR	99	±1	82	11	5	1	1	±3	1.3	±0.1	█
Enlisted	99	±1	80	12	5	1	1	±4	1.3	±0.1	█
Officers	98	±2	88	8	2	1	1	±4	1.2	±0.1	█
MALES	99	±1	71	16	7	4	2	±2	1.5	±0.1	█
Enlisted	99	±1	70	16	8	4	2	±2	1.5	±0.1	█
E1 – E4	99	±1	72	15	7	3	3	±3	1.5	±0.1	█
E5 – E9	99	±1	68	17	8	5	2	±2	1.6	±0.1	█
Officers	99	±1	79	13	6	2	1	±3	1.3	±0.1	█
O1 – O3	100	±1	77	14	6	2	1	±4	1.4	±0.1	█
O4 – O6	99	±1	81	12	4	2	1	±3	1.3	±0.1	█
Reserve Unit	99	±1	71	16	7	3	2	±2	1.5	±0.1	█
AGR/FTS/AR	99	±1	73	15	8	4	1	±4	1.5	±0.1	█
IMA	99	±1	76	17	3	3	1	±6	1.4	±0.1	█
Non-Hispanic White	99	±1	71	16	7	3	2	±2	1.5	±0.1	█
Total Minority	99	±1	71	15	8	4	3	±3	1.5	±0.1	█
ARNG	99	±1	66	18	9	4	3	±3	1.6	±0.1	█
Enlisted	99	±1	64	19	9	5	3	±3	1.6	±0.1	█
Officers	99	±1	73	16	8	2	1	±5	1.4	±0.1	█
USAR	100	±1	71	16	7	4	3	±3	1.5	±0.1	█
Enlisted	100	±1	70	16	7	4	3	±4	1.5	±0.1	█
Officers	100	±1	77	13	6	2	2	±5	1.4	±0.1	█
USNR	99	±2	73	14	8	3	2	±5	1.5	±0.1	█
Enlisted	98	±2	70	14	10	4	2	±6	1.5	±0.2	█
Officers	100	±0	81	15	3	1	0	±5	1.2	±0.1	█
USMCR	99	±2	66	17	10	3	3	±6	1.6	±0.2	█
Enlisted	99	±2	65	18	10	4	3	±7	1.6	±0.2	█
Officers	98	±2	76	13	7	2	1	±6	1.4	±0.1	█
ANG	99	±1	84	10	3	2	1	±3	1.2	±0.1	█
Enlisted	99	±1	84	10	4	2	1	±3	1.3	±0.1	█
Officers	99	±2	90	7	2	1	0	±5	1.1	±0.1	█
USAFR	99	±1	84	10	4	1	0	±4	1.2	±0.1	█
Enlisted	99	±2	82	11	5	1	0	±4	1.3	±0.1	█
Officers	99	±2	92	6	1	1	0	±4	1.1	±0.1	█
USCGR	100	±1	82	12	5	1	0	±3	1.3	±0.1	█
Enlisted	100	±1	82	12	5	1	0	±4	1.3	±0.1	█
E1 – E4	99	±1	82	11	6	1	0	±5	1.3	±0.1	█
E5 – E9	100	±1	82	13	5	0	0	±5	1.2	±0.1	█
Officers	100	±1	82	13	4	1	0	±3	1.3	±0.1	█
O1 – O3	100	±1	81	13	4	1	1	±4	1.3	±0.1	█
O4 – O6	99	±2	83	11	5	1	0	±6	1.3	±0.1	█
Females	100	±1	81	13	4	1	0	±4	1.3	±0.1	█
Enlisted	100	±1	81	13	3	2	0	±4	1.3	±0.1	█
Officers	100	±0	80	13	5	1	1	±6	1.3	±0.1	█
Males	100	±1	82	12	5	0	0	±4	1.3	±0.1	█
Enlisted	100	±1	82	12	6	0	0	±4	1.3	±0.1	█
Officers	99	±1	82	12	4	1	0	±4	1.2	±0.1	█

50. Post-Traumatic Stress Disorder (PTSD) score: Constructed from Q50. PTSD is a type of trauma and stress-related disorder that can be triggered by experiencing or witnessing a traumatic event that causes fear, helplessness, or horror and is characterized by persistent frightening thoughts and memories, emotional detachment or numbness, sleep problems, and a tendency to be easily startled.

	Percent Responding		Mean	Max ME	PTSD Score
TOTAL DOD	90	±1	26.3	±0.4	■
ARNG	90	±2	27.6	±0.6	■
USAR	90	±2	27.0	±0.7	■
USNR	88	±3	26.1	±0.9	■
USMCR	88	±4	28.5	±1.8	■
ANG	90	±2	22.8	±0.5	■
USAFR	89	±2	22.4	±0.6	■
Enlisted	90	±1	26.7	±0.4	■
E1 – E4	91	±2	26.5	±0.6	■
E1 – E3	91	±2	24.8	±0.9	■
E4	90	±2	27.5	±0.8	■
E5 – E9	89	±1	27.0	±0.5	■
E5 – E7	89	±2	27.2	±0.5	■
E8 – E9	88	±3	25.6	±0.9	■
Officers	90	±2	24.2	±0.5	■
O1 – O3	90	±2	24.6	±0.8	■
O4 – O6	91	±2	23.9	±0.7	■
W1 – W5	92	±3	24.2	±1.0	■
Reserve Unit	90	±1	26.3	±0.4	■
AGR/FTS/AR	91	±2	26.7	±0.7	■
IMA	88	±3	25.3	±1.2	■
Not Activated Past 12 Months	90	±1	26.1	±0.4	■
Activated Past 12 Months	91	±2	27.3	±0.7	■
Not Deployed Past 12 Months	90	±1	26.0	±0.4	■
Deployed Past 12 Months	91	±2	28.2	±0.9	■
Non-Hispanic White	91	±1	26.1	±0.4	■
Total Minority	88	±2	26.9	±0.6	■
Non-Hispanic Black	87	±2	26.6	±0.9	■
Hispanic	88	±2	26.6	±1.0	■
FEMALES	90	±1	26.6	±0.4	■
Enlisted	90	±1	27.0	±0.5	■
E1 – E4	90	±2	27.0	±0.7	■
E5 – E9	89	±2	27.0	±0.6	■
Officers	89	±2	24.4	±0.6	■
O1 – O3	90	±4	24.1	±0.8	■
O4 – O6	88	±3	24.7	±0.9	■
Reserve Unit	90	±1	26.5	±0.5	■
AGR/FTS/AR	90	±3	28.1	±1.1	■
IMA	87	±4	23.7	±1.2	■
Non-Hispanic White	91	±2	26.5	±0.5	■
Total Minority	88	±2	26.7	±0.7	■
ARNG	90	±2	27.8	±0.8	■
Enlisted	90	±2	28.1	±0.9	■
Officers	89	±4	25.2	±1.3	■
USAR	90	±2	27.5	±0.8	■
Enlisted	90	±2	28.1	±1.0	■
Officers	88	±5	24.8	±1.1	■

Note. Percent responding are Reserve members who answered the question. The scale ranges from 17 to 85. A score of 50 or higher on the PTSD Checklist is considered indicative of probable PTSD diagnosis. The overall Cronbach's coefficient alpha = 0.96 (males = 0.96 and females = 0.96).

50. Continued	Percent Responding		Mean	Max ME	PTSD Score
USNR	89	±4	26.8	±1.2	■
Enlisted	89	±4	27.2	±1.5	■
Officers	92	±3	25.1	±1.3	■
USMCR	93	±4	29.1	±2.7	■
Enlisted	93	±5	29.6	±3.2	■
Officers	91	±6	26.3	±2.5	■
ANG	91	±2	23.7	±0.7	■
Enlisted	91	±2	23.8	±0.8	■
Officers	91	±3	23.2	±1.0	■
USAFR	88	±3	23.7	±0.8	■
Enlisted	88	±3	24.0	±1.0	■
Officers	88	±4	22.6	±1.1	■
MALES	90	±1	26.3	±0.4	■
Enlisted	90	±1	26.7	±0.5	■
E1 - E4	91	±2	26.3	±0.8	■
E5 - E9	89	±2	27.0	±0.6	■
Officers	91	±2	24.2	±0.6	■
O1 - O3	90	±3	24.8	±1.0	■
O4 - O6	91	±2	23.7	±0.8	■
Reserve Unit	90	±1	26.3	±0.5	■
AGR/FTS/AR	91	±2	26.3	±0.9	■
IMA	88	±4	25.8	±1.5	■
Non-Hispanic White	91	±1	26.0	±0.5	■
Total Minority	88	±2	26.9	±0.8	■
ARNG	90	±2	27.6	±0.7	■
Enlisted	90	±2	27.9	±0.7	■
Officers	92	±3	25.9	±1.1	■
USAR	91	±2	26.9	±0.9	■
Enlisted	91	±2	27.4	±1.0	■
Officers	89	±3	24.5	±1.1	■
USNR	88	±3	25.9	±1.1	■
Enlisted	87	±4	26.8	±1.4	■
Officers	89	±4	23.0	±1.1	■
USMCR	88	±5	28.4	±1.8	■
Enlisted	88	±5	28.9	±2.0	■
Officers	89	±4	24.8	±1.3	■
ANG	90	±2	22.6	±0.6	■
Enlisted	90	±3	22.8	±0.7	■
Officers	94	±3	21.4	±0.9	■
USAFR	89	±3	22.0	±0.7	■
Enlisted	90	±3	22.2	±0.9	■
Officers	87	±5	21.2	±0.9	■
USCGR	89	±3	23.0	±0.7	■
Enlisted	89	±3	23.0	±0.8	■
E1 - E4	89	±4	23.4	±1.1	■
E5 - E9	89	±4	22.8	±1.1	■
Officers	89	±3	23.1	±0.7	■
O1 - O3	90	±3	23.6	±1.0	■
O4 - O6	87	±5	23.1	±1.0	■
Females	91	±3	24.2	±0.8	■
Enlisted	91	±3	24.0	±0.9	■
Officers	90	±4	24.9	±1.5	■
Males	89	±3	22.8	±0.8	■
Enlisted	89	±3	22.8	±0.9	■
Officers	88	±3	22.6	±0.7	■

51. Over the past month, have you been bothered by the following problems?

a. Little interest or pleasure in doing things

1. Not at all

2. Several days

3. More than half the days

4. Nearly every day

	Percent Responding		Percentages				Max ME	Average Frequency		
			1	2	3	4				
TOTAL DOD	100	±1	73	20	5	2	±2	1.4	±0.1	
ARNG	99	±1	70	21	6	3	±2	1.4	±0.1	
USAR	100	±1	71	21	5	3	±3	1.4	±0.1	
USNR	100	±1	73	21	4	2	±4	1.3	±0.1	
USMCR	100	±1	68	24	5	4	±6	1.4	±0.1	
ANG	100	±1	82	15	2	1	±3	1.2	±0.1	
USAFR	99	±1	82	13	3	1	±3	1.2	±0.1	
Enlisted	100	±1	72	20	5	3	±2	1.4	±0.1	
E1 – E4	100	±1	73	20	4	3	±2	1.4	±0.1	
E1 – E3	99	±1	77	18	2	3	±4	1.3	±0.1	
E4	100	±1	70	21	6	3	±3	1.4	±0.1	
E5 – E9	99	±1	71	21	6	3	±2	1.4	±0.1	
E5 – E7	100	±1	71	20	6	3	±2	1.4	±0.1	
E8 – E9	98	±1	74	21	4	1	±4	1.3	±0.1	
Officers	99	±1	79	16	3	1	±2	1.3	±0.1	
O1 – O3	100	±1	79	17	3	1	±3	1.3	±0.1	
O4 – O6	99	±1	81	15	4	1	±3	1.3	±0.1	
W1 – W5	99	±2	78	18	2	2	±5	1.3	±0.1	
Reserve Unit	100	±1	73	20	5	2	±2	1.4	±0.1	
AGR/FTS/AR	99	±1	72	20	5	2	±3	1.4	±0.1	
IMA	99	±1	75	20	3	2	±5	1.3	±0.1	
Not Activated Past 12 Months	99	±1	73	20	5	2	±2	1.4	±0.1	
Activated Past 12 Months	100	±1	72	19	5	3	±3	1.4	±0.1	
Not Deployed Past 12 Months	99	±1	74	19	5	2	±2	1.4	±0.1	
Deployed Past 12 Months	100	±1	68	23	5	3	±4	1.4	±0.1	
Non-Hispanic White	100	±1	74	19	5	2	±2	1.4	±0.1	
Total Minority	99	±1	72	20	5	3	±2	1.4	±0.1	
Non-Hispanic Black	99	±1	73	19	5	2	±3	1.4	±0.1	
Hispanic	99	±1	72	20	5	3	±3	1.4	±0.1	
FEMALES	99	±1	74	19	4	3	±2	1.4	±0.1	
Enlisted	99	±1	73	19	5	3	±2	1.4	±0.1	
E1 – E4	99	±1	73	19	5	3	±3	1.4	±0.1	
E5 – E9	99	±1	73	19	5	3	±2	1.4	±0.1	
Officers	99	±1	79	17	2	1	±3	1.3	±0.1	
O1 – O3	100	±1	80	17	2	1	±4	1.2	±0.1	
O4 – O6	99	±1	78	17	3	2	±4	1.3	±0.1	
Reserve Unit	99	±1	74	19	4	3	±2	1.3	±0.1	
AGR/FTS/AR	99	±1	71	20	6	3	±4	1.4	±0.1	
IMA	99	±2	80	16	3	1	±5	1.2	±0.1	
Non-Hispanic White	100	±1	75	19	4	2	±2	1.3	±0.1	
Total Minority	99	±1	73	19	5	3	±2	1.4	±0.1	
ARNG	99	±1	71	20	5	3	±3	1.4	±0.1	
Enlisted	99	±1	71	21	6	3	±3	1.4	±0.1	
Officers	99	±2	78	18	2	2	±6	1.3	±0.1	
USAR	99	±1	73	20	4	3	±3	1.4	±0.1	
Enlisted	99	±1	72	20	5	4	±3	1.4	±0.1	
Officers	100	±1	79	17	3	1	±5	1.3	±0.1	

Note. Percent responding are Reserve members who answered the question.

2012 Workplace and Gender Relations Survey of Reserve Component Members

51a. Continued	Percent Responding		Percentages				Max ME	Average Frequency		
			1	2	3	4				
USNR	100	±1	71	23	3	2	±5	1.4	±0.1	■
Enlisted	100	±1	70	24	3	3	±6	1.4	±0.1	■
Officers	100	±0	76	20	3	1	±6	1.3	±0.1	■
USMCR	98	±3	73	17	6	4	±8	1.4	±0.2	■
Enlisted	98	±3	72	16	7	4	±9	1.4	±0.2	■
Officers	97	±4	74	22	3	1	±11	1.3	±0.2	■
ANG	100	±1	81	15	3	1	±3	1.2	±0.1	■
Enlisted	100	±1	81	15	3	1	±3	1.2	±0.1	■
Officers	100	±0	82	15	2	1	±5	1.2	±0.1	■
USAFR	99	±1	80	14	4	2	±4	1.3	±0.1	■
Enlisted	99	±1	80	14	4	2	±4	1.3	±0.1	■
Officers	99	±1	82	14	2	2	±5	1.2	±0.1	■
MALES	100	±1	73	20	5	2	±2	1.4	±0.1	■
Enlisted	100	±1	72	20	5	3	±2	1.4	±0.1	■
E1 - E4	100	±1	73	20	4	3	±3	1.4	±0.1	■
E5 - E9	100	±1	71	21	6	3	±2	1.4	±0.1	■
Officers	99	±1	80	16	4	1	±3	1.3	±0.1	■
O1 - O3	100	±1	78	17	4	1	±4	1.3	±0.1	■
O4 - O6	99	±1	81	14	4	1	±3	1.2	±0.1	■
Reserve Unit	100	±1	73	20	5	2	±2	1.4	±0.1	■
AGR/FTS/AR	99	±1	72	20	5	2	±4	1.4	±0.1	■
IMA	100	±1	73	21	3	2	±6	1.3	±0.1	■
Non-Hispanic White	100	±1	74	19	5	2	±2	1.4	±0.1	■
Total Minority	100	±1	72	20	5	3	±3	1.4	±0.1	■
ARNG	99	±1	70	21	6	3	±3	1.4	±0.1	■
Enlisted	99	±1	69	22	6	3	±3	1.4	±0.1	■
Officers	99	±1	76	18	5	1	±4	1.3	±0.1	■
USAR	100	±1	71	21	5	3	±3	1.4	±0.1	■
Enlisted	100	±1	69	22	6	3	±4	1.4	±0.1	■
Officers	99	±1	80	15	3	2	±5	1.3	±0.1	■
USNR	100	±1	74	20	4	2	±4	1.3	±0.1	■
Enlisted	99	±1	73	21	4	2	±5	1.4	±0.1	■
Officers	100	±0	77	19	3	0	±6	1.3	±0.1	■
USMCR	100	±1	68	24	5	4	±6	1.4	±0.1	■
Enlisted	100	±0	67	24	5	4	±7	1.5	±0.2	■
Officers	99	±1	75	21	3	1	±8	1.3	±0.1	■
ANG	100	±1	82	15	2	1	±3	1.2	±0.1	■
Enlisted	100	±1	81	16	2	1	±3	1.2	±0.1	■
Officers	100	±0	89	9	2	0	±5	1.1	±0.1	■
USAFR	99	±1	83	13	3	1	±4	1.2	±0.1	■
Enlisted	99	±1	82	13	3	2	±4	1.2	±0.1	■
Officers	99	±1	85	13	2	0	±5	1.2	±0.1	■
USCGR	100	±1	84	14	2	1	±3	1.2	±0.1	■
Enlisted	100	±1	84	14	2	0	±4	1.2	±0.1	■
E1 - E4	100	±1	83	15	2	0	±5	1.2	±0.1	■
E5 - E9	100	±1	85	13	2	0	±5	1.2	±0.1	■
Officers	100	±1	82	14	2	1	±3	1.2	±0.1	■
O1 - O3	100	±0	82	14	2	2	±4	1.2	±0.1	■
O4 - O6	99	±2	82	14	3	1	±6	1.2	±0.1	■
Females	100	±1	86	13	1	1	±3	1.2	±0.1	■
Enlisted	99	±1	87	12	1	0	±4	1.1	±0.1	■
Officers	100	±0	81	14	2	2	±5	1.3	±0.1	■
Males	100	±1	83	14	2	0	±4	1.2	±0.1	■
Enlisted	100	±1	83	14	2	0	±4	1.2	±0.1	■
Officers	100	±1	83	14	3	1	±4	1.2	±0.1	■

51. Over the past month, have you been bothered by the following problems?

b. Feeling down, depressed, or hopeless

1. Not at all

2. Several days

3. More than half the days

4. Nearly every day

	Percent Responding		Percentages				Max ME	Average Frequency		
			1	2	3	4				
TOTAL DOD	99	±1	75	18	4	2	±1	1.3	±0.1	
ARNG	99	±1	73	20	5	3	±2	1.4	±0.1	
USAR	99	±1	74	19	4	3	±3	1.4	±0.1	
USNR	98	±2	76	19	4	2	±4	1.3	±0.1	
USMCR	100	±1	70	22	5	3	±6	1.4	±0.1	
ANG	99	±1	83	15	2	1	±2	1.2	±0.1	
USAFR	99	±1	85	12	2	1	±3	1.2	±0.1	
Enlisted	99	±1	74	19	4	2	±2	1.3	±0.1	
E1 – E4	99	±1	74	19	4	3	±2	1.4	±0.1	
E1 – E3	99	±1	77	17	3	2	±4	1.3	±0.1	
E4	99	±1	72	20	4	4	±3	1.4	±0.1	
E5 – E9	99	±1	75	19	5	2	±2	1.3	±0.1	
E5 – E7	99	±1	74	19	5	2	±2	1.4	±0.1	
E8 – E9	97	±2	80	17	2	1	±3	1.2	±0.1	
Officers	99	±1	81	16	2	1	±2	1.2	±0.1	
O1 – O3	99	±1	80	16	3	1	±3	1.2	±0.1	
O4 – O6	99	±1	81	16	2	1	±3	1.2	±0.1	
W1 – W5	99	±1	80	17	2	0	±5	1.2	±0.1	
Reserve Unit	99	±1	75	18	4	2	±2	1.3	±0.1	
AGR/FTS/AR	99	±1	75	19	4	2	±3	1.3	±0.1	
IMA	99	±2	78	19	3	1	±5	1.3	±0.1	
Not Activated Past 12 Months	99	±1	76	18	4	2	±2	1.3	±0.1	
Activated Past 12 Months	99	±1	74	19	5	2	±3	1.4	±0.1	
Not Deployed Past 12 Months	99	±1	76	18	4	2	±2	1.3	±0.1	
Deployed Past 12 Months	99	±1	73	20	4	3	±3	1.4	±0.1	
Non-Hispanic White	99	±1	76	19	4	2	±2	1.3	±0.1	
Total Minority	99	±1	75	18	5	2	±2	1.3	±0.1	
Non-Hispanic Black	98	±1	76	18	5	2	±3	1.3	±0.1	
Hispanic	99	±1	74	18	5	3	±3	1.4	±0.1	
FEMALES	99	±1	73	21	4	2	±2	1.4	±0.1	
Enlisted	99	±1	72	21	5	3	±2	1.4	±0.1	
E1 – E4	99	±1	71	21	5	3	±3	1.4	±0.1	
E5 – E9	99	±1	73	21	4	2	±2	1.4	±0.1	
Officers	99	±1	76	20	2	1	±3	1.3	±0.1	
O1 – O3	99	±1	78	19	2	1	±4	1.3	±0.1	
O4 – O6	99	±1	75	21	3	1	±4	1.3	±0.1	
Reserve Unit	99	±1	72	21	4	2	±2	1.4	±0.1	
AGR/FTS/AR	99	±1	72	22	4	2	±4	1.4	±0.1	
IMA	99	±2	80	16	3	1	±5	1.2	±0.1	
Non-Hispanic White	99	±1	72	22	4	2	±2	1.4	±0.1	
Total Minority	98	±1	73	20	5	2	±3	1.4	±0.1	
ARNG	99	±1	70	22	5	3	±3	1.4	±0.1	
Enlisted	99	±1	70	23	5	3	±3	1.4	±0.1	
Officers	97	±3	76	21	2	1	±6	1.3	±0.1	
USAR	99	±1	71	21	5	3	±3	1.4	±0.1	
Enlisted	99	±1	70	21	6	3	±3	1.4	±0.1	
Officers	99	±1	76	21	3	1	±5	1.3	±0.1	

Note. Percent responding are Reserve members who answered the question.

2012 Workplace and Gender Relations Survey of Reserve Component Members

51b. Continued	Percent Responding		Percentages				Max ME	Average Frequency		
			1	2	3	4				
USNR	98	±2	68	26	3	2	±5	1.4	±0.1	■
Enlisted	97	±3	67	27	3	3	±6	1.4	±0.1	■
Officers	100	±1	71	25	3	1	±6	1.3	±0.1	■
USMCR	98	±2	65	25	5	5	±9	1.5	±0.2	■
Enlisted	99	±3	63	26	6	5	±10	1.5	±0.2	■
Officers	96	±5	72	24	3	1	±11	1.3	±0.2	■
ANG	99	±1	78	19	2	1	±3	1.3	±0.1	■
Enlisted	99	±1	78	18	2	1	±4	1.3	±0.1	■
Officers	99	±1	79	19	1	1	±5	1.2	±0.1	■
USAFR	100	±1	82	14	3	1	±3	1.2	±0.1	■
Enlisted	100	±1	82	14	3	1	±4	1.2	±0.1	■
Officers	99	±1	82	14	2	2	±5	1.2	±0.1	■
MALES	99	±1	76	18	4	2	±2	1.3	±0.1	■
Enlisted	99	±1	75	18	4	2	±2	1.3	±0.1	■
E1 - E4	100	±1	75	18	4	3	±3	1.4	±0.1	■
E5 - E9	98	±1	75	18	5	2	±2	1.3	±0.1	■
Officers	99	±1	81	15	2	1	±2	1.2	±0.1	■
O1 - O3	99	±1	81	15	3	1	±4	1.2	±0.1	■
O4 - O6	99	±1	82	15	2	1	±3	1.2	±0.1	■
Reserve Unit	99	±1	76	18	4	2	±2	1.3	±0.1	■
AGR/FTS/AR	98	±1	76	18	4	2	±3	1.3	±0.1	■
IMA	99	±2	77	19	3	1	±6	1.3	±0.1	■
Non-Hispanic White	99	±1	76	18	4	2	±2	1.3	±0.1	■
Total Minority	99	±1	75	18	5	2	±3	1.3	±0.1	■
ARNG	99	±1	73	19	5	3	±2	1.4	±0.1	■
Enlisted	99	±1	72	20	5	3	±3	1.4	±0.1	■
Officers	99	±1	78	18	3	1	±4	1.3	±0.1	■
USAR	99	±1	74	19	4	3	±3	1.3	±0.1	■
Enlisted	100	±1	73	20	4	3	±4	1.4	±0.1	■
Officers	99	±1	81	14	4	1	±4	1.2	±0.1	■
USNR	98	±2	78	17	4	2	±4	1.3	±0.1	■
Enlisted	97	±2	77	17	4	2	±5	1.3	±0.1	■
Officers	99	±1	82	15	2	1	±5	1.2	±0.1	■
USMCR	100	±1	70	22	5	3	±6	1.4	±0.1	■
Enlisted	100	±1	69	22	5	3	±7	1.4	±0.1	■
Officers	99	±1	75	20	3	1	±8	1.3	±0.1	■
ANG	98	±1	84	14	2	1	±3	1.2	±0.1	■
Enlisted	98	±1	84	14	2	1	±3	1.2	±0.1	■
Officers	99	±2	86	14	1	0	±5	1.2	±0.1	■
USAFR	98	±2	86	11	2	1	±4	1.2	±0.1	■
Enlisted	98	±2	85	12	2	1	±4	1.2	±0.1	■
Officers	99	±2	90	9	1	0	±5	1.1	±0.1	■
USCGR	99	±1	81	17	2	0	±3	1.2	±0.1	■
Enlisted	99	±1	82	16	2	0	±4	1.2	±0.1	■
E1 - E4	99	±1	82	15	2	0	±5	1.2	±0.1	■
E5 - E9	99	±2	81	17	1	0	±5	1.2	±0.1	■
Officers	99	±1	80	18	2	1	±3	1.2	±0.1	■
O1 - O3	99	±1	82	15	3	1	±4	1.2	±0.1	■
O4 - O6	100	±0	77	22	0	0	±6	1.2	±0.1	■
Females	99	±1	76	22	2	1	±4	1.3	±0.1	■
Enlisted	99	±1	75	24	1	0	±5	1.3	±0.1	■
Officers	98	±2	80	16	2	1	±6	1.2	±0.1	■
Males	99	±1	83	16	2	0	±4	1.2	±0.1	■
Enlisted	99	±1	83	15	2	0	±4	1.2	±0.1	■
Officers	100	±1	80	18	1	1	±4	1.2	±0.1	■

51. Over the past month, have you been bothered by the following problems?

c. Trouble falling or staying asleep, or sleeping too much

1. Not at all

2. Several days

3. More than half the days

4. Nearly every day

	Percent Responding		Percentages				Max ME	Average Frequency		
			1	2	3	4				
TOTAL DOD	99	±1	59	26	9	6	±2	1.6	±0.1	■
ARNG	99	±1	56	26	10	7	±2	1.7	±0.1	■
USAR	99	±1	59	26	9	7	±3	1.6	±0.1	■
USNR	99	±1	59	28	8	6	±4	1.6	±0.1	■
USMCR	99	±1	57	28	9	6	±6	1.6	±0.1	■
ANG	99	±1	65	27	5	3	±3	1.5	±0.1	■
USAFR	99	±1	67	24	6	3	±3	1.4	±0.1	■
Enlisted	99	±1	58	26	9	7	±2	1.6	±0.1	■
E1 – E4	99	±1	62	23	8	7	±3	1.6	±0.1	■
E1 – E3	100	±1	68	21	5	5	±4	1.5	±0.1	■
E4	99	±1	58	24	10	8	±3	1.7	±0.1	■
E5 – E9	99	±1	55	29	9	7	±2	1.7	±0.1	■
E5 – E7	99	±1	55	28	10	7	±2	1.7	±0.1	■
E8 – E9	98	±1	56	31	8	5	±4	1.6	±0.1	■
Officers	99	±1	63	27	6	4	±2	1.5	±0.1	■
O1 – O3	99	±1	66	25	6	3	±4	1.5	±0.1	■
O4 – O6	99	±1	61	28	6	4	±3	1.5	±0.1	■
W1 – W5	99	±1	56	31	7	5	±6	1.6	±0.1	■
Reserve Unit	99	±1	60	26	8	6	±2	1.6	±0.1	■
AGR/FTS/AR	99	±1	54	29	10	7	±3	1.7	±0.1	■
IMA	99	±1	57	34	6	4	±5	1.6	±0.1	■
Not Activated Past 12 Months	99	±1	61	26	8	6	±2	1.6	±0.1	■
Activated Past 12 Months	99	±1	54	28	10	8	±3	1.7	±0.1	■
Not Deployed Past 12 Months	99	±1	61	25	8	6	±2	1.6	±0.1	■
Deployed Past 12 Months	99	±1	49	30	12	8	±4	1.8	±0.1	■
Non-Hispanic White	99	±1	58	27	9	6	±2	1.6	±0.1	■
Total Minority	99	±1	61	24	9	6	±2	1.6	±0.1	■
Non-Hispanic Black	99	±1	61	24	9	6	±4	1.6	±0.1	■
Hispanic	99	±1	64	23	8	6	±4	1.6	±0.1	■
FEMALES	99	±1	54	30	9	7	±2	1.7	±0.1	■
Enlisted	99	±1	54	29	9	8	±2	1.7	±0.1	■
E1 – E4	99	±1	56	28	8	8	±3	1.7	±0.1	■
E5 – E9	98	±1	51	31	10	7	±2	1.7	±0.1	■
Officers	99	±1	57	31	7	5	±3	1.6	±0.1	■
O1 – O3	99	±1	61	30	5	4	±4	1.5	±0.1	■
O4 – O6	98	±2	55	30	8	6	±4	1.6	±0.1	■
Reserve Unit	99	±1	55	29	9	7	±2	1.7	±0.1	■
AGR/FTS/AR	98	±1	47	33	12	9	±4	1.8	±0.1	■
IMA	98	±2	57	29	8	5	±6	1.6	±0.1	■
Non-Hispanic White	99	±1	51	32	9	7	±2	1.7	±0.1	■
Total Minority	98	±1	58	27	8	7	±3	1.6	±0.1	■
ARNG	99	±1	51	31	10	9	±3	1.8	±0.1	■
Enlisted	99	±1	51	31	10	9	±3	1.8	±0.1	■
Officers	98	±2	52	33	8	7	±6	1.7	±0.2	■
USAR	99	±1	54	29	9	9	±3	1.7	±0.1	■
Enlisted	99	±1	53	28	9	10	±3	1.7	±0.1	■
Officers	99	±1	57	31	6	5	±5	1.6	±0.1	■

Note. Percent responding are Reserve members who answered the question.

2012 Workplace and Gender Relations Survey of Reserve Component Members

51c. Continued	Percent Responding		Percentages				Max ME	Average Frequency		
			1	2	3	4				
USNR	99	±2	52	32	10	6	±5	1.7	±0.1	
Enlisted	99	±2	51	32	11	7	±6	1.7	±0.2	
Officers	100	±0	59	31	6	4	±6	1.6	±0.1	
USMCR	97	±3	47	32	14	8	±9	1.8	±0.2	
Enlisted	98	±3	46	32	14	8	±10	1.8	±0.2	
Officers	96	±5	52	30	13	5	±11	1.7	±0.2	
ANG	99	±1	60	30	7	3	±4	1.5	±0.1	
Enlisted	99	±1	60	30	8	3	±4	1.5	±0.1	
Officers	99	±2	61	29	6	4	±6	1.5	±0.1	
USAFR	98	±1	62	26	8	4	±4	1.5	±0.1	
Enlisted	98	±1	62	26	9	4	±5	1.5	±0.1	
Officers	98	±2	63	28	6	3	±5	1.5	±0.1	
MALES	99	±1	60	25	8	6	±2	1.6	±0.1	
Enlisted	99	±1	59	25	9	6	±2	1.6	±0.1	
E1 - E4	99	±1	63	22	8	6	±3	1.6	±0.1	
E5 - E9	99	±1	56	28	9	7	±2	1.7	±0.1	
Officers	99	±1	64	27	6	3	±3	1.5	±0.1	
O1 - O3	99	±1	67	24	6	2	±4	1.4	±0.1	
O4 - O6	99	±1	62	28	6	4	±4	1.5	±0.1	
Reserve Unit	99	±1	61	25	8	6	±2	1.6	±0.1	
AGR/FTS/AR	99	±1	56	29	9	6	±4	1.7	±0.1	
IMA	99	±1	56	35	6	3	±6	1.6	±0.1	
Non-Hispanic White	99	±1	59	27	8	6	±2	1.6	±0.1	
Total Minority	99	±1	62	23	9	6	±3	1.6	±0.1	
ARNG	99	±1	57	26	10	7	±3	1.7	±0.1	
Enlisted	99	±1	56	25	11	8	±3	1.7	±0.1	
Officers	99	±1	62	27	7	4	±5	1.5	±0.1	
USAR	99	±1	60	25	9	7	±3	1.6	±0.1	
Enlisted	100	±1	59	24	9	7	±4	1.6	±0.1	
Officers	99	±2	63	27	7	4	±5	1.5	±0.1	
USNR	99	±1	61	27	7	6	±5	1.6	±0.1	
Enlisted	99	±2	59	27	7	6	±6	1.6	±0.1	
Officers	99	±1	66	25	5	3	±6	1.5	±0.1	
USMCR	100	±1	58	28	9	6	±7	1.6	±0.2	
Enlisted	100	±1	58	27	9	6	±7	1.6	±0.2	
Officers	99	±1	60	30	7	3	±8	1.5	±0.1	
ANG	99	±1	66	26	5	3	±3	1.4	±0.1	
Enlisted	99	±1	66	26	5	3	±4	1.5	±0.1	
Officers	100	±1	69	25	6	1	±6	1.4	±0.1	
USAFR	99	±1	69	23	5	3	±4	1.4	±0.1	
Enlisted	99	±1	70	21	6	3	±5	1.4	±0.1	
Officers	100	±1	65	30	4	1	±7	1.4	±0.1	
USCGR	99	±1	66	27	6	1	±4	1.4	±0.1	
Enlisted	99	±1	66	27	6	1	±4	1.4	±0.1	
E1 - E4	99	±1	69	24	6	1	±5	1.4	±0.1	
E5 - E9	100	±1	65	28	6	1	±6	1.4	±0.1	
Officers	99	±1	65	27	5	2	±4	1.4	±0.1	
O1 - O3	100	±0	67	24	6	3	±5	1.4	±0.1	
O4 - O6	99	±2	61	31	5	3	±7	1.5	±0.1	
Females	99	±1	60	31	7	3	±4	1.5	±0.1	
Enlisted	99	±1	59	32	7	2	±5	1.5	±0.1	
Officers	98	±2	64	25	4	7	±6	1.5	±0.2	
Males	99	±1	67	26	5	1	±4	1.4	±0.1	
Enlisted	99	±1	68	26	6	1	±5	1.4	±0.1	
Officers	100	±1	65	28	5	1	±4	1.4	±0.1	

51. Over the past month, have you been bothered by the following problems?

d. Feeling tired or having little energy

1. Not at all

2. Several days

3. More than half the days

4. Nearly every day

	Percent Responding		Percentages				Max ME	Average Frequency		
			1	2	3	4				
TOTAL DOD	99	±1	54	32	9	5	±2	1.7	±0.1	■
ARNG	99	±1	52	32	10	6	±2	1.7	±0.1	■
USAR	99	±1	52	32	10	6	±3	1.7	±0.1	■
USNR	98	±1	53	33	8	6	±4	1.7	±0.1	■
USMCR	99	±2	53	33	8	6	±6	1.7	±0.1	■
ANG	99	±1	60	32	5	3	±3	1.5	±0.1	■
USAFR	99	±1	62	28	6	3	±4	1.5	±0.1	■
Enlisted	99	±1	54	32	9	6	±2	1.7	±0.1	■
E1 – E4	99	±1	58	28	8	5	±3	1.6	±0.1	■
E1 – E3	99	±1	64	27	6	3	±4	1.5	±0.1	■
E4	99	±1	54	30	10	7	±3	1.7	±0.1	■
E5 – E9	99	±1	50	34	10	6	±2	1.7	±0.1	■
E5 – E7	99	±1	50	34	10	6	±2	1.7	±0.1	■
E8 – E9	98	±1	50	38	7	5	±4	1.7	±0.1	■
Officers	99	±1	56	34	7	3	±2	1.6	±0.1	■
O1 – O3	99	±1	57	33	7	3	±4	1.6	±0.1	■
O4 – O6	99	±1	55	35	7	3	±3	1.6	±0.1	■
W1 – W5	98	±2	55	36	5	4	±6	1.6	±0.1	■
Reserve Unit	99	±1	55	31	9	5	±2	1.6	±0.1	■
AGR/FTS/AR	99	±1	49	36	9	7	±3	1.7	±0.1	■
IMA	99	±1	49	38	9	4	±5	1.7	±0.1	■
Not Activated Past 12 Months	99	±1	54	32	9	5	±2	1.7	±0.1	■
Activated Past 12 Months	99	±1	54	32	9	5	±3	1.7	±0.1	■
Not Deployed Past 12 Months	99	±1	55	32	8	5	±2	1.6	±0.1	■
Deployed Past 12 Months	99	±1	50	34	11	6	±4	1.7	±0.1	■
Non-Hispanic White	99	±1	53	33	9	5	±2	1.7	±0.1	■
Total Minority	99	±1	56	30	8	5	±2	1.6	±0.1	■
Non-Hispanic Black	98	±1	57	30	9	4	±4	1.6	±0.1	■
Hispanic	99	±1	57	30	7	6	±4	1.6	±0.1	■
FEMALES	98	±1	48	36	9	7	±2	1.7	±0.1	■
Enlisted	98	±1	48	36	10	7	±2	1.8	±0.1	■
E1 – E4	98	±1	51	33	9	7	±3	1.7	±0.1	■
E5 – E9	99	±1	45	38	10	7	±2	1.8	±0.1	■
Officers	98	±1	49	39	7	5	±3	1.7	±0.1	■
O1 – O3	98	±1	50	39	7	4	±4	1.7	±0.1	■
O4 – O6	98	±2	49	39	7	5	±4	1.7	±0.1	■
Reserve Unit	98	±1	49	36	9	7	±2	1.7	±0.1	■
AGR/FTS/AR	98	±1	41	41	10	9	±4	1.9	±0.1	■
IMA	98	±2	51	36	9	4	±6	1.7	±0.1	■
Non-Hispanic White	99	±1	45	39	10	7	±2	1.8	±0.1	■
Total Minority	98	±1	51	33	9	7	±3	1.7	±0.1	■
ARNG	98	±1	45	38	9	8	±3	1.8	±0.1	■
Enlisted	98	±1	45	37	10	8	±3	1.8	±0.1	■
Officers	97	±2	42	45	6	7	±7	1.8	±0.2	■
USAR	98	±1	48	34	10	8	±3	1.8	±0.1	■
Enlisted	98	±1	48	33	11	9	±3	1.8	±0.1	■
Officers	98	±2	50	36	9	5	±5	1.7	±0.1	■

Note. Percent responding are Reserve members who answered the question.

2012 Workplace and Gender Relations Survey of Reserve Component Members

51d. Continued	Percent Responding		Percentages				Max ME	Average Frequency		
			1	2	3	4				
USNR	99	±2	43	43	7	8	±5	1.8	±0.1	
Enlisted	99	±2	42	42	7	8	±6	1.8	±0.2	
Officers	99	±1	45	44	8	4	±6	1.7	±0.1	
USMCR	98	±2	42	37	14	7	±9	1.9	±0.2	
Enlisted	99	±3	42	37	14	7	±10	1.9	±0.2	
Officers	96	±5	43	36	15	6	±11	1.8	±0.2	
ANG	99	±1	52	37	8	4	±4	1.6	±0.1	
Enlisted	99	±1	51	36	9	4	±4	1.6	±0.1	
Officers	98	±2	53	39	5	3	±6	1.6	±0.1	
USAFR	99	±1	57	32	7	4	±4	1.6	±0.1	
Enlisted	99	±1	57	32	8	4	±5	1.6	±0.1	
Officers	98	±2	56	34	6	4	±6	1.6	±0.1	
MALES	99	±1	55	31	9	5	±2	1.6	±0.1	
Enlisted	99	±1	55	31	9	5	±2	1.6	±0.1	
E1 - E4	99	±1	60	27	8	5	±3	1.6	±0.1	
E5 - E9	99	±1	51	33	10	6	±2	1.7	±0.1	
Officers	99	±1	57	33	7	3	±3	1.6	±0.1	
O1 - O3	99	±1	59	31	7	3	±5	1.5	±0.1	
O4 - O6	99	±1	56	34	7	3	±4	1.6	±0.1	
Reserve Unit	99	±1	56	31	8	5	±2	1.6	±0.1	
AGR/FTS/AR	99	±1	51	35	9	6	±4	1.7	±0.1	
IMA	99	±2	49	38	9	4	±6	1.7	±0.1	
Non-Hispanic White	99	±1	54	32	9	5	±2	1.6	±0.1	
Total Minority	99	±1	58	29	8	5	±3	1.6	±0.1	
ARNG	99	±1	53	31	10	5	±3	1.7	±0.1	
Enlisted	99	±1	53	31	10	6	±3	1.7	±0.1	
Officers	99	±1	56	34	7	4	±5	1.6	±0.1	
USAR	99	±1	54	31	10	6	±3	1.7	±0.1	
Enlisted	99	±1	53	31	10	6	±4	1.7	±0.1	
Officers	99	±1	57	30	9	4	±5	1.6	±0.1	
USNR	98	±2	56	31	8	5	±5	1.6	±0.1	
Enlisted	98	±2	55	30	9	6	±6	1.7	±0.1	
Officers	98	±2	58	35	4	2	±6	1.5	±0.1	
USMCR	99	±2	53	33	8	6	±7	1.7	±0.1	
Enlisted	99	±2	54	32	8	6	±7	1.7	±0.2	
Officers	98	±2	51	39	7	4	±8	1.6	±0.1	
ANG	99	±1	61	31	4	3	±3	1.5	±0.1	
Enlisted	99	±1	62	31	4	3	±4	1.5	±0.1	
Officers	100	±1	60	34	4	1	±7	1.5	±0.1	
USAFR	99	±1	64	26	6	3	±4	1.5	±0.1	
Enlisted	99	±1	65	24	6	4	±5	1.5	±0.1	
Officers	98	±2	60	33	5	1	±7	1.5	±0.1	
USCGR	99	±1	60	33	6	1	±4	1.5	±0.1	
Enlisted	99	±1	61	32	6	1	±4	1.5	±0.1	
E1 - E4	99	±1	63	31	5	1	±5	1.5	±0.1	
E5 - E9	99	±1	61	33	6	1	±6	1.5	±0.1	
Officers	99	±1	55	35	7	4	±4	1.6	±0.1	
O1 - O3	98	±2	56	33	7	4	±5	1.6	±0.1	
O4 - O6	100	±0	51	39	6	4	±6	1.6	±0.1	
Females	99	±1	48	42	7	3	±4	1.6	±0.1	
Enlisted	98	±2	49	42	7	2	±5	1.6	±0.1	
Officers	100	±0	47	43	5	5	±6	1.7	±0.1	
Males	99	±1	63	31	6	1	±4	1.5	±0.1	
Enlisted	99	±1	64	30	5	1	±5	1.4	±0.1	
Officers	99	±1	57	33	7	3	±5	1.6	±0.1	

51. Over the past month, have you been bothered by the following problems?

e. Poor appetite or overeating

1. Not at all

2. Several days

3. More than half the days

4. Nearly every day

	Percent Responding		Percentages				Max ME	Average Frequency		
			1	2	3	4				
TOTAL DOD	99	±1	70	20	7	4	±2	1.4	±0.1	■
ARNG	98	±1	66	21	8	5	±2	1.5	±0.1	■
USAR	99	±1	69	20	7	5	±3	1.5	±0.1	■
USNR	98	±2	69	22	5	4	±4	1.4	±0.1	■
USMCR	99	±1	67	21	7	4	±6	1.5	±0.1	■
ANG	99	±1	79	16	4	1	±3	1.3	±0.1	■
USAFR	99	±1	79	15	4	1	±3	1.3	±0.1	■
Enlisted	99	±1	69	20	7	4	±2	1.5	±0.1	■
E1 – E4	99	±1	70	19	7	4	±2	1.5	±0.1	■
E1 – E3	99	±1	75	18	5	2	±4	1.3	±0.1	■
E4	99	±1	66	20	8	6	±3	1.5	±0.1	■
E5 – E9	99	±1	68	21	7	4	±2	1.5	±0.1	■
E5 – E7	99	±1	67	21	8	4	±2	1.5	±0.1	■
E8 – E9	97	±2	72	20	5	3	±4	1.4	±0.1	■
Officers	99	±1	76	18	4	2	±2	1.3	±0.1	■
O1 – O3	99	±1	75	19	4	2	±3	1.3	±0.1	■
O4 – O6	99	±1	78	16	5	2	±3	1.3	±0.1	■
W1 – W5	99	±1	72	23	4	2	±6	1.4	±0.1	■
Reserve Unit	99	±1	70	20	7	4	±2	1.4	±0.1	■
AGR/FTS/AR	98	±1	67	22	6	5	±3	1.5	±0.1	■
IMA	99	±1	72	20	6	2	±5	1.4	±0.1	■
Not Activated Past 12 Months	99	±1	70	20	7	4	±2	1.4	±0.1	■
Activated Past 12 Months	99	±1	69	20	7	4	±3	1.5	±0.1	■
Not Deployed Past 12 Months	99	±1	71	19	6	4	±2	1.4	±0.1	■
Deployed Past 12 Months	99	±1	65	22	8	5	±4	1.5	±0.1	■
Non-Hispanic White	99	±1	70	20	6	4	±2	1.4	±0.1	■
Total Minority	98	±1	70	19	7	4	±2	1.4	±0.1	■
Non-Hispanic Black	98	±1	71	18	8	3	±3	1.4	±0.1	■
Hispanic	98	±1	71	18	6	4	±3	1.4	±0.1	■
FEMALES	98	±1	66	22	8	4	±2	1.5	±0.1	■
Enlisted	98	±1	66	21	8	4	±2	1.5	±0.1	■
E1 – E4	99	±1	66	21	9	4	±3	1.5	±0.1	■
E5 – E9	98	±1	65	22	8	5	±2	1.5	±0.1	■
Officers	99	±1	70	23	4	3	±3	1.4	±0.1	■
O1 – O3	99	±1	72	21	4	3	±4	1.4	±0.1	■
O4 – O6	99	±1	69	22	5	3	±4	1.4	±0.1	■
Reserve Unit	99	±1	67	21	8	4	±2	1.5	±0.1	■
AGR/FTS/AR	98	±2	62	25	7	6	±4	1.6	±0.1	■
IMA	99	±2	73	20	5	3	±6	1.4	±0.1	■
Non-Hispanic White	99	±1	65	22	8	4	±2	1.5	±0.1	■
Total Minority	98	±1	67	20	8	4	±3	1.5	±0.1	■
ARNG	98	±1	64	22	10	4	±3	1.5	±0.1	■
Enlisted	98	±1	63	22	11	4	±3	1.6	±0.1	■
Officers	98	±2	67	25	5	3	±6	1.4	±0.1	■
USAR	98	±1	65	22	7	6	±3	1.5	±0.1	■
Enlisted	98	±1	64	22	8	6	±3	1.6	±0.1	■
Officers	99	±1	67	25	4	4	±5	1.4	±0.1	■

Note. Percent responding are Reserve members who answered the question.

2012 Workplace and Gender Relations Survey of Reserve Component Members

51e. Continued	Percent Responding		Percentages				Max ME	Average Frequency		
			1	2	3	4				
USNR	99	±1	62	28	7	4	±5	1.5	±0.1	■
Enlisted	99	±2	60	28	7	5	±6	1.6	±0.1	■
Officers	99	±2	69	25	4	2	±6	1.4	±0.1	■
USMCR	98	±2	63	23	10	5	±8	1.6	±0.2	■
Enlisted	99	±3	62	24	10	5	±10	1.6	±0.2	■
Officers	94	±5	69	17	10	5	±11	1.5	±0.2	■
ANG	99	±1	74	18	6	2	±3	1.4	±0.1	■
Enlisted	98	±1	74	17	6	2	±4	1.4	±0.1	■
Officers	99	±1	74	20	4	2	±5	1.3	±0.1	■
USAFR	98	±1	74	18	5	3	±4	1.4	±0.1	■
Enlisted	98	±2	73	19	5	3	±4	1.4	±0.1	■
Officers	99	±2	77	15	5	2	±5	1.3	±0.1	■
MALES	99	±1	71	19	6	4	±2	1.4	±0.1	■
Enlisted	99	±1	69	20	7	4	±2	1.5	±0.1	■
E1 - E4	99	±1	71	19	6	4	±3	1.4	±0.1	■
E5 - E9	99	±1	68	21	7	4	±2	1.5	±0.1	■
Officers	99	±1	77	16	4	2	±3	1.3	±0.1	■
O1 - O3	99	±1	76	18	5	2	±4	1.3	±0.1	■
O4 - O6	99	±1	80	14	4	2	±3	1.3	±0.1	■
Reserve Unit	99	±1	71	19	6	4	±2	1.4	±0.1	■
AGR/FTS/AR	98	±1	69	21	6	4	±4	1.5	±0.1	■
IMA	100	±1	72	20	6	2	±6	1.4	±0.1	■
Non-Hispanic White	99	±1	70	20	6	4	±2	1.4	±0.1	■
Total Minority	98	±1	71	18	7	4	±3	1.4	±0.1	■
ARNG	99	±1	66	21	8	5	±3	1.5	±0.1	■
Enlisted	98	±1	65	22	8	5	±3	1.5	±0.1	■
Officers	99	±1	74	18	5	3	±5	1.4	±0.1	■
USAR	99	±1	70	19	6	4	±3	1.4	±0.1	■
Enlisted	99	±1	69	20	7	5	±4	1.5	±0.1	■
Officers	99	±1	76	17	6	2	±5	1.3	±0.1	■
USNR	98	±2	71	21	5	4	±5	1.4	±0.1	■
Enlisted	97	±2	68	22	6	4	±6	1.5	±0.1	■
Officers	99	±2	80	17	2	1	±6	1.2	±0.1	■
USMCR	99	±1	67	21	7	4	±6	1.5	±0.1	■
Enlisted	99	±1	67	21	7	4	±7	1.5	±0.2	■
Officers	99	±2	71	20	6	3	±10	1.4	±0.1	■
ANG	99	±1	80	15	4	1	±3	1.3	±0.1	■
Enlisted	99	±1	79	16	4	1	±3	1.3	±0.1	■
Officers	99	±2	86	11	3	0	±5	1.2	±0.1	■
USAFR	99	±1	81	14	4	1	±4	1.3	±0.1	■
Enlisted	99	±2	80	14	5	1	±5	1.3	±0.1	■
Officers	99	±2	84	14	2	0	±5	1.2	±0.1	■
USCGR	99	±1	78	17	3	1	±3	1.3	±0.1	■
Enlisted	99	±1	78	18	3	1	±4	1.3	±0.1	■
E1 - E4	99	±2	79	15	3	2	±5	1.3	±0.1	■
E5 - E9	99	±2	77	19	3	1	±5	1.3	±0.1	■
Officers	99	±1	77	16	5	1	±3	1.3	±0.1	■
O1 - O3	98	±2	78	16	5	1	±4	1.3	±0.1	■
O4 - O6	99	±2	77	17	6	1	±6	1.3	±0.1	■
Females	99	±1	73	21	4	3	±4	1.4	±0.1	■
Enlisted	99	±1	72	22	3	3	±5	1.4	±0.1	■
Officers	99	±2	74	17	6	3	±6	1.4	±0.1	■
Males	99	±1	79	17	3	1	±4	1.3	±0.1	■
Enlisted	99	±1	79	17	3	1	±4	1.3	±0.1	■
Officers	99	±2	78	16	5	0	±4	1.3	±0.1	■

51. Over the past month, have you been bothered by the following problems?

f. Feeling bad about yourself — or that you are a failure or have let yourself or your family down

- 1. Not at all
- 2. Several days
- 3. More than half the days
- 4. Nearly every day

	Percent Responding		Percentages				Max ME	Average Frequency		
			1	2	3	4				
TOTAL DOD	100	±1	76	17	4	3	±1	1.3	±0.1	█
ARNG	99	±1	73	19	5	3	±2	1.4	±0.1	█
USAR	100	±1	74	19	4	3	±3	1.4	±0.1	█
USNR	100	±1	75	18	4	3	±4	1.4	±0.1	█
USMCR	100	±1	69	23	4	4	±6	1.4	±0.1	█
ANG	100	±1	84	12	2	1	±2	1.2	±0.1	█
USAFR	99	±1	85	11	3	1	±3	1.2	±0.1	█
Enlisted	100	±1	75	18	5	3	±2	1.4	±0.1	█
E1 – E4	99	±1	73	18	5	4	±2	1.4	±0.1	█
E1 – E3	100	±1	76	17	3	4	±4	1.3	±0.1	█
E4	99	±1	72	19	6	4	±3	1.4	±0.1	█
E5 – E9	100	±1	76	18	4	2	±2	1.3	±0.1	█
E5 – E7	100	±1	75	18	5	2	±2	1.3	±0.1	█
E8 – E9	100	±1	83	14	3	1	±3	1.2	±0.1	█
Officers	100	±1	81	15	2	2	±2	1.3	±0.1	█
O1 – O3	99	±1	79	17	3	2	±3	1.3	±0.1	█
O4 – O6	100	±1	82	14	2	2	±3	1.2	±0.1	█
W1 – W5	100	±1	85	13	2	0	±5	1.2	±0.1	█
Reserve Unit	100	±1	75	18	4	3	±2	1.3	±0.1	█
AGR/FTS/AR	100	±1	77	16	4	2	±3	1.3	±0.1	█
IMA	99	±1	77	19	4	1	±5	1.3	±0.1	█
Not Activated Past 12 Months	99	±1	75	18	4	3	±2	1.3	±0.1	█
Activated Past 12 Months	100	±1	76	17	4	3	±3	1.3	±0.1	█
Not Deployed Past 12 Months	99	±1	76	17	4	3	±2	1.3	±0.1	█
Deployed Past 12 Months	100	±1	76	18	4	3	±3	1.3	±0.1	█
Non-Hispanic White	100	±1	76	17	4	3	±2	1.3	±0.1	█
Total Minority	99	±1	75	18	4	3	±2	1.3	±0.1	█
Non-Hispanic Black	99	±1	78	14	5	3	±3	1.3	±0.1	█
Hispanic	99	±1	75	19	4	2	±3	1.3	±0.1	█
FEMALES	99	±1	75	18	4	3	±2	1.3	±0.1	█
Enlisted	99	±1	75	18	4	3	±2	1.4	±0.1	█
E1 – E4	99	±1	74	18	5	3	±3	1.4	±0.1	█
E5 – E9	99	±1	76	18	4	2	±2	1.3	±0.1	█
Officers	99	±1	79	17	2	2	±3	1.3	±0.1	█
O1 – O3	99	±1	79	18	2	2	±4	1.3	±0.1	█
O4 – O6	99	±1	79	16	3	2	±4	1.3	±0.1	█
Reserve Unit	99	±1	75	18	4	3	±2	1.3	±0.1	█
AGR/FTS/AR	100	±1	76	18	4	2	±4	1.3	±0.1	█
IMA	98	±2	83	13	2	1	±5	1.2	±0.1	█
Non-Hispanic White	100	±1	74	19	4	3	±2	1.4	±0.1	█
Total Minority	99	±1	77	16	4	3	±2	1.3	±0.1	█
ARNG	99	±1	73	19	5	3	±3	1.4	±0.1	█
Enlisted	99	±1	73	19	5	3	±3	1.4	±0.1	█
Officers	99	±2	77	18	2	2	±6	1.3	±0.1	█
USAR	99	±1	75	18	4	3	±3	1.4	±0.1	█
Enlisted	99	±1	74	19	5	3	±3	1.4	±0.1	█
Officers	100	±1	79	17	2	3	±5	1.3	±0.1	█

Note. Percent responding are Reserve members who answered the question.

2012 Workplace and Gender Relations Survey of Reserve Component Members

51f. Continued	Percent Responding		Percentages				Max ME	Average Frequency		
			1	2	3	4				
USNR	99	±1	72	20	5	3	±5	1.4	±0.1	■
Enlisted	99	±2	72	19	5	4	±6	1.4	±0.1	■
Officers	99	±1	75	22	2	2	±6	1.3	±0.1	■
USMCR	99	±2	67	23	3	7	±8	1.5	±0.2	■
Enlisted	99	±3	66	24	3	8	±10	1.5	±0.2	■
Officers	97	±4	77	20	4	0	±11	1.3	±0.2	■
ANG	99	±1	80	16	3	1	±3	1.2	±0.1	■
Enlisted	99	±2	80	16	3	1	±3	1.3	±0.1	■
Officers	99	±1	82	14	3	1	±5	1.2	±0.1	■
USAFR	99	±1	81	15	2	2	±4	1.3	±0.1	■
Enlisted	99	±1	80	15	3	2	±4	1.3	±0.1	■
Officers	99	±1	84	13	1	2	±5	1.2	±0.1	■
MALES	100	±1	76	17	4	3	±2	1.3	±0.1	■
Enlisted	100	±1	75	18	5	3	±2	1.4	±0.1	■
E1 - E4	99	±1	73	18	5	4	±3	1.4	±0.1	■
E5 - E9	100	±1	76	18	4	2	±2	1.3	±0.1	■
Officers	100	±1	81	15	3	2	±2	1.2	±0.1	■
O1 - O3	100	±1	79	17	3	2	±4	1.3	±0.1	■
O4 - O6	100	±1	82	13	2	2	±3	1.2	±0.1	■
Reserve Unit	100	±1	75	17	4	3	±2	1.3	±0.1	■
AGR/FTS/AR	100	±1	78	16	5	2	±3	1.3	±0.1	■
IMA	99	±1	75	20	4	1	±6	1.3	±0.1	■
Non-Hispanic White	100	±1	76	17	4	3	±2	1.3	±0.1	■
Total Minority	100	±1	75	18	5	3	±3	1.4	±0.1	■
ARNG	100	±1	73	19	5	3	±2	1.4	±0.1	■
Enlisted	100	±1	72	19	6	3	±3	1.4	±0.1	■
Officers	100	±1	76	18	3	3	±5	1.3	±0.1	■
USAR	100	±1	74	19	4	3	±3	1.4	±0.1	■
Enlisted	100	±1	73	20	4	3	±4	1.4	±0.1	■
Officers	100	±1	81	14	4	2	±5	1.3	±0.1	■
USNR	100	±1	75	18	4	3	±4	1.3	±0.1	■
Enlisted	100	±1	72	19	5	3	±6	1.4	±0.1	■
Officers	100	±1	85	13	1	1	±5	1.2	±0.1	■
USMCR	100	±1	69	22	4	4	±6	1.4	±0.1	■
Enlisted	100	±1	68	23	4	5	±7	1.4	±0.2	■
Officers	99	±2	80	15	3	2	±5	1.3	±0.1	■
ANG	100	±1	85	12	2	1	±3	1.2	±0.1	■
Enlisted	100	±1	85	12	2	2	±3	1.2	±0.1	■
Officers	100	±0	87	12	1	0	±5	1.1	±0.1	■
USAFR	99	±1	86	10	3	1	±4	1.2	±0.1	■
Enlisted	99	±1	85	10	4	1	±4	1.2	±0.1	■
Officers	99	±2	88	10	1	1	±5	1.1	±0.1	■
USCGR	100	±1	84	13	3	1	±3	1.2	±0.1	■
Enlisted	100	±1	84	12	3	1	±4	1.2	±0.1	■
E1 - E4	99	±1	84	12	4	1	±5	1.2	±0.1	■
E5 - E9	100	±1	85	13	2	1	±5	1.2	±0.1	■
Officers	100	±1	82	16	2	1	±3	1.2	±0.1	■
O1 - O3	100	±1	82	15	2	1	±4	1.2	±0.1	■
O4 - O6	100	±0	82	17	1	0	±6	1.2	±0.1	■
Females	100	±0	80	17	3	1	±4	1.2	±0.1	■
Enlisted	100	±0	81	16	2	1	±4	1.2	±0.1	■
Officers	100	±0	78	18	4	1	±6	1.3	±0.1	■
Males	99	±1	84	12	3	1	±4	1.2	±0.1	■
Enlisted	100	±1	85	12	3	1	±4	1.2	±0.1	■
Officers	99	±1	83	16	1	0	±4	1.2	±0.1	■

51. Over the past month, have you been bothered by the following problems?
g. Trouble concentrating on things, such as reading the newspaper or watching television

1. Not at all 2. Several days 3. More than half the days
 4. Nearly every day

	Percent Responding		Percentages				Max ME	Average Frequency		
			1	2	3	4				
TOTAL DOD	99	±1	76	17	4	3	±1	1.3	±0.1	█
ARNG	99	±1	73	19	5	3	±2	1.4	±0.1	█
USAR	99	±1	75	17	5	4	±3	1.4	±0.1	█
USNR	99	±2	74	19	5	3	±4	1.4	±0.1	█
USMCR	99	±1	71	21	4	5	±6	1.4	±0.1	█
ANG	100	±1	86	11	2	1	±2	1.2	±0.1	█
USAFR	99	±1	85	12	3	1	±3	1.2	±0.1	█
Enlisted	99	±1	75	17	5	3	±2	1.4	±0.1	█
E1 – E4	99	±1	77	15	4	3	±2	1.3	±0.1	█
E1 – E3	99	±1	81	14	3	2	±3	1.3	±0.1	█
E4	99	±1	75	16	5	4	±3	1.4	±0.1	█
E5 – E9	99	±1	74	18	5	3	±2	1.4	±0.1	█
E5 – E7	99	±1	73	18	5	3	±2	1.4	±0.1	█
E8 – E9	99	±1	75	19	4	1	±4	1.3	±0.1	█
Officers	100	±1	80	15	3	1	±2	1.3	±0.1	█
O1 – O3	99	±1	79	16	3	1	±3	1.3	±0.1	█
O4 – O6	100	±1	82	14	3	1	±3	1.2	±0.1	█
W1 – W5	100	±1	78	18	3	2	±5	1.3	±0.1	█
Reserve Unit	99	±1	76	17	4	3	±2	1.3	±0.1	█
AGR/FTS/AR	99	±1	74	18	5	3	±3	1.4	±0.1	█
IMA	99	±1	76	18	4	1	±5	1.3	±0.1	█
Not Activated Past 12 Months	99	±1	77	17	4	3	±2	1.3	±0.1	█
Activated Past 12 Months	100	±1	74	17	5	3	±3	1.4	±0.1	█
Not Deployed Past 12 Months	99	±1	77	16	4	3	±2	1.3	±0.1	█
Deployed Past 12 Months	99	±1	70	21	5	4	±3	1.4	±0.1	█
Non-Hispanic White	99	±1	76	17	4	3	±2	1.3	±0.1	█
Total Minority	99	±1	76	16	5	3	±2	1.3	±0.1	█
Non-Hispanic Black	99	±1	77	16	4	2	±3	1.3	±0.1	█
Hispanic	99	±1	77	16	5	3	±3	1.3	±0.1	█
FEMALES	99	±1	75	18	4	3	±2	1.3	±0.1	█
Enlisted	99	±1	75	18	4	3	±2	1.4	±0.1	█
E1 – E4	99	±1	75	18	4	3	±3	1.4	±0.1	█
E5 – E9	99	±1	75	18	5	3	±2	1.4	±0.1	█
Officers	99	±1	78	18	2	2	±3	1.3	±0.1	█
O1 – O3	99	±1	80	16	2	2	±4	1.3	±0.1	█
O4 – O6	99	±1	77	18	3	2	±4	1.3	±0.1	█
Reserve Unit	99	±1	75	18	4	3	±2	1.3	±0.1	█
AGR/FTS/AR	99	±1	74	18	6	3	±4	1.4	±0.1	█
IMA	98	±2	81	15	2	3	±5	1.3	±0.1	█
Non-Hispanic White	99	±1	74	19	4	3	±2	1.4	±0.1	█
Total Minority	99	±1	77	16	4	3	±2	1.3	±0.1	█
ARNG	99	±1	72	21	5	3	±3	1.4	±0.1	█
Enlisted	99	±1	72	21	5	3	±3	1.4	±0.1	█
Officers	99	±2	76	19	2	3	±6	1.3	±0.1	█
USAR	99	±1	74	18	5	4	±3	1.4	±0.1	█
Enlisted	99	±1	73	18	5	4	±3	1.4	±0.1	█
Officers	100	±1	77	17	2	3	±5	1.3	±0.1	█

Note. Percent responding are Reserve members who answered the question.

2012 Workplace and Gender Relations Survey of Reserve Component Members

51g. Continued	Percent Responding		Percentages				Max ME	Average Frequency		
			1	2	3	4				
USNR	99	±2	73	19	5	3	±5	1.4	±0.1	■
Enlisted	99	±2	72	19	5	4	±6	1.4	±0.1	■
Officers	100	±1	75	20	4	1	±6	1.3	±0.1	■
USMCR	99	±2	68	23	4	5	±8	1.5	±0.2	■
Enlisted	99	±3	67	25	3	6	±9	1.5	±0.2	■
Officers	97	±4	73	14	9	4	±11	1.4	±0.2	■
ANG	99	±1	82	14	3	1	±3	1.2	±0.1	■
Enlisted	99	±1	82	14	3	1	±3	1.2	±0.1	■
Officers	99	±1	81	16	2	1	±5	1.2	±0.1	■
USAFR	99	±1	84	13	2	1	±3	1.2	±0.1	■
Enlisted	99	±1	84	12	2	1	±4	1.2	±0.1	■
Officers	99	±1	82	16	1	1	±5	1.2	±0.1	■
MALES	99	±1	76	16	5	3	±2	1.3	±0.1	■
Enlisted	99	±1	75	17	5	3	±2	1.4	±0.1	■
E1 - E4	99	±1	78	15	4	3	±3	1.3	±0.1	■
E5 - E9	99	±1	73	19	5	3	±2	1.4	±0.1	■
Officers	100	±1	81	15	3	1	±2	1.2	±0.1	■
O1 - O3	99	±1	79	16	4	1	±4	1.3	±0.1	■
O4 - O6	100	±1	83	13	3	1	±3	1.2	±0.1	■
Reserve Unit	99	±1	76	16	4	3	±2	1.3	±0.1	■
AGR/FTS/AR	99	±1	74	18	5	3	±3	1.4	±0.1	■
IMA	100	±1	75	19	5	1	±6	1.3	±0.1	■
Non-Hispanic White	99	±1	76	17	4	3	±2	1.3	±0.1	■
Total Minority	99	±1	76	16	5	3	±3	1.3	±0.1	■
ARNG	99	±1	73	19	5	3	±2	1.4	±0.1	■
Enlisted	99	±1	73	19	5	3	±3	1.4	±0.1	■
Officers	99	±1	77	19	3	2	±4	1.3	±0.1	■
USAR	99	±1	75	16	5	4	±3	1.4	±0.1	■
Enlisted	99	±1	74	17	5	4	±3	1.4	±0.1	■
Officers	100	±1	79	14	5	1	±5	1.3	±0.1	■
USNR	99	±2	74	18	5	3	±4	1.4	±0.1	■
Enlisted	99	±2	72	19	6	3	±5	1.4	±0.1	■
Officers	99	±1	81	15	3	1	±5	1.2	±0.1	■
USMCR	99	±1	71	21	4	5	±6	1.4	±0.1	■
Enlisted	99	±1	71	21	4	5	±7	1.4	±0.2	■
Officers	99	±1	75	19	5	1	±8	1.3	±0.1	■
ANG	100	±1	87	10	2	1	±3	1.2	±0.1	■
Enlisted	100	±1	86	10	2	1	±3	1.2	±0.1	■
Officers	100	±0	91	8	1	0	±4	1.1	±0.1	■
USAFR	99	±1	85	11	3	1	±4	1.2	±0.1	■
Enlisted	99	±1	84	11	3	1	±4	1.2	±0.1	■
Officers	99	±2	89	9	2	0	±5	1.1	±0.1	■
USCGR	100	±1	83	14	2	1	±3	1.2	±0.1	■
Enlisted	100	±1	83	14	2	1	±4	1.2	±0.1	■
E1 - E4	99	±1	84	12	3	1	±5	1.2	±0.1	■
E5 - E9	100	±0	83	15	1	1	±5	1.2	±0.1	■
Officers	100	±1	81	16	3	1	±3	1.2	±0.1	■
O1 - O3	100	±1	81	15	3	1	±4	1.2	±0.1	■
O4 - O6	100	±0	78	19	2	1	±6	1.3	±0.1	■
Females	100	±0	81	15	2	1	±3	1.2	±0.1	■
Enlisted	100	±0	83	15	1	1	±4	1.2	±0.1	■
Officers	100	±0	77	17	3	2	±6	1.3	±0.1	■
Males	100	±1	83	14	2	1	±4	1.2	±0.1	■
Enlisted	100	±1	83	14	2	1	±4	1.2	±0.1	■
Officers	100	±1	81	16	3	0	±4	1.2	±0.1	■

2012 Workplace and Gender Relations Survey of Reserve Component Members

51. Over the past month, have you been bothered by the following problems?

h. Moving or speaking so slowly that other people could have noticed. Or the opposite — being so fidgety or restless that you have been moving around a lot more than usual

- 1. Not at all
- 4. Nearly every day

2. Several days

3. More than half the days

	Percent Responding		Percentages				Max ME	Average Frequency		
			1	2	3	4				
TOTAL DOD	99	±1	86	10	3	2	±1	1.2	±0.1	
ARNG	99	±1	83	11	4	2	±2	1.2	±0.1	
USAR	100	±1	86	9	3	2	±2	1.2	±0.1	
USNR	99	±1	87	10	2	1	±3	1.2	±0.1	
USMCR	100	±1	77	17	3	2	±6	1.3	±0.1	
ANG	100	±1	93	5	1	0	±2	1.1	±0.1	
USAFR	99	±1	93	5	2	1	±2	1.1	±0.1	
Enlisted	99	±1	85	10	3	2	±1	1.2	±0.1	
E1 – E4	99	±1	85	10	3	2	±2	1.2	±0.1	
E1 – E3	100	±1	87	10	2	1	±3	1.2	±0.1	
E4	99	±1	83	11	3	3	±3	1.3	±0.1	
E5 – E9	99	±1	85	10	3	1	±2	1.2	±0.1	
E5 – E7	99	±1	85	10	3	2	±2	1.2	±0.1	
E8 – E9	99	±1	90	7	2	0	±3	1.1	±0.1	
Officers	99	±1	92	6	1	1	±2	1.1	±0.1	
O1 – O3	99	±1	91	7	1	1	±3	1.1	±0.1	
O4 – O6	99	±1	93	5	2	0	±2	1.1	±0.1	
W1 – W5	99	±1	91	8	1	0	±4	1.1	±0.1	
Reserve Unit	99	±1	86	10	3	2	±1	1.2	±0.1	
AGR/FTS/AR	99	±1	87	9	3	1	±2	1.2	±0.1	
IMA	99	±1	90	8	1	1	±4	1.1	±0.1	
Not Activated Past 12 Months	99	±1	87	9	3	1	±1	1.2	±0.1	
Activated Past 12 Months	99	±1	85	10	3	2	±2	1.2	±0.1	
Not Deployed Past 12 Months	99	±1	86	9	3	1	±1	1.2	±0.1	
Deployed Past 12 Months	99	±1	84	11	3	2	±3	1.2	±0.1	
Non-Hispanic White	99	±1	86	9	3	1	±2	1.2	±0.1	
Total Minority	99	±1	86	10	2	2	±2	1.2	±0.1	
Non-Hispanic Black	99	±1	89	8	2	1	±3	1.2	±0.1	
Hispanic	99	±1	86	10	2	2	±3	1.2	±0.1	
FEMALES	99	±1	88	8	2	1	±1	1.2	±0.1	
Enlisted	99	±1	88	8	3	1	±2	1.2	±0.1	
E1 – E4	99	±1	87	9	3	1	±2	1.2	±0.1	
E5 – E9	99	±1	89	7	3	1	±2	1.2	±0.1	
Officers	99	±1	91	7	1	1	±2	1.1	±0.1	
O1 – O3	99	±1	91	7	1	1	±3	1.1	±0.1	
O4 – O6	99	±1	91	7	1	1	±3	1.1	±0.1	
Reserve Unit	99	±1	88	8	2	1	±2	1.2	±0.1	
AGR/FTS/AR	100	±1	89	8	2	2	±3	1.2	±0.1	
IMA	99	±2	92	6	1	1	±4	1.1	±0.1	
Non-Hispanic White	100	±1	88	8	2	1	±2	1.2	±0.1	
Total Minority	99	±1	88	8	3	1	±2	1.2	±0.1	
ARNG	99	±1	86	9	3	2	±2	1.2	±0.1	
Enlisted	99	±1	86	9	3	2	±3	1.2	±0.1	
Officers	99	±2	89	8	2	2	±5	1.2	±0.1	
USAR	99	±1	87	9	3	2	±2	1.2	±0.1	
Enlisted	99	±1	86	9	3	2	±3	1.2	±0.1	
Officers	99	±1	90	9	1	0	±4	1.1	±0.1	

Note. Percent responding are Reserve members who answered the question.

2012 Workplace and Gender Relations Survey of Reserve Component Members

51h. Continued	Percent Responding		Percentages				Max ME	Average Frequency		
			1	2	3	4				
USNR	99	±2	88	8	2	2	±4	1.2	±0.1	█
Enlisted	99	±2	88	7	3	2	±5	1.2	±0.1	█
Officers	99	±1	88	10	1	1	±6	1.2	±0.1	█
USMCR	99	±2	86	11	1	2	±7	1.2	±0.1	█
Enlisted	99	±3	85	12	1	2	±8	1.2	±0.1	█
Officers	97	±4	90	10	0	0	±9	1.1	±0.1	█
ANG	100	±1	93	5	1	1	±2	1.1	±0.1	█
Enlisted	100	±1	92	6	1	1	±3	1.1	±0.1	█
Officers	100	±1	94	5	1	1	±3	1.1	±0.1	█
USAFR	100	±1	93	5	2	1	±3	1.1	±0.1	█
Enlisted	100	±1	93	5	2	1	±3	1.1	±0.1	█
Officers	99	±1	95	4	1	1	±3	1.1	±0.1	█
MALES	99	±1	86	10	3	2	±1	1.2	±0.1	█
Enlisted	99	±1	84	11	3	2	±2	1.2	±0.1	█
E1 - E4	99	±1	84	11	3	2	±2	1.2	±0.1	█
E5 - E9	99	±1	85	11	3	1	±2	1.2	±0.1	█
Officers	99	±1	92	6	2	0	±2	1.1	±0.1	█
O1 - O3	99	±1	91	7	2	1	±3	1.1	±0.1	█
O4 - O6	99	±1	93	5	2	0	±2	1.1	±0.1	█
Reserve Unit	99	±1	85	10	3	2	±2	1.2	±0.1	█
AGR/FTS/AR	99	±1	86	9	4	1	±3	1.2	±0.1	█
IMA	99	±2	89	8	1	1	±5	1.1	±0.1	█
Non-Hispanic White	99	±1	86	10	3	1	±2	1.2	±0.1	█
Total Minority	99	±1	85	11	2	2	±2	1.2	±0.1	█
ARNG	99	±1	83	12	4	2	±2	1.3	±0.1	█
Enlisted	99	±1	82	12	4	2	±2	1.3	±0.1	█
Officers	99	±1	89	8	1	1	±4	1.1	±0.1	█
USAR	100	±1	86	9	3	2	±3	1.2	±0.1	█
Enlisted	100	±1	85	10	3	2	±3	1.2	±0.1	█
Officers	99	±1	92	5	3	0	±3	1.1	±0.1	█
USNR	99	±1	87	10	2	1	±4	1.2	±0.1	█
Enlisted	99	±1	85	11	3	1	±5	1.2	±0.1	█
Officers	100	±1	93	7	0	0	±4	1.1	±0.1	█
USMCR	100	±1	77	18	3	2	±6	1.3	±0.1	█
Enlisted	100	±1	75	19	3	3	±7	1.3	±0.1	█
Officers	99	±1	89	9	2	0	±5	1.1	±0.1	█
ANG	100	±1	93	5	1	0	±2	1.1	±0.1	█
Enlisted	100	±1	93	6	1	0	±2	1.1	±0.1	█
Officers	100	±0	96	4	1	0	±4	1.0	±0.1	█
USAFR	99	±1	93	5	1	1	±3	1.1	±0.1	█
Enlisted	99	±1	91	6	2	1	±4	1.1	±0.1	█
Officers	99	±2	97	2	1	0	±3	1.0	±0.1	█
USCGR	99	±1	92	6	1	0	±3	1.1	±0.1	█
Enlisted	99	±1	92	6	1	0	±3	1.1	±0.1	█
E1 - E4	99	±2	92	6	2	1	±4	1.1	±0.1	█
E5 - E9	99	±1	93	7	1	0	±4	1.1	±0.1	█
Officers	100	±1	92	7	1	0	±3	1.1	±0.1	█
O1 - O3	100	±0	92	6	2	0	±3	1.1	±0.1	█
O4 - O6	100	±0	90	9	0	0	±5	1.1	±0.1	█
Females	100	±1	93	5	2	0	±3	1.1	±0.1	█
Enlisted	100	±1	94	4	2	0	±3	1.1	±0.1	█
Officers	99	±1	90	7	2	0	±5	1.1	±0.1	█
Males	99	±1	92	7	1	0	±3	1.1	±0.1	█
Enlisted	99	±1	92	7	1	0	±3	1.1	±0.1	█
Officers	100	±0	92	6	1	0	±3	1.1	±0.1	█

51. Depression scale: Constructed from Q51. Depression is a common mood disorder characterized by depressed mood, loss of interest or pleasure, feelings of guilt or low self-worth, disturbed sleep or appetite, low energy, and poor concentration.

	Percent Responding		Mean	Max ME	Depression Scale
TOTAL DOD	95	±1	1.4	±0.1	■
ARNG	95	±1	1.5	±0.1	■
USAR	96	±1	1.4	±0.1	■
USNR	93	±2	1.4	±0.1	■
USMCR	97	±2	1.5	±0.1	■
ANG	95	±2	1.3	±0.1	■
USAFR	95	±2	1.3	±0.1	■
Enlisted	95	±1	1.4	±0.1	■
E1 – E4	96	±1	1.4	±0.1	■
E1 – E3	96	±2	1.3	±0.1	■
E4	95	±2	1.5	±0.1	■
E5 – E9	94	±1	1.4	±0.1	■
E5 – E7	95	±1	1.4	±0.1	■
E8 – E9	91	±3	1.4	±0.1	■
Officers	96	±1	1.3	±0.1	■
O1 – O3	96	±2	1.3	±0.1	■
O4 – O6	95	±2	1.3	±0.1	■
W1 – W5	96	±3	1.3	±0.1	■
Reserve Unit	95	±1	1.4	±0.1	■
AGR/FTS/AR	94	±2	1.4	±0.1	■
IMA	95	±2	1.4	±0.1	■
Not Activated Past 12 Months	95	±1	1.4	±0.1	■
Activated Past 12 Months	96	±1	1.4	±0.1	■
Not Deployed Past 12 Months	95	±1	1.4	±0.1	■
Deployed Past 12 Months	95	±2	1.5	±0.1	■
Non-Hispanic White	95	±1	1.4	±0.1	■
Total Minority	94	±1	1.4	±0.1	■
Non-Hispanic Black	93	±2	1.4	±0.1	■
Hispanic	95	±2	1.4	±0.1	■
FEMALES	94	±1	1.4	±0.1	■
Enlisted	94	±1	1.4	±0.1	■
E1 – E4	95	±2	1.4	±0.1	■
E5 – E9	94	±1	1.5	±0.1	■
Officers	95	±2	1.4	±0.1	■
O1 – O3	96	±2	1.3	±0.1	■
O4 – O6	94	±2	1.4	±0.1	■
Reserve Unit	95	±1	1.4	±0.1	■
AGR/FTS/AR	94	±2	1.5	±0.1	■
IMA	93	±3	1.3	±0.1	■
Non-Hispanic White	95	±1	1.4	±0.1	■
Total Minority	93	±2	1.4	±0.1	■
ARNG	94	±2	1.5	±0.1	■
Enlisted	94	±2	1.5	±0.1	■
Officers	94	±3	1.4	±0.1	■
USAR	94	±2	1.5	±0.1	■
Enlisted	94	±2	1.5	±0.1	■
Officers	95	±2	1.4	±0.1	■

Note. Percent responding are Reserve members who answered the question. The scale ranges from 1 to 4. Higher scores indicate higher levels of depression. The overall Cronbach's coefficient alpha = 0.92 (males = 0.92 and females = 0.92).

51. Continued	Percent Responding		Mean	Max ME	Depression Scale
USNR	95	±3	1.5	±0.1	■
Enlisted	94	±3	1.5	±0.1	■
Officers	96	±2	1.4	±0.1	■
USMCR	95	±4	1.5	±0.2	■
Enlisted	96	±4	1.6	±0.2	■
Officers	90	±6	1.4	±0.2	■
ANG	95	±2	1.3	±0.1	■
Enlisted	95	±2	1.3	±0.1	■
Officers	94	±3	1.3	±0.1	■
USAFR	94	±2	1.3	±0.1	■
Enlisted	94	±3	1.3	±0.1	■
Officers	95	±3	1.3	±0.1	■
MALES	95	±1	1.4	±0.1	■
Enlisted	95	±1	1.4	±0.1	■
E1 - E4	96	±2	1.4	±0.1	■
E5 - E9	94	±1	1.4	±0.1	■
Officers	96	±1	1.3	±0.1	■
O1 - O3	96	±2	1.3	±0.1	■
O4 - O6	96	±2	1.3	±0.1	■
Reserve Unit	95	±1	1.4	±0.1	■
AGR/FTS/AR	93	±2	1.4	±0.1	■
IMA	95	±3	1.4	±0.1	■
Non-Hispanic White	95	±1	1.4	±0.1	■
Total Minority	95	±2	1.4	±0.1	■
ARNG	95	±1	1.5	±0.1	■
Enlisted	95	±2	1.5	±0.1	■
Officers	97	±2	1.4	±0.1	■
USAR	96	±1	1.4	±0.1	■
Enlisted	97	±2	1.4	±0.1	■
Officers	95	±3	1.3	±0.1	■
USNR	93	±3	1.4	±0.1	■
Enlisted	92	±4	1.4	±0.1	■
Officers	95	±3	1.3	±0.1	■
USMCR	97	±2	1.5	±0.1	■
Enlisted	97	±3	1.5	±0.1	■
Officers	97	±2	1.4	±0.1	■
ANG	95	±2	1.3	±0.1	■
Enlisted	94	±2	1.3	±0.1	■
Officers	97	±3	1.2	±0.1	■
USAFR	95	±2	1.2	±0.1	■
Enlisted	95	±2	1.3	±0.1	■
Officers	94	±3	1.2	±0.1	■
USCGR	96	±2	1.3	±0.1	■
Enlisted	96	±2	1.3	±0.1	■
E1 - E4	95	±3	1.3	±0.1	■
E5 - E9	96	±2	1.3	±0.1	■
Officers	96	±2	1.3	±0.1	■
O1 - O3	96	±2	1.3	±0.1	■
O4 - O6	97	±3	1.3	±0.1	■
Females	96	±2	1.3	±0.1	■
Enlisted	96	±2	1.3	±0.1	■
Officers	95	±3	1.3	±0.1	■
Males	96	±2	1.3	±0.1	■
Enlisted	96	±2	1.3	±0.1	■
Officers	96	±2	1.3	±0.1	■

52. Were any of the problems you marked in the previous questions a result of experiencing...

- a. Combat or being in a combat zone?
- b. Sexual assault while deployed?
- c. Sexual assault while not deployed?
- d. Other traumatic military events?
- e. Other traumatic non-military events?
- f. Traumatic events prior to entering military service?
- g. Other?

	Percent Responding		Percentages							Max ME
			a	b	c	d	e	f	g	
TOTAL DOD	76	±1	26	1	2	16	21	8	20	±2
ARNG	80	±2	33	0	2	18	22	9	19	±2
USAR	76	±2	28	1	3	17	22	10	19	±3
USNR	77	±3	19	2	2	16	21	9	25	±4
USMCR	81	±5	20	0	1	12	25	9	23	±6
ANG	69	±3	9	0	1	8	15	3	21	±3
USAFR	68	±3	12	1	2	9	17	5	18	±3
Enlisted	76	±2	26	1	2	16	21	8	20	±2
E1 – E4	74	±2	18	1	2	12	22	12	22	±3
E1 – E3	72	±4	5	1	2	7	18	12	23	±4
E4	76	±3	25	0	3	14	24	12	21	±3
E5 – E9	78	±2	33	1	2	19	21	6	19	±2
E5 – E7	78	±2	33	1	2	19	22	6	19	±2
E8 – E9	78	±3	31	0	1	18	18	4	14	±4
Officers	74	±2	26	0	1	14	18	5	18	±3
O1 – O3	74	±3	28	1	2	15	19	8	19	±4
O4 – O6	74	±3	23	0	1	13	19	4	18	±3
W1 – W5	80	±5	33	0	1	17	15	5	15	±8
Reserve Unit	76	±2	26	1	2	15	21	8	20	±2
AGR/FTS/AR	78	±3	24	1	2	17	18	5	20	±3
IMA	77	±4	23	1	1	15	24	4	19	±5
Not Activated Past 12 Months	76	±2	22	1	2	15	21	8	21	±2
Activated Past 12 Months	78	±2	37	1	2	18	21	8	17	±3
Not Deployed Past 12 Months	76	±2	21	1	2	15	21	8	20	±2
Deployed Past 12 Months	79	±3	51	1	2	21	19	9	16	±4
Non-Hispanic White	77	±2	26	1	2	15	21	8	20	±2
Total Minority	75	±2	26	1	2	18	20	9	20	±3
Non-Hispanic Black	75	±3	26	1	2	18	18	7	19	±4
Hispanic	73	±3	26	1	2	16	21	9	19	±4
FEMALES	78	±2	15	2	8	14	27	11	27	±2
Enlisted	79	±2	14	2	8	14	27	12	28	±2
E1 – E4	78	±3	10	1	9	11	28	15	29	±3
E5 – E9	79	±2	19	3	7	18	27	9	27	±2
Officers	77	±3	15	2	5	15	23	8	26	±3
O1 – O3	75	±4	15	3	6	14	23	12	26	±5
O4 – O6	78	±3	15	1	3	15	23	4	24	±4
Reserve Unit	78	±2	15	2	8	14	27	12	28	±2
AGR/FTS/AR	83	±3	14	2	6	18	25	8	26	±4
IMA	74	±6	12	1	4	11	25	9	26	±7
Non-Hispanic White	80	±2	13	2	8	14	28	12	30	±2
Total Minority	76	±2	16	2	7	15	25	10	24	±3
ARNG	81	±3	19	2	9	15	30	14	28	±3
Enlisted	81	±3	18	2	9	15	31	15	29	±3
Officers	83	±5	25	3	9	19	24	10	24	±7
USAR	77	±3	17	3	9	18	28	12	25	±3
Enlisted	78	±3	18	3	11	19	29	12	26	±4
Officers	75	±5	15	2	4	14	25	9	25	±6

Note. Percent responding are Reserve members who answered the question and who indicated experiencing problems (Q50/Q51).

2012 Workplace and Gender Relations Survey of Reserve Component Members

52. Continued	Percent Responding		Percentages							Max ME
			a	b	c	d	e	f	g	
USNR	83	±4	10	2	3	12	28	11	29	±6
Enlisted	83	±4	10	2	3	12	30	12	28	±7
Officers	80	±5	13	0	4	13	20	6	29	±7
USMCR	82	±7	12	2	10	14	32	13	32	±9
Enlisted	81	±8	10	2	10	14	33	14	33	±11
Officers	84	±8	20	4	8	17	27	10	28	±12
ANG	77	±3	5	1	4	9	20	6	27	±4
Enlisted	77	±3	5	1	5	9	20	6	27	±4
Officers	75	±6	4	1	2	11	19	4	29	±6
USAFR	72	±4	7	1	5	10	20	7	29	±5
Enlisted	71	±4	7	1	5	9	19	7	30	±5
Officers	73	±5	9	0	3	12	21	7	26	±6
MALES	76	±2	29	0	1	16	20	7	18	±2
Enlisted	76	±2	28	1	1	16	20	8	18	±2
E1 - E4	73	±3	20	0	1	12	20	11	20	±3
E5 - E9	78	±2	36	1	1	19	20	5	17	±2
Officers	74	±3	29	0	0	14	17	5	16	±3
O1 - O3	73	±4	32	0	0	15	18	7	17	±5
O4 - O6	73	±3	25	0	1	13	18	3	17	±4
Reserve Unit	75	±2	29	1	1	16	20	8	18	±2
AGR/FTS/AR	77	±3	27	0	1	16	16	4	18	±4
IMA	77	±5	27	1	0	16	23	3	17	±7
Non-Hispanic White	76	±2	28	1	1	15	20	7	18	±2
Total Minority	74	±3	30	0	1	19	19	8	18	±3
ARNG	79	±2	36	0	0	19	21	8	18	±3
Enlisted	79	±2	35	0	1	19	21	8	18	±3
Officers	79	±4	41	0	0	17	18	5	13	±5
USAR	75	±3	31	1	1	17	20	9	16	±3
Enlisted	75	±3	31	1	1	17	20	10	16	±4
Officers	73	±5	29	0	0	16	21	6	18	±6
USNR	76	±4	21	2	2	17	19	8	24	±5
Enlisted	77	±5	23	3	2	19	20	9	24	±6
Officers	72	±6	15	1	1	10	14	4	22	±7
USMCR	81	±5	21	0	0	12	24	9	22	±7
Enlisted	82	±6	20	0	0	12	25	9	22	±7
Officers	72	±6	25	0	0	11	20	6	22	±7
ANG	67	±3	11	0	0	8	14	3	19	±3
Enlisted	67	±4	11	0	0	8	14	3	19	±4
Officers	68	±6	11	0	1	10	14	2	17	±7
USAFR	66	±4	14	1	2	9	16	4	14	±4
Enlisted	67	±5	14	1	2	9	17	4	13	±5
Officers	64	±7	16	0	1	11	12	2	16	±7
USCGR	70	±4	3	0	1	7	15	5	22	±4
Enlisted	69	±4	3	0	0	7	15	5	21	±4
E1 - E4	68	±5	1	0	0	4	14	6	20	±6
E5 - E9	70	±6	4	0	1	8	16	5	22	±6
Officers	74	±4	4	0	1	8	17	5	28	±4
O1 - O3	72	±5	5	0	0	9	21	7	26	±5
O4 - O6	78	±6	3	1	2	7	13	3	27	±7
Females	79	±4	2	1	3	8	20	7	32	±4
Enlisted	79	±4	3	1	3	7	20	8	30	±5
Officers	78	±5	1	1	4	11	19	6	39	±7
Males	68	±4	3	0	0	7	14	5	20	±4
Enlisted	67	±5	3	0	0	7	14	5	19	±5
Officers	73	±4	5	0	0	7	16	5	25	±5

52. Were any of the problems you marked in the previous questions a result of experiencing a sexual assault?
Constructed from Q52b-c.

	Percent Responding		Percentages	Max ME	Percentage Reporting Yes
			Yes		
TOTAL DOD	76	±1	2	±1	
ARNG	80	±2	2	±1	
USAR	76	±2	4	±1	
USNR	77	±3	3	±2	
USMCR	81	±5	1	±1	
ANG	69	±3	1	±1	
USAFR	68	±3	3	±2	
Enlisted	76	±2	3	±1	
E1 – E4	74	±2	3	±1	
E1 – E3	72	±4	2	±2	
E4	76	±3	3	±1	
E5 – E9	78	±2	2	±1	
E5 – E7	78	±2	3	±1	
E8 – E9	78	±3	1	±1	
Officers	74	±2	2	±1	
O1 – O3	74	±3	2	±1	
O4 – O6	74	±3	1	±1	
W1 – W5	80	±5	1	±2	
Reserve Unit	76	±2	2	±1	
AGR/FTS/AR	78	±3	2	±1	
IMA	77	±4	1	±2	
Not Activated Past 12 Months	76	±2	2	±1	
Activated Past 12 Months	78	±2	2	±1	
Not Deployed Past 12 Months	76	±2	3	±1	
Deployed Past 12 Months	79	±3	2	±1	
Non-Hispanic White	77	±2	2	±1	
Total Minority	75	±2	3	±1	
Non-Hispanic Black	75	±3	2	±1	
Hispanic	73	±3	2	±1	
FEMALES	78	±2	9	±1	
Enlisted	79	±2	9	±2	
E1 – E4	78	±3	10	±2	
E5 – E9	79	±2	9	±2	
Officers	77	±3	6	±2	
O1 – O3	75	±4	8	±3	
O4 – O6	78	±3	4	±3	
Reserve Unit	78	±2	9	±2	
AGR/FTS/AR	83	±3	7	±3	
IMA	74	±6	4	±4	
Non-Hispanic White	80	±2	9	±2	
Total Minority	76	±2	8	±2	
ARNG	81	±3	11	±2	
Enlisted	81	±3	10	±3	
Officers	83	±5	11	±6	
USAR	77	±3	11	±3	
Enlisted	78	±3	12	±3	
Officers	75	±5	5	±4	

Note: Percent responding are Reserve members who answered the question and who indicated experiencing problems (Q50/Q51).

2012 Workplace and Gender Relations Survey of Reserve Component Members

52. Continued	Percent Responding		Percentages	Max	Percentage Reporting Yes
			Yes	ME	
USNR	83	±4	5	±3	
Enlisted	83	±4	5	±3	
Officers	80	±5	4	±4	
USMCR	82	±7	10	±6	
Enlisted	81	±8	10	±7	
Officers	84	±8	8	±10	
ANG	77	±3	5	±2	
Enlisted	77	±3	5	±3	
Officers	75	±6	2	±3	
USAFR	72	±4	5	±3	
Enlisted	71	±4	6	±3	
Officers	73	±5	3	±3	
MALES	76	±2	1	±1	
Enlisted	76	±2	1	±1	
E1 - E4	73	±3	1	±1	
E5 - E9	78	±2	1	±1	
Officers	74	±3	0	±1	
O1 - O3	73	±4	0	±1	
O4 - O6	73	±3	1	±2	
Reserve Unit	75	±2	1	±1	
AGR/FTS/AR	77	±3	1	±2	
IMA	77	±5	1	±2	
Non-Hispanic White	76	±2	1	±1	
Total Minority	74	±3	1	±1	
ARNG	79	±2	0	±1	
Enlisted	79	±2	1	±1	
Officers	79	±4	0	±2	
USAR	75	±3	1	±2	
Enlisted	75	±3	1	±2	
Officers	73	±5	0	±2	
USNR	76	±4	3	±3	
Enlisted	77	±5	3	±4	
Officers	72	±6	1	±4	
USMCR	81	±5	0	±1	
Enlisted	82	±6	0	±1	
Officers	72	±6	0	±3	
ANG	67	±3	0	±1	
Enlisted	67	±4	0	±1	
Officers	68	±6	1	±5	
USAFR	66	±4	2	±3	
Enlisted	67	±5	2	±3	
Officers	64	±7	1	±6	
USCGR	70	±4	1	±1	
Enlisted	69	±4	1	±1	
E1 - E4	68	±5	0	±1	
E5 - E9	70	±6	1	±1	
Officers	74	±4	1	±1	
O1 - O3	72	±5	0	±2	
O4 - O6	78	±6	2	±2	
Females	79	±4	4	±2	
Enlisted	79	±4	3	±3	
Officers	78	±5	5	±4	
Males	68	±4	0	±0	
Enlisted	67	±5	0	±0	
Officers	73	±4	0	±0	

53. How much do you agree or disagree with the following statements that might affect your decision to receive mental health counseling or service if you ever had a problem?

a. I don't know where to get help.

1. Strongly disagree
4. Agree

2. Disagree
5. Strongly agree

3. Neither agree nor disagree

	Percent Responding		Percentages					Max ME	Average Agreement		
			1	2	3	4	5				
TOTAL DOD	100	±1	49	32	13	4	2	±2	1.8	±0.1	■
ARNG	100	±1	49	32	13	4	2	±2	1.8	±0.1	■
USAR	100	±1	47	33	13	5	3	±3	1.8	±0.1	■
USNR	100	±1	48	31	13	5	2	±4	1.8	±0.1	■
USMCR	100	±1	50	27	16	4	2	±6	1.8	±0.2	■
ANG	100	±1	53	32	11	2	2	±3	1.7	±0.1	■
USAFR	99	±1	53	29	13	3	2	±4	1.7	±0.1	■
Enlisted	100	±1	48	32	14	4	2	±2	1.8	±0.1	■
E1 – E4	100	±1	45	31	15	5	3	±3	1.9	±0.1	■
E1 – E3	100	±1	47	28	17	5	3	±4	1.9	±0.1	■
E4	99	±1	44	33	14	6	3	±3	1.9	±0.1	■
E5 – E9	100	±1	49	33	13	3	2	±2	1.8	±0.1	■
E5 – E7	100	±1	48	33	13	3	2	±2	1.8	±0.1	■
E8 – E9	99	±1	59	28	9	2	2	±4	1.6	±0.1	■
Officers	100	±1	58	30	8	3	1	±2	1.6	±0.1	■
O1 – O3	100	±1	59	28	9	3	2	±4	1.6	±0.1	■
O4 – O6	100	±1	59	31	6	2	1	±3	1.6	±0.1	■
W1 – W5	99	±1	50	37	9	2	2	±6	1.7	±0.1	■
Reserve Unit	100	±1	49	32	13	4	2	±2	1.8	±0.1	■
AGR/FTS/AR	99	±1	55	29	12	3	2	±3	1.7	±0.1	■
IMA	99	±1	52	32	11	4	1	±5	1.7	±0.1	■
Not Activated Past 12 Months	100	±1	49	31	13	4	2	±2	1.8	±0.1	■
Activated Past 12 Months	100	±1	50	33	12	3	2	±3	1.7	±0.1	■
Not Deployed Past 12 Months	100	±1	49	31	13	4	2	±2	1.8	±0.1	■
Deployed Past 12 Months	100	±1	49	34	12	3	2	±4	1.7	±0.1	■
Non-Hispanic White	100	±1	50	31	12	4	2	±2	1.8	±0.1	■
Total Minority	100	±1	47	32	14	5	3	±2	1.8	±0.1	■
Non-Hispanic Black	99	±1	48	34	12	3	3	±4	1.8	±0.1	■
Hispanic	99	±1	47	31	13	5	3	±4	1.8	±0.1	■
FEMALES	99	±1	54	29	11	4	2	±2	1.7	±0.1	■
Enlisted	99	±1	53	29	12	4	2	±2	1.7	±0.1	■
E1 – E4	99	±1	49	29	14	5	3	±3	1.8	±0.1	■
E5 – E9	99	±1	56	30	10	3	1	±2	1.6	±0.1	■
Officers	100	±1	61	29	7	2	1	±3	1.5	±0.1	■
O1 – O3	99	±1	59	30	7	2	1	±5	1.6	±0.1	■
O4 – O6	100	±1	64	28	5	2	1	±4	1.5	±0.1	■
Reserve Unit	99	±1	53	30	11	4	2	±2	1.7	±0.1	■
AGR/FTS/AR	99	±1	61	26	9	3	1	±4	1.6	±0.1	■
IMA	98	±2	59	30	9	2	0	±6	1.5	±0.1	■
Non-Hispanic White	100	±1	56	29	10	3	2	±2	1.7	±0.1	■
Total Minority	99	±1	51	30	12	4	2	±3	1.8	±0.1	■
ARNG	99	±1	54	28	13	3	3	±3	1.7	±0.1	■
Enlisted	99	±1	53	28	13	4	3	±3	1.8	±0.1	■
Officers	99	±2	62	27	8	2	2	±6	1.6	±0.2	■
USAR	99	±1	51	30	12	5	2	±3	1.8	±0.1	■
Enlisted	99	±1	49	30	13	6	3	±3	1.8	±0.1	■
Officers	100	±1	59	32	7	1	1	±6	1.5	±0.1	■

Note. Percent responding are Reserve members who answered the question.

2012 Workplace and Gender Relations Survey of Reserve Component Members

53a. Continued	Percent Responding		Percentages					Max ME	Average Agreement		
			1	2	3	4	5				
USNR	100	±0	53	30	12	4	1	±5	1.7	±0.1	■
Enlisted	100	±0	52	30	13	4	2	±6	1.7	±0.2	■
Officers	100	±0	58	32	7	4	0	±6	1.6	±0.1	■
USMCR	98	±3	50	33	9	3	4	±8	1.8	±0.2	■
Enlisted	98	±3	50	33	9	3	4	±10	1.8	±0.2	■
Officers	98	±4	51	34	9	3	3	±11	1.7	±0.3	■
ANG	100	±1	60	29	8	2	1	±4	1.6	±0.1	■
Enlisted	100	±1	59	30	8	2	1	±4	1.6	±0.1	■
Officers	100	±0	67	27	4	2	1	±6	1.4	±0.1	■
USAFR	99	±1	56	32	8	3	1	±4	1.6	±0.1	■
Enlisted	99	±1	54	33	9	3	1	±5	1.6	±0.1	■
Officers	99	±1	64	28	6	2	0	±5	1.5	±0.1	■
MALES	100	±1	48	32	13	4	2	±2	1.8	±0.1	■
Enlisted	100	±1	46	32	14	4	2	±2	1.8	±0.1	■
E1 - E4	100	±1	45	32	16	6	3	±3	1.9	±0.1	■
E5 - E9	100	±1	48	33	13	3	2	±2	1.8	±0.1	■
Officers	100	±1	57	30	8	3	2	±3	1.6	±0.1	■
O1 - O3	100	±0	58	27	9	4	2	±5	1.6	±0.1	■
O4 - O6	100	±1	58	32	7	2	1	±4	1.6	±0.1	■
Reserve Unit	100	±1	48	32	14	4	2	±2	1.8	±0.1	■
AGR/FTS/AR	99	±1	53	29	12	3	2	±4	1.7	±0.1	■
IMA	100	±1	50	33	12	4	1	±6	1.7	±0.2	■
Non-Hispanic White	100	±1	49	32	13	4	2	±2	1.8	±0.1	■
Total Minority	100	±1	45	33	14	5	3	±3	1.9	±0.1	■
ARNG	100	±1	48	33	13	4	2	±3	1.8	±0.1	■
Enlisted	100	±1	46	33	14	5	2	±3	1.8	±0.1	■
Officers	100	±1	60	28	9	2	1	±5	1.6	±0.1	■
USAR	100	±1	45	34	13	5	3	±3	1.9	±0.1	■
Enlisted	100	±1	44	34	15	5	3	±4	1.9	±0.1	■
Officers	100	±1	54	33	7	4	2	±5	1.7	±0.1	■
USNR	99	±1	47	31	14	5	3	±5	1.8	±0.1	■
Enlisted	99	±1	44	32	15	5	3	±6	1.9	±0.2	■
Officers	100	±1	57	29	8	5	1	±6	1.6	±0.2	■
USMCR	100	±1	50	27	17	4	2	±7	1.8	±0.2	■
Enlisted	100	±0	49	27	18	5	2	±7	1.8	±0.2	■
Officers	100	±1	54	31	11	3	1	±8	1.7	±0.2	■
ANG	100	±1	52	32	12	2	2	±4	1.7	±0.1	■
Enlisted	100	±1	51	32	13	2	2	±4	1.7	±0.1	■
Officers	100	±0	57	33	6	3	2	±7	1.6	±0.2	■
USAFR	99	±1	52	28	14	3	2	±5	1.7	±0.1	■
Enlisted	99	±2	51	28	16	3	2	±5	1.8	±0.1	■
Officers	100	±1	59	30	9	1	1	±7	1.6	±0.2	■
USCGR	100	±1	46	34	15	3	1	±4	1.8	±0.1	■
Enlisted	100	±1	45	34	17	4	1	±4	1.8	±0.1	■
E1 - E4	100	±1	42	32	21	5	1	±6	1.9	±0.1	■
E5 - E9	100	±0	47	35	14	3	1	±6	1.8	±0.1	■
Officers	100	±1	53	35	8	2	1	±4	1.6	±0.1	■
O1 - O3	100	±0	53	37	8	1	1	±5	1.6	±0.1	■
O4 - O6	100	±1	54	35	5	4	2	±7	1.7	±0.2	■
Females	100	±1	58	29	8	3	1	±4	1.6	±0.1	■
Enlisted	100	±0	59	28	9	3	1	±5	1.6	±0.1	■
Officers	99	±2	53	34	6	2	5	±6	1.7	±0.2	■
Males	100	±1	44	35	17	3	1	±4	1.8	±0.1	■
Enlisted	100	±1	42	35	18	4	1	±5	1.9	±0.1	■
Officers	100	±0	53	36	9	2	1	±5	1.6	±0.1	■

53. How much do you agree or disagree with the following statements that might affect your decision to receive mental health counseling or service if you ever had a problem?
b. I don't have adequate transportation.

1. Strongly disagree 2. Disagree 3. Neither agree nor disagree
 4. Agree 5. Strongly agree

	Percent Responding		Percentages					Max ME	Average Agreement		
			1	2	3	4	5				
TOTAL DOD	99	±1	59	29	8	2	2	±2	1.6	±0.1	█
ARNG	99	±1	57	30	9	2	2	±2	1.6	±0.1	█
USAR	99	±1	57	30	8	3	2	±3	1.6	±0.1	█
USNR	99	±1	59	28	8	3	2	±4	1.6	±0.1	█
USMCR	99	±2	59	23	14	3	1	±6	1.6	±0.2	█
ANG	99	±1	65	26	7	1	2	±3	1.5	±0.1	█
USAFR	99	±1	65	27	7	1	1	±4	1.5	±0.1	█
Enlisted	99	±1	56	30	9	2	2	±2	1.6	±0.1	█
E1 – E4	99	±1	52	29	12	4	3	±3	1.8	±0.1	█
E1 – E3	99	±1	50	27	14	4	3	±4	1.8	±0.1	█
E4	99	±1	53	31	10	4	3	±3	1.7	±0.1	█
E5 – E9	99	±1	60	30	7	1	1	±2	1.5	±0.1	█
E5 – E7	99	±1	59	31	7	1	1	±2	1.5	±0.1	█
E8 – E9	99	±1	70	24	4	1	1	±4	1.4	±0.1	█
Officers	99	±1	72	22	4	1	1	±2	1.4	±0.1	█
O1 – O3	100	±1	71	23	4	1	1	±4	1.4	±0.1	█
O4 – O6	99	±1	74	21	4	0	1	±3	1.3	±0.1	█
W1 – W5	99	±2	68	26	5	0	0	±6	1.4	±0.1	█
Reserve Unit	99	±1	58	29	9	2	2	±2	1.6	±0.1	█
AGR/FTS/AR	99	±1	65	25	6	1	2	±3	1.5	±0.1	█
IMA	99	±1	69	22	7	1	1	±5	1.4	±0.1	█
Not Activated Past 12 Months	99	±1	59	29	8	2	2	±2	1.6	±0.1	█
Activated Past 12 Months	100	±1	59	28	9	2	2	±3	1.6	±0.1	█
Not Deployed Past 12 Months	99	±1	59	28	9	2	2	±2	1.6	±0.1	█
Deployed Past 12 Months	100	±1	58	30	8	2	3	±4	1.6	±0.1	█
Non-Hispanic White	99	±1	62	27	8	2	2	±2	1.5	±0.1	█
Total Minority	99	±1	53	31	10	3	2	±2	1.7	±0.1	█
Non-Hispanic Black	99	±1	53	32	8	4	4	±4	1.7	±0.1	█
Hispanic	99	±1	55	31	10	2	2	±4	1.7	±0.1	█
FEMALES	99	±1	64	26	7	2	1	±2	1.5	±0.1	█
Enlisted	99	±1	62	26	8	2	2	±2	1.5	±0.1	█
E1 – E4	99	±1	58	27	9	3	2	±3	1.6	±0.1	█
E5 – E9	99	±1	66	26	6	1	1	±2	1.4	±0.1	█
Officers	99	±1	75	21	3	0	0	±3	1.3	±0.1	█
O1 – O3	99	±1	72	23	4	0	0	±5	1.3	±0.1	█
O4 – O6	98	±1	78	18	2	0	1	±3	1.3	±0.1	█
Reserve Unit	99	±1	63	26	7	2	2	±2	1.5	±0.1	█
AGR/FTS/AR	99	±1	73	21	5	1	0	±4	1.3	±0.1	█
IMA	99	±2	71	22	6	1	0	±6	1.4	±0.1	█
Non-Hispanic White	99	±1	68	24	5	1	1	±2	1.4	±0.1	█
Total Minority	99	±1	59	27	9	3	2	±3	1.6	±0.1	█
ARNG	99	±1	63	25	8	3	1	±3	1.5	±0.1	█
Enlisted	99	±1	61	26	9	3	1	±3	1.6	±0.1	█
Officers	99	±2	78	18	3	0	1	±6	1.3	±0.1	█
USAR	99	±1	62	27	7	2	2	±3	1.6	±0.1	█
Enlisted	99	±1	59	27	8	3	3	±3	1.6	±0.1	█
Officers	99	±1	70	26	3	0	0	±6	1.3	±0.1	█

Note. Percent responding are Reserve members who answered the question.

2012 Workplace and Gender Relations Survey of Reserve Component Members

53b. Continued	Percent Responding		Percentages					Max ME	Average Agreement		
			1	2	3	4	5				
USNR	99	±2	63	27	7	1	2	±5	1.5	±0.1	■
Enlisted	99	±2	61	27	8	2	2	±6	1.6	±0.2	■
Officers	100	±1	73	23	3	0	1	±6	1.3	±0.1	■
USMCR	96	±4	63	26	6	3	1	±9	1.5	±0.2	■
Enlisted	95	±5	60	29	6	4	2	±10	1.6	±0.2	■
Officers	97	±4	85	10	5	0	0	±10	1.2	±0.2	■
ANG	99	±1	70	24	5	0	1	±3	1.4	±0.1	■
Enlisted	99	±1	69	25	5	0	1	±4	1.4	±0.1	■
Officers	99	±2	79	18	2	0	1	±5	1.3	±0.1	■
USAFR	99	±1	68	25	5	1	0	±4	1.4	±0.1	■
Enlisted	99	±1	66	27	5	1	1	±5	1.4	±0.1	■
Officers	99	±2	79	18	4	0	0	±5	1.3	±0.1	■
MALES	99	±1	58	29	9	2	2	±2	1.6	±0.1	■
Enlisted	99	±1	55	31	10	2	2	±2	1.7	±0.1	■
E1 – E4	99	±1	50	30	12	4	3	±3	1.8	±0.1	■
E5 – E9	99	±1	59	31	7	1	2	±2	1.5	±0.1	■
Officers	100	±1	72	23	5	1	1	±3	1.4	±0.1	■
O1 – O3	100	±1	70	23	5	2	1	±4	1.4	±0.1	■
O4 – O6	100	±1	74	21	4	0	1	±3	1.3	±0.1	■
Reserve Unit	99	±1	57	30	9	2	2	±2	1.6	±0.1	■
AGR/FTS/AR	99	±1	64	26	7	1	2	±4	1.5	±0.1	■
IMA	100	±1	69	22	7	0	1	±6	1.4	±0.1	■
Non-Hispanic White	99	±1	61	28	8	2	2	±2	1.6	±0.1	■
Total Minority	99	±1	51	32	10	4	3	±3	1.7	±0.1	■
ARNG	99	±1	56	30	9	2	2	±3	1.7	±0.1	■
Enlisted	99	±1	53	32	10	3	3	±3	1.7	±0.1	■
Officers	100	±1	73	21	4	1	0	±5	1.3	±0.1	■
USAR	99	±1	56	31	8	3	2	±3	1.6	±0.1	■
Enlisted	99	±1	53	32	9	3	2	±4	1.7	±0.1	■
Officers	99	±1	68	26	5	1	1	±5	1.4	±0.1	■
USNR	99	±1	58	29	8	3	2	±5	1.6	±0.1	■
Enlisted	100	±1	53	32	9	4	3	±6	1.7	±0.2	■
Officers	99	±2	73	20	5	1	1	±6	1.4	±0.1	■
USMCR	99	±2	59	23	14	3	1	±7	1.7	±0.2	■
Enlisted	99	±2	57	23	15	4	1	±7	1.7	±0.2	■
Officers	100	±1	72	22	5	1	1	±6	1.4	±0.1	■
ANG	99	±1	64	27	7	1	2	±3	1.5	±0.1	■
Enlisted	99	±1	63	27	7	1	2	±4	1.5	±0.1	■
Officers	100	±1	71	23	4	0	1	±6	1.4	±0.1	■
USAFR	99	±1	64	27	8	1	1	±4	1.5	±0.1	■
Enlisted	99	±2	61	29	8	1	1	±5	1.5	±0.1	■
Officers	99	±2	74	20	6	0	0	±7	1.3	±0.1	■
USCGR	99	±1	60	29	10	0	1	±4	1.5	±0.1	■
Enlisted	99	±1	58	30	10	0	1	±4	1.6	±0.1	■
E1 – E4	99	±1	53	32	12	1	2	±6	1.7	±0.1	■
E5 – E9	99	±1	61	29	9	0	0	±6	1.5	±0.1	■
Officers	98	±1	68	26	5	0	1	±4	1.4	±0.1	■
O1 – O3	99	±2	67	27	4	1	1	±5	1.4	±0.1	■
O4 – O6	98	±2	69	26	4	0	0	±6	1.4	±0.1	■
Females	100	±1	71	23	4	1	1	±4	1.4	±0.1	■
Enlisted	100	±0	72	22	4	1	1	±5	1.4	±0.1	■
Officers	99	±2	68	25	5	0	2	±6	1.4	±0.1	■
Males	99	±1	58	31	11	0	1	±4	1.6	±0.1	■
Enlisted	99	±1	56	31	12	0	1	±5	1.6	±0.1	■
Officers	98	±2	68	26	5	0	0	±4	1.4	±0.1	■

2012 Workplace and Gender Relations Survey of Reserve Component Members

53c. Continued	Percent Responding		Percentages					Max ME	Average Agreement		
			1	2	3	4	5				
USNR	100	±1	50	26	16	6	2	±5	1.8	±0.1	
Enlisted	100	±0	49	26	17	6	2	±6	1.8	±0.2	
Officers	98	±2	55	25	10	7	3	±6	1.8	±0.2	
USMCR	97	±4	48	25	14	9	4	±9	1.9	±0.2	
Enlisted	97	±4	49	27	12	8	4	±10	1.9	±0.3	
Officers	98	±4	42	17	25	11	4	±11	2.2	±0.3	
ANG	99	±1	58	25	12	4	2	±4	1.7	±0.1	
Enlisted	99	±1	57	25	12	4	2	±4	1.7	±0.1	
Officers	100	±0	63	21	10	4	2	±6	1.6	±0.2	
USAFR	98	±1	52	26	15	5	1	±4	1.8	±0.1	
Enlisted	98	±2	51	27	16	5	1	±5	1.8	±0.1	
Officers	98	±2	60	20	13	7	1	±6	1.7	±0.1	
MALES	99	±1	47	28	16	6	3	±2	1.9	±0.1	
Enlisted	99	±1	45	29	17	6	3	±2	1.9	±0.1	
E1 - E4	99	±1	43	28	19	6	4	±3	2.0	±0.1	
E5 - E9	99	±1	47	29	15	7	2	±2	1.9	±0.1	
Officers	99	±1	55	24	13	5	2	±3	1.8	±0.1	
O1 - O3	99	±1	56	22	13	6	3	±5	1.8	±0.1	
O4 - O6	99	±1	55	25	13	5	2	±4	1.7	±0.1	
Reserve Unit	99	±1	46	28	17	6	3	±2	1.9	±0.1	
AGR/FTS/AR	99	±1	52	26	14	6	3	±4	1.8	±0.1	
IMA	100	±1	47	23	19	9	2	±6	1.9	±0.2	
Non-Hispanic White	99	±1	48	27	16	7	2	±2	1.9	±0.1	
Total Minority	99	±1	43	31	17	5	4	±3	2.0	±0.1	
ARNG	99	±1	45	29	16	7	3	±3	1.9	±0.1	
Enlisted	99	±1	44	30	17	7	3	±3	2.0	±0.1	
Officers	100	±1	55	22	14	6	3	±5	1.8	±0.1	
USAR	99	±1	45	29	16	7	3	±3	1.9	±0.1	
Enlisted	99	±1	43	30	17	7	3	±4	2.0	±0.1	
Officers	99	±1	55	27	11	5	2	±5	1.7	±0.1	
USNR	99	±2	43	27	19	7	4	±5	2.0	±0.1	
Enlisted	99	±2	40	28	20	8	4	±6	2.1	±0.2	
Officers	99	±2	55	24	15	4	3	±6	1.8	±0.2	
USMCR	100	±1	48	21	20	9	2	±7	2.0	±0.2	
Enlisted	100	±0	48	21	20	9	2	±7	2.0	±0.2	
Officers	100	±1	48	22	15	13	3	±11	2.0	±0.3	
ANG	99	±1	53	29	14	3	1	±4	1.7	±0.1	
Enlisted	99	±1	52	29	14	3	1	±4	1.7	±0.1	
Officers	98	±2	56	27	11	4	2	±7	1.7	±0.2	
USAFR	99	±1	51	26	17	4	2	±5	1.8	±0.1	
Enlisted	99	±2	50	27	18	4	2	±5	1.8	±0.1	
Officers	99	±2	57	23	14	5	2	±7	1.7	±0.2	
USCGR	99	±1	45	30	19	5	1	±4	1.9	±0.1	
Enlisted	99	±1	44	30	20	5	1	±4	1.9	±0.1	
E1 - E4	99	±1	41	30	24	3	2	±6	1.9	±0.1	
E5 - E9	99	±2	46	30	17	6	1	±6	1.8	±0.2	
Officers	99	±1	51	29	14	4	2	±4	1.8	±0.1	
O1 - O3	99	±1	51	30	13	4	2	±5	1.7	±0.1	
O4 - O6	100	±1	52	29	12	6	2	±7	1.8	±0.2	
Females	99	±1	55	24	12	7	2	±4	1.8	±0.1	
Enlisted	99	±1	57	24	11	7	2	±5	1.7	±0.1	
Officers	99	±2	49	26	16	6	4	±6	1.9	±0.2	
Males	99	±1	43	31	20	5	1	±4	1.9	±0.1	
Enlisted	99	±1	42	31	21	5	1	±5	1.9	±0.1	
Officers	99	±1	52	30	13	4	1	±5	1.7	±0.1	

53. How much do you agree or disagree with the following statements that might affect your decision to receive mental health counseling or service if you ever had a problem?

d. There would be difficulty getting time off work for treatment.

1. Strongly disagree
4. Agree

2. Disagree
5. Strongly agree

3. Neither agree nor disagree

	Percent Responding		Percentages					Max ME	Average Agreement		
			1	2	3	4	5				
TOTAL DOD	99	±1	47	27	14	8	4	±2	1.9	±0.1	■
ARNG	99	±1	46	28	14	8	4	±2	2.0	±0.1	■
USAR	100	±1	45	27	14	10	4	±3	2.0	±0.1	■
USNR	99	±1	45	26	16	8	5	±4	2.0	±0.1	■
USMCR	99	±2	46	21	19	12	2	±6	2.0	±0.2	■
ANG	99	±1	53	28	11	5	3	±3	1.8	±0.1	■
USAFR	99	±1	51	27	13	6	3	±4	1.8	±0.1	■
Enlisted	99	±1	46	28	15	8	4	±2	2.0	±0.1	■
E1 – E4	99	±1	45	27	16	8	4	±3	2.0	±0.1	■
E1 – E3	100	±1	47	26	18	6	3	±4	1.9	±0.1	■
E4	99	±1	43	28	15	9	5	±3	2.0	±0.1	■
E5 – E9	99	±1	46	28	13	8	3	±2	1.9	±0.1	■
E5 – E7	99	±1	45	29	14	9	3	±2	2.0	±0.1	■
E8 – E9	99	±1	57	26	10	5	2	±4	1.7	±0.1	■
Officers	99	±1	55	24	10	8	3	±3	1.8	±0.1	■
O1 – O3	99	±1	55	22	11	9	4	±4	1.9	±0.1	■
O4 – O6	99	±1	56	26	9	7	2	±3	1.7	±0.1	■
W1 – W5	100	±1	51	28	11	8	2	±6	1.8	±0.2	■
Reserve Unit	99	±1	47	27	14	8	4	±2	1.9	±0.1	■
AGR/FTS/AR	99	±1	52	26	12	6	3	±3	1.8	±0.1	■
IMA	99	±1	49	24	15	9	3	±5	1.9	±0.2	■
Not Activated Past 12 Months	99	±1	47	27	14	8	3	±2	1.9	±0.1	■
Activated Past 12 Months	99	±1	47	27	14	8	4	±3	1.9	±0.1	■
Not Deployed Past 12 Months	99	±1	47	27	14	8	3	±2	1.9	±0.1	■
Deployed Past 12 Months	99	±1	46	27	14	9	4	±4	2.0	±0.1	■
Non-Hispanic White	99	±1	48	26	13	9	3	±2	1.9	±0.1	■
Total Minority	99	±1	45	29	16	7	4	±2	2.0	±0.1	■
Non-Hispanic Black	99	±1	46	30	14	6	4	±4	1.9	±0.1	■
Hispanic	99	±1	46	28	15	7	3	±4	1.9	±0.1	■
FEMALES	99	±1	50	25	13	8	4	±2	1.9	±0.1	■
Enlisted	99	±1	49	25	14	8	3	±2	1.9	±0.1	■
E1 – E4	99	±1	47	26	16	8	4	±3	1.9	±0.1	■
E5 – E9	99	±1	51	25	12	9	3	±2	1.9	±0.1	■
Officers	99	±1	55	22	8	10	4	±3	1.9	±0.1	■
O1 – O3	99	±1	53	23	9	10	5	±5	1.9	±0.1	■
O4 – O6	98	±2	58	21	8	10	4	±4	1.8	±0.1	■
Reserve Unit	99	±1	50	25	13	8	4	±2	1.9	±0.1	■
AGR/FTS/AR	99	±1	54	22	11	9	4	±4	1.9	±0.1	■
IMA	98	±2	54	22	13	7	4	±6	1.8	±0.2	■
Non-Hispanic White	99	±1	52	24	12	9	3	±2	1.9	±0.1	■
Total Minority	99	±1	48	26	14	7	4	±3	1.9	±0.1	■
ARNG	99	±1	49	24	14	9	3	±3	1.9	±0.1	■
Enlisted	99	±1	49	24	15	9	3	±3	1.9	±0.1	■
Officers	98	±2	53	22	9	11	4	±7	1.9	±0.2	■
USAR	99	±1	49	25	12	10	5	±3	2.0	±0.1	■
Enlisted	99	±1	47	25	13	9	5	±3	2.0	±0.1	■
Officers	99	±2	55	24	6	11	5	±6	1.9	±0.2	■

Note. Percent responding are Reserve members who answered the question.

2012 Workplace and Gender Relations Survey of Reserve Component Members

53d. Continued	Percent Responding		Percentages					Max ME	Average Agreement		
			1	2	3	4	5				
USNR	99	±1	47	25	15	9	4	±5	2.0	±0.2	
Enlisted	99	±1	46	27	16	8	3	±6	2.0	±0.2	
Officers	99	±1	54	18	10	10	8	±6	2.0	±0.2	
USMCR	97	±3	49	27	11	9	4	±9	1.9	±0.2	
Enlisted	97	±3	48	29	11	8	4	±10	1.9	±0.3	
Officers	96	±5	52	17	15	11	5	±11	2.0	±0.3	
ANG	99	±1	57	25	10	5	3	±4	1.7	±0.1	
Enlisted	99	±1	56	26	11	5	3	±4	1.7	±0.1	
Officers	100	±1	59	23	7	8	3	±6	1.7	±0.2	
USAFR	99	±1	53	27	12	7	2	±4	1.8	±0.1	
Enlisted	99	±1	51	28	13	7	2	±5	1.8	±0.1	
Officers	99	±1	60	22	10	6	2	±5	1.7	±0.2	
MALES	99	±1	46	28	14	8	4	±2	1.9	±0.1	
Enlisted	99	±1	45	28	15	8	4	±2	2.0	±0.1	
E1 - E4	100	±1	44	27	16	8	4	±3	2.0	±0.1	
E5 - E9	99	±1	45	29	14	8	3	±2	2.0	±0.1	
Officers	99	±1	55	25	11	7	3	±3	1.8	±0.1	
O1 - O3	99	±1	55	21	12	9	3	±5	1.8	±0.1	
O4 - O6	99	±1	55	27	9	6	2	±4	1.7	±0.1	
Reserve Unit	99	±1	46	28	15	8	4	±2	2.0	±0.1	
AGR/FTS/AR	100	±1	51	27	13	6	3	±4	1.8	±0.1	
IMA	99	±2	48	24	16	9	3	±6	1.9	±0.2	
Non-Hispanic White	99	±1	48	27	14	8	3	±2	1.9	±0.1	
Total Minority	100	±1	44	29	16	7	4	±3	2.0	±0.1	
ARNG	99	±1	46	28	14	8	4	±3	2.0	±0.1	
Enlisted	99	±1	44	29	15	8	4	±3	2.0	±0.1	
Officers	100	±1	54	25	12	6	3	±5	1.8	±0.1	
USAR	100	±1	44	28	15	10	3	±3	2.0	±0.1	
Enlisted	100	±1	42	29	16	10	4	±4	2.0	±0.1	
Officers	100	±1	54	24	11	9	2	±5	1.8	±0.1	
USNR	99	±1	45	26	16	8	5	±5	2.0	±0.2	
Enlisted	99	±1	42	27	17	8	6	±6	2.1	±0.2	
Officers	98	±2	54	24	10	9	3	±6	1.8	±0.2	
USMCR	99	±2	45	21	19	12	2	±7	2.0	±0.2	
Enlisted	99	±2	45	21	20	11	2	±7	2.1	±0.2	
Officers	99	±1	49	21	13	15	2	±11	2.0	±0.3	
ANG	99	±1	52	29	11	5	3	±4	1.8	±0.1	
Enlisted	99	±1	51	29	12	4	3	±4	1.8	±0.1	
Officers	99	±2	57	28	8	5	2	±7	1.7	±0.2	
USAFR	99	±1	51	27	13	6	3	±5	1.8	±0.1	
Enlisted	99	±1	49	28	14	6	4	±5	1.9	±0.2	
Officers	100	±1	58	23	10	7	2	±7	1.7	±0.2	
USCGR	99	±1	47	30	16	5	2	±4	1.9	±0.1	
Enlisted	99	±1	46	30	17	5	2	±4	1.9	±0.1	
E1 - E4	100	±1	42	32	20	4	2	±6	1.9	±0.1	
E5 - E9	99	±2	48	29	15	6	2	±6	1.8	±0.2	
Officers	99	±1	52	29	11	6	2	±4	1.8	±0.1	
O1 - O3	98	±2	50	30	11	7	2	±5	1.8	±0.1	
O4 - O6	100	±1	53	29	9	6	3	±7	1.8	±0.2	
Females	99	±1	53	25	10	8	4	±4	1.8	±0.1	
Enlisted	100	±1	54	25	10	7	3	±5	1.8	±0.1	
Officers	98	±2	51	26	9	10	4	±6	1.9	±0.2	
Males	99	±1	46	31	17	5	2	±4	1.9	±0.1	
Enlisted	99	±1	44	31	18	5	2	±5	1.9	±0.1	
Officers	99	±1	52	30	11	5	2	±5	1.7	±0.1	

53. How much do you agree or disagree with the following statements that might affect your decision to receive mental health counseling or service if you ever had a problem?
e. It would be too embarrassing.

1. Strongly disagree
 2. Disagree
 3. Neither agree nor disagree
 4. Agree
 5. Strongly agree

	Percent Responding		Percentages					Max ME	Average Agreement		
			1	2	3	4	5				
TOTAL DOD	99	±1	44	26	18	9	4	±2	2.0	±0.1	■
ARNG	99	±1	44	26	18	9	3	±2	2.0	±0.1	■
USAR	99	±1	43	28	17	9	4	±3	2.0	±0.1	■
USNR	99	±1	42	28	17	9	3	±4	2.0	±0.1	■
USMCR	100	±1	40	21	23	10	5	±6	2.2	±0.2	■
ANG	100	±1	46	26	17	8	3	±3	2.0	±0.1	■
USAFR	99	±1	46	27	17	7	4	±4	2.0	±0.1	■
Enlisted	99	±1	43	27	18	9	4	±2	2.0	±0.1	■
E1 – E4	99	±1	43	26	18	9	4	±3	2.0	±0.1	■
E1 – E3	100	±1	44	24	19	9	4	±4	2.0	±0.1	■
E4	99	±1	42	27	18	9	4	±3	2.1	±0.1	■
E5 – E9	99	±1	43	27	17	8	3	±2	2.0	±0.1	■
E5 – E7	99	±1	43	28	17	9	3	±2	2.0	±0.1	■
E8 – E9	99	±1	46	27	17	8	3	±4	1.9	±0.1	■
Officers	99	±1	46	24	16	10	4	±3	2.0	±0.1	■
O1 – O3	99	±1	48	23	16	10	4	±4	2.0	±0.1	■
O4 – O6	99	±1	44	25	16	11	3	±3	2.0	±0.1	■
W1 – W5	99	±1	43	27	16	10	3	±6	2.0	±0.2	■
Reserve Unit	99	±1	44	27	18	9	3	±2	2.0	±0.1	■
AGR/FTS/AR	99	±1	44	24	17	10	5	±3	2.1	±0.1	■
IMA	100	±1	42	24	19	10	4	±5	2.1	±0.2	■
Not Activated Past 12 Months	99	±1	44	27	18	9	3	±2	2.0	±0.1	■
Activated Past 12 Months	100	±1	44	26	18	8	4	±3	2.0	±0.1	■
Not Deployed Past 12 Months	99	±1	44	26	17	9	4	±2	2.0	±0.1	■
Deployed Past 12 Months	99	±1	41	28	18	9	4	±4	2.1	±0.1	■
Non-Hispanic White	99	±1	43	26	18	10	3	±2	2.0	±0.1	■
Total Minority	99	±1	44	28	17	7	4	±2	2.0	±0.1	■
Non-Hispanic Black	99	±1	46	31	14	5	4	±4	1.9	±0.1	■
Hispanic	99	±1	45	26	18	7	4	±4	2.0	±0.1	■
FEMALES	99	±1	47	25	16	9	3	±2	2.0	±0.1	■
Enlisted	99	±1	47	25	16	9	3	±2	2.0	±0.1	■
E1 – E4	99	±1	45	26	16	9	4	±3	2.0	±0.1	■
E5 – E9	99	±1	49	24	15	9	3	±2	1.9	±0.1	■
Officers	99	±1	48	23	15	10	4	±3	2.0	±0.1	■
O1 – O3	99	±1	48	25	14	9	4	±4	2.0	±0.1	■
O4 – O6	99	±1	48	21	15	12	4	±4	2.0	±0.1	■
Reserve Unit	99	±1	47	25	16	9	3	±2	2.0	±0.1	■
AGR/FTS/AR	99	±1	50	21	15	10	4	±4	2.0	±0.1	■
IMA	98	±2	47	25	17	9	2	±6	1.9	±0.2	■
Non-Hispanic White	99	±1	48	23	16	10	3	±2	2.0	±0.1	■
Total Minority	99	±1	46	27	15	8	4	±3	2.0	±0.1	■
ARNG	99	±1	47	24	17	8	4	±3	2.0	±0.1	■
Enlisted	99	±1	47	24	17	8	3	±3	2.0	±0.1	■
Officers	98	±2	48	22	17	9	4	±7	2.0	±0.2	■
USAR	99	±1	45	25	15	11	4	±3	2.1	±0.1	■
Enlisted	99	±1	44	25	16	11	5	±3	2.1	±0.1	■
Officers	99	±1	48	24	13	11	4	±5	2.0	±0.2	■

Note. Percent responding are Reserve members who answered the question.

2012 Workplace and Gender Relations Survey of Reserve Component Members

53e. Continued	Percent Responding		Percentages					Max ME	Average Agreement		
			1	2	3	4	5				
USNR	100	±1	47	26	17	7	3	±5	1.9	±0.1	
Enlisted	100	±0	49	26	17	5	3	±6	1.9	±0.2	
Officers	100	±1	42	25	15	14	3	±6	2.1	±0.2	
USMCR	98	±3	36	31	16	13	3	±9	2.2	±0.2	
Enlisted	98	±3	38	30	15	13	4	±10	2.1	±0.3	
Officers	98	±4	27	32	23	15	3	±11	2.3	±0.3	
ANG	99	±1	50	24	15	8	3	±4	1.9	±0.1	
Enlisted	99	±1	50	25	15	8	2	±4	1.9	±0.1	
Officers	100	±1	50	24	12	11	3	±6	1.9	±0.2	
USAFR	98	±1	49	27	13	8	2	±4	1.9	±0.1	
Enlisted	98	±2	49	29	13	7	2	±5	1.8	±0.1	
Officers	98	±2	50	21	16	9	3	±5	1.9	±0.2	
MALES	99	±1	43	27	18	9	4	±2	2.0	±0.1	
Enlisted	99	±1	42	27	18	8	4	±2	2.0	±0.1	
E1 - E4	99	±1	42	26	19	9	4	±3	2.1	±0.1	
E5 - E9	100	±1	42	28	18	8	3	±2	2.0	±0.1	
Officers	99	±1	45	25	16	10	4	±3	2.0	±0.1	
O1 - O3	99	±1	48	22	16	10	4	±5	2.0	±0.1	
O4 - O6	99	±1	44	26	16	11	3	±4	2.0	±0.1	
Reserve Unit	99	±1	43	27	18	9	3	±2	2.0	±0.1	
AGR/FTS/AR	99	±1	43	24	17	10	5	±4	2.1	±0.1	
IMA	100	±0	40	24	20	11	5	±6	2.2	±0.2	
Non-Hispanic White	99	±1	43	26	18	10	3	±2	2.1	±0.1	
Total Minority	100	±1	44	29	17	7	4	±3	2.0	±0.1	
ARNG	99	±1	43	27	18	9	3	±3	2.0	±0.1	
Enlisted	99	±1	43	27	18	9	3	±3	2.0	±0.1	
Officers	100	±1	47	23	15	12	3	±5	2.0	±0.2	
USAR	100	±1	42	28	18	9	4	±3	2.0	±0.1	
Enlisted	100	±1	41	29	18	8	4	±4	2.0	±0.1	
Officers	99	±2	45	27	14	10	4	±5	2.0	±0.2	
USNR	99	±1	41	28	18	10	4	±5	2.1	±0.1	
Enlisted	99	±1	39	29	18	10	3	±6	2.1	±0.2	
Officers	99	±2	46	25	15	10	5	±6	2.0	±0.2	
USMCR	100	±1	40	20	24	10	5	±7	2.2	±0.2	
Enlisted	100	±1	40	19	25	10	5	±7	2.2	±0.2	
Officers	100	±1	40	29	14	10	6	±9	2.1	±0.2	
ANG	100	±1	45	27	17	8	3	±3	2.0	±0.1	
Enlisted	100	±1	45	27	17	8	3	±4	2.0	±0.1	
Officers	100	±1	44	25	18	9	3	±7	2.0	±0.2	
USAFR	99	±1	45	26	18	7	4	±5	2.0	±0.1	
Enlisted	99	±2	45	28	17	6	4	±5	2.0	±0.2	
Officers	100	±0	45	21	22	8	4	±7	2.1	±0.2	
USCGR	99	±1	41	28	19	9	2	±4	2.0	±0.1	
Enlisted	99	±1	41	29	20	8	2	±4	2.0	±0.1	
E1 - E4	99	±1	39	27	25	8	1	±5	2.1	±0.2	
E5 - E9	99	±1	43	30	17	8	3	±6	2.0	±0.2	
Officers	100	±1	42	27	16	10	4	±4	2.1	±0.1	
O1 - O3	100	±1	42	25	18	11	3	±5	2.1	±0.2	
O4 - O6	100	±1	42	32	13	10	5	±7	2.0	±0.2	
Females	99	±1	51	24	13	8	2	±4	1.9	±0.1	
Enlisted	99	±1	53	24	13	7	3	±5	1.8	±0.1	
Officers	99	±2	45	24	15	14	2	±6	2.1	±0.2	
Males	99	±1	39	29	21	9	2	±4	2.0	±0.1	
Enlisted	99	±1	39	29	21	8	2	±5	2.0	±0.1	
Officers	100	±1	42	28	17	9	4	±5	2.1	±0.1	

53. How much do you agree or disagree with the following statements that might affect your decision to receive mental health counseling or service if you ever had a problem?

f. It would harm my career.

1. Strongly disagree
4. Agree

2. Disagree
5. Strongly agree

3. Neither agree nor disagree

	Percent Responding		Percentages					Max ME	Average Agreement		
			1	2	3	4	5				
TOTAL DOD	99	±1	41	26	18	10	6	±2	2.1	±0.1	
ARNG	99	±1	40	25	18	10	6	±2	2.2	±0.1	
USAR	99	±1	41	27	18	9	6	±3	2.1	±0.1	
USNR	99	±1	39	26	19	9	7	±4	2.2	±0.1	
USMCR	99	±1	40	21	22	10	6	±6	2.2	±0.2	
ANG	99	±1	43	25	18	9	5	±3	2.1	±0.1	
USAFR	99	±1	41	25	19	8	6	±4	2.1	±0.1	
Enlisted	99	±1	41	26	19	9	6	±2	2.1	±0.1	
E1 – E4	99	±1	42	26	19	7	5	±3	2.1	±0.1	
E1 – E3	99	±1	45	25	19	6	5	±4	2.0	±0.1	
E4	99	±1	41	27	19	8	5	±3	2.1	±0.1	
E5 – E9	99	±1	39	25	19	10	6	±2	2.2	±0.1	
E5 – E7	99	±1	39	26	19	10	6	±2	2.2	±0.1	
E8 – E9	100	±1	44	25	17	9	5	±4	2.1	±0.1	
Officers	99	±1	39	24	16	13	8	±2	2.3	±0.1	
O1 – O3	99	±1	40	24	15	12	8	±4	2.2	±0.1	
O4 – O6	99	±1	39	24	17	13	7	±3	2.3	±0.1	
W1 – W5	99	±2	36	25	18	14	7	±6	2.3	±0.2	
Reserve Unit	99	±1	41	26	19	9	6	±2	2.1	±0.1	
AGR/FTS/AR	99	±1	39	22	17	13	10	±3	2.3	±0.1	
IMA	99	±1	36	25	17	12	9	±5	2.3	±0.2	
Not Activated Past 12 Months	99	±1	41	26	19	9	6	±2	2.1	±0.1	
Activated Past 12 Months	100	±1	40	25	18	10	6	±3	2.2	±0.1	
Not Deployed Past 12 Months	99	±1	41	25	18	9	6	±2	2.1	±0.1	
Deployed Past 12 Months	99	±1	39	26	18	11	6	±4	2.2	±0.1	
Non-Hispanic White	99	±1	40	25	18	10	6	±2	2.2	±0.1	
Total Minority	99	±1	41	27	19	8	6	±2	2.1	±0.1	
Non-Hispanic Black	99	±1	43	28	16	7	5	±4	2.0	±0.1	
Hispanic	99	±1	42	26	19	8	6	±4	2.1	±0.1	
FEMALES	99	±1	44	24	16	9	6	±2	2.1	±0.1	
Enlisted	99	±1	45	25	16	8	6	±2	2.1	±0.1	
E1 – E4	99	±1	45	26	16	7	6	±3	2.0	±0.1	
E5 – E9	99	±1	45	24	16	9	7	±2	2.1	±0.1	
Officers	99	±1	41	23	16	13	7	±3	2.2	±0.1	
O1 – O3	99	±1	41	25	14	12	8	±4	2.2	±0.1	
O4 – O6	99	±1	42	21	17	14	6	±4	2.2	±0.1	
Reserve Unit	99	±1	44	25	16	8	6	±2	2.1	±0.1	
AGR/FTS/AR	99	±1	44	20	17	11	8	±4	2.2	±0.1	
IMA	99	±2	42	27	15	11	5	±6	2.1	±0.2	
Non-Hispanic White	99	±1	44	23	15	10	7	±2	2.1	±0.1	
Total Minority	98	±1	44	26	17	7	6	±3	2.0	±0.1	
ARNG	98	±1	46	24	17	8	6	±3	2.0	±0.1	
Enlisted	98	±1	46	24	16	8	5	±3	2.0	±0.1	
Officers	98	±2	41	21	19	11	8	±7	2.2	±0.2	
USAR	99	±1	43	24	17	9	7	±3	2.1	±0.1	
Enlisted	99	±1	43	24	18	8	7	±3	2.1	±0.1	
Officers	99	±1	43	26	13	12	6	±6	2.1	±0.2	

Note. Percent responding are Reserve members who answered the question.

2012 Workplace and Gender Relations Survey of Reserve Component Members

53f. Continued	Percent Responding		Percentages					Max ME	Average Agreement		
			1	2	3	4	5				
USNR	100	±1	42	25	18	9	6	±5	2.1	±0.2	
Enlisted	100	±1	42	25	18	7	7	±6	2.1	±0.2	
Officers	99	±1	38	25	15	17	5	±6	2.3	±0.2	
USMCR	98	±3	37	30	13	12	7	±9	2.2	±0.3	
Enlisted	98	±3	39	30	12	12	7	±10	2.2	±0.3	
Officers	98	±4	25	31	19	15	9	±11	2.5	±0.3	
ANG	99	±1	46	25	16	8	6	±4	2.0	±0.1	
Enlisted	99	±1	46	25	15	8	6	±4	2.0	±0.1	
Officers	99	±1	42	20	19	12	7	±6	2.2	±0.2	
USAFR	99	±1	45	26	14	10	6	±4	2.1	±0.1	
Enlisted	99	±1	46	27	13	9	5	±5	2.0	±0.2	
Officers	99	±2	40	21	17	15	7	±6	2.3	±0.2	
MALES	99	±1	40	26	19	10	6	±2	2.2	±0.1	
Enlisted	99	±1	40	26	19	9	6	±2	2.1	±0.1	
E1 - E4	99	±1	42	26	20	8	5	±3	2.1	±0.1	
E5 - E9	99	±1	38	26	19	11	6	±2	2.2	±0.1	
Officers	99	±1	39	24	16	13	8	±3	2.3	±0.1	
O1 - O3	99	±1	40	24	15	12	8	±5	2.2	±0.2	
O4 - O6	99	±1	38	24	17	13	7	±4	2.3	±0.1	
Reserve Unit	99	±1	40	26	19	9	5	±2	2.1	±0.1	
AGR/FTS/AR	99	±1	37	22	17	13	11	±4	2.4	±0.1	
IMA	99	±2	35	24	18	13	11	±6	2.4	±0.2	
Non-Hispanic White	99	±1	40	25	19	10	6	±2	2.2	±0.1	
Total Minority	99	±1	40	27	19	8	6	±3	2.1	±0.1	
ARNG	99	±1	39	26	19	11	6	±3	2.2	±0.1	
Enlisted	99	±1	39	26	19	10	6	±3	2.2	±0.1	
Officers	100	±1	38	24	16	15	7	±5	2.3	±0.2	
USAR	100	±1	40	28	18	9	6	±3	2.1	±0.1	
Enlisted	100	±1	40	28	19	8	5	±4	2.1	±0.1	
Officers	99	±1	40	26	15	11	9	±5	2.2	±0.2	
USNR	99	±1	38	26	19	10	7	±5	2.2	±0.2	
Enlisted	99	±1	38	27	20	9	6	±6	2.2	±0.2	
Officers	99	±2	41	24	14	11	11	±6	2.3	±0.2	
USMCR	99	±1	40	21	22	10	6	±7	2.2	±0.2	
Enlisted	99	±2	41	20	23	10	6	±7	2.2	±0.2	
Officers	99	±1	39	25	12	15	8	±8	2.3	±0.2	
ANG	99	±1	42	26	18	9	5	±4	2.1	±0.1	
Enlisted	99	±1	43	25	19	9	5	±4	2.1	±0.1	
Officers	99	±2	37	28	17	13	5	±7	2.2	±0.2	
USAFR	99	±1	40	25	21	8	7	±5	2.2	±0.1	
Enlisted	99	±2	40	26	20	7	6	±5	2.1	±0.2	
Officers	98	±2	39	19	23	10	10	±7	2.3	±0.2	
USCGR	100	±1	40	29	19	8	5	±4	2.1	±0.1	
Enlisted	100	±1	41	29	19	8	4	±4	2.0	±0.1	
E1 - E4	99	±1	36	33	22	5	4	±5	2.1	±0.2	
E5 - E9	100	±1	44	27	16	9	4	±6	2.0	±0.2	
Officers	100	±1	37	25	19	12	8	±4	2.3	±0.1	
O1 - O3	100	±1	37	24	20	12	7	±5	2.3	±0.2	
O4 - O6	100	±1	36	26	16	12	10	±6	2.3	±0.2	
Females	99	±1	47	24	13	11	5	±4	2.0	±0.1	
Enlisted	99	±1	49	24	12	10	4	±5	2.0	±0.2	
Officers	99	±2	38	25	17	12	8	±6	2.3	±0.2	
Males	100	±1	39	29	20	8	4	±4	2.1	±0.1	
Enlisted	100	±1	39	30	20	7	4	±5	2.1	±0.2	
Officers	100	±1	37	25	19	12	7	±4	2.3	±0.2	

2012 Workplace and Gender Relations Survey of Reserve Component Members

53. How much do you agree or disagree with the following statements that might affect your decision to receive mental health counseling or service if you ever had a problem?

g. My coworkers might have less confidence in me.

- | | | |
|----------------------|-------------------|-------------------------------|
| 1. Strongly disagree | 2. Disagree | 3. Neither agree nor disagree |
| 4. Agree | 5. Strongly agree | |

	Percent Responding		Percentages					Max ME	Average Agreement		Progress Bar
			1	2	3	4	5				
TOTAL DOD	100	±1	35	26	20	14	5	±2	2.3	±0.1	
ARNG	99	±1	35	25	20	14	5	±2	2.3	±0.1	
USAR	100	±1	34	28	20	12	6	±3	2.3	±0.1	
USNR	100	±1	34	25	22	14	5	±4	2.3	±0.1	
USMCR	100	±1	33	23	20	18	6	±6	2.4	±0.2	
ANG	100	±1	36	25	21	14	4	±3	2.3	±0.1	
USAFR	99	±1	35	27	21	12	5	±4	2.2	±0.1	
Enlisted	100	±1	35	26	21	13	5	±2	2.3	±0.1	
E1 – E4	99	±1	37	26	20	11	5	±3	2.2	±0.1	
E1 – E3	100	±1	40	23	21	11	5	±4	2.2	±0.1	
E4	99	±1	36	27	20	12	5	±3	2.2	±0.1	
E5 – E9	100	±1	33	27	21	14	5	±2	2.3	±0.1	
E5 – E7	100	±1	33	27	21	14	5	±2	2.3	±0.1	
E8 – E9	99	±1	36	25	21	14	4	±4	2.3	±0.1	
Officers	100	±1	31	25	18	20	6	±2	2.4	±0.1	
O1 – O3	100	±1	33	23	17	19	7	±4	2.4	±0.1	
O4 – O6	100	±1	30	25	19	21	5	±3	2.5	±0.1	
W1 – W5	99	±1	30	29	19	17	5	±6	2.4	±0.2	
Reserve Unit	100	±1	35	26	20	13	5	±2	2.3	±0.1	
AGR/FTS/AR	100	±1	33	22	20	17	7	±3	2.4	±0.1	
IMA	100	±1	29	25	19	19	7	±5	2.5	±0.2	
Not Activated Past 12 Months	100	±1	34	26	20	14	5	±2	2.3	±0.1	
Activated Past 12 Months	100	±1	35	25	20	14	6	±3	2.3	±0.1	
Not Deployed Past 12 Months	100	±1	35	26	20	14	5	±2	2.3	±0.1	
Deployed Past 12 Months	100	±1	34	25	21	15	5	±3	2.3	±0.1	
Non-Hispanic White	100	±1	34	26	20	15	5	±2	2.3	±0.1	
Total Minority	99	±1	36	27	21	11	5	±2	2.2	±0.1	
Non-Hispanic Black	99	±1	38	29	19	9	5	±3	2.1	±0.1	
Hispanic	99	±1	36	26	21	12	6	±4	2.2	±0.1	
FEMALES	99	±1	39	26	18	12	5	±2	2.2	±0.1	
Enlisted	99	±1	40	26	18	11	5	±2	2.2	±0.1	
E1 – E4	100	±1	40	26	18	10	5	±3	2.1	±0.1	
E5 – E9	99	±1	40	25	18	12	5	±2	2.2	±0.1	
Officers	99	±1	33	25	17	19	6	±3	2.4	±0.1	
O1 – O3	99	±1	34	26	16	17	7	±4	2.4	±0.1	
O4 – O6	100	±1	33	23	16	22	5	±4	2.4	±0.1	
Reserve Unit	100	±1	39	26	18	12	5	±2	2.2	±0.1	
AGR/FTS/AR	99	±1	36	22	19	15	7	±4	2.3	±0.1	
IMA	99	±2	36	25	18	17	5	±6	2.3	±0.2	
Non-Hispanic White	100	±1	38	25	17	14	6	±2	2.2	±0.1	
Total Minority	99	±1	40	27	19	10	5	±3	2.1	±0.1	
ARNG	99	±1	40	25	18	12	6	±3	2.2	±0.1	
Enlisted	99	±1	40	25	19	11	5	±3	2.2	±0.1	
Officers	99	±2	35	21	16	20	8	±6	2.4	±0.2	
USAR	100	±1	37	26	18	12	6	±3	2.2	±0.1	
Enlisted	100	±1	38	26	19	11	6	±3	2.2	±0.1	
Officers	99	±1	33	28	17	17	5	±6	2.3	±0.2	

Note. Percent responding are Reserve members who answered the question.

2012 Workplace and Gender Relations Survey of Reserve Component Members

53g. Continued	Percent Responding		Percentages					Max ME	Average Agreement		
			1	2	3	4	5				
USNR	100	±0	38	26	17	15	4	±5	2.2	±0.2	
Enlisted	100	±0	40	26	18	13	4	±6	2.2	±0.2	
Officers	100	±0	30	29	15	20	6	±6	2.4	±0.2	
USMCR	99	±2	26	30	22	15	7	±9	2.5	±0.2	
Enlisted	99	±3	26	33	22	12	7	±10	2.4	±0.3	
Officers	97	±4	22	17	23	29	9	±11	2.8	±0.3	
ANG	100	±1	41	25	16	13	5	±4	2.2	±0.1	
Enlisted	100	±1	43	25	16	12	5	±4	2.1	±0.1	
Officers	100	±1	31	24	19	19	6	±6	2.4	±0.2	
USAFR	99	±1	41	27	17	11	4	±4	2.1	±0.1	
Enlisted	99	±1	43	28	18	8	3	±5	2.0	±0.1	
Officers	100	±1	36	23	17	19	5	±5	2.3	±0.2	
MALES	100	±1	34	26	21	14	5	±2	2.3	±0.1	
Enlisted	100	±1	34	26	21	13	5	±2	2.3	±0.1	
E1 - E4	99	±1	37	25	21	12	5	±3	2.2	±0.1	
E5 - E9	100	±1	32	27	22	14	5	±2	2.3	±0.1	
Officers	100	±1	31	24	18	20	6	±3	2.5	±0.1	
O1 - O3	100	±0	33	22	17	20	7	±4	2.5	±0.2	
O4 - O6	100	±1	29	26	19	21	5	±4	2.5	±0.1	
Reserve Unit	100	±1	34	27	21	14	5	±2	2.3	±0.1	
AGR/FTS/AR	100	±1	32	22	21	18	7	±4	2.5	±0.1	
IMA	100	±0	28	25	20	20	8	±6	2.6	±0.2	
Non-Hispanic White	100	±1	33	26	21	15	5	±2	2.3	±0.1	
Total Minority	99	±1	35	27	22	11	6	±3	2.3	±0.1	
ARNG	99	±1	34	25	21	15	5	±3	2.3	±0.1	
Enlisted	99	±1	34	26	21	14	5	±3	2.3	±0.1	
Officers	100	±1	31	23	19	21	6	±5	2.5	±0.2	
USAR	100	±1	33	29	20	12	6	±3	2.3	±0.1	
Enlisted	100	±1	34	29	21	11	5	±4	2.2	±0.1	
Officers	100	±1	33	27	16	17	7	±5	2.4	±0.2	
USNR	100	±1	32	25	23	14	6	±5	2.4	±0.2	
Enlisted	99	±1	33	26	25	11	5	±6	2.3	±0.2	
Officers	100	±0	30	22	20	21	7	±6	2.5	±0.2	
USMCR	100	±1	33	23	20	18	6	±6	2.4	±0.2	
Enlisted	100	±0	33	23	20	18	6	±7	2.4	±0.2	
Officers	100	±1	32	23	16	22	6	±8	2.5	±0.2	
ANG	100	±1	34	25	22	15	4	±3	2.3	±0.1	
Enlisted	100	±1	35	25	22	14	5	±4	2.3	±0.1	
Officers	99	±1	31	24	20	21	3	±6	2.4	±0.2	
USAFR	100	±1	33	27	22	12	6	±4	2.3	±0.1	
Enlisted	99	±1	35	27	22	10	6	±5	2.2	±0.2	
Officers	100	±0	27	27	20	20	6	±7	2.5	±0.2	
USCGR	100	±1	35	27	22	12	4	±4	2.2	±0.1	
Enlisted	100	±1	36	27	23	11	3	±4	2.2	±0.1	
E1 - E4	100	±1	35	27	25	10	3	±5	2.2	±0.2	
E5 - E9	100	±1	37	28	21	11	3	±6	2.2	±0.2	
Officers	100	±1	29	27	19	20	6	±4	2.5	±0.1	
O1 - O3	100	±0	28	28	19	19	6	±5	2.5	±0.2	
O4 - O6	100	±1	28	25	17	23	7	±6	2.5	±0.2	
Females	100	±1	42	24	15	14	4	±4	2.1	±0.1	
Enlisted	100	±0	45	24	15	14	3	±5	2.1	±0.2	
Officers	99	±2	32	24	19	18	8	±6	2.4	±0.2	
Males	100	±1	33	28	23	12	4	±4	2.2	±0.1	
Enlisted	100	±1	34	28	24	10	3	±5	2.2	±0.2	
Officers	100	±0	28	27	19	21	6	±4	2.5	±0.2	

53. How much do you agree or disagree with the following statements that might affect your decision to receive mental health counseling or service if you ever had a problem?

h. My leaders might treat me differently.

1. Strongly disagree 2. Disagree 3. Neither agree nor disagree
 4. Agree 5. Strongly agree

	Percent Responding		Percentages					Max ME	Average Agreement		
			1	2	3	4	5				
TOTAL DOD	100	±1	34	24	20	16	6	±2	2.4	±0.1	
ARNG	100	±1	34	24	19	16	7	±2	2.4	±0.1	
USAR	100	±1	33	26	20	15	6	±3	2.3	±0.1	
USNR	100	±1	32	24	22	15	7	±4	2.4	±0.1	
USMCR	100	±1	33	22	20	19	6	±6	2.4	±0.2	
ANG	99	±1	35	24	19	17	6	±3	2.3	±0.1	
USAFR	99	±1	34	25	20	15	6	±4	2.3	±0.1	
Enlisted	100	±1	34	25	20	15	6	±2	2.3	±0.1	
E1 – E4	100	±1	37	24	20	13	6	±3	2.3	±0.1	
E1 – E3	100	±1	39	24	19	12	5	±4	2.2	±0.1	
E4	100	±1	35	24	21	13	6	±3	2.3	±0.1	
E5 – E9	100	±1	32	25	20	17	7	±2	2.4	±0.1	
E5 – E7	100	±1	32	25	20	16	7	±2	2.4	±0.1	
E8 – E9	100	±1	34	24	20	17	6	±4	2.4	±0.1	
Officers	100	±1	30	23	19	21	7	±2	2.5	±0.1	
O1 – O3	100	±1	32	22	19	19	8	±4	2.5	±0.1	
O4 – O6	99	±1	29	23	19	23	6	±3	2.5	±0.1	
W1 – W5	99	±1	27	29	18	20	6	±6	2.5	±0.2	
Reserve Unit	100	±1	34	25	20	15	6	±2	2.3	±0.1	
AGR/FTS/AR	100	±1	30	21	18	20	10	±3	2.6	±0.1	
IMA	100	±1	29	23	19	20	8	±5	2.6	±0.2	
Not Activated Past 12 Months	100	±1	33	25	20	16	6	±2	2.4	±0.1	
Activated Past 12 Months	100	±1	34	24	20	15	7	±3	2.4	±0.1	
Not Deployed Past 12 Months	100	±1	34	25	19	16	6	±2	2.4	±0.1	
Deployed Past 12 Months	100	±1	32	23	21	17	6	±3	2.4	±0.1	
Non-Hispanic White	100	±1	33	24	20	17	6	±2	2.4	±0.1	
Total Minority	100	±1	34	26	20	13	6	±2	2.3	±0.1	
Non-Hispanic Black	100	±1	36	27	19	13	6	±3	2.2	±0.1	
Hispanic	100	±1	35	25	20	13	6	±4	2.3	±0.1	
FEMALES	99	±1	37	23	18	15	8	±2	2.3	±0.1	
Enlisted	100	±1	38	23	18	13	7	±2	2.3	±0.1	
E1 – E4	100	±1	38	24	18	13	7	±3	2.3	±0.1	
E5 – E9	99	±1	37	23	18	14	8	±2	2.3	±0.1	
Officers	99	±1	30	23	17	20	9	±3	2.5	±0.1	
O1 – O3	99	±1	31	25	17	18	9	±4	2.5	±0.2	
O4 – O6	99	±1	30	21	17	23	8	±4	2.6	±0.1	
Reserve Unit	99	±1	37	24	18	14	7	±2	2.3	±0.1	
AGR/FTS/AR	100	±1	33	20	19	18	10	±4	2.5	±0.1	
IMA	99	±2	34	22	17	21	6	±6	2.4	±0.2	
Non-Hispanic White	100	±1	36	23	16	16	9	±2	2.4	±0.1	
Total Minority	99	±1	37	25	19	12	7	±3	2.3	±0.1	
ARNG	99	±1	37	22	19	14	8	±3	2.3	±0.1	
Enlisted	99	±1	38	22	19	13	8	±3	2.3	±0.1	
Officers	99	±2	32	20	17	23	8	±6	2.6	±0.2	
USAR	100	±1	35	24	18	15	9	±3	2.4	±0.1	
Enlisted	100	±1	36	23	18	14	9	±3	2.4	±0.1	
Officers	99	±1	30	26	17	17	9	±5	2.5	±0.2	

Note. Percent responding are Reserve members who answered the question.

2012 Workplace and Gender Relations Survey of Reserve Component Members

53h. Continued	Percent Responding		Percentages					Max ME	Average Agreement		
			1	2	3	4	5				
USNR	100	±1	35	25	19	16	6	±5	2.3	±0.2	
Enlisted	100	±1	37	25	20	14	5	±6	2.3	±0.2	
Officers	100	±1	30	24	14	24	8	±6	2.6	±0.2	
USMCR	98	±2	25	27	19	20	10	±8	2.6	±0.3	
Enlisted	99	±3	27	28	18	18	9	±10	2.5	±0.3	
Officers	95	±5	18	20	20	29	14	±11	3.0	±0.3	
ANG	99	±1	39	24	16	14	6	±4	2.3	±0.1	
Enlisted	99	±1	41	24	16	13	6	±4	2.2	±0.1	
Officers	100	±0	28	22	22	21	8	±6	2.6	±0.2	
USAFR	99	±1	39	25	15	15	6	±4	2.2	±0.1	
Enlisted	99	±1	41	26	15	14	5	±5	2.2	±0.2	
Officers	99	±1	31	23	15	22	8	±5	2.5	±0.2	
MALES	100	±1	33	25	20	16	6	±2	2.4	±0.1	
Enlisted	100	±1	33	25	20	15	6	±2	2.4	±0.1	
E1 - E4	100	±1	36	24	21	13	5	±3	2.3	±0.1	
E5 - E9	100	±1	31	25	20	17	7	±2	2.4	±0.1	
Officers	100	±1	30	23	19	21	7	±3	2.5	±0.1	
O1 - O3	100	±1	33	21	19	19	8	±4	2.5	±0.2	
O4 - O6	99	±1	29	24	19	23	6	±4	2.5	±0.1	
Reserve Unit	100	±1	33	25	20	16	6	±2	2.4	±0.1	
AGR/FTS/AR	100	±1	30	21	18	21	10	±4	2.6	±0.1	
IMA	100	±0	28	24	20	20	9	±6	2.6	±0.2	
Non-Hispanic White	100	±1	33	24	20	17	6	±2	2.4	±0.1	
Total Minority	100	±1	33	26	20	14	6	±3	2.3	±0.1	
ARNG	100	±1	33	25	19	16	7	±3	2.4	±0.1	
Enlisted	100	±1	34	25	19	15	7	±3	2.4	±0.1	
Officers	100	±1	30	23	20	21	7	±5	2.5	±0.2	
USAR	100	±1	33	26	21	15	5	±3	2.3	±0.1	
Enlisted	100	±1	33	27	22	14	5	±4	2.3	±0.1	
Officers	100	±1	32	25	17	19	6	±5	2.4	±0.2	
USNR	100	±1	31	24	23	15	7	±5	2.4	±0.2	
Enlisted	100	±1	31	25	24	13	7	±6	2.4	±0.2	
Officers	99	±1	32	20	19	20	8	±6	2.5	±0.2	
USMCR	100	±1	33	22	20	19	6	±7	2.4	±0.2	
Enlisted	100	±1	33	22	20	19	6	±7	2.4	±0.2	
Officers	99	±1	32	21	19	22	7	±8	2.5	±0.2	
ANG	99	±1	34	24	19	18	5	±3	2.4	±0.1	
Enlisted	100	±1	35	23	20	17	6	±4	2.4	±0.1	
Officers	99	±2	30	26	18	22	4	±6	2.4	±0.2	
USAFR	99	±1	32	25	21	15	7	±4	2.4	±0.1	
Enlisted	99	±1	33	26	22	13	6	±5	2.3	±0.2	
Officers	99	±2	28	22	20	21	9	±7	2.6	±0.2	
USCGR	100	±1	34	27	21	13	4	±4	2.3	±0.1	
Enlisted	100	±1	35	28	22	11	3	±4	2.2	±0.1	
E1 - E4	100	±1	34	30	23	10	3	±5	2.2	±0.2	
E5 - E9	100	±1	36	27	21	12	4	±6	2.2	±0.2	
Officers	100	±1	28	24	18	23	7	±4	2.5	±0.1	
O1 - O3	100	±0	28	23	19	23	7	±5	2.6	±0.2	
O4 - O6	99	±2	27	24	18	24	7	±6	2.6	±0.2	
Females	99	±1	41	24	15	15	5	±4	2.2	±0.1	
Enlisted	100	±1	44	24	14	14	4	±5	2.1	±0.2	
Officers	99	±2	31	24	18	19	8	±6	2.5	±0.2	
Males	100	±1	33	28	22	13	4	±4	2.3	±0.1	
Enlisted	100	±1	34	29	23	11	3	±5	2.2	±0.2	
Officers	100	±1	28	24	18	23	6	±4	2.6	±0.2	

53. How much do you agree or disagree with the following statements that might affect your decision to receive mental health counseling or service if you ever had a problem?

i. My leaders would blame me for the problem.

1. Strongly disagree
4. Agree

2. Disagree
5. Strongly agree

3. Neither agree nor disagree

	Percent Responding		Percentages					Max ME	Average Agreement		
			1	2	3	4	5				
TOTAL DOD	99	±1	40	30	20	6	4	±2	2.0	±0.1	
ARNG	99	±1	40	30	20	7	4	±2	2.1	±0.1	
USAR	100	±1	39	32	20	6	3	±3	2.0	±0.1	
USNR	99	±1	39	28	23	7	4	±4	2.1	±0.1	
USMCR	100	±1	40	27	23	8	2	±6	2.1	±0.2	
ANG	99	±1	42	30	21	5	3	±3	2.0	±0.1	
USAFR	99	±1	43	31	20	4	3	±4	1.9	±0.1	
Enlisted	99	±1	40	30	20	6	4	±2	2.0	±0.1	
E1 – E4	99	±1	42	29	20	5	4	±3	2.0	±0.1	
E1 – E3	100	±1	44	28	20	5	3	±4	2.0	±0.1	
E4	99	±1	41	30	20	5	4	±3	2.0	±0.1	
E5 – E9	99	±1	38	30	21	7	4	±2	2.1	±0.1	
E5 – E7	99	±1	38	30	21	7	4	±2	2.1	±0.1	
E8 – E9	99	±1	41	30	20	6	3	±4	2.0	±0.1	
Officers	99	±1	40	31	20	6	3	±2	2.0	±0.1	
O1 – O3	99	±1	41	30	19	6	4	±4	2.0	±0.1	
O4 – O6	99	±1	40	31	20	6	3	±3	2.0	±0.1	
W1 – W5	100	±1	37	33	21	7	2	±6	2.0	±0.2	
Reserve Unit	99	±1	40	30	20	6	3	±2	2.0	±0.1	
AGR/FTS/AR	99	±1	38	27	22	7	6	±3	2.2	±0.1	
IMA	99	±2	41	29	20	7	3	±5	2.0	±0.1	
Not Activated Past 12 Months	99	±1	40	30	21	6	4	±2	2.0	±0.1	
Activated Past 12 Months	100	±1	40	29	20	7	4	±3	2.1	±0.1	
Not Deployed Past 12 Months	99	±1	40	30	20	6	4	±2	2.0	±0.1	
Deployed Past 12 Months	99	±1	39	30	20	7	4	±4	2.1	±0.1	
Non-Hispanic White	99	±1	40	30	20	6	4	±2	2.0	±0.1	
Total Minority	99	±1	40	30	20	6	4	±2	2.0	±0.1	
Non-Hispanic Black	99	±1	41	31	19	5	3	±4	2.0	±0.1	
Hispanic	99	±1	42	29	19	5	4	±4	2.0	±0.1	
FEMALES	99	±1	43	28	18	6	5	±2	2.0	±0.1	
Enlisted	99	±1	43	28	18	6	5	±2	2.0	±0.1	
E1 – E4	99	±1	44	28	17	5	5	±3	2.0	±0.1	
E5 – E9	99	±1	42	28	19	6	5	±2	2.0	±0.1	
Officers	99	±1	39	30	19	8	4	±3	2.1	±0.1	
O1 – O3	99	±1	39	31	18	8	4	±4	2.1	±0.1	
O4 – O6	99	±1	40	28	20	7	5	±4	2.1	±0.1	
Reserve Unit	99	±1	43	29	18	6	5	±2	2.0	±0.1	
AGR/FTS/AR	99	±1	39	25	21	8	7	±4	2.2	±0.1	
IMA	98	±2	43	31	17	5	4	±6	2.0	±0.2	
Non-Hispanic White	100	±1	42	28	18	6	5	±2	2.0	±0.1	
Total Minority	99	±1	43	29	19	5	4	±3	2.0	±0.1	
ARNG	99	±1	43	27	19	6	6	±3	2.0	±0.1	
Enlisted	99	±1	43	27	19	5	6	±3	2.0	±0.1	
Officers	99	±2	38	29	18	10	5	±6	2.2	±0.2	
USAR	99	±1	40	28	19	7	6	±3	2.1	±0.1	
Enlisted	99	±1	41	27	18	7	6	±3	2.1	±0.1	
Officers	99	±1	38	32	19	8	3	±6	2.1	±0.2	

Note. Percent responding are Reserve members who answered the question.

2012 Workplace and Gender Relations Survey of Reserve Component Members

53i. Continued	Percent Responding		Percentages					Max ME	Average Agreement		
			1	2	3	4	5				
USNR	99	±2	42	27	23	5	3	±5	2.0	±0.2	
Enlisted	99	±2	42	27	23	5	2	±6	2.0	±0.2	
Officers	99	±1	39	29	22	7	4	±6	2.1	±0.2	
USMCR	98	±2	32	40	17	6	6	±9	2.1	±0.2	
Enlisted	98	±3	31	42	17	5	5	±10	2.1	±0.2	
Officers	97	±4	34	30	16	12	8	±11	2.3	±0.3	
ANG	99	±1	46	28	16	5	4	±4	1.9	±0.1	
Enlisted	99	±1	47	28	16	5	4	±4	1.9	±0.1	
Officers	98	±3	41	28	20	6	5	±6	2.1	±0.2	
USAFR	99	±1	46	31	16	4	3	±4	1.9	±0.1	
Enlisted	99	±1	47	31	15	4	3	±5	1.8	±0.1	
Officers	99	±1	43	29	17	5	6	±6	2.0	±0.2	
MALES	99	±1	40	30	21	6	3	±2	2.0	±0.1	
Enlisted	99	±1	39	30	21	6	3	±2	2.0	±0.1	
E1 - E4	100	±1	42	29	20	5	3	±3	2.0	±0.1	
E5 - E9	99	±1	37	31	22	7	4	±2	2.1	±0.1	
Officers	100	±1	40	31	20	5	3	±3	2.0	±0.1	
O1 - O3	100	±1	42	30	19	5	4	±5	2.0	±0.1	
O4 - O6	99	±1	40	31	20	6	3	±4	2.0	±0.1	
Reserve Unit	99	±1	40	31	21	6	3	±2	2.0	±0.1	
AGR/FTS/AR	99	±1	38	27	22	7	5	±4	2.1	±0.1	
IMA	99	±2	40	29	21	8	2	±6	2.0	±0.2	
Non-Hispanic White	99	±1	40	30	21	6	3	±2	2.0	±0.1	
Total Minority	99	±1	39	31	21	6	4	±3	2.0	±0.1	
ARNG	99	±1	39	30	20	7	4	±3	2.1	±0.1	
Enlisted	99	±1	39	30	20	7	4	±3	2.1	±0.1	
Officers	99	±1	39	31	20	7	3	±5	2.0	±0.1	
USAR	100	±1	39	33	21	5	3	±3	2.0	±0.1	
Enlisted	100	±1	38	33	21	5	3	±4	2.0	±0.1	
Officers	100	±1	40	32	19	5	3	±5	2.0	±0.1	
USNR	99	±1	38	28	23	7	4	±5	2.1	±0.1	
Enlisted	99	±1	37	28	24	7	4	±6	2.1	±0.2	
Officers	99	±1	42	28	20	6	4	±6	2.0	±0.2	
USMCR	100	±1	40	26	23	9	2	±7	2.1	±0.2	
Enlisted	100	±1	39	26	23	9	2	±7	2.1	±0.2	
Officers	100	±1	47	26	18	5	4	±7	1.9	±0.2	
ANG	99	±1	41	30	21	4	3	±3	2.0	±0.1	
Enlisted	99	±1	41	30	21	5	3	±4	2.0	±0.1	
Officers	100	±1	41	32	22	3	2	±7	1.9	±0.2	
USAFR	99	±1	41	31	21	4	3	±5	2.0	±0.1	
Enlisted	99	±1	41	31	22	3	4	±5	2.0	±0.1	
Officers	100	±1	43	30	19	4	3	±7	1.9	±0.2	
USCGR	100	±1	38	33	22	5	2	±4	2.0	±0.1	
Enlisted	100	±1	39	33	22	5	1	±4	2.0	±0.1	
E1 - E4	100	±1	39	32	23	5	1	±5	2.0	±0.1	
E5 - E9	100	±0	39	33	22	4	1	±6	2.0	±0.2	
Officers	99	±1	37	34	19	7	3	±4	2.0	±0.1	
O1 - O3	100	±1	36	34	20	8	2	±5	2.1	±0.1	
O4 - O6	99	±2	39	34	16	6	4	±7	2.0	±0.2	
Females	100	±1	47	29	18	5	2	±4	1.9	±0.1	
Enlisted	100	±0	48	29	17	4	1	±5	1.8	±0.1	
Officers	99	±2	41	28	21	7	3	±6	2.0	±0.2	
Males	100	±1	37	34	23	5	2	±4	2.0	±0.1	
Enlisted	100	±1	37	34	23	5	1	±5	2.0	±0.1	
Officers	100	±1	36	35	19	7	3	±4	2.0	±0.1	

2012 Workplace and Gender Relations Survey of Reserve Component Members

53. How much do you agree or disagree with the following statements that might affect your decision to receive mental health counseling or service if you ever had a problem?

j. I would be seen as weak.

1. Strongly disagree
4. Agree

2. Disagree
5. Strongly agree

3. Neither agree nor disagree

	Percent Responding		Percentages					Max ME	Average Agreement		
			1	2	3	4	5				
TOTAL DOD	99	±1	35	25	19	14	6	±2	2.3	±0.1	
ARNG	99	±1	35	25	19	14	7	±2	2.3	±0.1	
USAR	99	±1	35	27	19	13	6	±3	2.3	±0.1	
USNR	99	±1	35	24	21	14	6	±4	2.3	±0.1	
USMCR	100	±1	35	21	20	17	6	±6	2.4	±0.2	
ANG	100	±1	37	26	19	14	4	±3	2.2	±0.1	
USAFR	99	±1	36	26	20	11	6	±4	2.3	±0.1	
Enlisted	99	±1	36	25	20	13	6	±2	2.3	±0.1	
E1 – E4	99	±1	38	24	20	12	7	±3	2.2	±0.1	
E1 – E3	99	±1	41	22	19	12	6	±4	2.2	±0.1	
E4	99	±1	36	25	21	12	7	±3	2.3	±0.1	
E5 – E9	100	±1	34	27	20	14	6	±2	2.3	±0.1	
E5 – E7	100	±1	33	27	20	14	6	±2	2.3	±0.1	
E8 – E9	99	±1	36	27	18	14	5	±4	2.2	±0.1	
Officers	99	±1	33	25	18	18	6	±2	2.4	±0.1	
O1 – O3	99	±1	34	23	18	18	7	±4	2.4	±0.1	
O4 – O6	99	±1	32	26	18	19	5	±3	2.4	±0.1	
W1 – W5	99	±1	30	30	20	16	5	±6	2.4	±0.2	
Reserve Unit	99	±1	35	26	19	13	6	±2	2.3	±0.1	
AGR/FTS/AR	99	±1	33	22	19	17	9	±3	2.5	±0.1	
IMA	99	±1	33	25	19	17	6	±5	2.4	±0.2	
Not Activated Past 12 Months	99	±1	35	25	19	14	6	±2	2.3	±0.1	
Activated Past 12 Months	99	±1	34	25	19	14	7	±3	2.3	±0.1	
Not Deployed Past 12 Months	99	±1	36	25	19	13	6	±2	2.3	±0.1	
Deployed Past 12 Months	99	±1	33	25	20	16	7	±3	2.4	±0.1	
Non-Hispanic White	99	±1	35	24	20	15	6	±2	2.3	±0.1	
Total Minority	99	±1	36	27	18	11	7	±2	2.3	±0.1	
Non-Hispanic Black	99	±1	38	28	18	10	6	±3	2.2	±0.1	
Hispanic	99	±1	37	26	18	12	7	±4	2.3	±0.1	
FEMALES	99	±1	38	24	18	14	7	±2	2.3	±0.1	
Enlisted	99	±1	39	23	18	13	7	±2	2.3	±0.1	
E1 – E4	99	±1	39	23	17	13	8	±3	2.3	±0.1	
E5 – E9	99	±1	39	24	18	13	7	±2	2.3	±0.1	
Officers	99	±1	33	24	17	19	7	±3	2.4	±0.1	
O1 – O3	99	±1	32	25	18	17	7	±4	2.4	±0.1	
O4 – O6	99	±1	32	24	16	20	7	±4	2.5	±0.1	
Reserve Unit	99	±1	38	24	17	13	7	±2	2.3	±0.1	
AGR/FTS/AR	99	±1	35	22	19	15	9	±4	2.4	±0.1	
IMA	98	±2	35	25	18	17	5	±6	2.3	±0.2	
Non-Hispanic White	100	±1	37	22	18	16	7	±2	2.3	±0.1	
Total Minority	99	±1	39	25	17	11	7	±3	2.2	±0.1	
ARNG	99	±1	38	22	18	14	8	±3	2.3	±0.1	
Enlisted	99	±1	38	22	18	13	8	±3	2.3	±0.1	
Officers	99	±2	34	18	18	22	8	±6	2.5	±0.2	
USAR	99	±1	36	24	17	14	9	±3	2.3	±0.1	
Enlisted	99	±1	37	23	17	14	9	±3	2.3	±0.1	
Officers	100	±1	32	28	17	16	6	±6	2.4	±0.2	

Note. Percent responding are Reserve members who answered the question.

2012 Workplace and Gender Relations Survey of Reserve Component Members

53j. Continued	Percent Responding		Percentages					Max ME	Average Agreement		
			1	2	3	4	5				
USNR	99	±2	38	24	19	13	6	±5	2.3	±0.2	
Enlisted	99	±2	39	24	19	11	7	±6	2.2	±0.2	
Officers	99	±1	32	25	18	20	6	±6	2.4	±0.2	
USMCR	96	±4	26	26	15	19	13	±8	2.7	±0.3	
Enlisted	97	±4	28	27	15	17	13	±10	2.6	±0.3	
Officers	95	±6	20	20	18	32	11	±11	2.9	±0.3	
ANG	100	±1	41	24	16	13	6	±4	2.2	±0.1	
Enlisted	100	±1	42	24	16	12	6	±4	2.2	±0.1	
Officers	99	±2	31	24	19	17	9	±6	2.5	±0.2	
USAFR	99	±1	41	26	17	12	5	±4	2.1	±0.1	
Enlisted	99	±1	43	26	17	11	4	±5	2.1	±0.1	
Officers	99	±2	34	25	16	18	7	±5	2.4	±0.2	
MALES	99	±1	35	26	20	14	6	±2	2.3	±0.1	
Enlisted	99	±1	35	26	20	13	6	±2	2.3	±0.1	
E1 - E4	99	±1	38	24	20	11	6	±3	2.2	±0.1	
E5 - E9	100	±1	32	27	20	14	6	±2	2.3	±0.1	
Officers	99	±1	33	25	18	18	6	±3	2.4	±0.1	
O1 - O3	99	±1	35	22	18	18	7	±4	2.4	±0.2	
O4 - O6	99	±1	32	26	18	19	4	±4	2.4	±0.1	
Reserve Unit	99	±1	35	26	20	13	6	±2	2.3	±0.1	
AGR/FTS/AR	99	±1	32	22	19	18	9	±4	2.5	±0.1	
IMA	99	±1	32	25	20	17	6	±6	2.4	±0.2	
Non-Hispanic White	99	±1	34	25	20	15	6	±2	2.3	±0.1	
Total Minority	100	±1	35	28	19	11	7	±3	2.3	±0.1	
ARNG	99	±1	35	25	19	14	7	±3	2.3	±0.1	
Enlisted	99	±1	35	25	19	13	7	±3	2.3	±0.1	
Officers	99	±1	32	25	18	19	7	±5	2.4	±0.2	
USAR	99	±1	34	28	20	12	5	±3	2.3	±0.1	
Enlisted	100	±1	34	29	20	11	5	±4	2.2	±0.1	
Officers	99	±2	34	26	19	16	6	±5	2.3	±0.2	
USNR	99	±1	34	24	22	15	6	±5	2.4	±0.2	
Enlisted	99	±1	34	24	22	14	6	±6	2.3	±0.2	
Officers	99	±1	33	23	20	18	5	±6	2.4	±0.2	
USMCR	100	±1	36	21	21	17	6	±7	2.4	±0.2	
Enlisted	100	±1	36	20	21	17	6	±7	2.4	±0.2	
Officers	99	±1	34	22	16	20	7	±8	2.4	±0.2	
ANG	100	±1	36	26	20	15	4	±3	2.2	±0.1	
Enlisted	100	±1	36	26	20	14	4	±4	2.2	±0.1	
Officers	100	±1	34	26	18	19	2	±6	2.3	±0.2	
USAFR	99	±1	34	26	22	11	7	±4	2.3	±0.1	
Enlisted	99	±1	35	26	23	9	7	±5	2.3	±0.2	
Officers	99	±1	33	25	19	18	6	±7	2.4	±0.2	
USCGR	100	±1	35	30	20	12	3	±4	2.2	±0.1	
Enlisted	100	±1	36	30	21	10	3	±4	2.1	±0.1	
E1 - E4	99	±1	35	27	25	11	3	±5	2.2	±0.2	
E5 - E9	100	±1	37	32	18	10	3	±6	2.1	±0.2	
Officers	100	±1	30	28	18	18	6	±4	2.4	±0.1	
O1 - O3	100	±0	29	28	20	18	6	±5	2.4	±0.2	
O4 - O6	100	±1	30	28	16	19	7	±6	2.5	±0.2	
Females	100	±1	43	23	18	13	3	±4	2.1	±0.1	
Enlisted	100	±1	46	23	18	11	2	±5	2.0	±0.2	
Officers	99	±2	32	24	19	20	6	±6	2.4	±0.2	
Males	100	±1	34	31	21	11	3	±4	2.2	±0.1	
Enlisted	100	±1	35	31	21	10	3	±5	2.2	±0.1	
Officers	100	±0	29	29	18	17	6	±4	2.4	±0.2	

53. How much do you agree or disagree with the following statements that might affect your decision to receive mental health counseling or service if you ever had a problem?

k. Mental health care doesn't work.

- 1. Strongly disagree
- 2. Disagree
- 3. Neither agree nor disagree
- 4. Agree
- 5. Strongly agree

	Percent Responding		Percentages					Max ME	Average Agreement		
			1	2	3	4	5				
TOTAL DOD	100	±1	40	30	23	4	2	±2	2.0	±0.1	
ARNG	99	±1	40	29	24	4	2	±2	2.0	±0.1	
USAR	100	±1	40	32	22	4	3	±3	2.0	±0.1	
USNR	100	±1	40	30	25	3	2	±4	2.0	±0.1	
USMCR	100	±1	37	29	25	7	2	±6	2.1	±0.2	
ANG	100	±1	43	30	22	2	2	±3	1.9	±0.1	
USAFR	99	±1	43	29	22	4	2	±4	1.9	±0.1	
Enlisted	100	±1	40	29	24	4	2	±2	2.0	±0.1	
E1 – E4	100	±1	41	28	24	4	3	±3	2.0	±0.1	
E1 – E3	100	±1	43	27	23	4	3	±4	2.0	±0.1	
E4	99	±1	39	29	25	4	3	±3	2.0	±0.1	
E5 – E9	99	±1	39	31	24	4	2	±2	2.0	±0.1	
E5 – E7	100	±1	39	31	25	4	2	±2	2.0	±0.1	
E8 – E9	99	±1	44	30	20	4	2	±4	1.9	±0.1	
Officers	99	±1	43	33	18	4	2	±2	1.9	±0.1	
O1 – O3	99	±1	45	31	17	4	2	±4	1.9	±0.1	
O4 – O6	100	±1	42	35	18	4	2	±3	1.9	±0.1	
W1 – W5	99	±2	36	35	23	3	3	±6	2.0	±0.2	
Reserve Unit	100	±1	40	30	23	4	2	±2	2.0	±0.1	
AGR/FTS/AR	99	±1	41	28	24	3	3	±3	2.0	±0.1	
IMA	99	±1	38	33	23	5	2	±5	2.0	±0.1	
Not Activated Past 12 Months	100	±1	41	30	23	4	2	±2	2.0	±0.1	
Activated Past 12 Months	99	±1	39	30	24	4	3	±3	2.0	±0.1	
Not Deployed Past 12 Months	99	±1	41	30	23	4	2	±2	2.0	±0.1	
Deployed Past 12 Months	100	±1	37	30	25	4	3	±3	2.1	±0.1	
Non-Hispanic White	100	±1	40	30	24	4	2	±2	2.0	±0.1	
Total Minority	99	±1	41	30	23	3	2	±2	2.0	±0.1	
Non-Hispanic Black	99	±1	42	31	21	2	3	±4	1.9	±0.1	
Hispanic	99	±1	43	29	23	3	2	±4	1.9	±0.1	
FEMALES	99	±1	45	29	20	3	2	±2	1.9	±0.1	
Enlisted	99	±1	45	28	21	3	2	±2	1.9	±0.1	
E1 – E4	99	±1	43	28	22	4	2	±3	1.9	±0.1	
E5 – E9	99	±1	47	29	20	3	2	±2	1.8	±0.1	
Officers	99	±1	48	32	15	4	1	±3	1.8	±0.1	
O1 – O3	99	±1	48	32	15	4	1	±4	1.8	±0.1	
O4 – O6	100	±1	48	32	16	3	1	±4	1.8	±0.1	
Reserve Unit	99	±1	45	29	20	3	2	±2	1.9	±0.1	
AGR/FTS/AR	99	±1	48	27	21	3	2	±4	1.8	±0.1	
IMA	99	±2	45	33	16	4	2	±6	1.9	±0.2	
Non-Hispanic White	99	±1	47	29	19	4	2	±2	1.8	±0.1	
Total Minority	99	±1	44	29	22	3	2	±3	1.9	±0.1	
ARNG	99	±1	45	27	23	4	2	±3	1.9	±0.1	
Enlisted	99	±1	44	27	23	4	2	±3	1.9	±0.1	
Officers	99	±2	51	27	18	3	2	±7	1.8	±0.2	
USAR	99	±1	43	30	21	4	2	±3	1.9	±0.1	
Enlisted	99	±1	43	28	22	4	3	±3	1.9	±0.1	
Officers	99	±1	45	35	15	4	1	±6	1.8	±0.1	

Note. Percent responding are Reserve members who answered the question.

2012 Workplace and Gender Relations Survey of Reserve Component Members

53k. Continued	Percent Responding		Percentages					Max ME	Average Agreement		
			1	2	3	4	5				
USNR	100	±1	44	31	22	2	1	±5	1.9	±0.1	
Enlisted	100	±0	44	30	22	2	1	±6	1.9	±0.2	
Officers	99	±1	46	33	18	2	1	±6	1.8	±0.2	
USMCR	99	±2	38	38	19	5	1	±9	1.9	±0.2	
Enlisted	99	±3	36	39	18	5	1	±10	1.9	±0.2	
Officers	97	±4	47	28	20	3	1	±11	1.8	±0.3	
ANG	100	±1	50	29	18	2	1	±4	1.8	±0.1	
Enlisted	100	±1	50	28	19	2	1	±4	1.8	±0.1	
Officers	100	±1	49	35	11	4	0	±6	1.7	±0.1	
USAFR	98	±1	48	31	15	3	2	±4	1.8	±0.1	
Enlisted	98	±2	48	32	16	3	2	±5	1.8	±0.1	
Officers	99	±1	49	31	14	5	2	±5	1.8	±0.1	
MALES	100	±1	39	30	24	4	2	±2	2.0	±0.1	
Enlisted	100	±1	39	30	25	4	3	±2	2.0	±0.1	
E1 - E4	100	±1	40	28	24	5	3	±3	2.0	±0.1	
E5 - E9	100	±1	38	31	25	4	2	±2	2.0	±0.1	
Officers	99	±1	42	33	19	4	2	±3	1.9	±0.1	
O1 - O3	99	±1	45	31	18	4	2	±5	1.9	±0.1	
O4 - O6	100	±1	41	35	18	4	2	±4	1.9	±0.1	
Reserve Unit	100	±1	39	30	24	4	2	±2	2.0	±0.1	
AGR/FTS/AR	99	±1	39	29	25	4	3	±4	2.0	±0.1	
IMA	100	±1	36	33	25	5	2	±6	2.0	±0.2	
Non-Hispanic White	100	±1	39	30	24	4	2	±2	2.0	±0.1	
Total Minority	100	±1	40	31	23	3	3	±3	2.0	±0.1	
ARNG	100	±1	39	30	24	5	3	±3	2.0	±0.1	
Enlisted	100	±1	38	29	25	5	3	±3	2.0	±0.1	
Officers	100	±1	41	34	18	5	2	±5	1.9	±0.1	
USAR	100	±1	39	32	22	4	3	±3	2.0	±0.1	
Enlisted	100	±1	38	32	23	4	3	±4	2.0	±0.1	
Officers	99	±1	43	34	19	3	1	±5	1.9	±0.1	
USNR	100	±1	39	30	26	3	2	±5	2.0	±0.1	
Enlisted	99	±1	37	30	28	3	2	±6	2.0	±0.2	
Officers	100	±0	45	30	20	4	2	±6	1.9	±0.2	
USMCR	100	±1	37	28	25	7	2	±7	2.1	±0.2	
Enlisted	100	±1	37	28	26	7	2	±7	2.1	±0.2	
Officers	99	±1	41	33	18	6	3	±8	2.0	±0.2	
ANG	100	±1	42	31	23	3	2	±3	1.9	±0.1	
Enlisted	99	±1	41	30	24	3	2	±4	1.9	±0.1	
Officers	100	±1	44	33	20	1	2	±7	1.9	±0.2	
USAFR	99	±1	41	28	25	4	3	±5	2.0	±0.1	
Enlisted	99	±1	41	27	26	3	3	±5	2.0	±0.1	
Officers	99	±2	40	34	19	5	3	±7	2.0	±0.2	
USCGR	100	±1	41	34	21	2	1	±4	1.9	±0.1	
Enlisted	100	±1	42	34	22	2	1	±4	1.9	±0.1	
E1 - E4	99	±1	38	30	27	3	2	±5	2.0	±0.2	
E5 - E9	100	±1	44	36	18	1	1	±6	1.8	±0.1	
Officers	99	±1	41	35	21	3	0	±4	1.9	±0.1	
O1 - O3	100	±0	40	34	23	3	0	±5	1.9	±0.1	
O4 - O6	98	±2	42	35	19	4	0	±7	1.9	±0.2	
Females	100	±1	52	27	18	2	1	±4	1.7	±0.1	
Enlisted	100	±0	55	24	17	2	1	±5	1.7	±0.1	
Officers	99	±2	43	35	20	2	1	±6	1.8	±0.2	
Males	99	±1	39	35	22	2	1	±4	1.9	±0.1	
Enlisted	100	±1	39	35	22	2	1	±5	1.9	±0.1	
Officers	99	±1	40	34	21	4	0	±5	1.9	±0.1	

53. How much do you agree or disagree with the following statements that might affect your decision to receive mental health counseling or service if you ever had a problem?

I. Mental health care counseling may impact my security clearance.

1. Strongly disagree 2. Disagree 3. Neither agree nor disagree
 4. Agree 5. Strongly agree

	Percent Responding		Percentages					Max ME	Average Agreement		
			1	2	3	4	5				
TOTAL DOD	99	±1	34	22	24	12	7	±2	2.4	±0.1	
ARNG	99	±1	34	22	24	12	7	±2	2.4	±0.1	
USAR	100	±1	34	25	23	10	8	±3	2.3	±0.1	
USNR	100	±1	31	22	23	15	8	±4	2.5	±0.1	
USMCR	100	±1	34	18	27	13	8	±6	2.4	±0.2	
ANG	99	±1	33	22	26	13	7	±3	2.4	±0.1	
USAFR	99	±1	34	20	24	13	8	±4	2.4	±0.1	
Enlisted	99	±1	34	22	25	12	7	±2	2.4	±0.1	
E1 – E4	100	±1	36	22	26	10	6	±3	2.3	±0.1	
E1 – E3	99	±1	39	21	24	11	5	±4	2.2	±0.1	
E4	100	±1	35	23	26	10	6	±3	2.3	±0.1	
E5 – E9	99	±1	32	22	25	13	8	±2	2.4	±0.1	
E5 – E7	99	±1	32	22	25	13	8	±2	2.4	±0.1	
E8 – E9	100	±1	34	22	20	16	7	±4	2.4	±0.1	
Officers	100	±1	32	23	20	16	9	±2	2.5	±0.1	
O1 – O3	100	±1	35	22	20	15	9	±4	2.4	±0.1	
O4 – O6	100	±1	30	23	20	18	9	±3	2.5	±0.1	
W1 – W5	99	±2	28	29	22	14	8	±6	2.5	±0.2	
Reserve Unit	99	±1	34	23	25	12	7	±2	2.4	±0.1	
AGR/FTS/AR	99	±1	33	21	23	13	10	±3	2.5	±0.1	
IMA	100	±1	28	22	21	16	12	±5	2.6	±0.2	
Not Activated Past 12 Months	99	±1	34	22	24	12	7	±2	2.4	±0.1	
Activated Past 12 Months	100	±1	33	23	24	12	8	±3	2.4	±0.1	
Not Deployed Past 12 Months	99	±1	34	22	24	12	8	±2	2.4	±0.1	
Deployed Past 12 Months	100	±1	33	24	24	12	7	±3	2.4	±0.1	
Non-Hispanic White	99	±1	33	22	24	14	8	±2	2.4	±0.1	
Total Minority	100	±1	34	24	25	10	7	±2	2.3	±0.1	
Non-Hispanic Black	99	±1	35	25	24	9	7	±3	2.3	±0.1	
Hispanic	100	±1	36	22	26	9	6	±4	2.3	±0.1	
FEMALES	99	±1	37	22	23	11	7	±2	2.3	±0.1	
Enlisted	99	±1	38	22	23	10	7	±2	2.3	±0.1	
E1 – E4	99	±1	38	22	23	10	7	±3	2.2	±0.1	
E5 – E9	99	±1	37	22	23	10	8	±2	2.3	±0.1	
Officers	99	±1	32	25	19	15	9	±3	2.4	±0.1	
O1 – O3	99	±1	33	26	19	13	9	±4	2.4	±0.2	
O4 – O6	100	±1	31	24	19	17	9	±4	2.5	±0.1	
Reserve Unit	99	±1	37	23	23	10	7	±2	2.3	±0.1	
AGR/FTS/AR	99	±1	38	21	23	11	7	±4	2.3	±0.1	
IMA	99	±2	33	22	20	16	10	±6	2.5	±0.2	
Non-Hispanic White	99	±1	37	22	21	12	8	±2	2.3	±0.1	
Total Minority	99	±1	37	23	24	9	7	±3	2.3	±0.1	
ARNG	99	±1	38	22	24	10	6	±3	2.2	±0.1	
Enlisted	99	±1	39	22	25	9	5	±3	2.2	±0.1	
Officers	99	±2	35	24	20	13	8	±6	2.4	±0.2	
USAR	100	±1	35	23	22	11	9	±3	2.4	±0.1	
Enlisted	100	±1	36	22	23	10	9	±3	2.4	±0.1	
Officers	100	±1	32	28	19	14	8	±6	2.4	±0.2	

Note. Percent responding are Reserve members who answered the question.

2012 Workplace and Gender Relations Survey of Reserve Component Members

53l. Continued	Percent Responding		Percentages					Max ME	Average Agreement		
			1	2	3	4	5				
USNR	100	±1	35	22	23	13	8	±5	2.4	±0.2	
Enlisted	100	±0	35	21	24	12	7	±6	2.3	±0.2	
Officers	99	±2	33	23	16	18	11	±6	2.5	±0.2	
USMCR	98	±2	29	27	23	13	8	±8	2.4	±0.2	
Enlisted	99	±3	30	28	23	13	7	±10	2.4	±0.3	
Officers	96	±5	22	24	22	18	13	±11	2.8	±0.3	
ANG	99	±1	38	21	23	10	7	±4	2.3	±0.1	
Enlisted	99	±1	39	21	23	9	7	±4	2.2	±0.1	
Officers	100	±1	28	22	23	15	12	±6	2.6	±0.2	
USAFR	99	±1	39	23	18	12	7	±4	2.3	±0.1	
Enlisted	99	±1	40	24	19	11	7	±5	2.2	±0.2	
Officers	100	±1	33	22	18	18	9	±5	2.5	±0.2	
MALES	100	±1	33	22	25	13	7	±2	2.4	±0.1	
Enlisted	100	±1	33	22	25	12	7	±2	2.4	±0.1	
E1 - E4	100	±1	36	22	26	10	6	±3	2.3	±0.1	
E5 - E9	100	±1	31	22	25	14	8	±2	2.5	±0.1	
Officers	100	±1	31	23	20	17	9	±3	2.5	±0.1	
O1 - O3	100	±1	35	21	20	15	9	±4	2.4	±0.2	
O4 - O6	100	±1	29	23	20	18	9	±4	2.6	±0.1	
Reserve Unit	100	±1	33	22	25	12	7	±2	2.4	±0.1	
AGR/FTS/AR	100	±1	32	21	23	14	10	±4	2.5	±0.1	
IMA	100	±0	27	22	22	17	13	±6	2.7	±0.2	
Non-Hispanic White	99	±1	33	22	24	14	8	±2	2.4	±0.1	
Total Minority	100	±1	34	24	25	10	7	±3	2.3	±0.1	
ARNG	99	±1	33	22	25	13	7	±3	2.4	±0.1	
Enlisted	99	±1	34	22	25	12	7	±3	2.4	±0.1	
Officers	99	±1	32	24	20	17	8	±5	2.4	±0.2	
USAR	100	±1	33	25	23	10	8	±3	2.3	±0.1	
Enlisted	100	±1	33	25	24	9	8	±4	2.3	±0.1	
Officers	100	±1	33	24	19	14	9	±5	2.4	±0.2	
USNR	100	±1	30	22	24	16	8	±5	2.5	±0.2	
Enlisted	100	±1	31	22	25	15	7	±6	2.5	±0.2	
Officers	100	±0	29	21	19	18	12	±6	2.6	±0.2	
USMCR	100	±1	34	17	28	13	8	±7	2.4	±0.2	
Enlisted	100	±0	35	17	29	12	8	±7	2.4	±0.2	
Officers	100	±1	31	18	19	20	11	±8	2.6	±0.2	
ANG	99	±1	32	22	26	13	7	±3	2.4	±0.1	
Enlisted	99	±1	32	22	27	12	7	±4	2.4	±0.1	
Officers	100	±1	30	22	22	18	7	±6	2.5	±0.2	
USAFR	99	±1	32	19	26	14	8	±4	2.5	±0.2	
Enlisted	99	±1	33	19	26	13	8	±5	2.4	±0.2	
Officers	99	±2	29	20	25	17	10	±7	2.6	±0.2	
USCGR	100	±1	32	23	25	13	6	±4	2.4	±0.1	
Enlisted	100	±1	33	23	26	12	5	±4	2.3	±0.1	
E1 - E4	99	±1	32	22	32	9	5	±5	2.3	±0.2	
E5 - E9	100	±0	34	23	23	14	6	±6	2.3	±0.2	
Officers	100	±1	25	22	20	20	12	±4	2.7	±0.1	
O1 - O3	100	±0	29	24	20	15	12	±5	2.6	±0.2	
O4 - O6	100	±1	21	20	18	30	11	±6	2.9	±0.2	
Females	100	±1	38	20	21	14	6	±4	2.3	±0.1	
Enlisted	100	±1	41	21	22	13	4	±5	2.2	±0.2	
Officers	99	±2	28	20	17	21	13	±6	2.7	±0.2	
Males	100	±1	31	23	26	13	6	±4	2.4	±0.1	
Enlisted	100	±1	32	23	27	12	5	±5	2.4	±0.2	
Officers	100	±0	25	23	20	20	12	±4	2.7	±0.2	

54. During the past 12 months, did any of the following happen to you? If it did, do you believe your gender was a factor?

a. You were rated lower than you deserved on your last military evaluation.

1. Yes, and your gender was a factor 2. Yes, but your gender was NOT a factor 3. No, or does not apply

	Percent Responding		Percentages			Max ME	Experienced Behavior		
			1	2	3				
TOTAL DOD	100	±1	1	9	90	±1	10.0	±1.0	█
ARNG	100	±1	1	10	89	±2	11.0	±2.0	█
USAR	100	±1	1	7	91	±2	9.0	±2.0	█
USNR	99	±1	1	16	83	±3	17.0	±3.0	█
USMCR	100	±1	1	14	86	±5	14.0	±5.0	█
ANG	100	±1	0	4	95	±2	5.0	±2.0	█
USAFR	99	±1	1	6	94	±2	6.0	±2.0	█
Enlisted	100	±1	1	9	90	±1	10.0	±1.0	█
E1 – E4	100	±1	1	7	93	±2	7.0	±2.0	█
E1 – E3	100	±1	0	5	95	±2	5.0	±2.0	█
E4	100	±1	1	8	91	±2	9.0	±2.0	█
E5 – E9	100	±1	1	12	87	±2	13.0	±2.0	█
E5 – E7	100	±1	1	12	87	±2	13.0	±2.0	█
E8 – E9	99	±1	1	6	92	±2	8.0	±2.0	█
Officers	100	±1	1	7	92	±2	8.0	±2.0	█
O1 – O3	100	±1	1	6	93	±2	7.0	±2.0	█
O4 – O6	100	±1	2	8	90	±2	10.0	±2.0	█
W1 – W5	100	±1	1	4	95	±3	5.0	±3.0	█
Reserve Unit	100	±1	1	9	91	±1	9.0	±1.0	█
AGR/FTS/AR	99	±1	2	13	85	±3	15.0	±3.0	█
IMA	100	±1	1	5	94	±3	6.0	±3.0	█
Not Activated Past 12 Months	100	±1	1	8	91	±1	9.0	±1.0	█
Activated Past 12 Months	100	±1	1	12	87	±2	13.0	±2.0	█
Not Deployed Past 12 Months	100	±1	1	8	91	±1	9.0	±1.0	█
Deployed Past 12 Months	99	±1	1	12	86	±3	14.0	±3.0	█
Non-Hispanic White	100	±1	1	9	91	±1	9.0	±1.0	█
Total Minority	99	±1	1	10	89	±2	11.0	±2.0	█
Non-Hispanic Black	99	±1	1	11	88	±3	12.0	±3.0	█
Hispanic	99	±1	1	8	90	±2	10.0	±2.0	█
FEMALES	99	±1	3	8	89	±1	11.0	±1.0	█
Enlisted	99	±1	3	8	89	±1	11.0	±1.0	█
E1 – E4	100	±1	2	6	92	±2	8.0	±2.0	█
E5 – E9	99	±1	4	11	85	±2	15.0	±2.0	█
Officers	100	±1	4	7	89	±2	11.0	±2.0	█
O1 – O3	100	±1	4	6	91	±3	9.0	±3.0	█
O4 – O6	100	±1	5	8	86	±3	14.0	±3.0	█
Reserve Unit	99	±1	3	8	89	±1	11.0	±1.0	█
AGR/FTS/AR	99	±1	6	12	82	±3	18.0	±3.0	█
IMA	100	±1	3	6	91	±4	9.0	±4.0	█
Non-Hispanic White	100	±1	3	8	89	±2	11.0	±2.0	█
Total Minority	99	±1	3	8	88	±2	12.0	±2.0	█
ARNG	99	±1	4	8	88	±2	12.0	±2.0	█
Enlisted	99	±1	4	9	88	±2	12.0	±2.0	█
Officers	99	±2	6	6	88	±5	12.0	±5.0	█
USAR	99	±1	3	8	89	±2	11.0	±2.0	█
Enlisted	99	±1	3	8	89	±2	11.0	±2.0	█
Officers	100	±0	4	8	88	±4	12.0	±4.0	█

Note. Percent responding are Reserve members who answered the question.

2012 Workplace and Gender Relations Survey of Reserve Component Members

54a. Continued	Percent Responding		Percentages			Max ME	Experienced Behavior		
			1	2	3				
USNR	99	±1	2	17	81	±4	19.0	±4.0	
Enlisted	99	±2	2	18	81	±5	19.0	±5.0	
Officers	100	±1	5	12	83	±6	17.0	±6.0	
USMCR	100	±1	5	11	85	±7	15.0	±7.0	
Enlisted	100	±0	4	12	84	±8	16.0	±8.0	
Officers	97	±4	8	3	89	±9	11.0	±9.0	
ANG	100	±1	2	4	94	±2	6.0	±2.0	
Enlisted	100	±1	2	4	94	±2	6.0	±2.0	
Officers	100	±0	4	1	94	±3	6.0	±3.0	
USAFR	99	±1	2	7	92	±3	8.0	±3.0	
Enlisted	99	±1	1	7	92	±3	8.0	±3.0	
Officers	99	±1	3	6	91	±4	9.0	±4.0	
MALES	100	±1	1	9	90	±1	10.0	±1.0	
Enlisted	100	±1	1	9	90	±1	10.0	±1.0	
E1 - E4	100	±1	0	7	93	±2	7.0	±2.0	
E5 - E9	100	±1	1	12	88	±2	12.0	±2.0	
Officers	100	±1	1	7	93	±2	7.0	±2.0	
O1 - O3	100	±1	0	6	94	±3	6.0	±3.0	
O4 - O6	100	±1	1	8	91	±3	9.0	±3.0	
Reserve Unit	100	±1	1	9	91	±1	9.0	±1.0	
AGR/FTS/AR	99	±1	1	14	85	±3	15.0	±3.0	
IMA	100	±1	1	4	95	±4	5.0	±4.0	
Non-Hispanic White	100	±1	0	9	91	±1	9.0	±1.0	
Total Minority	100	±1	1	10	89	±2	11.0	±2.0	
ARNG	100	±1	1	10	89	±2	11.0	±2.0	
Enlisted	100	±1	1	11	88	±2	12.0	±2.0	
Officers	100	±0	0	6	93	±3	7.0	±3.0	
USAR	100	±1	1	7	92	±2	8.0	±2.0	
Enlisted	100	±1	1	7	92	±2	8.0	±2.0	
Officers	99	±1	0	9	90	±4	10.0	±4.0	
USNR	99	±1	1	15	84	±4	16.0	±4.0	
Enlisted	99	±1	1	17	82	±5	18.0	±5.0	
Officers	100	±1	2	9	89	±5	11.0	±5.0	
USMCR	100	±1	0	14	86	±5	14.0	±5.0	
Enlisted	100	±1	0	15	85	±6	15.0	±6.0	
Officers	100	±1	0	7	93	±4	7.0	±4.0	
ANG	100	±1	0	4	96	±2	4.0	±2.0	
Enlisted	99	±1	0	5	95	±2	5.0	±2.0	
Officers	100	±0	0	3	97	±3	3.0	±3.0	
USAFR	99	±1	0	5	95	±3	5.0	±3.0	
Enlisted	99	±1	0	5	95	±3	5.0	±3.0	
Officers	100	±0	1	6	93	±5	7.0	±5.0	
USCGR	100	±1	1	8	91	±2	9.0	±2.0	
Enlisted	100	±1	1	8	91	±3	9.0	±3.0	
E1 - E4	99	±1	1	7	92	±3	8.0	±3.0	
E5 - E9	100	±1	0	9	91	±4	9.0	±4.0	
Officers	100	±0	1	9	90	±3	10.0	±3.0	
O1 - O3	100	±0	1	11	88	±4	12.0	±4.0	
O4 - O6	100	±0	2	8	91	±5	9.0	±5.0	
Females	100	±1	2	11	87	±3	13.0	±3.0	
Enlisted	100	±1	3	12	85	±4	15.0	±4.0	
Officers	100	±0	2	7	91	±4	9.0	±4.0	
Males	100	±1	0	8	92	±3	8.0	±3.0	
Enlisted	100	±1	0	7	92	±3	8.0	±3.0	
Officers	100	±0	1	9	90	±3	10.0	±3.0	

54. During the past 12 months, did any of the following happen to you? If it did, do you believe your gender was a factor?
b. Your last military evaluation contained unjustified negative comments.

1. Yes, and your gender was a factor 2. Yes, but your gender was NOT a factor 3. No, or does not apply

	Percent Responding		Percentages			Max ME	Experienced Behavior	
			1	2	3			
TOTAL DOD	99	±1	1	4	95	±1	5.0	±1.0
ARNG	99	±1	1	5	94	±1	6.0	±1.0
USAR	99	±1	1	4	95	±2	5.0	±2.0
USNR	100	±1	1	3	96	±2	4.0	±2.0
USMCR	100	±1	0	7	92	±4	8.0	±4.0
ANG	100	±1	0	3	97	±2	3.0	±2.0
USAFR	99	±1	0	3	97	±2	3.0	±2.0
Enlisted	99	±1	1	5	95	±1	5.0	±1.0
E1 – E4	99	±1	0	4	95	±1	5.0	±1.0
E1 – E3	99	±1	0	3	97	±2	3.0	±2.0
E4	99	±1	1	5	94	±2	6.0	±2.0
E5 – E9	99	±1	1	5	94	±1	6.0	±1.0
E5 – E7	99	±1	1	5	94	±1	6.0	±1.0
E8 – E9	99	±1	1	3	96	±2	4.0	±2.0
Officers	99	±1	1	3	97	±1	3.0	±1.0
O1 – O3	100	±1	1	3	97	±2	3.0	±2.0
O4 – O6	99	±1	0	2	97	±2	3.0	±2.0
W1 – W5	99	±1	0	2	98	±3	2.0	±3.0
Reserve Unit	99	±1	1	4	95	±1	5.0	±1.0
AGR/FTS/AR	99	±1	1	7	92	±2	8.0	±2.0
IMA	99	±1	0	2	98	±3	2.0	±3.0
Not Activated Past 12 Months	99	±1	1	4	96	±1	4.0	±1.0
Activated Past 12 Months	99	±1	1	6	93	±2	7.0	±2.0
Not Deployed Past 12 Months	99	±1	1	4	95	±1	5.0	±1.0
Deployed Past 12 Months	99	±1	1	7	93	±2	7.0	±2.0
Non-Hispanic White	99	±1	0	4	95	±1	5.0	±1.0
Total Minority	99	±1	1	5	94	±1	6.0	±1.0
Non-Hispanic Black	99	±1	1	6	93	±2	7.0	±2.0
Hispanic	100	±1	1	4	95	±2	5.0	±2.0
FEMALES	99	±1	2	4	94	±1	6.0	±1.0
Enlisted	99	±1	2	4	94	±1	6.0	±1.0
E1 – E4	99	±1	2	4	94	±2	6.0	±2.0
E5 – E9	99	±1	2	4	94	±1	6.0	±1.0
Officers	99	±1	2	2	96	±2	4.0	±2.0
O1 – O3	99	±1	2	1	96	±2	4.0	±2.0
O4 – O6	99	±1	2	2	96	±2	4.0	±2.0
Reserve Unit	99	±1	2	4	95	±1	5.0	±1.0
AGR/FTS/AR	100	±1	3	6	91	±3	9.0	±3.0
IMA	99	±2	0	1	98	±3	2.0	±3.0
Non-Hispanic White	99	±1	2	4	95	±1	5.0	±1.0
Total Minority	99	±1	2	4	94	±2	6.0	±2.0
ARNG	99	±1	2	4	94	±2	6.0	±2.0
Enlisted	99	±1	2	5	94	±2	6.0	±2.0
Officers	98	±3	4	1	95	±4	5.0	±4.0
USAR	99	±1	2	4	94	±2	6.0	±2.0
Enlisted	99	±1	2	5	93	±2	7.0	±2.0
Officers	100	±1	2	1	97	±2	3.0	±2.0

Note. Percent responding are Reserve members who answered the question.

2012 Workplace and Gender Relations Survey of Reserve Component Members

54b. Continued	Percent Responding		Percentages			Max ME	Experienced Behavior		
			1	2	3				
USNR	100	±1	1	2	97	±3	3.0	±3.0	
Enlisted	100	±1	1	2	97	±3	3.0	±3.0	
Officers	99	±1	2	5	93	±7	7.0	±7.0	
USMCR	100	±1	3	6	91	±6	9.0	±6.0	
Enlisted	100	±0	3	6	91	±7	9.0	±7.0	
Officers	99	±2	3	3	94	±7	6.0	±7.0	
ANG	99	±1	2	3	95	±2	5.0	±2.0	
Enlisted	99	±1	2	4	95	±2	5.0	±2.0	
Officers	99	±1	2	1	97	±3	3.0	±3.0	
USAFR	99	±1	1	3	96	±2	4.0	±2.0	
Enlisted	99	±2	1	4	95	±3	5.0	±3.0	
Officers	99	±2	1	1	98	±3	2.0	±3.0	
MALES	99	±1	0	5	95	±1	5.0	±1.0	
Enlisted	99	±1	0	5	95	±1	5.0	±1.0	
E1 - E4	99	±1	0	4	96	±2	4.0	±2.0	
E5 - E9	99	±1	0	5	94	±1	6.0	±1.0	
Officers	99	±1	0	3	97	±2	3.0	±2.0	
O1 - O3	100	±1	0	3	97	±3	3.0	±3.0	
O4 - O6	99	±1	0	3	97	±2	3.0	±2.0	
Reserve Unit	99	±1	0	4	95	±1	5.0	±1.0	
AGR/FTS/AR	99	±1	0	7	93	±2	7.0	±2.0	
IMA	100	±1	0	2	98	±4	2.0	±4.0	
Non-Hispanic White	99	±1	0	4	96	±1	4.0	±1.0	
Total Minority	100	±1	0	5	94	±2	6.0	±2.0	
ARNG	99	±1	0	5	94	±2	6.0	±2.0	
Enlisted	99	±1	0	5	94	±2	6.0	±2.0	
Officers	100	±1	0	4	96	±3	4.0	±3.0	
USAR	99	±1	0	4	95	±2	5.0	±2.0	
Enlisted	99	±1	1	5	95	±2	5.0	±2.0	
Officers	99	±1	0	3	97	±3	3.0	±3.0	
USNR	100	±1	1	3	96	±2	4.0	±2.0	
Enlisted	100	±1	0	4	96	±3	4.0	±3.0	
Officers	99	±1	1	2	98	±3	2.0	±3.0	
USMCR	100	±1	0	7	93	±5	7.0	±5.0	
Enlisted	100	±1	0	8	92	±5	8.0	±5.0	
Officers	99	±1	0	1	99	±3	1.0	±3.0	
ANG	100	±1	0	3	97	±2	3.0	±2.0	
Enlisted	99	±1	0	3	97	±2	3.0	±2.0	
Officers	100	±0	0	1	99	±3	1.0	±3.0	
USAFR	99	±1	0	3	97	±2	3.0	±2.0	
Enlisted	99	±2	0	3	97	±3	3.0	±3.0	
Officers	99	±1	0	2	98	±3	2.0	±3.0	
USCGR	99	±1	0	3	97	±2	3.0	±2.0	
Enlisted	99	±1	0	2	97	±2	3.0	±2.0	
E1 - E4	99	±2	1	3	96	±3	4.0	±3.0	
E5 - E9	100	±1	0	2	98	±3	2.0	±3.0	
Officers	99	±1	1	5	95	±2	5.0	±2.0	
O1 - O3	100	±0	0	5	95	±3	5.0	±3.0	
O4 - O6	99	±2	1	4	95	±4	5.0	±4.0	
Females	99	±1	2	2	96	±2	4.0	±2.0	
Enlisted	99	±1	2	3	95	±3	5.0	±3.0	
Officers	100	±0	1	1	98	±3	2.0	±3.0	
Males	100	±1	0	3	97	±2	3.0	±2.0	
Enlisted	100	±1	0	2	97	±2	3.0	±2.0	
Officers	99	±1	0	5	94	±3	6.0	±3.0	

54. During the past 12 months, did any of the following happen to you? If it did, do you believe your gender was a factor?

c. You were held to a higher performance standard than others in your military job.

1. Yes, and your gender was a factor 2. Yes, but your gender was NOT a factor 3. No, or does not apply

	Percent Responding		Percentages			Max ME	Experienced Behavior		
			1	2	3				
TOTAL DOD	99	±1	2	16	83	±1	17.0	±1.0	■
ARNG	99	±1	2	19	80	±2	20.0	±2.0	■
USAR	99	±1	2	14	84	±2	16.0	±2.0	■
USNR	99	±1	1	15	84	±3	16.0	±3.0	■
USMCR	100	±1	1	20	79	±6	21.0	±6.0	■
ANG	99	±1	1	12	86	±2	14.0	±2.0	■
USAFR	99	±1	1	10	89	±3	11.0	±3.0	■
Enlisted	99	±1	2	17	82	±1	18.0	±1.0	■
E1 – E4	99	±1	1	15	84	±2	16.0	±2.0	■
E1 – E3	99	±1	1	11	89	±3	11.0	±3.0	■
E4	99	±1	2	17	81	±3	19.0	±3.0	■
E5 – E9	99	±1	2	18	80	±2	20.0	±2.0	■
E5 – E7	99	±1	2	18	80	±2	20.0	±2.0	■
E8 – E9	99	±1	2	16	82	±3	18.0	±3.0	■
Officers	99	±1	2	10	88	±2	12.0	±2.0	■
O1 – O3	99	±1	2	12	87	±3	13.0	±3.0	■
O4 – O6	99	±1	2	9	89	±2	11.0	±2.0	■
W1 – W5	99	±1	2	11	87	±5	13.0	±5.0	■
Reserve Unit	99	±1	2	15	83	±1	17.0	±1.0	■
AGR/FTS/AR	99	±1	2	21	77	±3	23.0	±3.0	■
IMA	99	±1	1	6	94	±3	6.0	±3.0	■
Not Activated Past 12 Months	99	±1	1	15	84	±1	16.0	±1.0	■
Activated Past 12 Months	99	±1	3	19	78	±3	22.0	±3.0	■
Not Deployed Past 12 Months	99	±1	2	15	83	±1	17.0	±1.0	■
Deployed Past 12 Months	99	±1	3	19	78	±3	22.0	±3.0	■
Non-Hispanic White	99	±1	2	15	83	±2	17.0	±2.0	■
Total Minority	99	±1	2	16	82	±2	18.0	±2.0	■
Non-Hispanic Black	98	±1	1	17	82	±3	18.0	±3.0	■
Hispanic	99	±1	2	16	83	±3	17.0	±3.0	■
FEMALES	99	±1	4	15	81	±2	19.0	±2.0	■
Enlisted	99	±1	4	16	80	±2	20.0	±2.0	■
E1 – E4	99	±1	3	14	83	±2	17.0	±2.0	■
E5 – E9	99	±1	4	18	78	±2	22.0	±2.0	■
Officers	99	±1	5	10	85	±2	15.0	±2.0	■
O1 – O3	99	±1	5	11	84	±4	16.0	±4.0	■
O4 – O6	99	±1	6	9	86	±3	14.0	±3.0	■
Reserve Unit	99	±1	4	15	81	±2	19.0	±2.0	■
AGR/FTS/AR	99	±1	6	18	75	±4	25.0	±4.0	■
IMA	99	±2	2	6	92	±4	8.0	±4.0	■
Non-Hispanic White	99	±1	5	14	80	±2	20.0	±2.0	■
Total Minority	98	±1	3	16	82	±2	18.0	±2.0	■
ARNG	99	±1	5	17	77	±3	23.0	±3.0	■
Enlisted	99	±1	5	18	77	±3	23.0	±3.0	■
Officers	99	±2	9	13	78	±6	22.0	±6.0	■
USAR	99	±1	4	15	81	±3	19.0	±3.0	■
Enlisted	99	±1	4	16	80	±3	20.0	±3.0	■
Officers	99	±1	4	10	86	±4	14.0	±4.0	■

Note. Percent responding are Reserve members who answered the question.

2012 Workplace and Gender Relations Survey of Reserve Component Members

54c. Continued	Percent Responding		Percentages			Max ME	Experienced Behavior		
			1	2	3				
USNR	98	±2	2	15	83	±4	17.0	±4.0	
Enlisted	98	±2	1	16	82	±5	18.0	±5.0	
Officers	100	±1	3	10	87	±6	13.0	±6.0	
USMCR	99	±1	7	19	74	±8	26.0	±8.0	
Enlisted	100	±1	7	21	72	±9	28.0	±9.0	
Officers	99	±2	8	8	84	±10	16.0	±10.0	
ANG	99	±1	4	13	83	±3	17.0	±3.0	
Enlisted	99	±1	4	14	82	±3	18.0	±3.0	
Officers	100	±1	7	8	86	±4	14.0	±4.0	
USAFR	99	±1	2	11	87	±3	13.0	±3.0	
Enlisted	99	±1	2	12	86	±4	14.0	±4.0	
Officers	99	±2	3	4	92	±4	8.0	±4.0	
MALES	99	±1	1	16	83	±2	17.0	±2.0	
Enlisted	99	±1	1	17	82	±2	18.0	±2.0	
E1 - E4	99	±1	1	15	84	±2	16.0	±2.0	
E5 - E9	99	±1	1	18	80	±2	20.0	±2.0	
Officers	99	±1	1	11	88	±2	12.0	±2.0	
O1 - O3	99	±1	1	12	87	±4	13.0	±4.0	
O4 - O6	99	±1	1	9	90	±3	10.0	±3.0	
Reserve Unit	99	±1	1	16	83	±2	17.0	±2.0	
AGR/FTS/AR	99	±1	1	21	78	±3	22.0	±3.0	
IMA	99	±1	0	6	94	±4	6.0	±4.0	
Non-Hispanic White	99	±1	1	16	83	±2	17.0	±2.0	
Total Minority	99	±1	1	17	82	±2	18.0	±2.0	
ARNG	99	±1	1	19	80	±2	20.0	±2.0	
Enlisted	99	±1	1	20	79	±2	21.0	±2.0	
Officers	99	±1	1	14	85	±4	15.0	±4.0	
USAR	99	±1	1	14	84	±3	16.0	±3.0	
Enlisted	99	±1	2	15	84	±3	16.0	±3.0	
Officers	99	±1	1	12	87	±4	13.0	±4.0	
USNR	99	±1	1	14	85	±4	15.0	±4.0	
Enlisted	99	±2	1	17	82	±5	18.0	±5.0	
Officers	99	±2	1	7	91	±4	9.0	±4.0	
USMCR	100	±1	1	20	79	±6	21.0	±6.0	
Enlisted	100	±1	1	21	78	±7	22.0	±7.0	
Officers	99	±2	0	9	91	±10	9.0	±10.0	
ANG	99	±1	1	12	87	±3	13.0	±3.0	
Enlisted	99	±1	1	13	86	±3	14.0	±3.0	
Officers	100	±0	0	7	93	±4	7.0	±4.0	
USAFR	99	±1	1	9	90	±3	10.0	±3.0	
Enlisted	99	±1	1	10	89	±4	11.0	±4.0	
Officers	99	±1	1	5	94	±4	6.0	±4.0	
USCGR	99	±1	1	10	89	±3	11.0	±3.0	
Enlisted	99	±1	1	11	89	±3	11.0	±3.0	
E1 - E4	99	±2	1	9	90	±4	10.0	±4.0	
E5 - E9	99	±2	0	12	88	±5	12.0	±5.0	
Officers	99	±1	1	9	90	±3	10.0	±3.0	
O1 - O3	99	±2	1	10	90	±4	10.0	±4.0	
O4 - O6	99	±1	2	8	90	±5	10.0	±5.0	
Females	100	±1	2	10	88	±3	12.0	±3.0	
Enlisted	100	±1	3	11	86	±4	14.0	±4.0	
Officers	99	±2	1	6	93	±4	7.0	±4.0	
Males	99	±1	0	10	89	±3	11.0	±3.0	
Enlisted	99	±2	0	11	89	±4	11.0	±4.0	
Officers	99	±1	1	10	89	±3	11.0	±3.0	

**54. During the past 12 months, did any of the following happen to you? If it did, do you believe your gender was a factor?
d. You did not get a military award or decoration given to others in similar circumstances.**

1. Yes, and your gender was a factor 2. Yes, but your gender was NOT a factor 3. No, or does not apply

	Percent Responding		Percentages			Max ME	Experienced Behavior		
			1	2	3				
TOTAL DOD	99	±1	1	13	86	±1	14.0	±1.0	■
ARNG	99	±1	1	15	84	±2	16.0	±2.0	■
USAR	99	±1	1	14	85	±2	15.0	±2.0	■
USNR	99	±1	2	12	87	±3	13.0	±3.0	■
USMCR	98	±2	1	11	89	±5	11.0	±5.0	■
ANG	99	±1	1	9	90	±2	10.0	±2.0	■
USAFR	99	±1	1	8	91	±2	9.0	±2.0	■
Enlisted	99	±1	1	13	86	±1	14.0	±1.0	■
E1 – E4	99	±1	1	11	88	±2	12.0	±2.0	■
E1 – E3	99	±1	0	6	94	±3	6.0	±3.0	■
E4	99	±1	1	14	85	±2	15.0	±2.0	■
E5 – E9	99	±1	1	15	83	±2	17.0	±2.0	■
E5 – E7	99	±1	1	15	83	±2	17.0	±2.0	■
E8 – E9	99	±1	1	13	85	±3	15.0	±3.0	■
Officers	99	±1	2	12	87	±2	13.0	±2.0	■
O1 – O3	99	±1	2	13	85	±3	15.0	±3.0	■
O4 – O6	99	±1	2	9	89	±2	11.0	±2.0	■
W1 – W5	99	±2	2	14	84	±5	16.0	±5.0	■
Reserve Unit	99	±1	1	13	86	±1	14.0	±1.0	■
AGR/FTS/AR	99	±1	1	14	85	±3	15.0	±3.0	■
IMA	99	±1	1	10	89	±4	11.0	±4.0	■
Not Activated Past 12 Months	99	±1	1	11	88	±1	12.0	±1.0	■
Activated Past 12 Months	99	±1	2	18	80	±2	20.0	±2.0	■
Not Deployed Past 12 Months	99	±1	1	12	87	±1	13.0	±1.0	■
Deployed Past 12 Months	99	±1	2	19	79	±3	21.0	±3.0	■
Non-Hispanic White	99	±1	1	13	86	±1	14.0	±1.0	■
Total Minority	99	±1	2	14	85	±2	15.0	±2.0	■
Non-Hispanic Black	99	±1	1	13	86	±3	14.0	±3.0	■
Hispanic	99	±1	2	14	84	±3	16.0	±3.0	■
FEMALES	99	±1	3	11	86	±2	14.0	±2.0	■
Enlisted	99	±1	3	12	86	±2	14.0	±2.0	■
E1 – E4	99	±1	2	10	88	±2	12.0	±2.0	■
E5 – E9	99	±1	4	13	83	±2	17.0	±2.0	■
Officers	99	±1	4	9	86	±2	14.0	±2.0	■
O1 – O3	100	±1	4	10	86	±4	14.0	±4.0	■
O4 – O6	99	±1	5	9	86	±3	14.0	±3.0	■
Reserve Unit	99	±1	3	11	86	±2	14.0	±2.0	■
AGR/FTS/AR	99	±1	4	13	83	±3	17.0	±3.0	■
IMA	99	±1	2	8	90	±4	10.0	±4.0	■
Non-Hispanic White	99	±1	3	11	86	±2	14.0	±2.0	■
Total Minority	99	±1	3	12	86	±2	14.0	±2.0	■
ARNG	99	±1	4	12	84	±2	16.0	±2.0	■
Enlisted	99	±1	3	12	85	±3	15.0	±3.0	■
Officers	99	±2	9	7	84	±6	16.0	±6.0	■
USAR	99	±1	3	14	84	±2	16.0	±2.0	■
Enlisted	99	±1	3	14	83	±3	17.0	±3.0	■
Officers	100	±1	3	12	85	±4	15.0	±4.0	■

Note. Percent responding are Reserve members who answered the question.

2012 Workplace and Gender Relations Survey of Reserve Component Members

54d. Continued	Percent Responding		Percentages			Max ME	Experienced Behavior		
			1	2	3				
USNR	100	±1	2	8	89	±4	11.0	±4.0	■
Enlisted	100	±1	2	8	90	±4	10.0	±4.0	■
Officers	99	±1	3	11	86	±6	14.0	±6.0	■
USMCR	99	±2	5	8	87	±7	13.0	±7.0	■
Enlisted	99	±3	4	9	87	±8	13.0	±8.0	■
Officers	99	±2	11	6	84	±10	16.0	±10.0	■
ANG	99	±1	3	7	90	±2	10.0	±2.0	■
Enlisted	99	±1	2	7	90	±3	10.0	±3.0	■
Officers	100	±1	4	8	88	±4	12.0	±4.0	■
USAFR	99	±1	1	11	88	±3	12.0	±3.0	■
Enlisted	99	±1	1	12	87	±4	13.0	±4.0	■
Officers	99	±1	3	8	90	±4	10.0	±4.0	■
MALES	99	±1	1	13	86	±1	14.0	±1.0	■
Enlisted	99	±1	1	13	86	±2	14.0	±2.0	■
E1 - E4	99	±1	1	11	88	±2	12.0	±2.0	■
E5 - E9	99	±1	1	16	83	±2	17.0	±2.0	■
Officers	99	±1	1	12	87	±2	13.0	±2.0	■
O1 - O3	99	±1	1	14	85	±4	15.0	±4.0	■
O4 - O6	99	±1	1	10	90	±3	10.0	±3.0	■
Reserve Unit	99	±1	1	13	86	±2	14.0	±2.0	■
AGR/FTS/AR	99	±1	1	14	85	±3	15.0	±3.0	■
IMA	99	±2	0	11	89	±5	11.0	±5.0	■
Non-Hispanic White	99	±1	1	13	87	±2	13.0	±2.0	■
Total Minority	99	±1	1	14	85	±2	15.0	±2.0	■
ARNG	99	±1	1	15	84	±2	16.0	±2.0	■
Enlisted	99	±1	1	15	84	±2	16.0	±2.0	■
Officers	99	±1	1	14	85	±4	15.0	±4.0	■
USAR	99	±1	1	14	85	±3	15.0	±3.0	■
Enlisted	99	±1	1	14	85	±3	15.0	±3.0	■
Officers	98	±2	0	15	85	±4	15.0	±4.0	■
USNR	99	±1	1	13	86	±4	14.0	±4.0	■
Enlisted	99	±1	1	13	85	±5	15.0	±5.0	■
Officers	100	±0	2	10	88	±5	12.0	±5.0	■
USMCR	98	±2	1	11	89	±5	11.0	±5.0	■
Enlisted	98	±2	1	11	88	±5	12.0	±5.0	■
Officers	100	±1	0	9	91	±4	9.0	±4.0	■
ANG	99	±1	0	10	90	±2	10.0	±2.0	■
Enlisted	99	±1	0	10	90	±3	10.0	±3.0	■
Officers	100	±0	0	8	92	±4	8.0	±4.0	■
USAFR	99	±1	1	8	92	±3	8.0	±3.0	■
Enlisted	99	±1	1	8	92	±3	8.0	±3.0	■
Officers	100	±0	0	7	93	±5	7.0	±5.0	■
USCGR	99	±1	1	12	87	±3	13.0	±3.0	■
Enlisted	99	±1	0	12	88	±4	12.0	±4.0	■
E1 - E4	99	±2	0	4	96	±3	4.0	±3.0	■
E5 - E9	99	±2	0	17	83	±5	17.0	±5.0	■
Officers	100	±1	1	14	85	±3	15.0	±3.0	■
O1 - O3	100	±1	1	17	82	±4	18.0	±4.0	■
O4 - O6	99	±2	1	10	89	±5	11.0	±5.0	■
Females	99	±1	3	8	90	±3	10.0	±3.0	■
Enlisted	100	±1	3	8	90	±4	10.0	±4.0	■
Officers	99	±2	2	8	90	±5	10.0	±5.0	■
Males	99	±1	0	13	87	±4	13.0	±4.0	■
Enlisted	99	±2	0	12	88	±4	12.0	±4.0	■
Officers	100	±1	1	16	83	±4	17.0	±4.0	■

54. During the past 12 months, did any of the following happen to you? If it did, do you believe your gender was a factor?
e. Your current military assignment has not made use of your job skills.

1. Yes, and your gender was a factor 2. Yes, but your gender was NOT a factor 3. No, or does not apply

	Percent Responding		Percentages			Max ME	Experienced Behavior		
			1	2	3				
TOTAL DOD	98	±1	1	15	84	±1	16.0	±1.0	■
ARNG	99	±1	1	16	83	±2	17.0	±2.0	■
USAR	98	±1	1	18	81	±2	19.0	±2.0	■
USNR	97	±2	1	18	81	±4	19.0	±4.0	■
USMCR	99	±2	1	14	85	±5	15.0	±5.0	■
ANG	98	±1	1	10	90	±2	10.0	±2.0	■
USAFR	98	±1	1	11	88	±3	12.0	±3.0	■
Enlisted	98	±1	1	16	84	±1	16.0	±1.0	■
E1 – E4	98	±1	1	16	83	±2	17.0	±2.0	■
E1 – E3	98	±1	1	12	88	±3	12.0	±3.0	■
E4	99	±1	1	19	80	±3	20.0	±3.0	■
E5 – E9	98	±1	1	15	84	±2	16.0	±2.0	■
E5 – E7	98	±1	1	15	84	±2	16.0	±2.0	■
E8 – E9	98	±1	1	10	89	±3	11.0	±3.0	■
Officers	99	±1	1	13	86	±2	14.0	±2.0	■
O1 – O3	99	±1	1	13	86	±3	14.0	±3.0	■
O4 – O6	98	±1	1	13	86	±2	14.0	±2.0	■
W1 – W5	98	±2	0	16	84	±5	16.0	±5.0	■
Reserve Unit	98	±1	1	16	84	±1	16.0	±1.0	■
AGR/FTS/AR	98	±1	1	12	87	±2	13.0	±2.0	■
IMA	98	±2	1	14	85	±4	15.0	±4.0	■
Not Activated Past 12 Months	98	±1	1	15	84	±1	16.0	±1.0	■
Activated Past 12 Months	99	±1	1	16	83	±2	17.0	±2.0	■
Not Deployed Past 12 Months	98	±1	1	15	84	±1	16.0	±1.0	■
Deployed Past 12 Months	99	±1	1	15	84	±3	16.0	±3.0	■
Non-Hispanic White	99	±1	1	16	84	±2	16.0	±2.0	■
Total Minority	98	±1	1	15	84	±2	16.0	±2.0	■
Non-Hispanic Black	97	±2	1	14	85	±3	15.0	±3.0	■
Hispanic	98	±1	1	15	84	±3	16.0	±3.0	■
FEMALES	98	±1	3	16	81	±2	19.0	±2.0	■
Enlisted	98	±1	3	16	82	±2	18.0	±2.0	■
E1 – E4	99	±1	3	17	81	±3	19.0	±3.0	■
E5 – E9	98	±1	2	15	83	±2	17.0	±2.0	■
Officers	98	±1	4	16	80	±3	20.0	±3.0	■
O1 – O3	98	±1	3	16	81	±4	19.0	±4.0	■
O4 – O6	98	±2	4	17	79	±4	21.0	±4.0	■
Reserve Unit	98	±1	3	16	81	±2	19.0	±2.0	■
AGR/FTS/AR	98	±2	3	14	84	±3	16.0	±3.0	■
IMA	98	±2	3	15	82	±5	18.0	±5.0	■
Non-Hispanic White	99	±1	3	16	81	±2	19.0	±2.0	■
Total Minority	98	±1	2	15	82	±2	18.0	±2.0	■
ARNG	99	±1	3	15	82	±3	18.0	±3.0	■
Enlisted	99	±1	3	15	82	±3	18.0	±3.0	■
Officers	98	±2	4	15	81	±6	19.0	±6.0	■
USAR	98	±1	3	19	78	±3	22.0	±3.0	■
Enlisted	98	±1	3	19	78	±3	22.0	±3.0	■
Officers	98	±2	3	20	77	±5	23.0	±5.0	■

Note. Percent responding are Reserve members who answered the question.

2012 Workplace and Gender Relations Survey of Reserve Component Members

54e. Continued	Percent Responding		Percentages			Max ME	Experienced Behavior		
			1	2	3				
USNR	99	±2	2	18	81	±5	19.0	±5.0	■
Enlisted	99	±2	1	18	81	±6	19.0	±6.0	■
Officers	99	±1	4	17	80	±6	20.0	±6.0	■
USMCR	99	±1	3	18	79	±8	21.0	±8.0	■
Enlisted	100	±1	3	17	80	±9	20.0	±9.0	■
Officers	98	±3	3	25	72	±11	28.0	±11.0	■
ANG	98	±1	2	12	86	±3	14.0	±3.0	■
Enlisted	98	±1	2	12	86	±3	14.0	±3.0	■
Officers	99	±2	3	12	85	±5	15.0	±5.0	■
USAFR	98	±2	2	13	85	±3	15.0	±3.0	■
Enlisted	98	±2	2	12	85	±4	15.0	±4.0	■
Officers	98	±2	3	14	83	±5	17.0	±5.0	■
MALES	98	±1	0	15	84	±2	16.0	±2.0	■
Enlisted	98	±1	1	16	84	±2	16.0	±2.0	■
E1 – E4	98	±1	0	16	83	±2	17.0	±2.0	■
E5 – E9	98	±1	1	15	84	±2	16.0	±2.0	■
Officers	99	±1	0	12	87	±2	13.0	±2.0	■
O1 – O3	99	±1	1	12	87	±4	13.0	±4.0	■
O4 – O6	99	±1	0	12	88	±3	12.0	±3.0	■
Reserve Unit	98	±1	1	15	84	±2	16.0	±2.0	■
AGR/FTS/AR	98	±2	0	11	88	±3	12.0	±3.0	■
IMA	98	±2	0	14	86	±5	14.0	±5.0	■
Non-Hispanic White	99	±1	0	15	84	±2	16.0	±2.0	■
Total Minority	98	±1	1	14	85	±2	15.0	±2.0	■
ARNG	99	±1	1	16	84	±2	16.0	±2.0	■
Enlisted	99	±1	0	16	83	±2	17.0	±2.0	■
Officers	99	±1	1	12	87	±4	13.0	±4.0	■
USAR	98	±1	0	17	82	±3	18.0	±3.0	■
Enlisted	98	±1	1	18	81	±3	19.0	±3.0	■
Officers	98	±2	0	14	85	±4	15.0	±4.0	■
USNR	97	±2	1	18	81	±4	19.0	±4.0	■
Enlisted	96	±3	1	19	80	±5	20.0	±5.0	■
Officers	99	±1	0	14	86	±5	14.0	±5.0	■
USMCR	99	±2	1	14	86	±5	14.0	±5.0	■
Enlisted	99	±2	1	14	85	±6	15.0	±6.0	■
Officers	98	±2	0	11	89	±4	11.0	±4.0	■
ANG	98	±1	0	9	90	±2	10.0	±2.0	■
Enlisted	98	±1	0	9	91	±3	9.0	±3.0	■
Officers	99	±2	0	11	89	±5	11.0	±5.0	■
USAFR	98	±1	1	11	89	±3	11.0	±3.0	■
Enlisted	98	±2	1	11	88	±4	12.0	±4.0	■
Officers	98	±2	0	9	91	±5	9.0	±5.0	■
USCGR	99	±1	0	17	83	±3	17.0	±3.0	■
Enlisted	99	±1	0	16	84	±4	16.0	±4.0	■
E1 – E4	99	±1	0	18	82	±5	18.0	±5.0	■
E5 – E9	99	±1	0	15	85	±5	15.0	±5.0	■
Officers	99	±1	1	21	78	±3	22.0	±3.0	■
O1 – O3	99	±1	1	24	75	±5	25.0	±5.0	■
O4 – O6	99	±2	2	16	83	±6	17.0	±6.0	■
Females	99	±1	2	17	81	±3	19.0	±3.0	■
Enlisted	99	±1	2	16	82	±4	18.0	±4.0	■
Officers	100	±0	1	20	79	±6	21.0	±6.0	■
Males	99	±1	0	17	83	±4	17.0	±4.0	■
Enlisted	99	±1	0	16	84	±4	16.0	±4.0	■
Officers	98	±1	1	21	78	±4	22.0	±4.0	■

54. During the past 12 months, did any of the following happen to you? If it did, do you believe your gender was a factor?

f. Your current assignment is not good for your career if you continue in the military.

1. Yes, and your gender was a factor 2. Yes, but your gender was NOT a factor 3. No, or does not apply

	Percent Responding		Percentages			Max ME	Experienced Behavior		
			1	2	3				
TOTAL DOD	100	±1	1	12	87	±1	13.0	±1.0	■
ARNG	100	±1	1	12	87	±2	13.0	±2.0	■
USAR	100	±1	1	14	85	±2	15.0	±2.0	■
USNR	100	±1	1	17	82	±3	18.0	±3.0	■
USMCR	100	±1	1	12	87	±5	13.0	±5.0	■
ANG	99	±1	1	8	92	±2	8.0	±2.0	■
USAFR	99	±1	0	9	90	±2	10.0	±2.0	■
Enlisted	100	±1	1	13	87	±1	13.0	±1.0	■
E1 – E4	100	±1	1	13	87	±2	13.0	±2.0	■
E1 – E3	99	±1	0	8	91	±3	9.0	±3.0	■
E4	100	±1	1	15	84	±3	16.0	±3.0	■
E5 – E9	100	±1	1	12	87	±2	13.0	±2.0	■
E5 – E7	100	±1	1	13	86	±2	14.0	±2.0	■
E8 – E9	99	±1	0	7	93	±3	7.0	±3.0	■
Officers	100	±1	1	11	88	±2	12.0	±2.0	■
O1 – O3	99	±1	1	11	88	±3	12.0	±3.0	■
O4 – O6	100	±1	1	12	87	±2	13.0	±2.0	■
W1 – W5	99	±1	0	8	92	±4	8.0	±4.0	■
Reserve Unit	100	±1	1	12	87	±1	13.0	±1.0	■
AGR/FTS/AR	100	±1	1	13	87	±2	13.0	±2.0	■
IMA	99	±1	1	13	86	±4	14.0	±4.0	■
Not Activated Past 12 Months	100	±1	1	12	87	±1	13.0	±1.0	■
Activated Past 12 Months	100	±1	1	12	87	±2	13.0	±2.0	■
Not Deployed Past 12 Months	100	±1	1	13	87	±1	13.0	±1.0	■
Deployed Past 12 Months	100	±1	1	11	88	±3	12.0	±3.0	■
Non-Hispanic White	100	±1	1	12	88	±1	12.0	±1.0	■
Total Minority	100	±1	1	13	86	±2	14.0	±2.0	■
Non-Hispanic Black	99	±1	1	14	85	±3	15.0	±3.0	■
Hispanic	100	±1	1	12	87	±3	13.0	±3.0	■
FEMALES	99	±1	2	13	85	±2	15.0	±2.0	■
Enlisted	99	±1	2	13	85	±2	15.0	±2.0	■
E1 – E4	99	±1	2	13	85	±2	15.0	±2.0	■
E5 – E9	99	±1	2	13	85	±2	15.0	±2.0	■
Officers	99	±1	2	12	86	±2	14.0	±2.0	■
O1 – O3	99	±1	2	11	87	±3	13.0	±3.0	■
O4 – O6	100	±1	2	13	85	±3	15.0	±3.0	■
Reserve Unit	99	±1	2	13	85	±2	15.0	±2.0	■
AGR/FTS/AR	100	±1	3	13	84	±3	16.0	±3.0	■
IMA	98	±2	2	13	85	±5	15.0	±5.0	■
Non-Hispanic White	100	±1	2	13	85	±2	15.0	±2.0	■
Total Minority	99	±1	2	13	85	±2	15.0	±2.0	■
ARNG	99	±1	2	10	87	±2	13.0	±2.0	■
Enlisted	100	±1	2	11	87	±2	13.0	±2.0	■
Officers	98	±2	3	7	90	±5	10.0	±5.0	■
USAR	99	±1	2	17	81	±3	19.0	±3.0	■
Enlisted	99	±1	2	17	81	±3	19.0	±3.0	■
Officers	100	±1	1	15	84	±4	16.0	±4.0	■

Note. Percent responding are Reserve members who answered the question.

2012 Workplace and Gender Relations Survey of Reserve Component Members

54f. Continued	Percent Responding		Percentages			Max ME	Experienced Behavior		
			1	2	3				
USNR	99	±2	2	17	81	±5	19.0	±5.0	■
Enlisted	99	±2	2	17	81	±6	19.0	±6.0	■
Officers	99	±1	2	14	84	±6	16.0	±6.0	■
USMCR	100	±1	2	16	82	±7	18.0	±7.0	■
Enlisted	100	±0	2	16	82	±9	18.0	±9.0	■
Officers	99	±2	1	16	83	±10	17.0	±10.0	■
ANG	100	±1	2	9	89	±3	11.0	±3.0	■
Enlisted	100	±1	2	9	89	±3	11.0	±3.0	■
Officers	99	±1	3	8	89	±4	11.0	±4.0	■
USAFR	99	±1	2	12	86	±3	14.0	±3.0	■
Enlisted	99	±1	1	13	86	±4	14.0	±4.0	■
Officers	99	±1	3	12	86	±4	14.0	±4.0	■
MALES	100	±1	0	12	87	±1	13.0	±1.0	■
Enlisted	100	±1	0	12	87	±2	13.0	±2.0	■
E1 - E4	100	±1	0	13	87	±2	13.0	±2.0	■
E5 - E9	100	±1	0	12	87	±2	13.0	±2.0	■
Officers	100	±1	0	11	88	±2	12.0	±2.0	■
O1 - O3	100	±1	0	12	88	±3	12.0	±3.0	■
O4 - O6	100	±1	1	12	87	±3	13.0	±3.0	■
Reserve Unit	100	±1	0	12	87	±1	13.0	±1.0	■
AGR/FTS/AR	100	±1	0	13	87	±3	13.0	±3.0	■
IMA	100	±1	0	13	87	±5	13.0	±5.0	■
Non-Hispanic White	100	±1	0	12	88	±2	12.0	±2.0	■
Total Minority	100	±1	1	13	86	±2	14.0	±2.0	■
ARNG	100	±1	0	13	87	±2	13.0	±2.0	■
Enlisted	100	±1	0	13	87	±2	13.0	±2.0	■
Officers	100	±1	0	12	88	±4	12.0	±4.0	■
USAR	100	±1	0	13	86	±3	14.0	±3.0	■
Enlisted	100	±1	0	14	86	±3	14.0	±3.0	■
Officers	100	±1	0	12	88	±4	12.0	±4.0	■
USNR	100	±1	1	18	82	±4	18.0	±4.0	■
Enlisted	100	±1	0	19	81	±5	19.0	±5.0	■
Officers	100	±1	1	13	86	±5	14.0	±5.0	■
USMCR	100	±1	0	12	87	±5	13.0	±5.0	■
Enlisted	100	±1	1	12	87	±6	13.0	±6.0	■
Officers	99	±1	0	12	88	±5	12.0	±5.0	■
ANG	99	±1	0	7	92	±2	8.0	±2.0	■
Enlisted	99	±1	0	7	92	±2	8.0	±2.0	■
Officers	100	±0	0	8	92	±4	8.0	±4.0	■
USAFR	99	±1	0	8	92	±3	8.0	±3.0	■
Enlisted	99	±1	0	8	92	±3	8.0	±3.0	■
Officers	100	±1	0	11	89	±5	11.0	±5.0	■
USCGR	100	±1	0	11	88	±3	12.0	±3.0	■
Enlisted	99	±1	0	11	89	±3	11.0	±3.0	■
E1 - E4	99	±1	0	14	86	±4	14.0	±4.0	■
E5 - E9	100	±1	0	9	90	±4	10.0	±4.0	■
Officers	100	±1	1	13	86	±3	14.0	±3.0	■
O1 - O3	100	±1	0	14	86	±4	14.0	±4.0	■
O4 - O6	100	±0	1	13	87	±5	13.0	±5.0	■
Females	99	±1	1	11	88	±3	12.0	±3.0	■
Enlisted	99	±1	1	10	89	±4	11.0	±4.0	■
Officers	99	±1	2	14	84	±5	16.0	±5.0	■
Males	100	±1	0	12	88	±3	12.0	±3.0	■
Enlisted	100	±1	0	11	89	±4	11.0	±4.0	■
Officers	100	±1	0	13	86	±3	14.0	±3.0	■

54. During the past 12 months, did any of the following happen to you? If it did, do you believe your gender was a factor?
 g. You did not receive day-to-day, short-term tasks in your military job that would have helped you prepare for advancement.

1. Yes, and your gender was a factor 2. Yes, but your gender was NOT a factor 3. No, or does not apply

	Percent Responding		Percentages			Max ME	Experienced Behavior		
			1	2	3				
TOTAL DOD	99	±1	1	12	87	±1	13.0	±1.0	■
ARNG	99	±1	1	12	87	±2	13.0	±2.0	■
USAR	99	±1	1	15	85	±2	15.0	±2.0	■
USNR	100	±1	1	14	85	±3	15.0	±3.0	■
USMCR	99	±2	0	12	88	±5	12.0	±5.0	■
ANG	99	±1	1	9	91	±2	9.0	±2.0	■
USAFR	100	±1	1	8	92	±2	8.0	±2.0	■
Enlisted	99	±1	1	13	87	±1	13.0	±1.0	■
E1 – E4	99	±1	1	13	86	±2	14.0	±2.0	■
E1 – E3	99	±1	0	9	91	±3	9.0	±3.0	■
E4	99	±1	1	16	83	±3	17.0	±3.0	■
E5 – E9	99	±1	1	12	87	±2	13.0	±2.0	■
E5 – E7	99	±1	1	13	86	±2	14.0	±2.0	■
E8 – E9	99	±1	0	6	93	±2	7.0	±2.0	■
Officers	100	±1	1	9	90	±2	10.0	±2.0	■
O1 – O3	100	±1	1	11	88	±3	12.0	±3.0	■
O4 – O6	100	±1	1	8	91	±2	9.0	±2.0	■
W1 – W5	99	±1	0	7	92	±4	8.0	±4.0	■
Reserve Unit	99	±1	1	12	87	±1	13.0	±1.0	■
AGR/FTS/AR	99	±1	1	11	89	±2	11.0	±2.0	■
IMA	100	±1	1	10	89	±4	11.0	±4.0	■
Not Activated Past 12 Months	99	±1	1	12	88	±1	12.0	±1.0	■
Activated Past 12 Months	100	±1	1	14	85	±2	15.0	±2.0	■
Not Deployed Past 12 Months	99	±1	1	12	87	±1	13.0	±1.0	■
Deployed Past 12 Months	100	±1	1	13	87	±3	13.0	±3.0	■
Non-Hispanic White	100	±1	1	12	88	±1	12.0	±1.0	■
Total Minority	99	±1	1	13	86	±2	14.0	±2.0	■
Non-Hispanic Black	99	±1	1	14	85	±3	15.0	±3.0	■
Hispanic	99	±1	1	13	86	±3	14.0	±3.0	■
FEMALES	99	±1	3	14	83	±2	17.0	±2.0	■
Enlisted	99	±1	3	15	83	±2	17.0	±2.0	■
E1 – E4	100	±1	2	15	83	±2	17.0	±2.0	■
E5 – E9	99	±1	3	14	83	±2	17.0	±2.0	■
Officers	99	±1	3	12	85	±2	15.0	±2.0	■
O1 – O3	99	±1	3	14	83	±4	17.0	±4.0	■
O4 – O6	100	±1	3	10	87	±3	13.0	±3.0	■
Reserve Unit	99	±1	3	14	83	±2	17.0	±2.0	■
AGR/FTS/AR	99	±1	3	13	84	±3	16.0	±3.0	■
IMA	99	±2	2	13	85	±5	15.0	±5.0	■
Non-Hispanic White	100	±1	3	14	83	±2	17.0	±2.0	■
Total Minority	99	±1	3	14	83	±2	17.0	±2.0	■
ARNG	99	±1	3	13	84	±2	16.0	±2.0	■
Enlisted	99	±1	3	13	84	±3	16.0	±3.0	■
Officers	99	±2	3	11	86	±5	14.0	±5.0	■
USAR	99	±1	2	18	80	±3	20.0	±3.0	■
Enlisted	99	±1	2	18	80	±3	20.0	±3.0	■
Officers	100	±1	3	16	81	±5	19.0	±5.0	■

Note. Percent responding are Reserve members who answered the question.

2012 Workplace and Gender Relations Survey of Reserve Component Members

54g. Continued	Percent Responding		Percentages			Max ME	Experienced Behavior		
			1	2	3				
USNR	100	±1	1	18	81	±5	19.0	±5.0	■
Enlisted	100	±0	1	21	78	±6	22.0	±6.0	■
Officers	99	±1	2	8	89	±6	11.0	±6.0	■
USMCR	99	±1	2	11	87	±7	13.0	±7.0	■
Enlisted	100	±0	2	12	86	±8	14.0	±8.0	■
Officers	97	±5	1	9	90	±9	10.0	±9.0	■
ANG	99	±1	3	10	87	±3	13.0	±3.0	■
Enlisted	99	±1	3	11	86	±3	14.0	±3.0	■
Officers	100	±1	3	8	89	±4	11.0	±4.0	■
USAFR	99	±1	2	11	87	±3	13.0	±3.0	■
Enlisted	99	±1	2	12	86	±4	14.0	±4.0	■
Officers	99	±1	2	9	89	±4	11.0	±4.0	■
MALES	99	±1	0	12	88	±1	12.0	±1.0	■
Enlisted	99	±1	0	12	87	±2	13.0	±2.0	■
E1 - E4	99	±1	0	13	87	±2	13.0	±2.0	■
E5 - E9	99	±1	0	12	88	±2	12.0	±2.0	■
Officers	100	±1	0	9	91	±2	9.0	±2.0	■
O1 - O3	100	±1	0	11	89	±3	11.0	±3.0	■
O4 - O6	100	±1	0	8	92	±2	8.0	±2.0	■
Reserve Unit	99	±1	0	12	88	±1	12.0	±1.0	■
AGR/FTS/AR	99	±1	0	10	90	±3	10.0	±3.0	■
IMA	100	±1	0	9	91	±5	9.0	±5.0	■
Non-Hispanic White	99	±1	0	11	89	±2	11.0	±2.0	■
Total Minority	99	±1	1	13	86	±2	14.0	±2.0	■
ARNG	99	±1	0	12	87	±2	13.0	±2.0	■
Enlisted	99	±1	0	13	87	±2	13.0	±2.0	■
Officers	100	±1	0	9	91	±3	9.0	±3.0	■
USAR	99	±1	0	14	86	±3	14.0	±3.0	■
Enlisted	99	±1	0	14	85	±3	15.0	±3.0	■
Officers	99	±1	0	10	90	±4	10.0	±4.0	■
USNR	99	±1	1	13	86	±4	14.0	±4.0	■
Enlisted	99	±1	1	15	85	±5	15.0	±5.0	■
Officers	100	±1	1	8	91	±5	9.0	±5.0	■
USMCR	99	±2	0	12	88	±5	12.0	±5.0	■
Enlisted	99	±2	0	12	88	±6	12.0	±6.0	■
Officers	99	±2	0	11	89	±9	11.0	±9.0	■
ANG	99	±1	0	8	91	±2	9.0	±2.0	■
Enlisted	99	±1	0	8	91	±3	9.0	±3.0	■
Officers	100	±1	0	8	92	±5	8.0	±5.0	■
USAFR	100	±1	0	7	93	±3	7.0	±3.0	■
Enlisted	100	±1	0	7	93	±3	7.0	±3.0	■
Officers	100	±0	0	6	94	±4	6.0	±4.0	■
USCGR	99	±1	0	13	87	±3	13.0	±3.0	■
Enlisted	99	±1	0	14	86	±3	14.0	±3.0	■
E1 - E4	99	±1	0	16	84	±5	16.0	±5.0	■
E5 - E9	99	±1	0	12	88	±5	12.0	±5.0	■
Officers	99	±1	0	11	89	±3	11.0	±3.0	■
O1 - O3	100	±1	0	12	88	±4	12.0	±4.0	■
O4 - O6	99	±2	1	11	88	±5	12.0	±5.0	■
Females	100	±1	2	17	81	±4	19.0	±4.0	■
Enlisted	100	±1	2	18	80	±4	20.0	±4.0	■
Officers	99	±2	1	13	85	±5	15.0	±5.0	■
Males	99	±1	0	13	87	±3	13.0	±3.0	■
Enlisted	99	±1	0	13	87	±4	13.0	±4.0	■
Officers	99	±1	0	10	90	±3	10.0	±3.0	■

54. During the past 12 months, did any of the following happen to you? If it did, do you believe your gender was a factor?
h. You did not have a professional relationship with someone who advised (mentored) you on military career development or advancement.

1. Yes, and your gender was a factor 2. Yes, but your gender was NOT a factor 3. No, or does not apply

	Percent Responding		Percentages			Max ME	Experienced Behavior		
			1	2	3				
TOTAL DOD	99	±1	1	14	85	±1	15.0	±1.0	■
ARNG	100	±1	1	15	84	±2	16.0	±2.0	■
USAR	100	±1	1	17	82	±2	18.0	±2.0	■
USNR	100	±1	1	16	83	±3	17.0	±3.0	■
USMCR	99	±1	1	10	90	±4	10.0	±4.0	■
ANG	99	±1	1	10	89	±2	11.0	±2.0	■
USAFR	99	±1	1	10	89	±2	11.0	±2.0	■
Enlisted	99	±1	1	14	85	±1	15.0	±1.0	■
E1 – E4	99	±1	1	12	87	±2	13.0	±2.0	■
E1 – E3	100	±1	0	7	92	±3	8.0	±3.0	■
E4	99	±1	1	15	84	±2	16.0	±2.0	■
E5 – E9	100	±1	1	15	84	±2	16.0	±2.0	■
E5 – E7	100	±1	1	15	84	±2	16.0	±2.0	■
E8 – E9	100	±1	1	13	86	±3	14.0	±3.0	■
Officers	100	±1	1	17	82	±2	18.0	±2.0	■
O1 – O3	100	±1	1	17	81	±3	19.0	±3.0	■
O4 – O6	99	±1	1	16	82	±3	18.0	±3.0	■
W1 – W5	100	±1	0	17	83	±5	17.0	±5.0	■
Reserve Unit	99	±1	1	14	85	±1	15.0	±1.0	■
AGR/FTS/AR	100	±1	1	16	83	±3	17.0	±3.0	■
IMA	100	±1	1	16	82	±4	18.0	±4.0	■
Not Activated Past 12 Months	99	±1	1	14	86	±1	14.0	±1.0	■
Activated Past 12 Months	100	±1	1	16	83	±2	17.0	±2.0	■
Not Deployed Past 12 Months	99	±1	1	14	85	±1	15.0	±1.0	■
Deployed Past 12 Months	100	±1	1	15	84	±3	16.0	±3.0	■
Non-Hispanic White	100	±1	1	14	85	±1	15.0	±1.0	■
Total Minority	99	±1	1	15	84	±2	16.0	±2.0	■
Non-Hispanic Black	99	±1	1	15	84	±3	16.0	±3.0	■
Hispanic	99	±1	1	13	86	±3	14.0	±3.0	■
FEMALES	99	±1	3	16	81	±2	19.0	±2.0	■
Enlisted	99	±1	3	15	82	±2	18.0	±2.0	■
E1 – E4	100	±1	2	14	84	±2	16.0	±2.0	■
E5 – E9	99	±1	4	16	81	±2	19.0	±2.0	■
Officers	99	±1	5	20	74	±3	26.0	±3.0	■
O1 – O3	99	±1	5	21	74	±4	26.0	±4.0	■
O4 – O6	99	±1	6	19	75	±4	25.0	±4.0	■
Reserve Unit	99	±1	3	15	82	±2	18.0	±2.0	■
AGR/FTS/AR	99	±1	6	16	79	±4	21.0	±4.0	■
IMA	100	±0	5	19	76	±6	24.0	±6.0	■
Non-Hispanic White	100	±1	4	15	81	±2	19.0	±2.0	■
Total Minority	99	±1	3	16	81	±2	19.0	±2.0	■
ARNG	99	±1	4	14	82	±2	18.0	±2.0	■
Enlisted	99	±1	4	13	83	±3	17.0	±3.0	■
Officers	99	±2	6	21	73	±6	27.0	±6.0	■
USAR	99	±1	3	20	77	±3	23.0	±3.0	■
Enlisted	99	±1	3	19	78	±3	22.0	±3.0	■
Officers	99	±1	6	22	72	±5	28.0	±5.0	■

Note. Percent responding are Reserve members who answered the question.

2012 Workplace and Gender Relations Survey of Reserve Component Members

54h. Continued	Percent Responding		Percentages			Max ME	Experienced Behavior		
			1	2	3				
USNR	100	±1	3	15	82	±4	18.0	±4.0	
Enlisted	100	±1	3	14	84	±5	16.0	±5.0	
Officers	100	±1	3	21	76	±6	24.0	±6.0	
USMCR	100	±1	4	10	86	±6	14.0	±6.0	
Enlisted	100	±0	4	9	87	±7	13.0	±7.0	
Officers	99	±2	8	16	77	±10	23.0	±10.0	
ANG	100	±1	3	11	85	±3	15.0	±3.0	
Enlisted	100	±1	3	11	86	±3	14.0	±3.0	
Officers	100	±0	7	15	78	±5	22.0	±5.0	
USAFR	99	±1	2	14	84	±3	16.0	±3.0	
Enlisted	99	±1	2	13	85	±4	15.0	±4.0	
Officers	99	±1	4	17	80	±5	20.0	±5.0	
MALES	100	±1	0	14	86	±1	14.0	±1.0	
Enlisted	99	±1	0	13	86	±2	14.0	±2.0	
E1 - E4	99	±1	0	12	88	±2	12.0	±2.0	
E5 - E9	100	±1	1	15	84	±2	16.0	±2.0	
Officers	100	±1	0	16	84	±2	16.0	±2.0	
O1 - O3	100	±1	0	16	83	±4	17.0	±4.0	
O4 - O6	99	±1	1	16	84	±3	16.0	±3.0	
Reserve Unit	99	±1	0	14	86	±2	14.0	±2.0	
AGR/FTS/AR	100	±1	0	16	84	±3	16.0	±3.0	
IMA	100	±1	0	15	84	±5	16.0	±5.0	
Non-Hispanic White	100	±1	0	14	86	±2	14.0	±2.0	
Total Minority	99	±1	1	14	85	±2	15.0	±2.0	
ARNG	100	±1	0	15	84	±2	16.0	±2.0	
Enlisted	100	±1	0	15	85	±2	15.0	±2.0	
Officers	100	±1	0	18	82	±4	18.0	±4.0	
USAR	100	±1	1	16	84	±3	16.0	±3.0	
Enlisted	100	±1	1	15	84	±3	16.0	±3.0	
Officers	100	±1	0	19	81	±4	19.0	±4.0	
USNR	100	±1	1	16	84	±4	16.0	±4.0	
Enlisted	100	±1	0	16	83	±5	17.0	±5.0	
Officers	100	±0	1	13	85	±5	15.0	±5.0	
USMCR	99	±1	1	10	90	±5	10.0	±5.0	
Enlisted	99	±2	1	9	91	±5	9.0	±5.0	
Officers	99	±1	0	17	83	±8	17.0	±8.0	
ANG	99	±1	0	9	90	±2	10.0	±2.0	
Enlisted	99	±1	0	9	91	±3	9.0	±3.0	
Officers	100	±0	0	12	88	±5	12.0	±5.0	
USAFR	99	±1	0	9	91	±3	9.0	±3.0	
Enlisted	99	±1	0	9	91	±4	9.0	±4.0	
Officers	99	±2	0	9	90	±5	10.0	±5.0	
USCGR	100	±1	1	12	88	±3	12.0	±3.0	
Enlisted	100	±1	1	11	89	±3	11.0	±3.0	
E1 - E4	99	±1	0	9	91	±4	9.0	±4.0	
E5 - E9	100	±1	1	12	87	±5	13.0	±5.0	
Officers	100	±1	1	18	81	±3	19.0	±3.0	
O1 - O3	100	±1	0	19	81	±4	19.0	±4.0	
O4 - O6	100	±0	2	17	81	±5	19.0	±5.0	
Females	100	±1	2	14	84	±3	16.0	±3.0	
Enlisted	100	±1	2	12	86	±4	14.0	±4.0	
Officers	100	±0	4	21	76	±6	24.0	±6.0	
Males	100	±1	0	11	88	±3	12.0	±3.0	
Enlisted	100	±1	0	10	89	±4	11.0	±4.0	
Officers	100	±1	0	17	83	±4	17.0	±4.0	

54. During the past 12 months, did any of the following happen to you? If it did, do you believe your gender was a factor?

i. You did not learn until it was too late of opportunities that would have helped your military career.

1. Yes, and your gender was a factor 2. Yes, but your gender was NOT a factor 3. No, or does not apply

	Percent Responding		Percentages			Max ME	Experienced Behavior		
			1	2	3				
TOTAL DOD	99	±1	1	18	81	±1	19.0	±1.0	■
ARNG	99	±1	1	19	80	±2	20.0	±2.0	■
USAR	100	±1	1	20	78	±2	22.0	±2.0	■
USNR	99	±1	1	20	79	±4	21.0	±4.0	■
USMCR	99	±1	0	14	85	±5	15.0	±5.0	■
ANG	99	±1	1	12	87	±2	13.0	±2.0	■
USAFR	99	±1	1	14	85	±3	15.0	±3.0	■
Enlisted	99	±1	1	18	81	±2	19.0	±2.0	■
E1 – E4	99	±1	1	19	80	±2	20.0	±2.0	■
E1 – E3	99	±1	0	12	88	±3	12.0	±3.0	■
E4	99	±1	1	23	76	±3	24.0	±3.0	■
E5 – E9	99	±1	1	18	81	±2	19.0	±2.0	■
E5 – E7	99	±1	1	18	81	±2	19.0	±2.0	■
E8 – E9	99	±1	0	11	88	±3	12.0	±3.0	■
Officers	100	±1	1	15	84	±2	16.0	±2.0	■
O1 – O3	100	±1	1	18	81	±3	19.0	±3.0	■
O4 – O6	100	±1	1	14	85	±3	15.0	±3.0	■
W1 – W5	99	±2	0	11	89	±4	11.0	±4.0	■
Reserve Unit	99	±1	1	18	81	±1	19.0	±1.0	■
AGR/FTS/AR	99	±1	1	14	84	±3	16.0	±3.0	■
IMA	99	±1	1	17	82	±4	18.0	±4.0	■
Not Activated Past 12 Months	99	±1	1	17	82	±1	18.0	±1.0	■
Activated Past 12 Months	99	±1	1	21	78	±3	22.0	±3.0	■
Not Deployed Past 12 Months	99	±1	1	17	82	±1	18.0	±1.0	■
Deployed Past 12 Months	99	±1	1	20	80	±3	20.0	±3.0	■
Non-Hispanic White	99	±1	1	17	82	±2	18.0	±2.0	■
Total Minority	99	±1	1	19	79	±2	21.0	±2.0	■
Non-Hispanic Black	99	±1	1	20	79	±3	21.0	±3.0	■
Hispanic	99	±1	1	18	80	±3	20.0	±3.0	■
FEMALES	99	±1	3	19	77	±2	23.0	±2.0	■
Enlisted	99	±1	3	20	77	±2	23.0	±2.0	■
E1 – E4	99	±1	3	21	76	±3	24.0	±3.0	■
E5 – E9	99	±1	3	19	78	±2	22.0	±2.0	■
Officers	99	±1	4	18	78	±3	22.0	±3.0	■
O1 – O3	100	±1	4	21	75	±4	25.0	±4.0	■
O4 – O6	99	±1	5	15	80	±4	20.0	±4.0	■
Reserve Unit	99	±1	3	20	77	±2	23.0	±2.0	■
AGR/FTS/AR	99	±1	5	16	80	±4	20.0	±4.0	■
IMA	99	±1	2	17	81	±5	19.0	±5.0	■
Non-Hispanic White	99	±1	3	19	78	±2	22.0	±2.0	■
Total Minority	99	±1	3	20	77	±2	23.0	±2.0	■
ARNG	99	±1	4	20	76	±3	24.0	±3.0	■
Enlisted	99	±1	4	20	76	±3	24.0	±3.0	■
Officers	98	±2	6	17	78	±6	22.0	±6.0	■
USAR	99	±1	3	22	75	±3	25.0	±3.0	■
Enlisted	99	±1	3	23	75	±3	25.0	±3.0	■
Officers	100	±0	5	20	75	±5	25.0	±5.0	■

Note. Percent responding are Reserve members who answered the question.

2012 Workplace and Gender Relations Survey of Reserve Component Members

54i. Continued	Percent Responding		Percentages			Max ME	Experienced Behavior		
			1	2	3				
USNR	99	±1	2	18	80	±4	20.0	±4.0	■
Enlisted	99	±1	2	17	81	±5	19.0	±5.0	■
Officers	100	±1	4	18	78	±6	22.0	±6.0	■
USMCR	100	±1	3	15	82	±8	18.0	±8.0	■
Enlisted	100	±0	3	16	81	±9	19.0	±9.0	■
Officers	99	±2	3	8	89	±9	11.0	±9.0	■
ANG	99	±1	2	16	82	±3	18.0	±3.0	■
Enlisted	99	±1	2	16	82	±3	18.0	±3.0	■
Officers	99	±1	3	15	82	±5	18.0	±5.0	■
USAFR	99	±1	2	17	80	±4	20.0	±4.0	■
Enlisted	99	±2	2	18	80	±4	20.0	±4.0	■
Officers	99	±2	3	16	81	±5	19.0	±5.0	■
MALES	99	±1	0	17	82	±2	18.0	±2.0	■
Enlisted	99	±1	1	18	82	±2	18.0	±2.0	■
E1 – E4	99	±1	0	18	81	±3	19.0	±3.0	■
E5 – E9	99	±1	1	18	82	±2	18.0	±2.0	■
Officers	100	±1	0	15	85	±2	15.0	±2.0	■
O1 – O3	100	±1	0	17	83	±4	17.0	±4.0	■
O4 – O6	100	±1	1	14	86	±3	14.0	±3.0	■
Reserve Unit	99	±1	1	18	82	±2	18.0	±2.0	■
AGR/FTS/AR	100	±1	0	14	86	±3	14.0	±3.0	■
IMA	99	±1	1	17	83	±5	17.0	±5.0	■
Non-Hispanic White	99	±1	0	17	83	±2	17.0	±2.0	■
Total Minority	99	±1	1	19	80	±3	20.0	±3.0	■
ARNG	99	±1	0	18	81	±2	19.0	±2.0	■
Enlisted	99	±1	0	19	81	±2	19.0	±2.0	■
Officers	100	±1	0	14	85	±4	15.0	±4.0	■
USAR	100	±1	1	20	79	±3	21.0	±3.0	■
Enlisted	100	±1	1	20	79	±3	21.0	±3.0	■
Officers	99	±1	0	18	82	±4	18.0	±4.0	■
USNR	99	±1	1	21	79	±4	21.0	±4.0	■
Enlisted	99	±2	0	23	77	±5	23.0	±5.0	■
Officers	100	±0	2	14	85	±5	15.0	±5.0	■
USMCR	99	±1	0	14	86	±5	14.0	±5.0	■
Enlisted	99	±2	0	14	85	±6	15.0	±6.0	■
Officers	99	±1	0	13	87	±5	13.0	±5.0	■
ANG	99	±1	0	12	88	±3	12.0	±3.0	■
Enlisted	99	±1	0	12	88	±3	12.0	±3.0	■
Officers	100	±1	0	11	89	±5	11.0	±5.0	■
USAFR	100	±1	0	13	87	±3	13.0	±3.0	■
Enlisted	100	±1	0	13	87	±4	13.0	±4.0	■
Officers	99	±2	1	15	84	±6	16.0	±6.0	■
USCGR	99	±1	0	15	85	±3	15.0	±3.0	■
Enlisted	99	±1	0	15	85	±4	15.0	±4.0	■
E1 – E4	98	±2	1	15	84	±5	16.0	±5.0	■
E5 – E9	100	±1	0	15	85	±5	15.0	±5.0	■
Officers	100	±1	1	15	84	±3	16.0	±3.0	■
O1 – O3	100	±0	0	18	81	±4	19.0	±4.0	■
O4 – O6	100	±1	1	12	87	±5	13.0	±5.0	■
Females	99	±1	2	14	84	±3	16.0	±3.0	■
Enlisted	99	±1	2	13	85	±4	15.0	±4.0	■
Officers	99	±2	2	18	80	±6	20.0	±6.0	■
Males	99	±1	0	15	85	±4	15.0	±4.0	■
Enlisted	99	±1	0	15	85	±4	15.0	±4.0	■
Officers	100	±0	0	14	85	±4	15.0	±4.0	■

54. During the past 12 months, did any of the following happen to you? If it did, do you believe your gender was a factor?

j. You were unable to get straight answers about your military promotion possibilities.

1. Yes, and your gender was a factor 2. Yes, but your gender was NOT a factor 3. No, or does not apply

	Percent Responding		Percentages			Max ME	Experienced Behavior		
			1	2	3				
TOTAL DOD	98	±1	1	18	81	±1	19.0	±1.0	■
ARNG	98	±1	1	20	78	±2	22.0	±2.0	■
USAR	98	±1	1	20	79	±2	21.0	±2.0	■
USNR	98	±1	1	14	85	±3	15.0	±3.0	■
USMCR	98	±2	1	10	89	±5	11.0	±5.0	■
ANG	98	±1	1	15	84	±2	16.0	±2.0	■
USAFR	97	±2	1	14	85	±3	15.0	±3.0	■
Enlisted	98	±1	1	18	80	±2	20.0	±2.0	■
E1 – E4	98	±1	1	19	80	±2	20.0	±2.0	■
E1 – E3	99	±1	0	9	90	±3	10.0	±3.0	■
E4	98	±1	1	24	74	±3	26.0	±3.0	■
E5 – E9	98	±1	1	18	81	±2	19.0	±2.0	■
E5 – E7	98	±1	1	19	80	±2	20.0	±2.0	■
E8 – E9	98	±2	1	11	88	±3	12.0	±3.0	■
Officers	98	±1	1	16	83	±2	17.0	±2.0	■
O1 – O3	98	±2	1	17	81	±3	19.0	±3.0	■
O4 – O6	98	±1	1	16	83	±3	17.0	±3.0	■
W1 – W5	99	±2	0	11	89	±4	11.0	±4.0	■
Reserve Unit	98	±1	1	18	81	±1	19.0	±1.0	■
AGR/FTS/AR	98	±1	2	18	81	±3	19.0	±3.0	■
IMA	98	±1	1	16	83	±4	17.0	±4.0	■
Not Activated Past 12 Months	98	±1	1	17	82	±1	18.0	±1.0	■
Activated Past 12 Months	98	±1	1	23	76	±3	24.0	±3.0	■
Not Deployed Past 12 Months	98	±1	1	18	81	±1	19.0	±1.0	■
Deployed Past 12 Months	98	±2	1	21	78	±3	22.0	±3.0	■
Non-Hispanic White	98	±1	1	18	81	±2	19.0	±2.0	■
Total Minority	98	±1	1	18	80	±2	20.0	±2.0	■
Non-Hispanic Black	97	±2	1	19	80	±3	20.0	±3.0	■
Hispanic	98	±1	1	17	82	±3	18.0	±3.0	■
FEMALES	98	±1	4	19	78	±2	22.0	±2.0	■
Enlisted	98	±1	4	19	77	±2	23.0	±2.0	■
E1 – E4	98	±1	3	21	76	±3	24.0	±3.0	■
E5 – E9	98	±1	4	17	79	±2	21.0	±2.0	■
Officers	98	±1	5	16	79	±3	21.0	±3.0	■
O1 – O3	98	±2	5	19	76	±4	24.0	±4.0	■
O4 – O6	98	±2	5	14	82	±3	18.0	±3.0	■
Reserve Unit	98	±1	4	19	77	±2	23.0	±2.0	■
AGR/FTS/AR	98	±1	6	16	79	±4	21.0	±4.0	■
IMA	99	±2	3	20	78	±6	22.0	±6.0	■
Non-Hispanic White	99	±1	4	19	77	±2	23.0	±2.0	■
Total Minority	97	±1	3	18	79	±2	21.0	±2.0	■
ARNG	98	±1	5	20	75	±3	25.0	±3.0	■
Enlisted	98	±1	5	21	74	±3	26.0	±3.0	■
Officers	98	±2	6	15	79	±6	21.0	±6.0	■
USAR	98	±1	3	20	76	±3	24.0	±3.0	■
Enlisted	98	±1	3	21	76	±3	24.0	±3.0	■
Officers	97	±2	5	19	76	±5	24.0	±5.0	■

Note. Percent responding are Reserve members who answered the question.

2012 Workplace and Gender Relations Survey of Reserve Component Members

54j. Continued	Percent Responding		Percentages			Max ME	Experienced Behavior		
			1	2	3				
USNR	99	±2	2	15	84	±4	16.0	±4.0	■
Enlisted	99	±2	1	15	84	±5	16.0	±5.0	■
Officers	99	±1	2	15	83	±6	17.0	±6.0	■
USMCR	97	±3	3	8	89	±7	11.0	±7.0	■
Enlisted	98	±3	4	8	88	±8	12.0	±8.0	■
Officers	95	±5	2	6	92	±9	8.0	±9.0	■
ANG	99	±1	4	16	79	±3	21.0	±3.0	■
Enlisted	99	±1	4	17	79	±3	21.0	±3.0	■
Officers	99	±2	6	11	83	±5	17.0	±5.0	■
USAFR	98	±2	2	16	82	±3	18.0	±3.0	■
Enlisted	98	±2	2	17	81	±4	19.0	±4.0	■
Officers	98	±2	4	13	83	±5	17.0	±5.0	■
MALES	98	±1	1	18	82	±2	18.0	±2.0	■
Enlisted	98	±1	1	18	81	±2	19.0	±2.0	■
E1 - E4	99	±1	0	18	81	±3	19.0	±3.0	■
E5 - E9	98	±1	1	18	81	±2	19.0	±2.0	■
Officers	98	±1	0	16	84	±2	16.0	±2.0	■
O1 - O3	98	±2	0	17	83	±4	17.0	±4.0	■
O4 - O6	98	±2	1	16	83	±3	17.0	±3.0	■
Reserve Unit	98	±1	1	18	82	±2	18.0	±2.0	■
AGR/FTS/AR	99	±1	1	18	81	±3	19.0	±3.0	■
IMA	98	±2	0	15	84	±5	16.0	±5.0	■
Non-Hispanic White	98	±1	0	18	82	±2	18.0	±2.0	■
Total Minority	98	±1	1	19	81	±2	19.0	±2.0	■
ARNG	98	±1	0	21	79	±2	21.0	±2.0	■
Enlisted	99	±1	0	20	79	±2	21.0	±2.0	■
Officers	97	±2	0	23	77	±4	23.0	±4.0	■
USAR	98	±1	1	19	80	±3	20.0	±3.0	■
Enlisted	98	±1	1	21	79	±3	21.0	±3.0	■
Officers	97	±2	0	13	87	±4	13.0	±4.0	■
USNR	98	±2	1	14	86	±4	14.0	±4.0	■
Enlisted	98	±2	1	15	84	±5	16.0	±5.0	■
Officers	98	±2	2	9	89	±5	11.0	±5.0	■
USMCR	98	±2	1	11	89	±5	11.0	±5.0	■
Enlisted	98	±2	1	11	88	±5	12.0	±5.0	■
Officers	97	±2	0	8	92	±4	8.0	±4.0	■
ANG	98	±1	1	15	85	±3	15.0	±3.0	■
Enlisted	98	±1	1	15	84	±3	16.0	±3.0	■
Officers	99	±2	0	11	88	±5	12.0	±5.0	■
USAFR	97	±2	0	13	86	±3	14.0	±3.0	■
Enlisted	96	±2	0	13	87	±4	13.0	±4.0	■
Officers	98	±2	0	14	86	±6	14.0	±6.0	■
USCGR	98	±1	0	11	89	±3	11.0	±3.0	■
Enlisted	98	±1	0	10	90	±3	10.0	±3.0	■
E1 - E4	98	±2	0	11	88	±4	12.0	±4.0	■
E5 - E9	98	±2	0	9	90	±5	10.0	±5.0	■
Officers	99	±1	1	13	86	±3	14.0	±3.0	■
O1 - O3	99	±1	0	14	86	±4	14.0	±4.0	■
O4 - O6	98	±2	2	15	83	±5	17.0	±5.0	■
Females	98	±2	2	9	89	±3	11.0	±3.0	■
Enlisted	98	±2	2	7	91	±3	9.0	±3.0	■
Officers	99	±1	2	17	81	±6	19.0	±6.0	■
Males	98	±1	0	11	89	±3	11.0	±3.0	■
Enlisted	98	±2	0	11	89	±4	11.0	±4.0	■
Officers	99	±2	0	12	88	±3	12.0	±3.0	■

54. During the past 12 months, did any of the following happen to you? If it did, do you believe your gender was a factor?

k. You were excluded from social events important to military career development and being kept informed.

1. Yes, and your gender was a factor 2. Yes, but your gender was NOT a factor 3. No, or does not apply

	Percent Responding		Percentages			Max ME	Experienced Behavior	
			1	2	3			
TOTAL DOD	99	±1	1	5	94	±1	6.0	±1.0
ARNG	99	±1	1	6	94	±1	6.0	±1.0
USAR	100	±1	1	5	94	±1	6.0	±1.0
USNR	99	±1	1	6	94	±3	6.0	±3.0
USMCR	100	±1	1	6	93	±4	7.0	±4.0
ANG	100	±1	1	3	96	±1	4.0	±1.0
USAFR	100	±1	1	3	97	±2	3.0	±2.0
Enlisted	99	±1	1	5	94	±1	6.0	±1.0
E1 – E4	99	±1	0	5	95	±2	5.0	±2.0
E1 – E3	99	±1	0	3	97	±2	3.0	±2.0
E4	99	±1	0	6	93	±2	7.0	±2.0
E5 – E9	99	±1	1	5	94	±1	6.0	±1.0
E5 – E7	99	±1	1	5	94	±1	6.0	±1.0
E8 – E9	99	±1	1	5	95	±2	5.0	±2.0
Officers	100	±1	1	4	95	±1	5.0	±1.0
O1 – O3	100	±1	1	4	95	±2	5.0	±2.0
O4 – O6	100	±1	1	4	95	±2	5.0	±2.0
W1 – W5	99	±1	1	4	95	±3	5.0	±3.0
Reserve Unit	99	±1	1	5	94	±1	6.0	±1.0
AGR/FTS/AR	99	±1	1	5	94	±2	6.0	±2.0
IMA	100	±1	1	3	96	±2	4.0	±2.0
Not Activated Past 12 Months	99	±1	1	4	95	±1	5.0	±1.0
Activated Past 12 Months	100	±1	1	7	92	±2	8.0	±2.0
Not Deployed Past 12 Months	99	±1	1	5	95	±1	5.0	±1.0
Deployed Past 12 Months	100	±1	1	6	93	±2	7.0	±2.0
Non-Hispanic White	100	±1	1	5	95	±1	5.0	±1.0
Total Minority	99	±1	1	6	94	±1	6.0	±1.0
Non-Hispanic Black	99	±1	1	6	94	±2	6.0	±2.0
Hispanic	99	±1	1	5	94	±2	6.0	±2.0
FEMALES	99	±1	3	5	92	±1	8.0	±1.0
Enlisted	99	±1	2	6	92	±1	8.0	±1.0
E1 – E4	99	±1	2	5	93	±2	7.0	±2.0
E5 – E9	99	±1	2	6	92	±2	8.0	±2.0
Officers	99	±1	5	5	90	±2	10.0	±2.0
O1 – O3	99	±1	5	4	91	±3	9.0	±3.0
O4 – O6	100	±1	5	5	90	±3	10.0	±3.0
Reserve Unit	99	±1	2	5	92	±1	8.0	±1.0
AGR/FTS/AR	99	±1	4	6	90	±3	10.0	±3.0
IMA	98	±2	3	5	92	±4	8.0	±4.0
Non-Hispanic White	99	±1	3	5	92	±2	8.0	±2.0
Total Minority	99	±1	2	6	92	±2	8.0	±2.0
ARNG	99	±1	3	5	92	±2	8.0	±2.0
Enlisted	99	±1	3	5	92	±2	8.0	±2.0
Officers	99	±2	7	5	87	±5	13.0	±5.0
USAR	99	±1	2	7	91	±2	9.0	±2.0
Enlisted	99	±1	2	8	90	±2	10.0	±2.0
Officers	100	±0	4	4	92	±3	8.0	±3.0

Note. Percent responding are Reserve members who answered the question.

2012 Workplace and Gender Relations Survey of Reserve Component Members

54k. Continued	Percent Responding		Percentages			Max ME	Experienced Behavior		
			1	2	3				
USNR	100	±1	1	5	94	±3	6.0	±3.0	
Enlisted	100	±0	0	4	95	±3	5.0	±3.0	
Officers	99	±2	4	6	91	±7	9.0	±6.0	
USMCR	99	±1	3	5	91	±6	9.0	±6.0	
Enlisted	99	±1	3	6	91	±7	9.0	±7.0	
Officers	99	±2	6	3	92	±8	8.0	±8.0	
ANG	99	±1	3	4	93	±2	7.0	±2.0	
Enlisted	99	±1	2	4	94	±2	6.0	±2.0	
Officers	99	±2	6	5	89	±4	11.0	±4.0	
USAFR	99	±1	1	5	94	±2	6.0	±2.0	
Enlisted	98	±2	1	5	95	±3	5.0	±3.0	
Officers	99	±1	4	5	91	±4	9.0	±4.0	
MALES	100	±1	0	5	95	±1	5.0	±1.0	
Enlisted	99	±1	0	5	95	±1	5.0	±1.0	
E1 - E4	99	±1	0	5	95	±2	5.0	±2.0	
E5 - E9	100	±1	0	5	95	±1	5.0	±1.0	
Officers	100	±1	0	4	96	±2	4.0	±2.0	
O1 - O3	100	±0	0	4	96	±2	4.0	±2.0	
O4 - O6	100	±1	0	4	96	±2	4.0	±2.0	
Reserve Unit	100	±1	0	5	95	±1	5.0	±1.0	
AGR/FTS/AR	99	±1	1	4	95	±2	5.0	±2.0	
IMA	100	±1	1	2	97	±3	3.0	±3.0	
Non-Hispanic White	100	±1	0	4	95	±1	5.0	±1.0	
Total Minority	99	±1	0	6	94	±2	6.0	±2.0	
ARNG	99	±1	0	6	94	±2	6.0	±2.0	
Enlisted	99	±1	0	6	94	±2	6.0	±2.0	
Officers	100	±1	0	5	95	±3	5.0	±3.0	
USAR	100	±1	0	4	96	±2	4.0	±2.0	
Enlisted	100	±1	0	4	96	±2	4.0	±2.0	
Officers	100	±1	0	5	95	±3	5.0	±3.0	
USNR	99	±2	0	6	94	±3	6.0	±3.0	
Enlisted	99	±2	0	7	93	±4	7.0	±4.0	
Officers	100	±0	1	3	97	±4	3.0	±4.0	
USMCR	100	±1	1	7	93	±5	7.0	±5.0	
Enlisted	100	±1	1	7	92	±5	8.0	±5.0	
Officers	100	±1	0	2	98	±3	2.0	±3.0	
ANG	100	±1	0	3	97	±2	3.0	±2.0	
Enlisted	100	±1	0	3	97	±2	3.0	±2.0	
Officers	100	±0	0	3	97	±3	3.0	±3.0	
USAFR	100	±1	0	2	97	±2	3.0	±2.0	
Enlisted	100	±1	0	2	97	±2	3.0	±2.0	
Officers	100	±0	0	2	98	±3	2.0	±3.0	
USCGR	100	±1	0	4	96	±2	4.0	±2.0	
Enlisted	100	±1	0	4	96	±2	4.0	±2.0	
E1 - E4	99	±1	0	3	96	±3	4.0	±3.0	
E5 - E9	100	±1	0	4	95	±3	5.0	±3.0	
Officers	100	±1	1	5	94	±2	6.0	±2.0	
O1 - O3	100	±1	1	5	94	±3	6.0	±3.0	
O4 - O6	100	±0	1	5	94	±4	6.0	±4.0	
Females	99	±1	2	5	93	±3	7.0	±3.0	
Enlisted	99	±1	2	5	94	±3	6.0	±3.0	
Officers	100	±0	2	6	91	±4	9.0	±4.0	
Males	100	±1	0	4	96	±2	4.0	±2.0	
Enlisted	100	±1	0	4	96	±3	4.0	±3.0	
Officers	100	±1	0	5	95	±3	5.0	±3.0	

54. During the past 12 months, did any of the following happen to you? If it did, do you believe your gender was a factor?
 Constructed from Q54I-m.

I. You did not get a military job assignment that you wanted and for which you were qualified.

- 1. Yes, and your gender was a factor (assignment was legally open to women)
- 2. Yes, and your gender was a factor (assignment was not legally open to women)
- 3. Yes, but your gender was NOT a factor
- 4. No, or does not apply

	Percent Responding		Percentages				Max ME	Experienced Behavior		
			1	2	3	4				
TOTAL DOD	100	±1	1	0	11	88	±1	12.0	±1.0	■
ARNG	100	±1	1	0	13	86	±2	14.0	±2.0	■
USAR	99	±1	1	0	11	88	±2	12.0	±2.0	■
USNR	100	±1	1	0	11	88	±3	12.0	±3.0	■
USMCR	100	±1	0	0	11	88	±5	12.0	±5.0	■
ANG	99	±1	1	0	9	90	±2	10.0	±2.0	■
USAFR	99	±1	1	0	9	91	±2	9.0	±2.0	■
Enlisted	99	±1	1	0	11	88	±1	12.0	±1.0	■
E1 – E4	99	±1	1	0	10	89	±2	11.0	±2.0	■
E1 – E3	99	±1	0	0	7	93	±3	7.0	±3.0	■
E4	100	±1	1	0	12	87	±2	13.0	±2.0	■
E5 – E9	99	±1	1	0	12	86	±2	14.0	±2.0	■
E5 – E7	100	±1	1	0	13	86	±2	14.0	±2.0	■
E8 – E9	99	±1	1	0	10	89	±3	11.0	±3.0	■
Officers	100	±1	1	0	12	87	±2	13.0	±2.0	■
O1 – O3	100	±1	1	0	10	88	±3	12.0	±3.0	■
O4 – O6	100	±1	1	0	14	84	±3	16.0	±3.0	■
W1 – W5	100	±1	1	0	9	90	±4	10.0	±4.0	■
Reserve Unit	100	±1	1	0	11	88	±1	12.0	±1.0	■
AGR/FTS/AR	99	±1	1	0	14	85	±3	15.0	±3.0	■
IMA	100	±1	1	0	9	90	±4	10.0	±4.0	■
Not Activated Past 12 Months	99	±1	1	0	10	89	±1	11.0	±1.0	■
Activated Past 12 Months	100	±1	1	0	16	83	±2	17.0	±2.0	■
Not Deployed Past 12 Months	99	±1	1	0	11	88	±1	12.0	±1.0	■
Deployed Past 12 Months	100	±1	1	0	14	85	±3	15.0	±3.0	■
Non-Hispanic White	100	±1	1	0	11	88	±1	12.0	±1.0	■
Total Minority	99	±1	1	0	12	87	±2	13.0	±2.0	■
Non-Hispanic Black	99	±1	1	0	12	87	±3	13.0	±3.0	■
Hispanic	100	±1	1	0	11	87	±3	13.0	±3.0	■
FEMALES	99	±1	3	0	10	87	±1	13.0	±1.0	■
Enlisted	99	±1	3	0	11	86	±2	14.0	±2.0	■
E1 – E4	99	±1	2	0	10	88	±2	12.0	±2.0	■
E5 – E9	99	±1	4	0	11	85	±2	15.0	±2.0	■
Officers	99	±1	4	0	8	87	±2	13.0	±2.0	■
O1 – O3	99	±1	5	0	6	89	±3	11.0	±3.0	■
O4 – O6	99	±1	4	0	11	85	±3	15.0	±3.0	■
Reserve Unit	99	±1	3	0	10	87	±2	13.0	±2.0	■
AGR/FTS/AR	99	±1	4	0	11	84	±3	16.0	±3.0	■
IMA	99	±2	2	0	8	90	±4	10.0	±4.0	■
Non-Hispanic White	99	±1	4	0	10	86	±2	14.0	±2.0	■
Total Minority	99	±1	2	0	10	87	±2	13.0	±2.0	■
ARNG	99	±1	4	1	11	84	±2	16.0	±2.0	■
Enlisted	99	±1	4	1	12	84	±3	16.0	±3.0	■
Officers	99	±2	8	1	6	86	±5	14.0	±5.0	■
USAR	99	±1	3	0	10	87	±2	13.0	±2.0	■
Enlisted	99	±1	3	0	10	87	±3	13.0	±3.0	■
Officers	100	±1	4	0	7	89	±4	11.0	±4.0	■

Note. Percent responding are Reserve members who answered the question. This item is constructed from Q54L and Q54M. Combining these items enables differentiation between not receiving an assignment when the assignment was legally open to women and when it was not.

2012 Workplace and Gender Relations Survey of Reserve Component Members

54I. Continued	Percent Responding		Percentages				Max ME	Experienced Behavior		
			1	2	3	4				
USNR	99	±2	3	0	11	86	±4	14.0	±4.0	■
Enlisted	99	±2	3	0	11	86	±5	14.0	±5.0	■
Officers	100	±1	3	0	10	87	±6	13.0	±6.0	■
USMCR	99	±2	3	1	11	86	±7	14.0	±7.0	■
Enlisted	99	±3	2	1	11	85	±8	15.0	±8.0	■
Officers	97	±5	6	0	8	86	±9	14.0	±9.0	■
ANG	100	±1	2	0	8	89	±3	11.0	±3.0	■
Enlisted	100	±1	2	0	8	90	±3	10.0	±3.0	■
Officers	100	±1	4	0	9	87	±4	13.0	±4.0	■
USAFR	99	±1	2	0	9	89	±3	11.0	±3.0	■
Enlisted	99	±1	1	0	9	89	±3	11.0	±3.0	■
Officers	99	±1	3	0	10	87	±4	13.0	±4.0	■
MALES	100	±1	0	0	12	88	±1	12.0	±1.0	■
Enlisted	100	±1	0	0	12	88	±2	12.0	±2.0	■
E1 - E4	100	±1	0	0	10	90	±2	10.0	±2.0	■
E5 - E9	100	±1	0	0	13	87	±2	13.0	±2.0	■
Officers	100	±1	0	0	13	86	±2	14.0	±2.0	■
O1 - O3	100	±1	0	0	12	88	±4	12.0	±4.0	■
O4 - O6	100	±1	1	0	15	84	±3	16.0	±3.0	■
Reserve Unit	100	±1	0	0	12	88	±1	12.0	±1.0	■
AGR/FTS/AR	100	±1	0	0	14	85	±3	15.0	±3.0	■
IMA	100	±1	0	0	10	90	±5	10.0	±5.0	■
Non-Hispanic White	100	±1	0	0	12	88	±2	12.0	±2.0	■
Total Minority	99	±1	0	0	12	87	±2	13.0	±2.0	■
ARNG	100	±1	0	0	13	86	±2	14.0	±2.0	■
Enlisted	100	±1	0	0	13	86	±2	14.0	±2.0	■
Officers	100	±1	0	0	15	84	±4	16.0	±4.0	■
USAR	100	±1	0	0	12	88	±2	12.0	±2.0	■
Enlisted	100	±1	0	0	12	88	±3	12.0	±3.0	■
Officers	100	±1	0	0	11	89	±4	11.0	±4.0	■
USNR	100	±1	1	0	11	88	±4	12.0	±4.0	■
Enlisted	100	±1	1	0	11	88	±4	12.0	±4.0	■
Officers	100	±1	1	0	11	88	±5	12.0	±5.0	■
USMCR	100	±1	0	0	11	88	±5	12.0	±5.0	■
Enlisted	100	±1	0	0	11	88	±5	12.0	±5.0	■
Officers	100	±1	0	0	12	88	±5	12.0	±5.0	■
ANG	99	±1	0	0	9	91	±2	9.0	±2.0	■
Enlisted	99	±1	0	0	9	91	±3	9.0	±3.0	■
Officers	100	±0	0	0	12	87	±5	13.0	±5.0	■
USAFR	99	±1	0	0	8	92	±3	8.0	±3.0	■
Enlisted	99	±1	0	0	7	93	±3	7.0	±3.0	■
Officers	100	±0	1	0	14	85	±6	15.0	±6.0	■
USCGR	100	±1	1	0	7	92	±2	8.0	±2.0	■
Enlisted	100	±1	1	0	6	93	±3	7.0	±3.0	■
E1 - E4	99	±1	1	0	7	93	±4	7.0	±4.0	■
E5 - E9	100	±1	0	0	6	94	±4	6.0	±4.0	■
Officers	100	±1	1	0	13	86	±3	14.0	±3.0	■
O1 - O3	99	±1	1	0	11	88	±4	12.0	±4.0	■
O4 - O6	100	±0	1	0	16	83	±6	17.0	±6.0	■
Females	100	±1	2	0	8	91	±3	9.0	±3.0	■
Enlisted	100	±1	2	0	7	92	±3	8.0	±3.0	■
Officers	99	±2	2	0	11	87	±5	13.0	±5.0	■
Males	100	±1	0	0	7	93	±3	7.0	±3.0	■
Enlisted	100	±1	0	0	6	94	±3	6.0	±3.0	■
Officers	100	±1	1	0	13	86	±4	14.0	±4.0	■

**54. During the past 12 months, did any of the following happen to you? If it did, do you believe your gender was a factor?
n. Have you had any other gender-related experiences at your military workplace?**

1. Yes, and your gender was a factor 2. Yes, but your gender was NOT a factor 3. No, or does not apply

	Percent Responding		Percentages			Max ME	Experienced Behavior		
			1	2	3				
TOTAL DOD	99	±1	2	2	95	±1	5.0	±1.0	
ARNG	99	±1	3	2	95	±1	5.0	±1.0	
USAR	99	±1	3	2	95	±1	5.0	±1.0	
USNR	99	±1	2	4	94	±2	6.0	±2.0	
USMCR	99	±1	2	3	96	±3	4.0	±3.0	
ANG	99	±1	2	1	96	±1	4.0	±1.0	
USAFR	99	±1	2	1	97	±2	3.0	±2.0	
Enlisted	99	±1	2	2	95	±1	5.0	±1.0	
E1 – E4	99	±1	2	2	96	±1	4.0	±1.0	
E1 – E3	99	±1	1	1	98	±2	2.0	±2.0	
E4	99	±1	2	2	95	±2	5.0	±2.0	
E5 – E9	99	±1	3	2	95	±1	5.0	±1.0	
E5 – E7	99	±1	3	2	95	±1	5.0	±1.0	
E8 – E9	99	±1	2	2	96	±2	4.0	±2.0	
Officers	99	±1	3	1	96	±1	4.0	±1.0	
O1 – O3	99	±1	3	2	95	±2	5.0	±2.0	
O4 – O6	100	±1	3	1	96	±1	4.0	±1.0	
W1 – W5	99	±2	3	2	95	±3	5.0	±3.0	
Reserve Unit	99	±1	2	2	96	±1	4.0	±1.0	
AGR/FTS/AR	99	±1	4	2	94	±2	6.0	±2.0	
IMA	99	±1	2	1	97	±2	3.0	±2.0	
Not Activated Past 12 Months	99	±1	2	2	96	±1	4.0	±1.0	
Activated Past 12 Months	99	±1	3	3	94	±2	6.0	±2.0	
Not Deployed Past 12 Months	99	±1	2	2	96	±1	4.0	±1.0	
Deployed Past 12 Months	99	±1	3	3	94	±2	6.0	±2.0	
Non-Hispanic White	99	±1	3	2	96	±1	4.0	±1.0	
Total Minority	99	±1	2	3	95	±1	5.0	±1.0	
Non-Hispanic Black	99	±1	2	2	96	±2	4.0	±2.0	
Hispanic	99	±1	2	3	95	±2	5.0	±2.0	
FEMALES	99	±1	8	2	90	±1	10.0	±1.0	
Enlisted	99	±1	8	2	90	±1	10.0	±1.0	
E1 – E4	99	±1	6	2	92	±2	8.0	±2.0	
E5 – E9	99	±1	9	2	89	±2	11.0	±2.0	
Officers	99	±1	12	1	87	±2	13.0	±2.0	
O1 – O3	99	±1	12	1	88	±3	12.0	±3.0	
O4 – O6	98	±1	11	2	87	±3	13.0	±3.0	
Reserve Unit	99	±1	8	2	90	±1	10.0	±1.0	
AGR/FTS/AR	99	±1	12	2	86	±3	14.0	±3.0	
IMA	99	±1	7	1	93	±4	7.0	±4.0	
Non-Hispanic White	99	±1	10	2	89	±2	11.0	±2.0	
Total Minority	98	±1	7	2	91	±2	9.0	±2.0	
ARNG	99	±1	10	2	88	±2	12.0	±2.0	
Enlisted	99	±1	9	2	88	±2	12.0	±2.0	
Officers	98	±2	16	1	83	±6	17.0	±6.0	
USAR	99	±1	8	2	90	±2	10.0	±2.0	
Enlisted	99	±1	8	2	90	±2	10.0	±2.0	
Officers	99	±2	11	1	88	±4	12.0	±4.0	

Note. Percent responding are Reserve members who answered the question.

2012 Workplace and Gender Relations Survey of Reserve Component Members

54n. Continued	Percent Responding		Percentages			Max ME	Experienced Behavior		
			1	2	3				
USNR	99	±1	6	2	92	±3	8.0	±3.0	■
Enlisted	99	±2	6	2	93	±4	7.0	±4.0	■
Officers	99	±1	8	2	90	±11	10.0	±6.0	■
USMCR	100	±1	12	3	85	±7	15.0	±7.0	■
Enlisted	100	±0	12	3	85	±8	15.0	±8.0	■
Officers	97	±4	14	1	84	±10	16.0	±10.0	■
ANG	99	±1	8	2	90	±2	10.0	±2.0	■
Enlisted	99	±1	7	2	91	±3	9.0	±3.0	■
Officers	99	±1	13	1	86	±4	14.0	±4.0	■
USAFR	98	±1	5	2	94	±2	6.0	±2.0	■
Enlisted	98	±2	4	2	94	±3	6.0	±3.0	■
Officers	99	±1	8	1	91	±4	9.0	±4.0	■
MALES	99	±1	1	2	97	±1	3.0	±1.0	■
Enlisted	99	±1	1	2	97	±1	3.0	±1.0	■
E1 - E4	99	±1	1	2	97	±2	3.0	±2.0	■
E5 - E9	99	±1	1	2	96	±1	4.0	±1.0	■
Officers	100	±1	1	1	97	±1	3.0	±1.0	■
O1 - O3	99	±1	1	2	97	±2	3.0	±2.0	■
O4 - O6	100	±1	1	1	98	±2	2.0	±2.0	■
Reserve Unit	99	±1	1	2	97	±1	3.0	±1.0	■
AGR/FTS/AR	99	±1	2	2	96	±2	4.0	±2.0	■
IMA	99	±1	1	1	99	±2	1.0	±2.0	■
Non-Hispanic White	99	±1	1	2	97	±1	3.0	±1.0	■
Total Minority	99	±1	1	3	96	±2	4.0	±2.0	■
ARNG	99	±1	1	2	97	±1	3.0	±1.0	■
Enlisted	99	±1	1	2	97	±2	3.0	±2.0	■
Officers	100	±1	2	1	98	±2	2.0	±2.0	■
USAR	99	±1	1	2	97	±2	3.0	±2.0	■
Enlisted	99	±1	1	3	96	±2	4.0	±2.0	■
Officers	99	±1	1	2	97	±3	3.0	±3.0	■
USNR	99	±1	1	4	95	±3	5.0	±3.0	■
Enlisted	99	±2	1	5	94	±4	6.0	±4.0	■
Officers	100	±1	1	1	98	±4	2.0	±4.0	■
USMCR	99	±1	1	3	96	±4	4.0	±4.0	■
Enlisted	99	±2	1	3	96	±4	4.0	±4.0	■
Officers	99	±1	1	1	99	±2	1.0	±2.0	■
ANG	99	±1	1	1	98	±2	2.0	±2.0	■
Enlisted	99	±1	1	1	98	±2	2.0	±2.0	■
Officers	100	±0	0	1	98	±3	2.0	±3.0	■
USAFR	100	±1	1	1	98	±2	2.0	±2.0	■
Enlisted	100	±1	1	1	98	±2	2.0	±2.0	■
Officers	100	±0	2	1	98	±4	2.0	±4.0	■
USCGR	99	±1	2	1	97	±2	3.0	±2.0	■
Enlisted	99	±1	2	1	97	±2	3.0	±2.0	■
E1 - E4	99	±2	1	1	98	±3	2.0	±2.0	■
E5 - E9	99	±2	2	1	96	±3	4.0	±3.0	■
Officers	99	±1	3	1	96	±2	4.0	±2.0	■
O1 - O3	99	±1	2	1	97	±2	3.0	±2.0	■
O4 - O6	98	±2	3	1	97	±4	3.0	±4.0	■
Females	99	±1	5	1	93	±3	7.0	±3.0	■
Enlisted	99	±1	6	1	93	±3	7.0	±3.0	■
Officers	100	±0	5	1	94	±4	6.0	±4.0	■
Males	99	±1	1	1	97	±2	3.0	±2.0	■
Enlisted	99	±2	1	1	98	±3	2.0	±3.0	■
Officers	99	±1	2	1	97	±2	3.0	±2.0	■

54. Evaluation incident rate: Constructed from Q54a-d. Evaluation can be defined as Reserve component members' belief that gender was a factor in others' judgments about their performance (e.g., evaluations or awards).

	Percent Responding		Percentages	Max ME	Evaluation
			Incident Rate		
TOTAL DOD	100	±0	3	±1	
ARNG	100	±0	3	±1	
USAR	100	±0	3	±1	
USNR	100	±0	3	±2	
USMCR	100	±0	2	±2	
ANG	100	±0	2	±1	
USAFR	100	±0	2	±1	
Enlisted	100	±0	3	±1	
E1 – E4	100	±0	2	±1	
E1 – E3	100	±0	1	±1	
E4	100	±0	3	±1	
E5 – E9	100	±0	3	±1	
E5 – E7	100	±0	3	±1	
E8 – E9	100	±0	2	±2	
Officers	100	±0	3	±1	
O1 – O3	100	±0	3	±2	
O4 – O6	100	±0	3	±1	
W1 – W5	100	±0	4	±3	
Reserve Unit	100	±0	3	±1	
AGR/FTS/AR	100	±0	4	±1	
IMA	100	±0	2	±2	
Not Activated Past 12 Months	100	±0	2	±1	
Activated Past 12 Months	100	±0	4	±1	
Not Deployed Past 12 Months	100	±0	3	±1	
Deployed Past 12 Months	100	±0	4	±2	
Non-Hispanic White	100	±0	3	±1	
Total Minority	100	±0	3	±1	
Non-Hispanic Black	100	±0	3	±1	
Hispanic	100	±0	3	±2	
FEMALES	100	±0	7	±1	
Enlisted	100	±0	7	±1	
E1 – E4	100	±0	5	±2	
E5 – E9	100	±0	8	±2	
Officers	100	±0	9	±2	
O1 – O3	100	±0	8	±3	
O4 – O6	100	±0	11	±3	
Reserve Unit	100	±0	7	±1	
AGR/FTS/AR	100	±0	10	±3	
IMA	100	±0	5	±3	
Non-Hispanic White	100	±0	8	±2	
Total Minority	100	±0	6	±2	
ARNG	100	±0	9	±2	
Enlisted	100	±0	9	±2	
Officers	100	±0	14	±5	
USAR	100	±0	7	±2	
Enlisted	100	±0	6	±2	
Officers	100	±0	8	±3	

Note. Percent responding are Reserve members who answered the question. Evaluation incident rate indicates the percentage of members who experienced at least one of the behaviors during the 12 months before responding to the survey and who indicated their gender was a factor. The overall Cronbach's coefficient alpha = 0.76 (males = 0.75 and females = 0.76).

54. Continued	Percent Responding		Percentages		Max ME	Evaluation
			Incident Rate			
USNR	100	±0	4	±2		
Enlisted	100	±0	4	±3		
Officers	100	±0	8	±4		
USMCR	100	±0	11	±6		
Enlisted	100	±0	10	±7		
Officers	100	±0	17	±10		
ANG	100	±0	6	±2		
Enlisted	100	±0	6	±2		
Officers	100	±0	10	±4		
USAFR	100	±0	4	±2		
Enlisted	100	±0	4	±2		
Officers	100	±0	6	±3		
MALES	100	±0	2	±1		
Enlisted	100	±0	2	±1		
E1 - E4	100	±0	1	±1		
E5 - E9	100	±0	2	±1		
Officers	100	±0	2	±1		
O1 - O3	100	±0	2	±2		
O4 - O6	100	±0	2	±2		
Reserve Unit	100	±0	2	±1		
AGR/FTS/AR	100	±0	2	±2		
IMA	100	±0	1	±2		
Non-Hispanic White	100	±0	2	±1		
Total Minority	100	±0	2	±1		
ARNG	100	±0	2	±1		
Enlisted	100	±0	2	±1		
Officers	100	±0	2	±2		
USAR	100	±0	2	±2		
Enlisted	100	±0	2	±2		
Officers	100	±0	2	±2		
USNR	100	±0	2	±2		
Enlisted	100	±0	2	±2		
Officers	100	±0	4	±4		
USMCR	100	±0	1	±3		
Enlisted	100	±0	1	±3		
Officers	100	±0	0	±2		
ANG	100	±0	1	±1		
Enlisted	100	±0	1	±1		
Officers	100	±0	0	±2		
USAFR	100	±0	1	±2		
Enlisted	100	±0	1	±2		
Officers	100	±0	2	±3		
USCGR	100	±0	1	±1		
Enlisted	100	±0	1	±1		
E1 - E4	100	±0	1	±2		
E5 - E9	100	±0	1	±1		
Officers	100	±0	3	±2		
O1 - O3	100	±0	1	±2		
O4 - O6	100	±0	3	±3		
Females	100	±0	5	±2		
Enlisted	100	±0	5	±3		
Officers	100	±0	4	±3		
Males	100	±0	1	±1		
Enlisted	100	±0	0	±1		
Officers	100	±0	3	±2		

54. Assignment incident rate: Constructed from Q54e-g and Q54lm. Assignment can be defined as Reserve component members' perception that they did not get assignments they wanted or ones that used their skills or facilitated career advancement.

	Percent Responding		Percentages	Max ME	Assignment
			Incident Rate		
TOTAL DOD	100	±0	2	±1	
ARNG	100	±0	2	±1	
USAR	100	±0	2	±1	
USNR	100	±0	3	±2	
USMCR	100	±0	1	±2	
ANG	100	±0	2	±1	
USAFR	100	±0	2	±1	
Enlisted	100	±0	2	±1	
E1 – E4	100	±0	2	±1	
E1 – E3	100	±0	1	±1	
E4	100	±0	2	±1	
E5 – E9	100	±0	2	±1	
E5 – E7	100	±0	2	±1	
E8 – E9	100	±0	1	±1	
Officers	100	±0	2	±1	
O1 – O3	100	±0	2	±1	
O4 – O6	100	±0	3	±1	
W1 – W5	100	±0	1	±2	
Reserve Unit	100	±0	2	±1	
AGR/FTS/AR	100	±0	3	±1	
IMA	100	±0	2	±2	
Not Activated Past 12 Months	100	±0	2	±1	
Activated Past 12 Months	100	±0	3	±1	
Not Deployed Past 12 Months	100	±0	2	±1	
Deployed Past 12 Months	100	±0	2	±1	
Non-Hispanic White	100	±0	2	±1	
Total Minority	100	±0	3	±1	
Non-Hispanic Black	100	±0	3	±2	
Hispanic	100	±0	3	±2	
FEMALES	100	±0	6	±1	
Enlisted	100	±0	6	±1	
E1 – E4	100	±0	5	±2	
E5 – E9	100	±0	7	±2	
Officers	100	±0	8	±2	
O1 – O3	100	±0	7	±3	
O4 – O6	100	±0	9	±3	
Reserve Unit	100	±0	6	±1	
AGR/FTS/AR	100	±0	9	±3	
IMA	100	±0	6	±3	
Non-Hispanic White	100	±0	6	±1	
Total Minority	100	±0	6	±2	
ARNG	100	±0	7	±2	
Enlisted	100	±0	7	±2	
Officers	100	±0	11	±5	
USAR	100	±0	6	±2	
Enlisted	100	±0	6	±2	
Officers	100	±0	7	±3	

Note. Percent responding are Reserve members who answered the question. Assignment incident rate indicates the percentage of members who experienced at least one of the behaviors during the 12 months before responding to the survey and who indicated their gender was a factor. The overall Cronbach's coefficient alpha = 0.73 (males = 0.64 and females = 0.74).

54. Continued	Percent Responding		Percentages		Assignment
			Incident Rate	Max ME	
USNR	100	±0	5	±3	
Enlisted	100	±0	5	±3	
Officers	100	±0	6	±4	
USMCR	100	±0	7	±5	
Enlisted	100	±0	7	±6	
Officers	100	±0	7	±8	
ANG	100	±0	5	±2	
Enlisted	100	±0	5	±2	
Officers	100	±0	9	±4	
USAFR	100	±0	5	±2	
Enlisted	100	±0	4	±3	
Officers	100	±0	5	±3	
MALES	100	±0	1	±1	
Enlisted	100	±0	1	±1	
E1 - E4	100	±0	1	±1	
E5 - E9	100	±0	1	±1	
Officers	100	±0	1	±1	
O1 - O3	100	±0	1	±2	
O4 - O6	100	±0	2	±2	
Reserve Unit	100	±0	1	±1	
AGR/FTS/AR	100	±0	1	±1	
IMA	100	±0	1	±2	
Non-Hispanic White	100	±0	1	±1	
Total Minority	100	±0	2	±1	
ARNG	100	±0	1	±1	
Enlisted	100	±0	1	±1	
Officers	100	±0	2	±2	
USAR	100	±0	1	±1	
Enlisted	100	±0	1	±2	
Officers	100	±0	1	±2	
USNR	100	±0	2	±2	
Enlisted	100	±0	2	±2	
Officers	100	±0	1	±3	
USMCR	100	±0	1	±3	
Enlisted	100	±0	1	±3	
Officers	100	±0	1	±2	
ANG	100	±0	1	±1	
Enlisted	100	±0	1	±1	
Officers	100	±0	0	±3	
USAFR	100	±0	1	±1	
Enlisted	100	±0	1	±2	
Officers	100	±0	1	±3	
USCGR	100	±0	1	±1	
Enlisted	100	±0	1	±1	
E1 - E4	100	±0	1	±2	
E5 - E9	100	±0	1	±1	
Officers	100	±0	2	±2	
O1 - O3	100	±0	2	±2	
O4 - O6	100	±0	3	±3	
Females	100	±0	4	±2	
Enlisted	100	±0	4	±3	
Officers	100	±0	4	±3	
Males	100	±0	1	±1	
Enlisted	100	±0	0	±1	
Officers	100	±0	2	±2	

54. Career incident rate: Constructed Q54h-k. Career can be defined as Reserve component members' belief that gender was a factor in their access to resources and mentoring that aid in career development (e.g., professional networks).

	Percent Responding		Percentages		Max ME	Career
			Incident Rate			
TOTAL DOD	100	±0	2	±1		
ARNG	100	±0	2	±1		
USAR	100	±0	2	±1		
USNR	100	±0	2	±1		
USMCR	100	±0	1	±2		
ANG	100	±0	2	±1		
USAFR	100	±0	1	±1		
Enlisted	100	±0	2	±1		
E1 – E4	100	±0	2	±1		
E1 – E3	100	±0	1	±1		
E4	100	±0	2	±1		
E5 – E9	100	±0	2	±1		
E5 – E7	100	±0	2	±1		
E8 – E9	100	±0	2	±1		
Officers	100	±0	2	±1		
O1 – O3	100	±0	2	±1		
O4 – O6	100	±0	3	±1		
W1 – W5	100	±0	1	±1		
Reserve Unit	100	±0	2	±1		
AGR/FTS/AR	100	±0	3	±1		
IMA	100	±0	2	±2		
Not Activated Past 12 Months	100	±0	2	±1		
Activated Past 12 Months	100	±0	2	±1		
Not Deployed Past 12 Months	100	±0	2	±1		
Deployed Past 12 Months	100	±0	2	±1		
Non-Hispanic White	100	±0	2	±1		
Total Minority	100	±0	2	±1		
Non-Hispanic Black	100	±0	2	±1		
Hispanic	100	±0	2	±1		
FEMALES	100	±0	6	±1		
Enlisted	100	±0	6	±1		
E1 – E4	100	±0	5	±2		
E5 – E9	100	±0	7	±2		
Officers	100	±0	10	±2		
O1 – O3	100	±0	10	±3		
O4 – O6	100	±0	10	±3		
Reserve Unit	100	±0	6	±1		
AGR/FTS/AR	100	±0	10	±3		
IMA	100	±0	7	±4		
Non-Hispanic White	100	±0	7	±1		
Total Minority	100	±0	5	±1		
ARNG	100	±0	8	±2		
Enlisted	100	±0	8	±2		
Officers	100	±0	13	±5		
USAR	100	±0	6	±2		
Enlisted	100	±0	5	±2		
Officers	100	±0	10	±4		

Note. Percent responding are Reserve members who answered the question. Career incident rate indicates the percentage of members who experienced at least one of the behaviors during the 12 months before responding to the survey and who indicated their gender was a factor. The overall Cronbach's coefficient alpha = 0.80 (males = 0.75 and females = 0.80).

54. Continued	Percent Responding		Percentages		Max ME	Career
			Incident Rate			
USNR	100	±0	4	±2		
Enlisted	100	±0	3	±3		
Officers	100	±0	6	±4		
USMCR	100	±0	7	±5		
Enlisted	100	±0	6	±6		
Officers	100	±0	10	±9		
ANG	100	±0	7	±2		
Enlisted	100	±0	6	±2		
Officers	100	±0	10	±4		
USAFR	100	±0	4	±2		
Enlisted	100	±0	3	±2		
Officers	100	±0	7	±3		
MALES	100	±0	1	±1		
Enlisted	100	±0	1	±1		
E1 - E4	100	±0	1	±1		
E5 - E9	100	±0	1	±1		
Officers	100	±0	1	±1		
O1 - O3	100	±0	0	±1		
O4 - O6	100	±0	1	±1		
Reserve Unit	100	±0	1	±1		
AGR/FTS/AR	100	±0	1	±1		
IMA	100	±0	1	±2		
Non-Hispanic White	100	±0	1	±1		
Total Minority	100	±0	1	±1		
ARNG	100	±0	1	±1		
Enlisted	100	±0	1	±1		
Officers	100	±0	0	±2		
USAR	100	±0	1	±1		
Enlisted	100	±0	2	±2		
Officers	100	±0	1	±2		
USNR	100	±0	1	±2		
Enlisted	100	±0	1	±2		
Officers	100	±0	3	±3		
USMCR	100	±0	1	±2		
Enlisted	100	±0	1	±2		
Officers	100	±0	0	±2		
ANG	100	±0	1	±1		
Enlisted	100	±0	1	±1		
Officers	100	±0	0	±2		
USAFR	100	±0	1	±1		
Enlisted	100	±0	1	±2		
Officers	100	±0	1	±3		
USCGR	100	±0	1	±1		
Enlisted	100	±0	1	±1		
E1 - E4	100	±0	1	±1		
E5 - E9	100	±0	1	±2		
Officers	100	±0	2	±2		
O1 - O3	100	±0	1	±2		
O4 - O6	100	±0	3	±3		
Females	100	±0	3	±2		
Enlisted	100	±0	3	±2		
Officers	100	±0	5	±4		
Males	100	±0	1	±1		
Enlisted	100	±0	0	±2		
Officers	100	±0	1	±2		

55. Do you consider ANY of the behaviors which you marked as happening to you in the previous question to have been...
 a. Sex discrimination?

1. None

2. Some

3. All

	Percent Responding		Percentages			Max ME
			1	2	3	
TOTAL DOD	49	±2	90	8	2	±1
ARNG	52	±2	90	8	2	±2
USAR	52	±3	89	9	2	±2
USNR	52	±4	90	8	2	±4
USMCR	49	±6	94	5	1	±5
ANG	40	±3	90	8	2	±2
USAFR	39	±3	91	8	2	±3
Enlisted	49	±2	90	8	2	±1
E1 – E4	46	±3	90	8	1	±2
E1 – E3	34	±4	92	7	1	±4
E4	53	±3	90	9	2	±2
E5 – E9	52	±2	90	8	2	±2
E5 – E7	53	±2	90	8	2	±2
E8 – E9	44	±4	91	8	2	±3
Officers	48	±2	89	9	3	±2
O1 – O3	47	±4	88	9	3	±3
O4 – O6	48	±3	90	8	2	±3
W1 – W5	48	±6	87	10	3	±6
Reserve Unit	49	±2	90	8	2	±1
AGR/FTS/AR	54	±3	88	9	3	±3
IMA	45	±5	90	7	3	±4
Not Activated Past 12 Months	47	±2	90	8	2	±1
Activated Past 12 Months	55	±3	90	8	2	±2
Not Deployed Past 12 Months	48	±2	90	8	2	±1
Deployed Past 12 Months	53	±4	88	9	3	±3
Non-Hispanic White	49	±2	90	8	2	±2
Total Minority	50	±2	90	9	2	±2
Non-Hispanic Black	51	±4	90	8	1	±3
Hispanic	49	±4	91	7	2	±3
FEMALES	55	±2	72	22	6	±2
Enlisted	54	±2	73	21	6	±2
E1 – E4	51	±3	76	20	4	±4
E5 – E9	58	±2	70	22	7	±3
Officers	56	±3	68	25	7	±4
O1 – O3	57	±4	69	24	7	±5
O4 – O6	56	±4	68	24	8	±5
Reserve Unit	54	±2	73	21	6	±2
AGR/FTS/AR	60	±4	66	25	8	±5
IMA	50	±6	76	18	6	±7
Non-Hispanic White	57	±2	70	23	7	±3
Total Minority	52	±3	75	20	6	±3
ARNG	57	±3	68	25	7	±4
Enlisted	57	±3	69	24	7	±4
Officers	61	±6	58	33	8	±8
USAR	57	±3	72	22	6	±4
Enlisted	57	±3	72	22	6	±4
Officers	59	±5	70	23	8	±6

Note. Percent responding are Reserve members who answered the question and who experienced potentially discriminatory behavior (Q54).

55a. Continued	Percent Responding		Percentages			Max ME
			1	2	3	
USNR	57	±5	83	15	2	±5
Enlisted	59	±6	83	15	2	±6
Officers	51	±6	80	16	4	±7
USMCR	57	±8	69	19	12	±10
Enlisted	58	±10	70	18	12	±12
Officers	54	±11	61	25	14	±15
ANG	47	±4	72	21	7	±5
Enlisted	47	±4	73	20	7	±5
Officers	50	±6	64	28	8	±7
USAFR	46	±4	81	15	3	±5
Enlisted	45	±5	83	14	3	±6
Officers	48	±5	77	18	5	±7
MALES	48	±2	95	5	1	±1
Enlisted	48	±2	95	5	1	±2
E1 - E4	45	±3	94	5	1	±3
E5 - E9	51	±2	95	4	1	±2
Officers	46	±3	94	4	1	±2
O1 - O3	45	±5	95	4	1	±4
O4 - O6	46	±4	95	4	1	±3
Reserve Unit	47	±2	95	5	1	±2
AGR/FTS/AR	52	±4	94	5	1	±3
IMA	44	±6	95	4	1	±5
Non-Hispanic White	47	±2	95	4	1	±2
Total Minority	49	±3	94	5	1	±2
ARNG	51	±3	94	5	1	±2
Enlisted	51	±3	95	4	1	±2
Officers	49	±5	94	5	1	±4
USAR	50	±3	95	5	1	±3
Enlisted	50	±4	95	5	0	±3
Officers	51	±5	95	3	2	±4
USNR	50	±5	92	6	2	±4
Enlisted	53	±6	92	6	2	±5
Officers	41	±6	91	7	1	±7
USMCR	48	±7	95	5	0	±6
Enlisted	49	±7	95	5	0	±6
Officers	43	±8	97	3	0	±5
ANG	38	±3	95	4	1	±3
Enlisted	39	±4	95	4	0	±3
Officers	32	±6	95	4	1	±8
USAFR	37	±4	95	4	1	±4
Enlisted	36	±5	94	4	1	±5
Officers	40	±7	95	4	1	±7
USCGR	44	±4	93	6	1	±3
Enlisted	42	±4	93	5	1	±3
E1 - E4	42	±5	93	5	2	±5
E5 - E9	42	±6	94	5	1	±5
Officers	52	±4	90	9	1	±4
O1 - O3	52	±5	92	7	1	±5
O4 - O6	50	±6	90	10	0	±7
Females	52	±4	80	15	5	±5
Enlisted	50	±5	79	15	6	±6
Officers	58	±6	83	16	1	±7
Males	42	±4	96	4	1	±3
Enlisted	41	±5	97	3	0	±4
Officers	50	±5	92	7	1	±4

55. Do you consider ANY of the behaviors which you marked as happening to you in the previous question to have been...
 b. Racial/ethnic discrimination?

1. None

2. Some

3. All

	Percent Responding		Percentages			Max ME
			1	2	3	
TOTAL DOD	49	±2	88	10	2	±2
ARNG	52	±2	89	9	2	±2
USAR	51	±3	84	14	2	±3
USNR	52	±4	86	11	3	±5
USMCR	49	±6	91	9	0	±6
ANG	39	±3	93	6	2	±3
USAFR	39	±3	87	12	1	±4
Enlisted	49	±2	88	10	2	±2
E1 – E4	46	±3	88	10	2	±3
E1 – E3	34	±4	93	7	1	±4
E4	53	±3	87	11	2	±3
E5 – E9	52	±2	87	11	2	±2
E5 – E7	53	±2	87	11	2	±2
E8 – E9	44	±4	91	8	2	±4
Officers	47	±2	88	10	1	±3
O1 – O3	47	±4	88	10	2	±4
O4 – O6	47	±3	88	10	1	±3
W1 – W5	48	±6	88	11	1	±6
Reserve Unit	49	±2	88	10	2	±2
AGR/FTS/AR	54	±3	86	11	3	±3
IMA	45	±5	91	8	1	±6
Not Activated Past 12 Months	47	±2	88	10	2	±2
Activated Past 12 Months	55	±3	87	11	2	±3
Not Deployed Past 12 Months	48	±2	88	10	2	±2
Deployed Past 12 Months	54	±4	86	11	3	±4
Non-Hispanic White	49	±2	94	5	1	±1
Total Minority	50	±2	76	20	4	±3
Non-Hispanic Black	51	±4	70	25	5	±4
Hispanic	49	±4	83	14	3	±4
FEMALES	55	±2	86	12	3	±2
Enlisted	54	±2	86	12	3	±2
E1 – E4	51	±3	88	10	2	±3
E5 – E9	58	±2	83	14	3	±2
Officers	56	±3	86	11	3	±3
O1 – O3	57	±4	85	13	3	±5
O4 – O6	56	±4	88	10	2	±4
Reserve Unit	54	±2	86	11	2	±2
AGR/FTS/AR	60	±4	81	14	5	±5
IMA	50	±6	92	7	1	±6
Non-Hispanic White	57	±2	93	6	1	±2
Total Minority	52	±3	75	20	5	±3
ARNG	57	±3	88	9	3	±3
Enlisted	57	±3	88	9	3	±3
Officers	61	±6	89	9	2	±7
USAR	57	±3	81	15	4	±3
Enlisted	57	±3	81	15	4	±4
Officers	59	±5	81	15	4	±6

Note. Percent responding are Reserve members who answered the question and who experienced potentially discriminatory behavior (Q54).

2012 Workplace and Gender Relations Survey of Reserve Component Members

55b. Continued	Percent Responding		Percentages			Max ME
			1	2	3	
USNR	57	±5	92	8	0	±4
Enlisted	58	±6	93	7	0	±5
Officers	51	±6	89	9	2	±13
USMCR	57	±8	93	6	1	±8
Enlisted	58	±10	94	6	1	±9
Officers	54	±11	91	9	NR	±14
ANG	47	±4	89	9	2	±4
Enlisted	46	±4	88	10	2	±4
Officers	49	±6	93	6	1	±5
USAFR	46	±4	83	15	2	±5
Enlisted	45	±5	81	16	2	±6
Officers	48	±5	87	11	2	±6
MALES	48	±2	88	10	2	±2
Enlisted	48	±2	88	10	2	±2
E1 - E4	45	±3	88	10	1	±3
E5 - E9	51	±2	88	10	2	±2
Officers	45	±3	89	10	1	±3
O1 - O3	44	±5	89	9	1	±5
O4 - O6	46	±4	89	10	1	±4
Reserve Unit	47	±2	88	10	2	±2
AGR/FTS/AR	52	±4	87	11	2	±4
IMA	43	±6	90	9	1	±8
Non-Hispanic White	47	±2	94	5	1	±2
Total Minority	49	±3	77	20	3	±3
ARNG	51	±3	89	9	2	±2
Enlisted	51	±3	89	9	2	±3
Officers	49	±5	89	11	1	±5
USAR	50	±3	85	13	2	±3
Enlisted	49	±4	86	13	2	±4
Officers	50	±5	83	15	2	±6
USNR	51	±5	84	12	4	±6
Enlisted	54	±6	81	14	4	±7
Officers	40	±6	96	3	1	±8
USMCR	48	±7	91	9	0	±7
Enlisted	49	±7	90	10	0	±7
Officers	44	±8	97	2	1	±5
ANG	38	±3	94	5	2	±3
Enlisted	39	±4	94	4	2	±4
Officers	32	±6	95	5	0	±8
USAFR	37	±4	89	11	0	±5
Enlisted	36	±5	88	12	0	±7
Officers	40	±7	94	6	1	±8
USCGR	44	±4	92	7	1	±3
Enlisted	42	±4	93	7	0	±4
E1 - E4	42	±5	90	9	1	±5
E5 - E9	42	±6	94	6	0	±6
Officers	52	±4	90	8	2	±4
O1 - O3	52	±5	89	9	2	±6
O4 - O6	50	±6	93	7	0	±7
Females	51	±4	92	7	0	±4
Enlisted	49	±5	90	9	1	±5
Officers	58	±6	97	3	0	±5
Males	42	±4	92	7	1	±4
Enlisted	41	±5	93	7	0	±5
Officers	50	±5	88	10	2	±5

NR: Not reportable

55. Do you consider ANY of the behaviors which you marked as happening to you in the previous question to have been...

c. Age discrimination?

1. None

2. Some

3. All

	Percent Responding		Percentages			Max ME
			1	2	3	
TOTAL DOD	49	±2	86	12	2	±2
ARNG	52	±2	86	13	1	±2
USAR	51	±3	86	12	2	±3
USNR	52	±4	88	10	3	±4
USMCR	49	±6	87	11	2	±8
ANG	39	±3	85	13	2	±3
USAFR	39	±3	88	11	1	±4
Enlisted	49	±2	86	13	2	±2
E1 – E4	46	±3	86	13	1	±3
E1 – E3	34	±4	88	11	1	±5
E4	53	±3	85	14	1	±3
E5 – E9	52	±2	85	13	2	±2
E5 – E7	53	±2	85	13	2	±2
E8 – E9	43	±4	88	10	2	±4
Officers	47	±2	89	10	2	±2
O1 – O3	47	±4	89	9	2	±4
O4 – O6	48	±3	90	9	1	±3
W1 – W5	48	±6	81	18	1	±8
Reserve Unit	48	±2	86	13	2	±2
AGR/FTS/AR	53	±3	89	9	1	±3
IMA	45	±5	89	10	2	±6
Not Activated Past 12 Months	47	±2	86	12	1	±2
Activated Past 12 Months	55	±3	86	12	2	±3
Not Deployed Past 12 Months	48	±2	86	12	2	±2
Deployed Past 12 Months	53	±4	86	13	1	±4
Non-Hispanic White	48	±2	86	12	1	±2
Total Minority	50	±2	85	12	2	±2
Non-Hispanic Black	51	±4	86	12	2	±4
Hispanic	49	±4	87	11	2	±4
FEMALES	54	±2	84	14	2	±2
Enlisted	54	±2	84	14	2	±2
E1 – E4	51	±3	83	15	2	±3
E5 – E9	57	±2	84	14	2	±2
Officers	56	±3	88	10	2	±3
O1 – O3	56	±4	86	10	3	±5
O4 – O6	56	±4	90	9	1	±4
Reserve Unit	54	±2	84	14	2	±2
AGR/FTS/AR	59	±4	88	10	3	±4
IMA	49	±6	91	9	0	±6
Non-Hispanic White	56	±2	85	13	1	±2
Total Minority	52	±3	83	14	3	±3
ARNG	57	±3	83	15	2	±3
Enlisted	57	±3	83	16	2	±3
Officers	61	±6	90	10	1	±6
USAR	57	±3	83	14	3	±3
Enlisted	56	±3	82	15	3	±4
Officers	59	±5	88	9	3	±5

Note. Percent responding are Reserve members who answered the question and who experienced potentially discriminatory behavior (Q54).

55c. Continued	Percent Responding		Percentages			Max ME
			1	2	3	
USNR	57	±5	91	9	1	±5
Enlisted	58	±6	92	7	1	±6
Officers	51	±6	82	17	1	±10
USMCR	57	±8	96	3	1	±7
Enlisted	58	±10	97	3	1	±9
Officers	54	±11	93	7	NR	±14
ANG	46	±4	82	15	3	±4
Enlisted	46	±4	81	16	3	±5
Officers	49	±6	89	10	1	±6
USAFR	45	±4	87	12	1	±4
Enlisted	45	±5	86	14	1	±5
Officers	48	±5	89	8	3	±6
MALES	48	±2	86	12	2	±2
Enlisted	48	±2	86	12	2	±2
E1 - E4	45	±3	86	13	1	±3
E5 - E9	51	±2	86	12	2	±2
Officers	46	±3	89	10	1	±3
O1 - O3	44	±5	90	8	2	±5
O4 - O6	46	±4	90	9	1	±4
Reserve Unit	47	±2	86	12	2	±2
AGR/FTS/AR	52	±4	90	9	1	±4
IMA	44	±6	88	10	2	±8
Non-Hispanic White	47	±2	86	12	2	±2
Total Minority	49	±3	86	12	2	±3
ARNG	51	±3	86	13	1	±3
Enlisted	51	±3	86	13	1	±3
Officers	49	±5	88	11	1	±5
USAR	50	±3	86	12	2	±3
Enlisted	50	±4	86	12	2	±4
Officers	50	±5	89	9	2	±5
USNR	51	±5	87	10	3	±5
Enlisted	54	±6	86	11	3	±6
Officers	41	±6	91	7	2	±7
USMCR	49	±7	86	12	2	±8
Enlisted	49	±7	85	12	2	±9
Officers	44	±8	96	4	0	±6
ANG	38	±3	86	13	1	±4
Enlisted	38	±4	86	13	2	±5
Officers	32	±6	87	12	1	±9
USAFR	37	±4	89	11	0	±5
Enlisted	36	±5	89	11	1	±6
Officers	40	±7	90	10	0	±8
USCGR	44	±4	90	10	0	±4
Enlisted	42	±4	89	11	0	±5
E1 - E4	42	±5	88	12	0	±6
E5 - E9	42	±6	90	10	0	±7
Officers	51	±4	91	8	1	±4
O1 - O3	52	±5	95	5	0	±4
O4 - O6	50	±6	91	9	0	±7
Females	51	±4	91	8	1	±4
Enlisted	50	±5	90	9	1	±5
Officers	58	±6	93	7	0	±5
Males	42	±4	89	10	0	±5
Enlisted	41	±5	89	11	0	±6
Officers	49	±5	90	9	1	±4

NR: Not reportable

55. Do you consider ANY of the behaviors which you marked as happening to you in the previous question to have been...
 d. Religious discrimination?

1. None

2. Some

3. All

	Percent Responding		Percentages			Max ME
			1	2	3	
TOTAL DOD	49	±2	96	4	0	±1
ARNG	52	±2	96	3	0	±2
USAR	51	±3	96	3	1	±2
USNR	52	±4	95	4	1	±4
USMCR	49	±6	91	8	1	±7
ANG	39	±3	96	4	0	±2
USAFR	39	±3	96	4	0	±3
Enlisted	49	±2	96	4	0	±1
E1 – E4	46	±3	96	4	0	±2
E1 – E3	34	±4	97	3	0	±4
E4	53	±3	95	4	1	±2
E5 – E9	52	±2	96	3	0	±1
E5 – E7	53	±2	96	3	0	±1
E8 – E9	44	±4	98	2	0	±3
Officers	47	±2	96	3	1	±2
O1 – O3	47	±4	96	3	1	±3
O4 – O6	48	±3	97	3	0	±2
W1 – W5	47	±6	95	5	1	±5
Reserve Unit	49	±2	96	4	0	±1
AGR/FTS/AR	54	±3	97	2	1	±2
IMA	45	±5	92	6	2	±8
Not Activated Past 12 Months	47	±2	96	4	0	±1
Activated Past 12 Months	55	±3	96	4	1	±2
Not Deployed Past 12 Months	48	±2	96	3	0	±1
Deployed Past 12 Months	53	±4	95	4	1	±3
Non-Hispanic White	49	±2	96	3	0	±1
Total Minority	50	±2	95	4	1	±2
Non-Hispanic Black	51	±4	96	3	1	±2
Hispanic	49	±4	97	3	0	±2
FEMALES	54	±2	97	3	0	±1
Enlisted	54	±2	97	3	0	±1
E1 – E4	50	±3	97	3	1	±2
E5 – E9	58	±2	96	3	0	±2
Officers	56	±3	97	3	1	±2
O1 – O3	56	±4	97	3	1	±3
O4 – O6	56	±4	97	2	0	±3
Reserve Unit	54	±2	97	3	0	±1
AGR/FTS/AR	60	±4	95	4	0	±3
IMA	49	±6	96	3	0	±4
Non-Hispanic White	56	±2	97	3	0	±2
Total Minority	52	±3	97	3	0	±2
ARNG	57	±3	96	3	0	±2
Enlisted	57	±3	97	3	1	±2
Officers	61	±6	95	5	0	±5
USAR	57	±3	96	4	0	±2
Enlisted	57	±3	96	4	0	±3
Officers	59	±5	98	1	0	±3

Note. Percent responding are Reserve members who answered the question and who experienced potentially discriminatory behavior (Q54).

2012 Workplace and Gender Relations Survey of Reserve Component Members

55d. Continued	Percent Responding		Percentages			Max ME
			1	2	3	
USNR	56	±5	99	1	0	±3
Enlisted	58	±6	99	1	0	±4
Officers	49	±6	99	1	0	±4
USMCR	57	±8	99	0	1	±3
Enlisted	58	±10	99	0	1	±3
Officers	52	±11	NR	NR	NR	
ANG	47	±4	96	3	1	±3
Enlisted	46	±4	96	3	0	±3
Officers	49	±6	95	3	2	±5
USAFR	46	±4	98	2	0	±2
Enlisted	45	±5	99	1	0	±3
Officers	48	±5	96	3	1	±4
MALES	48	±2	96	4	0	±1
Enlisted	48	±2	96	4	0	±1
E1 - E4	45	±3	95	4	0	±2
E5 - E9	51	±2	96	3	0	±2
Officers	45	±3	96	3	1	±2
O1 - O3	44	±5	96	4	1	±4
O4 - O6	46	±4	97	3	0	±2
Reserve Unit	47	±2	96	4	0	±1
AGR/FTS/AR	52	±4	98	1	1	±2
IMA	44	±6	91	7	2	±11
Non-Hispanic White	47	±2	96	4	0	±2
Total Minority	49	±3	95	4	1	±2
ARNG	51	±3	96	3	0	±2
Enlisted	51	±3	97	3	0	±2
Officers	49	±5	96	3	1	±4
USAR	50	±3	96	3	1	±2
Enlisted	50	±4	96	3	1	±3
Officers	50	±5	97	3	1	±4
USNR	51	±5	93	5	1	±5
Enlisted	54	±6	92	6	2	±5
Officers	41	±6	99	1	0	±5
USMCR	49	±7	91	8	1	±7
Enlisted	49	±7	90	9	1	±8
Officers	44	±8	97	3	0	±5
ANG	38	±3	96	4	0	±3
Enlisted	39	±4	96	4	0	±3
Officers	32	±6	95	5	0	±8
USAFR	37	±4	95	5	0	±4
Enlisted	36	±5	96	4	0	±5
Officers	40	±7	94	6	0	±8
USCGR	43	±4	96	4	0	±3
Enlisted	42	±4	95	4	0	±3
E1 - E4	42	±5	94	6	0	±5
E5 - E9	41	±6	96	4	0	±5
Officers	51	±4	97	3	1	±3
O1 - O3	52	±5	96	4	0	±4
O4 - O6	50	±6	98	2	0	±5
Females	52	±4	97	3	1	±3
Enlisted	50	±5	96	3	1	±4
Officers	58	±6	99	1	0	±3
Males	42	±4	96	4	0	±3
Enlisted	40	±5	95	5	0	±4
Officers	50	±5	96	3	1	±3

NR: Not reportable

55. Do you consider ANY of the behaviors which you marked as happening to you in the previous question to have been...
e. Other?

1. None

2. Some

3. All

	Percent Responding		Percentages			Max ME
			1	2	3	
TOTAL DOD	48	±2	89	8	3	±2
ARNG	51	±2	88	9	3	±2
USAR	50	±3	89	8	3	±3
USNR	51	±4	89	7	4	±4
USMCR	48	±6	89	5	6	±7
ANG	39	±3	89	9	3	±3
USAFR	38	±3	90	8	2	±4
Enlisted	48	±2	88	9	3	±2
E1 – E4	46	±3	89	8	3	±3
E1 – E3	34	±4	90	6	4	±5
E4	52	±3	88	9	3	±3
E5 – E9	51	±2	88	9	3	±2
E5 – E7	52	±2	88	9	3	±2
E8 – E9	42	±4	88	10	2	±4
Officers	46	±2	90	7	3	±2
O1 – O3	46	±4	91	6	3	±4
O4 – O6	46	±3	89	8	3	±3
W1 – W5	47	±6	89	8	3	±7
Reserve Unit	48	±2	89	8	3	±2
AGR/FTS/AR	52	±3	87	10	2	±3
IMA	44	±5	92	7	2	±6
Not Activated Past 12 Months	46	±2	89	8	3	±2
Activated Past 12 Months	54	±3	87	10	4	±3
Not Deployed Past 12 Months	47	±2	89	8	3	±2
Deployed Past 12 Months	52	±4	88	9	3	±4
Non-Hispanic White	48	±2	89	8	3	±2
Total Minority	48	±2	88	9	4	±2
Non-Hispanic Black	49	±4	88	8	3	±3
Hispanic	48	±4	88	8	4	±4
FEMALES	53	±2	87	10	3	±2
Enlisted	53	±2	87	10	3	±2
E1 – E4	50	±3	88	9	3	±3
E5 – E9	56	±2	85	11	4	±2
Officers	53	±3	87	9	4	±3
O1 – O3	54	±4	88	8	4	±5
O4 – O6	53	±4	85	12	3	±4
Reserve Unit	52	±2	87	10	3	±2
AGR/FTS/AR	58	±4	84	11	4	±4
IMA	49	±6	90	7	2	±6
Non-Hispanic White	55	±2	88	9	3	±2
Total Minority	50	±3	85	11	4	±3
ARNG	56	±3	86	10	4	±3
Enlisted	56	±3	86	10	4	±3
Officers	60	±6	88	9	2	±6
USAR	55	±3	85	12	3	±3
Enlisted	55	±3	85	12	3	±4
Officers	56	±5	87	8	5	±5

Note. Percent responding are Reserve members who answered the question and who experienced potentially discriminatory behavior (Q54).

55e. Continued	Percent Responding		Percentages			Max ME
			1	2	3	
USNR	56	±5	88	7	5	±5
Enlisted	57	±6	89	7	4	±6
Officers	50	±6	85	9	6	±15
USMCR	57	±8	89	8	3	±10
Enlisted	58	±10	88	8	3	±11
Officers	53	±11	92	5	3	±12
ANG	46	±4	89	9	3	±4
Enlisted	45	±4	89	8	3	±4
Officers	47	±6	85	12	3	±6
USAFR	43	±4	89	8	3	±4
Enlisted	43	±5	90	7	3	±5
Officers	44	±5	85	12	4	±7
MALES	47	±2	89	8	3	±2
Enlisted	47	±2	89	8	3	±2
E1 - E4	45	±3	89	8	3	±3
E5 - E9	50	±2	89	8	3	±2
Officers	45	±3	91	7	3	±3
O1 - O3	44	±5	92	6	2	±5
O4 - O6	45	±4	90	7	3	±4
Reserve Unit	47	±2	89	8	3	±2
AGR/FTS/AR	51	±4	88	10	2	±4
IMA	43	±6	92	6	1	±8
Non-Hispanic White	46	±2	89	8	3	±2
Total Minority	48	±3	89	8	4	±3
ARNG	50	±3	89	9	3	±3
Enlisted	50	±3	88	9	3	±3
Officers	49	±5	90	7	3	±5
USAR	49	±3	90	7	3	±3
Enlisted	49	±4	89	8	3	±4
Officers	49	±5	92	6	2	±5
USNR	49	±5	89	7	4	±5
Enlisted	52	±6	88	7	5	±6
Officers	40	±6	91	7	2	±7
USMCR	48	±7	89	5	6	±7
Enlisted	48	±7	89	5	6	±8
Officers	43	±8	93	5	2	±6
ANG	37	±3	89	9	3	±4
Enlisted	38	±4	89	8	3	±4
Officers	32	±6	86	12	2	±10
USAFR	37	±4	91	8	2	±5
Enlisted	36	±5	90	9	1	±6
Officers	40	±7	91	5	4	±8
USCGR	43	±4	92	7	2	±3
Enlisted	41	±4	92	7	1	±4
E1 - E4	42	±5	89	9	2	±6
E5 - E9	41	±6	94	5	1	±6
Officers	51	±4	89	8	3	±4
O1 - O3	51	±5	92	7	1	±5
O4 - O6	50	±6	85	10	5	±7
Females	51	±4	90	7	3	±4
Enlisted	49	±5	91	7	2	±5
Officers	58	±6	86	9	5	±7
Males	41	±4	92	7	1	±4
Enlisted	40	±5	92	7	1	±5
Officers	49	±5	90	7	2	±5

55. Sex Discrimination incident rate: Constructed from Q54 and Q55a. Sex Discrimination comprises three types of potentially discriminatory behaviors: discrimination in evaluations, career development, and assignments.

	Percent Responding		Percentages		Sex Discrimination
			Incident Rate	Max ME	
TOTAL DOD	100	±0	3	±1	
ARNG	100	±0	4	±1	
USAR	100	±0	4	±1	
USNR	100	±0	3	±2	
USMCR	100	±0	2	±2	
ANG	100	±0	3	±1	
USAFR	100	±0	2	±1	
Enlisted	100	±0	3	±1	
E1 – E4	100	±0	3	±1	
E1 – E3	100	±0	1	±1	
E4	100	±0	4	±1	
E5 – E9	100	±0	4	±1	
E5 – E7	100	±0	4	±1	
E8 – E9	100	±0	3	±1	
Officers	100	±0	5	±1	
O1 – O3	100	±0	5	±2	
O4 – O6	100	±0	4	±1	
W1 – W5	100	±0	5	±3	
Reserve Unit	100	±0	3	±1	
AGR/FTS/AR	100	±0	5	±1	
IMA	100	±0	4	±2	
Not Activated Past 12 Months	100	±0	3	±1	
Activated Past 12 Months	100	±0	4	±1	
Not Deployed Past 12 Months	100	±0	3	±1	
Deployed Past 12 Months	100	±0	5	±2	
Non-Hispanic White	100	±0	4	±1	
Total Minority	100	±0	3	±1	
Non-Hispanic Black	100	±0	3	±1	
Hispanic	100	±0	3	±1	
FEMALES	100	±0	12	±1	
Enlisted	100	±0	11	±1	
E1 – E4	100	±0	9	±2	
E5 – E9	100	±0	13	±2	
Officers	100	±0	16	±2	
O1 – O3	100	±0	16	±3	
O4 – O6	100	±0	17	±3	
Reserve Unit	100	±0	11	±1	
AGR/FTS/AR	100	±0	16	±3	
IMA	100	±0	10	±4	
Non-Hispanic White	100	±0	14	±2	
Total Minority	100	±0	10	±2	
ARNG	100	±0	15	±2	
Enlisted	100	±0	14	±2	
Officers	100	±0	23	±6	
USAR	100	±0	12	±2	
Enlisted	100	±0	11	±2	
Officers	100	±0	16	±4	

Note. Percent responding are Reserve members who answered the question. Sex Discrimination incident rate indicates the percentage of members who experienced Evaluation, Assignment, or Career discriminatory behaviors in the 12 months before responding to the survey (Q54) and who indicated they considered at least some of the behaviors experienced to be sex discrimination (Q55a). The overall Cronbach's coefficient alpha without the inclusion of Q55a = 0.89 (males = 0.86 and females = 0.89).

55. Continued	Percent Responding		Percentages		Sex Discrimination
			Incident Rate	Max ME	
USNR	100	±0	7	±3	
Enlisted	100	±0	7	±4	
Officers	100	±0	9	±4	
USMCR	100	±0	15	±6	
Enlisted	100	±0	14	±7	
Officers	100	±0	19	±10	
ANG	100	±0	11	±2	
Enlisted	100	±0	10	±3	
Officers	100	±0	17	±4	
USAFR	100	±0	7	±2	
Enlisted	100	±0	6	±3	
Officers	100	±0	10	±4	
MALES	100	±0	2	±1	
Enlisted	100	±0	2	±1	
E1 - E4	100	±0	1	±1	
E5 - E9	100	±0	2	±1	
Officers	100	±0	2	±1	
O1 - O3	100	±0	2	±2	
O4 - O6	100	±0	2	±2	
Reserve Unit	100	±0	2	±1	
AGR/FTS/AR	100	±0	2	±2	
IMA	100	±0	2	±3	
Non-Hispanic White	100	±0	2	±1	
Total Minority	100	±0	1	±1	
ARNG	100	±0	2	±1	
Enlisted	100	±0	2	±1	
Officers	100	±0	3	±2	
USAR	100	±0	2	±1	
Enlisted	100	±0	2	±2	
Officers	100	±0	2	±2	
USNR	100	±0	2	±2	
Enlisted	100	±0	2	±2	
Officers	100	±0	3	±3	
USMCR	100	±0	2	±3	
Enlisted	100	±0	2	±3	
Officers	100	±0	1	±2	
ANG	100	±0	1	±1	
Enlisted	100	±0	1	±1	
Officers	100	±0	1	±3	
USAFR	100	±0	1	±1	
Enlisted	100	±0	1	±2	
Officers	100	±0	2	±3	
USCGR	100	±0	2	±1	
Enlisted	100	±0	2	±1	
E1 - E4	100	±0	2	±2	
E5 - E9	100	±0	2	±2	
Officers	100	±0	4	±2	
O1 - O3	100	±0	3	±2	
O4 - O6	100	±0	5	±4	
Females	100	±0	8	±3	
Enlisted	100	±0	8	±3	
Officers	100	±0	8	±4	
Males	100	±0	1	±2	
Enlisted	100	±0	1	±2	
Officers	100	±0	3	±2	

56. How often during the past 12 months have you been in situations involving military personnel (active duty or Reserve), DoD/DHS civilian employees, and/or contractors where one or more of these individuals (of either gender)...

a. Repeatedly told sexual stories or jokes that were offensive to you?

1. Never
 2. Once or twice
 3. Sometimes
 4. Often
 5. Very often

	Percent Responding		Percentages					Max ME	Frequency of Behaviors	
			1	2	3	4	5			
TOTAL DOD	99	±1	86	9	3	1	1	±1	1.2	±0.1
ARNG	99	±1	85	9	4	1	1	±2	1.2	±0.1
USAR	99	±1	85	9	3	1	1	±2	1.2	±0.1
USNR	99	±1	87	9	3	0	1	±3	1.2	±0.1
USMCR	99	±1	87	8	3	1	1	±5	1.2	±0.1
ANG	100	±1	88	8	3	1	0	±2	1.2	±0.1
USAFR	100	±1	89	7	2	2	0	±2	1.2	±0.1
Enlisted	99	±1	86	8	4	1	1	±1	1.2	±0.1
E1 – E4	99	±1	87	7	3	1	1	±2	1.2	±0.1
E1 – E3	99	±1	91	6	2	1	1	±3	1.2	±0.1
E4	99	±1	85	8	4	2	1	±2	1.2	±0.1
E5 – E9	99	±1	85	9	4	1	1	±2	1.2	±0.1
E5 – E7	100	±1	85	9	4	1	1	±2	1.2	±0.1
E8 – E9	99	±1	89	8	3	0	0	±3	1.2	±0.1
Officers	100	±1	85	12	2	1	1	±2	1.2	±0.1
O1 – O3	100	±1	81	14	3	1	1	±3	1.3	±0.1
O4 – O6	100	±1	88	9	2	0	0	±2	1.2	±0.1
W1 – W5	99	±2	82	13	4	0	0	±5	1.2	±0.1
Reserve Unit	99	±1	86	9	3	1	1	±1	1.2	±0.1
AGR/FTS/AR	99	±1	85	11	3	1	0	±2	1.2	±0.1
IMA	100	±1	89	8	2	1	0	±4	1.2	±0.1
Not Activated Past 12 Months	99	±1	87	9	3	1	1	±1	1.2	±0.1
Activated Past 12 Months	99	±1	84	10	4	1	1	±2	1.3	±0.1
Not Deployed Past 12 Months	99	±1	86	9	3	1	1	±1	1.2	±0.1
Deployed Past 12 Months	99	±1	84	9	5	1	1	±3	1.3	±0.1
Non-Hispanic White	99	±1	86	9	3	1	1	±1	1.2	±0.1
Total Minority	99	±1	86	8	4	1	1	±2	1.2	±0.1
Non-Hispanic Black	99	±1	86	9	4	1	1	±3	1.2	±0.1
Hispanic	99	±1	88	7	3	2	1	±2	1.2	±0.1
FEMALES	99	±1	75	15	6	3	2	±2	1.4	±0.1
Enlisted	99	±1	75	15	6	3	2	±2	1.4	±0.1
E1 – E4	99	±1	77	14	5	3	2	±3	1.4	±0.1
E5 – E9	99	±1	73	16	7	3	2	±2	1.5	±0.1
Officers	100	±1	75	18	5	2	1	±3	1.4	±0.1
O1 – O3	100	±1	73	19	6	2	1	±4	1.4	±0.1
O4 – O6	100	±1	78	17	4	1	1	±4	1.3	±0.1
Reserve Unit	99	±1	75	15	6	3	2	±2	1.4	±0.1
AGR/FTS/AR	99	±1	74	16	6	2	1	±4	1.4	±0.1
IMA	99	±1	85	10	2	1	1	±5	1.2	±0.1
Non-Hispanic White	99	±1	73	16	6	3	1	±2	1.4	±0.1
Total Minority	99	±1	76	14	5	3	2	±2	1.4	±0.1
ARNG	99	±1	70	18	6	4	2	±3	1.5	±0.1
Enlisted	99	±1	71	17	6	4	2	±3	1.5	±0.1
Officers	100	±1	65	24	7	3	2	±6	1.5	±0.2
USAR	99	±1	75	15	5	3	2	±3	1.4	±0.1
Enlisted	99	±1	74	14	6	4	2	±3	1.4	±0.1
Officers	100	±1	77	17	3	1	0	±5	1.3	±0.1

Note. Percent responding are Reserve members who answered the question.

2012 Workplace and Gender Relations Survey of Reserve Component Members

56a. Continued	Percent Responding		Percentages					Max ME	Frequency of Behaviors		
			1	2	3	4	5				
USNR	99	±2	80	14	4	1	0	±4	1.3	±0.1	█
Enlisted	99	±2	80	14	5	1	0	±5	1.3	±0.1	█
Officers	100	±0	81	14	3	1	1	±5	1.3	±0.1	█
USMCR	100	±1	73	13	8	2	4	±8	1.5	±0.2	█
Enlisted	100	±1	72	13	8	2	5	±9	1.5	±0.2	█
Officers	100	±0	80	11	5	0	4	±10	1.4	±0.2	█
ANG	99	±1	77	13	6	2	1	±3	1.4	±0.1	█
Enlisted	99	±1	78	13	6	2	1	±4	1.4	±0.1	█
Officers	100	±1	75	17	6	1	1	±5	1.4	±0.1	█
USAFR	99	±1	80	12	4	3	1	±3	1.3	±0.1	█
Enlisted	99	±1	80	12	4	3	1	±4	1.3	±0.1	█
Officers	99	±1	78	14	5	2	1	±5	1.3	±0.1	█
MALES	99	±1	88	7	3	1	1	±1	1.2	±0.1	█
Enlisted	99	±1	89	7	3	1	1	±1	1.2	±0.1	█
E1 – E4	99	±1	90	6	3	1	1	±2	1.2	±0.1	█
E5 – E9	100	±1	88	8	3	1	0	±2	1.2	±0.1	█
Officers	100	±1	87	10	2	0	0	±2	1.2	±0.1	█
O1 – O3	100	±1	83	13	2	1	1	±4	1.2	±0.1	█
O4 – O6	100	±1	90	8	2	0	0	±3	1.1	±0.1	█
Reserve Unit	99	±1	88	7	3	1	1	±1	1.2	±0.1	█
AGR/FTS/AR	99	±1	88	9	2	0	0	±3	1.2	±0.1	█
IMA	100	±0	90	7	2	1	0	±5	1.2	±0.1	█
Non-Hispanic White	99	±1	88	8	3	1	1	±2	1.2	±0.1	█
Total Minority	99	±1	89	6	3	1	1	±2	1.2	±0.1	█
ARNG	99	±1	87	8	3	1	1	±2	1.2	±0.1	█
Enlisted	99	±1	88	7	3	1	1	±2	1.2	±0.1	█
Officers	100	±1	83	14	2	1	0	±4	1.2	±0.1	█
USAR	99	±1	88	8	3	1	1	±2	1.2	±0.1	█
Enlisted	99	±1	88	8	3	1	1	±3	1.2	±0.1	█
Officers	99	±1	88	8	2	1	1	±4	1.2	±0.1	█
USNR	99	±1	88	8	3	0	1	±4	1.2	±0.1	█
Enlisted	99	±2	88	7	4	0	1	±4	1.2	±0.1	█
Officers	99	±1	91	8	1	0	0	±4	1.1	±0.1	█
USMCR	99	±2	88	8	3	1	0	±5	1.2	±0.1	█
Enlisted	99	±2	87	8	3	1	0	±6	1.2	±0.1	█
Officers	100	±0	90	7	3	0	1	±11	1.2	±0.1	█
ANG	100	±1	91	6	2	0	0	±2	1.1	±0.1	█
Enlisted	100	±1	91	6	3	1	0	±3	1.1	±0.1	█
Officers	100	±1	89	10	1	0	0	±5	1.1	±0.1	█
USAFR	100	±1	92	5	2	1	0	±3	1.1	±0.1	█
Enlisted	100	±1	92	4	2	1	0	±3	1.1	±0.1	█
Officers	100	±0	91	8	1	0	0	±5	1.1	±0.1	█
USCGR	100	±1	90	7	2	1	0	±3	1.1	±0.1	█
Enlisted	100	±1	90	7	2	1	0	±3	1.1	±0.1	█
E1 – E4	99	±2	91	7	2	1	0	±3	1.1	±0.1	█
E5 – E9	100	±0	89	7	2	1	0	±4	1.1	±0.1	█
Officers	100	±1	90	8	2	0	0	±3	1.1	±0.1	█
O1 – O3	99	±2	88	9	2	0	0	±4	1.1	±0.1	█
O4 – O6	100	±0	91	7	1	0	0	±5	1.1	±0.1	█
Females	100	±0	81	14	2	1	1	±4	1.3	±0.1	█
Enlisted	100	±0	80	15	3	1	1	±4	1.3	±0.1	█
Officers	100	±0	87	9	2	1	0	±5	1.2	±0.1	█
Males	100	±1	91	6	2	0	0	±3	1.1	±0.1	█
Enlisted	100	±1	92	6	2	1	0	±3	1.1	±0.1	█
Officers	99	±1	90	8	2	0	0	±3	1.1	±0.1	█

56. How often during the past 12 months have you been in situations involving military personnel (active duty or Reserve), DoD/DHS civilian employees, and/or contractors where one or more of these individuals (of either gender)...
 b. Referred to people of your gender in insulting or offensive terms?

1. Never
 2. Once or twice
 3. Sometimes
 4. Often
 5. Very often

	Percent Responding		Percentages					Max ME	Frequency of Behaviors		
			1	2	3	4	5				
TOTAL DOD	99	±1	89	7	3	1	1	±1	1.2	±0.1	
ARNG	99	±1	88	7	3	1	1	±2	1.2	±0.1	
USAR	99	±1	88	7	3	1	1	±2	1.2	±0.1	
USNR	99	±1	88	7	3	1	1	±3	1.2	±0.1	
USMCR	100	±1	91	4	2	0	2	±4	1.2	±0.1	
ANG	99	±1	90	6	2	1	0	±2	1.1	±0.1	
USAFR	99	±1	91	6	2	1	0	±2	1.1	±0.1	
Enlisted	99	±1	89	7	3	1	1	±1	1.2	±0.1	
E1 – E4	99	±1	90	6	3	1	1	±2	1.2	±0.1	
E1 – E3	99	±1	93	4	2	0	1	±2	1.1	±0.1	
E4	99	±1	88	7	4	1	1	±2	1.2	±0.1	
E5 – E9	99	±1	88	7	3	1	0	±1	1.2	±0.1	
E5 – E7	99	±1	87	8	4	1	1	±2	1.2	±0.1	
E8 – E9	99	±1	91	7	2	0	0	±3	1.1	±0.1	
Officers	99	±1	89	8	2	0	1	±2	1.2	±0.1	
O1 – O3	99	±1	86	10	3	0	1	±3	1.2	±0.1	
O4 – O6	99	±1	91	7	2	0	0	±2	1.1	±0.1	
W1 – W5	100	±1	88	9	2	0	0	±4	1.1	±0.1	
Reserve Unit	99	±1	89	7	3	1	1	±1	1.2	±0.1	
AGR/FTS/AR	99	±1	87	9	3	1	1	±2	1.2	±0.1	
IMA	100	±1	91	7	1	1	0	±4	1.1	±0.1	
Not Activated Past 12 Months	99	±1	89	7	3	1	1	±1	1.2	±0.1	
Activated Past 12 Months	99	±1	87	8	4	1	1	±2	1.2	±0.1	
Not Deployed Past 12 Months	99	±1	89	7	3	1	0	±1	1.2	±0.1	
Deployed Past 12 Months	99	±1	85	8	4	2	1	±3	1.3	±0.1	
Non-Hispanic White	99	±1	89	7	3	1	1	±1	1.2	±0.1	
Total Minority	99	±1	88	7	3	1	1	±2	1.2	±0.1	
Non-Hispanic Black	99	±1	88	7	3	1	0	±2	1.2	±0.1	
Hispanic	99	±1	89	6	3	1	1	±2	1.2	±0.1	
FEMALES	99	±1	74	14	7	3	2	±2	1.4	±0.1	
Enlisted	99	±1	74	13	8	3	2	±2	1.5	±0.1	
E1 – E4	99	±1	75	13	7	3	2	±3	1.4	±0.1	
E5 – E9	99	±1	73	14	8	3	2	±2	1.5	±0.1	
Officers	99	±1	74	16	6	2	1	±3	1.4	±0.1	
O1 – O3	99	±1	74	15	7	2	2	±4	1.4	±0.1	
O4 – O6	99	±1	76	17	5	2	1	±4	1.3	±0.1	
Reserve Unit	99	±1	74	14	7	3	2	±2	1.4	±0.1	
AGR/FTS/AR	99	±1	73	15	7	3	2	±4	1.4	±0.1	
IMA	100	±1	84	12	2	1	1	±5	1.2	±0.1	
Non-Hispanic White	99	±1	72	15	7	4	2	±2	1.5	±0.1	
Total Minority	99	±1	77	12	7	3	1	±2	1.4	±0.1	
ARNG	99	±1	68	17	8	4	3	±3	1.6	±0.1	
Enlisted	99	±1	69	16	8	4	3	±3	1.6	±0.1	
Officers	99	±2	64	21	8	2	4	±6	1.6	±0.2	
USAR	99	±1	75	13	8	3	1	±3	1.4	±0.1	
Enlisted	99	±1	75	12	8	3	2	±3	1.5	±0.1	
Officers	99	±1	78	15	5	2	0	±5	1.3	±0.1	

Note. Percent responding are Reserve members who answered the question.

2012 Workplace and Gender Relations Survey of Reserve Component Members

56b. Continued	Percent Responding		Percentages					Max ME	Frequency of Behaviors		
			1	2	3	4	5				
USNR	98	±2	80	12	6	2	1	±5	1.3	±0.1	
Enlisted	98	±2	80	12	6	2	1	±6	1.3	±0.1	
Officers	100	±1	80	13	5	1	1	±5	1.3	±0.1	
USMCR	99	±1	66	15	10	3	5	±8	1.7	±0.2	
Enlisted	100	±1	66	14	10	4	6	±9	1.7	±0.3	
Officers	99	±3	66	21	8	0	5	±11	1.6	±0.3	
ANG	99	±1	77	13	7	3	1	±3	1.4	±0.1	
Enlisted	99	±1	77	12	7	2	1	±4	1.4	±0.1	
Officers	99	±2	73	17	6	3	1	±5	1.4	±0.1	
USAFR	99	±1	82	10	5	3	1	±3	1.3	±0.1	
Enlisted	99	±1	82	9	5	3	1	±4	1.3	±0.1	
Officers	100	±1	80	13	5	1	1	±5	1.3	±0.1	
MALES	99	±1	92	5	2	0	0	±1	1.1	±0.1	
Enlisted	99	±1	92	5	2	1	0	±1	1.1	±0.1	
E1 - E4	99	±1	93	4	2	0	0	±2	1.1	±0.1	
E5 - E9	99	±1	91	6	2	1	0	±2	1.1	±0.1	
Officers	99	±1	92	6	1	0	0	±2	1.1	±0.1	
O1 - O3	99	±1	90	8	2	0	1	±3	1.1	±0.1	
O4 - O6	99	±1	94	5	1	0	0	±2	1.1	±0.1	
Reserve Unit	99	±1	92	5	2	0	0	±1	1.1	±0.1	
AGR/FTS/AR	99	±1	91	7	2	0	0	±3	1.1	±0.1	
IMA	100	±0	93	6	1	1	0	±5	1.1	±0.1	
Non-Hispanic White	99	±1	92	5	2	0	0	±1	1.1	±0.1	
Total Minority	99	±1	92	5	2	1	0	±2	1.1	±0.1	
ARNG	99	±1	91	6	3	1	0	±2	1.1	±0.1	
Enlisted	99	±1	91	5	3	1	0	±2	1.1	±0.1	
Officers	99	±1	89	8	2	0	0	±4	1.1	±0.1	
USAR	99	±1	92	5	2	0	0	±2	1.1	±0.1	
Enlisted	99	±1	92	5	2	1	0	±2	1.1	±0.1	
Officers	99	±1	92	6	2	0	1	±3	1.1	±0.1	
USNR	99	±1	90	6	3	0	0	±3	1.1	±0.1	
Enlisted	99	±2	88	7	3	1	1	±4	1.2	±0.1	
Officers	99	±2	95	4	1	0	0	±3	1.1	±0.1	
USMCR	100	±0	93	4	2	0	2	±4	1.1	±0.1	
Enlisted	100	±0	92	4	2	0	2	±5	1.2	±0.1	
Officers	100	±0	96	2	2	0	0	±3	1.1	±0.1	
ANG	99	±1	94	4	1	0	0	±2	1.1	±0.1	
Enlisted	99	±1	94	4	2	0	0	±2	1.1	±0.1	
Officers	100	±1	93	6	0	0	0	±4	1.1	±0.1	
USAFR	99	±1	94	4	1	0	0	±3	1.1	±0.1	
Enlisted	99	±1	94	4	2	0	0	±3	1.1	±0.1	
Officers	99	±2	94	6	0	0	0	±4	1.1	±0.1	
USCGR	99	±1	92	5	2	1	0	±2	1.1	±0.1	
Enlisted	99	±1	92	5	2	1	0	±3	1.1	±0.1	
E1 - E4	99	±2	94	4	1	0	0	±3	1.1	±0.1	
E5 - E9	99	±2	91	5	2	1	0	±4	1.1	±0.1	
Officers	99	±1	91	7	2	0	0	±3	1.1	±0.1	
O1 - O3	99	±2	89	8	3	1	0	±4	1.2	±0.1	
O4 - O6	98	±2	93	6	1	0	0	±4	1.1	±0.1	
Females	100	±1	81	13	3	1	1	±4	1.3	±0.1	
Enlisted	100	±1	80	14	4	1	1	±4	1.3	±0.1	
Officers	99	±2	84	11	3	1	0	±5	1.2	±0.1	
Males	99	±1	94	4	1	0	0	±3	1.1	±0.1	
Enlisted	99	±2	95	3	1	0	0	±3	1.1	±0.1	
Officers	98	±2	92	6	2	0	0	±3	1.1	±0.1	

56. How often during the past 12 months have you been in situations involving military personnel (active duty or Reserve), DoD/DHS civilian employees, and/or contractors where one or more of these individuals (of either gender)...
 c. Made unwelcome attempts to draw you into a discussion of sexual matters (e.g., attempted to discuss or comment on your sex life)?

1. Never
 2. Once or twice
 3. Sometimes
 4. Often
 5. Very often

	Percent Responding		Percentages					Max ME	Frequency of Behaviors	
			1	2	3	4	5			
TOTAL DOD	99	±1	90	6	3	1	1	±1	1.2	±0.1
ARNG	99	±1	89	7	3	1	1	±2	1.2	±0.1
USAR	99	±1	90	6	3	1	1	±2	1.2	±0.1
USNR	99	±1	91	5	3	0	1	±3	1.2	±0.1
USMCR	99	±2	90	6	3	0	1	±5	1.2	±0.1
ANG	99	±1	93	4	2	1	0	±2	1.1	±0.1
USAFR	99	±1	93	5	1	0	0	±2	1.1	±0.1
Enlisted	99	±1	90	6	3	1	1	±1	1.2	±0.1
E1 – E4	99	±1	90	5	3	1	1	±2	1.2	±0.1
E1 – E3	99	±1	93	4	2	1	1	±2	1.1	±0.1
E4	99	±1	89	6	3	1	1	±2	1.2	±0.1
E5 – E9	99	±1	90	6	3	1	0	±1	1.2	±0.1
E5 – E7	99	±1	90	6	3	1	1	±2	1.2	±0.1
E8 – E9	99	±1	93	5	1	0	0	±2	1.1	±0.1
Officers	99	±1	91	7	1	0	0	±2	1.1	±0.1
O1 – O3	99	±1	88	9	2	0	0	±3	1.2	±0.1
O4 – O6	99	±1	94	5	1	0	0	±2	1.1	±0.1
W1 – W5	99	±2	92	7	1	0	0	±4	1.1	±0.1
Reserve Unit	99	±1	90	6	3	1	1	±1	1.2	±0.1
AGR/FTS/AR	99	±1	91	6	2	1	0	±2	1.1	±0.1
IMA	99	±1	94	4	1	0	0	±3	1.1	±0.1
Not Activated Past 12 Months	99	±1	91	5	2	1	1	±1	1.1	±0.1
Activated Past 12 Months	99	±1	88	7	3	1	1	±2	1.2	±0.1
Not Deployed Past 12 Months	99	±1	91	6	2	1	1	±1	1.1	±0.1
Deployed Past 12 Months	99	±1	88	7	4	1	1	±3	1.2	±0.1
Non-Hispanic White	99	±1	91	6	2	1	0	±1	1.1	±0.1
Total Minority	99	±1	90	6	3	1	1	±2	1.2	±0.1
Non-Hispanic Black	99	±1	90	6	3	1	0	±2	1.2	±0.1
Hispanic	99	±1	91	4	2	1	1	±2	1.2	±0.1
FEMALES	99	±1	83	9	5	2	1	±2	1.3	±0.1
Enlisted	99	±1	82	9	5	2	1	±2	1.3	±0.1
E1 – E4	99	±1	83	9	5	2	1	±2	1.3	±0.1
E5 – E9	99	±1	82	9	5	2	2	±2	1.3	±0.1
Officers	99	±1	84	11	4	1	1	±3	1.2	±0.1
O1 – O3	99	±1	82	11	5	1	1	±4	1.3	±0.1
O4 – O6	99	±1	86	10	2	1	0	±3	1.2	±0.1
Reserve Unit	99	±1	82	9	5	2	1	±2	1.3	±0.1
AGR/FTS/AR	99	±1	83	10	4	2	1	±3	1.3	±0.1
IMA	100	±1	92	5	2	0	1	±4	1.1	±0.1
Non-Hispanic White	99	±1	82	10	5	2	1	±2	1.3	±0.1
Total Minority	99	±1	84	8	5	2	1	±2	1.3	±0.1
ARNG	99	±1	79	11	5	3	2	±3	1.4	±0.1
Enlisted	99	±1	80	10	5	3	2	±3	1.4	±0.1
Officers	100	±0	78	14	5	1	1	±6	1.3	±0.1
USAR	99	±1	81	10	5	2	1	±3	1.3	±0.1
Enlisted	100	±1	81	9	6	2	2	±3	1.3	±0.1
Officers	99	±1	83	13	3	2	0	±4	1.2	±0.1

Note. Percent responding are Reserve members who answered the question.

2012 Workplace and Gender Relations Survey of Reserve Component Members

56c. Continued	Percent Responding		Percentages					Max ME	Frequency of Behaviors		
			1	2	3	4	5				
USNR	99	±2	88	7	4	1	1	±4	1.2	±0.1	
Enlisted	99	±2	88	6	4	1	1	±5	1.2	±0.1	
Officers	100	±0	88	9	3	0	1	±4	1.2	±0.1	
USMCR	99	±1	79	11	5	1	3	±8	1.4	±0.2	
Enlisted	100	±1	78	12	5	2	4	±9	1.4	±0.2	
Officers	99	±2	84	9	7	0	0	±10	1.2	±0.2	
ANG	99	±1	87	8	3	1	1	±3	1.2	±0.1	
Enlisted	99	±1	87	8	4	1	1	±3	1.2	±0.1	
Officers	99	±1	88	7	2	2	1	±5	1.2	±0.1	
USAFR	99	±1	88	7	4	1	1	±3	1.2	±0.1	
Enlisted	99	±1	88	6	4	1	1	±4	1.2	±0.1	
Officers	99	±1	88	7	3	1	0	±4	1.2	±0.1	
MALES	99	±1	92	5	2	1	0	±1	1.1	±0.1	
Enlisted	99	±1	92	5	2	1	0	±1	1.1	±0.1	
E1 – E4	99	±1	92	4	2	1	1	±2	1.1	±0.1	
E5 – E9	99	±1	92	5	2	1	0	±2	1.1	±0.1	
Officers	99	±1	93	6	1	0	0	±2	1.1	±0.1	
O1 – O3	99	±1	90	8	1	0	0	±3	1.1	±0.1	
O4 – O6	99	±1	95	5	0	0	0	±2	1.1	±0.1	
Reserve Unit	99	±1	92	5	2	1	0	±1	1.1	±0.1	
AGR/FTS/AR	99	±1	93	5	1	0	0	±3	1.1	±0.1	
IMA	99	±1	95	4	1	1	0	±4	1.1	±0.1	
Non-Hispanic White	99	±1	92	5	2	0	0	±1	1.1	±0.1	
Total Minority	99	±1	92	5	3	1	1	±2	1.1	±0.1	
ARNG	99	±1	91	6	2	1	0	±2	1.1	±0.1	
Enlisted	99	±1	91	6	2	1	0	±2	1.1	±0.1	
Officers	99	±1	90	9	1	0	0	±4	1.1	±0.1	
USAR	99	±1	93	4	2	0	0	±2	1.1	±0.1	
Enlisted	99	±1	93	4	2	1	0	±2	1.1	±0.1	
Officers	99	±1	93	5	1	0	1	±3	1.1	±0.1	
USNR	99	±2	92	5	3	0	1	±3	1.1	±0.1	
Enlisted	98	±2	90	5	3	0	1	±4	1.2	±0.1	
Officers	100	±0	97	3	1	0	0	±3	1.0	±0.1	
USMCR	99	±2	91	5	3	0	1	±5	1.1	±0.1	
Enlisted	99	±2	91	5	3	0	1	±5	1.2	±0.1	
Officers	100	±1	92	7	1	0	0	±11	1.1	±0.1	
ANG	100	±1	94	4	2	1	0	±2	1.1	±0.1	
Enlisted	99	±1	94	3	2	1	0	±2	1.1	±0.1	
Officers	100	±0	95	5	0	0	0	±4	1.1	±0.1	
USAFR	99	±1	95	4	1	0	0	±3	1.1	±0.1	
Enlisted	100	±1	94	5	1	0	0	±3	1.1	±0.1	
Officers	99	±2	97	3	0	0	0	±4	1.0	±0.1	
USCGR	99	±1	94	3	2	0	0	±2	1.1	±0.1	
Enlisted	99	±1	94	3	2	0	0	±3	1.1	±0.1	
E1 – E4	99	±2	95	2	2	0	1	±3	1.1	±0.1	
E5 – E9	99	±1	94	4	2	0	0	±4	1.1	±0.1	
Officers	100	±1	94	4	2	0	0	±2	1.1	±0.1	
O1 – O3	99	±2	92	5	2	0	0	±3	1.1	±0.1	
O4 – O6	100	±0	97	2	1	0	0	±3	1.0	±0.1	
Females	99	±1	90	7	2	1	1	±3	1.1	±0.1	
Enlisted	99	±1	90	7	2	1	1	±3	1.1	±0.1	
Officers	100	±0	91	6	1	1	0	±5	1.1	±0.1	
Males	99	±1	95	3	2	0	0	±3	1.1	±0.1	
Enlisted	99	±1	95	3	2	0	0	±3	1.1	±0.1	
Officers	99	±1	95	3	2	0	0	±2	1.1	±0.1	

56. How often during the past 12 months have you been in situations involving military personnel (active duty or Reserve), DoD/DHS civilian employees, and/or contractors where one or more of these individuals (of either gender)...

d. Treated you "differently" because of your gender (e.g., mistreated, slighted, or ignored you)?

1. Never
 2. Once or twice
 3. Sometimes
 4. Often
 5. Very often

	Percent Responding		Percentages					Max ME	Frequency of Behaviors		
			1	2	3	4	5				
TOTAL DOD	99	±1	93	4	2	1	1	±1	1.1	±0.1	
ARNG	99	±1	93	3	2	1	1	±1	1.1	±0.1	
USAR	99	±1	91	4	2	1	1	±2	1.2	±0.1	
USNR	99	±1	92	4	3	0	1	±2	1.1	±0.1	
USMCR	100	±1	94	3	2	0	1	±3	1.1	±0.1	
ANG	99	±1	94	3	2	1	0	±1	1.1	±0.1	
USAFR	99	±1	94	3	2	0	0	±2	1.1	±0.1	
Enlisted	99	±1	93	3	2	1	1	±1	1.1	±0.1	
E1 – E4	99	±1	93	3	2	1	1	±1	1.1	±0.1	
E1 – E3	99	±1	95	2	2	0	1	±2	1.1	±0.1	
E4	99	±1	92	4	3	1	1	±2	1.2	±0.1	
E5 – E9	99	±1	93	4	2	1	1	±1	1.1	±0.1	
E5 – E7	99	±1	92	4	2	1	1	±1	1.1	±0.1	
E8 – E9	99	±1	94	4	1	1	0	±2	1.1	±0.1	
Officers	99	±1	93	4	2	1	1	±1	1.1	±0.1	
O1 – O3	99	±1	91	5	2	1	1	±2	1.1	±0.1	
O4 – O6	100	±1	94	3	2	1	0	±1	1.1	±0.1	
W1 – W5	99	±1	94	3	2	1	0	±3	1.1	±0.1	
Reserve Unit	99	±1	93	4	2	1	1	±1	1.1	±0.1	
AGR/FTS/AR	99	±1	91	4	3	1	1	±2	1.2	±0.1	
IMA	100	±1	93	4	2	0	0	±3	1.1	±0.1	
Not Activated Past 12 Months	99	±1	93	3	2	1	1	±1	1.1	±0.1	
Activated Past 12 Months	99	±1	92	4	3	1	1	±2	1.2	±0.1	
Not Deployed Past 12 Months	99	±1	93	4	2	1	1	±1	1.1	±0.1	
Deployed Past 12 Months	99	±1	91	4	3	1	1	±2	1.2	±0.1	
Non-Hispanic White	99	±1	93	3	2	1	1	±1	1.1	±0.1	
Total Minority	99	±1	92	4	2	1	1	±1	1.1	±0.1	
Non-Hispanic Black	99	±1	92	4	2	1	1	±2	1.1	±0.1	
Hispanic	98	±1	93	4	2	1	1	±2	1.1	±0.1	
FEMALES	99	±1	76	12	7	3	2	±2	1.4	±0.1	
Enlisted	99	±1	77	11	7	3	2	±2	1.4	±0.1	
E1 – E4	99	±1	79	10	6	3	2	±3	1.4	±0.1	
E5 – E9	99	±1	74	12	7	3	3	±2	1.5	±0.1	
Officers	99	±1	71	15	7	4	2	±3	1.5	±0.1	
O1 – O3	99	±1	71	16	7	4	3	±4	1.5	±0.1	
O4 – O6	99	±1	72	14	8	4	2	±4	1.5	±0.1	
Reserve Unit	99	±1	76	11	7	3	2	±2	1.4	±0.1	
AGR/FTS/AR	98	±2	71	13	9	4	3	±4	1.6	±0.1	
IMA	99	±1	82	8	7	2	1	±5	1.3	±0.1	
Non-Hispanic White	99	±1	73	13	8	4	3	±2	1.5	±0.1	
Total Minority	99	±1	80	10	6	2	2	±2	1.4	±0.1	
ARNG	99	±1	72	13	8	4	3	±3	1.5	±0.1	
Enlisted	99	±1	73	13	7	4	3	±3	1.5	±0.1	
Officers	98	±2	62	17	10	6	4	±7	1.7	±0.2	
USAR	99	±1	76	11	7	3	3	±3	1.4	±0.1	
Enlisted	99	±1	77	10	7	3	3	±3	1.4	±0.1	
Officers	99	±1	72	15	6	5	2	±6	1.5	±0.1	

Note. Percent responding are Reserve members who answered the question.

2012 Workplace and Gender Relations Survey of Reserve Component Members

56d. Continued	Percent Responding		Percentages					Max ME	Frequency of Behaviors		
			1	2	3	4	5				
USNR	99	±2	81	9	6	2	1	±4	1.3	±0.1	█
Enlisted	99	±2	83	8	7	2	1	±5	1.3	±0.1	█
Officers	99	±1	77	14	6	2	2	±5	1.4	±0.1	█
USMCR	99	±1	69	14	10	2	5	±8	1.6	±0.2	█
Enlisted	99	±1	70	14	10	2	5	±9	1.6	±0.2	█
Officers	99	±2	67	14	10	7	3	±11	1.6	±0.3	█
ANG	98	±1	77	11	7	3	2	±3	1.4	±0.1	█
Enlisted	98	±1	78	11	7	3	1	±4	1.4	±0.1	█
Officers	99	±2	73	13	8	3	3	±5	1.5	±0.1	█
USAFR	99	±1	83	10	5	1	1	±3	1.3	±0.1	█
Enlisted	99	±1	84	9	5	1	1	±4	1.3	±0.1	█
Officers	99	±1	78	14	7	1	0	±5	1.3	±0.1	█
MALES	99	±1	96	2	1	0	0	±1	1.1	±0.1	█
Enlisted	99	±1	96	2	1	0	0	±1	1.1	±0.1	█
E1 - E4	99	±1	96	2	1	0	0	±2	1.1	±0.1	█
E5 - E9	99	±1	96	2	1	0	0	±1	1.1	±0.1	█
Officers	99	±1	98	2	1	0	0	±1	1.0	±0.1	█
O1 - O3	99	±1	97	2	1	0	0	±2	1.0	±0.1	█
O4 - O6	100	±1	98	1	1	0	0	±2	1.0	±0.1	█
Reserve Unit	99	±1	96	2	1	0	0	±1	1.1	±0.1	█
AGR/FTS/AR	99	±1	97	2	1	0	0	±2	1.1	±0.1	█
IMA	100	±1	96	3	1	0	0	±4	1.0	±0.1	█
Non-Hispanic White	99	±1	97	2	1	0	0	±1	1.1	±0.1	█
Total Minority	99	±1	96	2	1	0	0	±2	1.1	±0.1	█
ARNG	99	±1	96	2	1	0	0	±1	1.1	±0.1	█
Enlisted	99	±1	96	2	1	0	0	±2	1.1	±0.1	█
Officers	99	±1	98	2	1	0	0	±2	1.0	±0.1	█
USAR	99	±1	96	2	1	0	0	±2	1.1	±0.1	█
Enlisted	99	±1	96	2	1	1	0	±2	1.1	±0.1	█
Officers	99	±1	96	2	1	0	0	±3	1.1	±0.1	█
USNR	99	±1	95	2	2	0	1	±3	1.1	±0.1	█
Enlisted	99	±2	94	3	2	0	1	±4	1.1	±0.1	█
Officers	99	±2	99	1	0	0	0	±3	1.0	±0.1	█
USMCR	100	±1	95	3	2	0	0	±4	1.1	±0.1	█
Enlisted	100	±1	95	3	2	0	0	±4	1.1	±0.1	█
Officers	100	±1	99	1	1	0	0	±3	1.0	±0.1	█
ANG	99	±1	98	1	0	0	0	±1	1.0	±0.1	█
Enlisted	99	±1	98	1	0	0	0	±2	1.0	±0.1	█
Officers	100	±0	98	2	0	0	0	±3	1.0	±0.1	█
USAFR	99	±1	98	1	1	0	0	±2	1.0	±0.1	█
Enlisted	98	±2	98	1	1	0	0	±2	1.0	±0.1	█
Officers	100	±0	98	1	1	0	0	±3	1.0	±0.1	█
USCGR	100	±1	95	3	1	1	0	±2	1.1	±0.1	█
Enlisted	100	±1	94	3	2	1	0	±3	1.1	±0.1	█
E1 - E4	99	±1	96	2	1	0	0	±2	1.1	±0.1	█
E5 - E9	100	±1	93	4	2	1	0	±4	1.1	±0.1	█
Officers	99	±1	95	3	1	1	0	±2	1.1	±0.1	█
O1 - O3	99	±1	95	3	2	1	0	±3	1.1	±0.1	█
O4 - O6	99	±2	96	4	0	0	0	±3	1.1	±0.1	█
Females	100	±1	83	9	5	2	1	±3	1.3	±0.1	█
Enlisted	100	±1	83	8	5	2	1	±4	1.3	±0.1	█
Officers	100	±0	83	11	3	3	0	±5	1.3	±0.1	█
Males	100	±1	97	2	1	0	0	±3	1.0	±0.1	█
Enlisted	100	±1	96	2	1	0	0	±3	1.1	±0.1	█
Officers	99	±1	98	0	1	0	0	±2	1.0	±0.1	█

56. How often during the past 12 months have you been in situations involving military personnel (active duty or Reserve), DoD/DHS civilian employees, and/or contractors where one or more of these individuals (of either gender)...

e. Made offensive remarks about your appearance, body, or sexual activities?

1. Never
4. Often

2. Once or twice
5. Very often

3. Sometimes

	Percent Responding		Percentages					Max ME	Frequency of Behaviors		
			1	2	3	4	5				
TOTAL DOD	98	±1	92	4	2	1	1	±1	1.1	±0.1	
ARNG	98	±1	91	4	2	1	1	±2	1.2	±0.1	
USAR	99	±1	92	4	2	1	1	±2	1.1	±0.1	
USNR	98	±2	92	4	2	1	1	±3	1.1	±0.1	
USMCR	100	±1	91	5	3	1	1	±4	1.2	±0.1	
ANG	98	±1	95	3	2	0	0	±2	1.1	±0.1	
USAFR	98	±1	94	4	2	1	0	±2	1.1	±0.1	
Enlisted	98	±1	92	4	2	1	1	±1	1.1	±0.1	
E1 – E4	98	±1	91	4	2	1	1	±2	1.2	±0.1	
E1 – E3	99	±1	93	3	1	0	1	±2	1.1	±0.1	
E4	98	±1	90	5	3	2	1	±2	1.2	±0.1	
E5 – E9	99	±1	92	4	2	1	0	±1	1.1	±0.1	
E5 – E7	99	±1	92	5	2	1	0	±1	1.1	±0.1	
E8 – E9	99	±1	96	3	1	0	0	±2	1.1	±0.1	
Officers	99	±1	95	3	1	0	0	±1	1.1	±0.1	
O1 – O3	99	±1	93	5	2	0	0	±2	1.1	±0.1	
O4 – O6	99	±1	97	2	1	0	0	±1	1.0	±0.1	
W1 – W5	98	±2	95	4	1	0	0	±3	1.1	±0.1	
Reserve Unit	98	±1	92	4	2	1	1	±1	1.1	±0.1	
AGR/FTS/AR	99	±1	93	4	2	1	1	±2	1.1	±0.1	
IMA	99	±1	96	2	1	0	0	±3	1.1	±0.1	
Not Activated Past 12 Months	98	±1	93	4	2	1	1	±1	1.1	±0.1	
Activated Past 12 Months	99	±1	90	5	3	1	1	±2	1.2	±0.1	
Not Deployed Past 12 Months	98	±1	92	4	2	1	1	±1	1.1	±0.1	
Deployed Past 12 Months	99	±1	90	5	3	1	1	±2	1.2	±0.1	
Non-Hispanic White	99	±1	92	4	2	1	0	±1	1.1	±0.1	
Total Minority	98	±1	92	4	2	1	1	±2	1.1	±0.1	
Non-Hispanic Black	98	±1	92	5	2	0	1	±2	1.1	±0.1	
Hispanic	98	±1	93	4	2	1	1	±2	1.1	±0.1	
FEMALES	98	±1	83	9	4	2	2	±2	1.3	±0.1	
Enlisted	98	±1	83	9	4	2	2	±2	1.3	±0.1	
E1 – E4	99	±1	82	9	4	3	2	±2	1.3	±0.1	
E5 – E9	98	±1	83	9	5	1	2	±2	1.3	±0.1	
Officers	99	±1	87	8	3	1	1	±2	1.2	±0.1	
O1 – O3	99	±1	85	9	4	1	1	±4	1.2	±0.1	
O4 – O6	99	±1	90	6	2	1	0	±3	1.2	±0.1	
Reserve Unit	98	±1	83	9	4	2	2	±2	1.3	±0.1	
AGR/FTS/AR	98	±1	85	10	3	1	1	±3	1.3	±0.1	
IMA	99	±1	91	6	1	1	1	±4	1.1	±0.1	
Non-Hispanic White	99	±1	82	10	4	2	2	±2	1.3	±0.1	
Total Minority	98	±1	85	8	4	2	1	±2	1.3	±0.1	
ARNG	99	±1	79	11	5	3	3	±3	1.4	±0.1	
Enlisted	98	±1	79	11	5	3	3	±3	1.4	±0.1	
Officers	100	±1	81	12	3	2	2	±6	1.3	±0.1	
USAR	99	±1	83	9	4	2	2	±3	1.3	±0.1	
Enlisted	99	±1	82	10	5	2	2	±3	1.3	±0.1	
Officers	98	±2	87	9	3	2	0	±4	1.2	±0.1	

Note. Percent responding are Reserve members who answered the question.

2012 Workplace and Gender Relations Survey of Reserve Component Members

56e. Continued	Percent Responding		Percentages					Max ME	Frequency of Behaviors		
			1	2	3	4	5				
USNR	98	±2	88	6	4	1	1	±4	1.2	±0.1	
Enlisted	98	±2	88	6	4	1	1	±5	1.2	±0.1	
Officers	100	±1	91	4	3	1	1	±4	1.2	±0.1	
USMCR	98	±2	82	9	5	1	3	±7	1.3	±0.2	
Enlisted	98	±3	80	10	6	0	4	±9	1.4	±0.2	
Officers	100	±0	92	4	2	2	0	±9	1.1	±0.2	
ANG	98	±1	89	6	4	1	0	±3	1.2	±0.1	
Enlisted	98	±1	89	6	4	1	0	±3	1.2	±0.1	
Officers	99	±2	90	6	3	1	1	±5	1.2	±0.1	
USAFR	98	±2	88	6	3	1	1	±3	1.2	±0.1	
Enlisted	97	±2	87	7	4	1	1	±4	1.2	±0.1	
Officers	100	±1	91	6	2	0	0	±4	1.1	±0.1	
MALES	99	±1	94	3	2	1	0	±1	1.1	±0.1	
Enlisted	98	±1	94	3	2	1	0	±1	1.1	±0.1	
E1 – E4	98	±1	93	3	2	1	1	±2	1.1	±0.1	
E5 – E9	99	±1	94	3	2	1	0	±1	1.1	±0.1	
Officers	99	±1	97	2	1	0	0	±2	1.0	±0.1	
O1 – O3	99	±1	95	3	1	0	0	±3	1.1	±0.1	
O4 – O6	99	±1	98	1	1	0	0	±2	1.0	±0.1	
Reserve Unit	98	±1	94	3	2	1	0	±1	1.1	±0.1	
AGR/FTS/AR	99	±1	95	3	1	0	0	±2	1.1	±0.1	
IMA	99	±2	98	2	1	0	0	±5	1.0	±0.1	
Non-Hispanic White	99	±1	94	3	2	1	0	±1	1.1	±0.1	
Total Minority	98	±1	94	3	2	0	1	±2	1.1	±0.1	
ARNG	98	±1	93	3	2	1	0	±2	1.1	±0.1	
Enlisted	98	±1	93	3	2	1	0	±2	1.1	±0.1	
Officers	99	±1	96	3	1	0	0	±3	1.1	±0.1	
USAR	99	±1	94	3	2	1	0	±2	1.1	±0.1	
Enlisted	99	±1	94	3	2	1	0	±2	1.1	±0.1	
Officers	98	±2	95	3	1	0	1	±3	1.1	±0.1	
USNR	98	±2	93	4	2	1	1	±3	1.1	±0.1	
Enlisted	98	±2	91	4	3	1	1	±4	1.2	±0.1	
Officers	99	±2	98	1	1	0	0	±4	1.0	±0.1	
USMCR	100	±1	91	4	3	1	1	±5	1.1	±0.1	
Enlisted	100	±0	91	5	3	1	1	±5	1.2	±0.1	
Officers	99	±1	97	2	0	0	0	±3	1.0	±0.1	
ANG	98	±1	97	2	1	0	0	±2	1.0	±0.1	
Enlisted	98	±1	96	2	1	0	0	±2	1.1	±0.1	
Officers	99	±2	98	1	1	0	0	±3	1.0	±0.1	
USAFR	99	±1	96	3	1	0	0	±3	1.1	±0.1	
Enlisted	99	±1	95	3	1	1	0	±3	1.1	±0.1	
Officers	98	±2	99	1	0	0	0	±3	1.0	±0.1	
USCGR	99	±1	96	2	2	0	0	±2	1.1	±0.1	
Enlisted	99	±1	96	2	2	0	0	±2	1.1	±0.1	
E1 – E4	99	±2	96	2	1	0	0	±3	1.1	±0.1	
E5 – E9	99	±2	95	2	2	0	0	±3	1.1	±0.1	
Officers	99	±1	96	2	1	0	0	±2	1.1	±0.1	
O1 – O3	99	±2	95	4	1	0	0	±3	1.1	±0.1	
O4 – O6	100	±0	98	1	0	0	0	±3	1.0	±0.1	
Females	100	±1	89	7	3	0	1	±3	1.2	±0.1	
Enlisted	100	±1	88	8	3	0	1	±4	1.2	±0.1	
Officers	99	±1	92	5	2	1	0	±4	1.1	±0.1	
Males	98	±1	97	1	1	0	0	±2	1.0	±0.1	
Enlisted	98	±2	97	1	2	0	0	±3	1.0	±0.1	
Officers	99	±1	97	2	1	0	0	±2	1.0	±0.1	

2012 Workplace and Gender Relations Survey of Reserve Component Members

56. How often during the past 12 months have you been in situations involving military personnel (active duty or Reserve), DoD/DHS civilian employees, and/or contractors where one or more of these individuals (of either gender)...

f. Made gestures or used body language of a sexual nature that embarrassed or offended you?

1. Never
2. Once or twice
3. Sometimes
4. Often
5. Very often

	Percent Responding		Percentages					Max ME	Frequency of Behaviors	
			1	2	3	4	5			
TOTAL DOD	99	±1	93	4	2	1	0	±1	1.1	±0.1
ARNG	99	±1	93	5	2	1	0	±1	1.1	±0.1
USAR	99	±1	93	5	2	1	0	±2	1.1	±0.1
USNR	98	±1	92	5	3	0	0	±3	1.1	±0.1
USMCR	99	±2	93	5	2	0	0	±4	1.1	±0.1
ANG	99	±1	95	4	1	0	0	±2	1.1	±0.1
USAFR	99	±1	94	3	1	1	0	±2	1.1	±0.1
Enlisted	99	±1	93	4	2	1	0	±1	1.1	±0.1
E1 – E4	99	±1	93	4	2	1	0	±2	1.1	±0.1
E1 – E3	99	±1	95	3	1	1	0	±2	1.1	±0.1
E4	98	±1	92	4	3	0	1	±2	1.1	±0.1
E5 – E9	99	±1	93	5	2	1	0	±1	1.1	±0.1
E5 – E7	99	±1	93	5	2	1	0	±1	1.1	±0.1
E8 – E9	99	±1	94	5	1	0	0	±2	1.1	±0.1
Officers	99	±1	94	5	1	0	0	±2	1.1	±0.1
O1 – O3	99	±1	92	7	1	0	0	±2	1.1	±0.1
O4 – O6	99	±1	95	4	0	0	0	±2	1.1	±0.1
W1 – W5	99	±2	93	6	1	0	0	±4	1.1	±0.1
Reserve Unit	99	±1	93	4	2	1	0	±1	1.1	±0.1
AGR/FTS/AR	99	±1	93	5	1	0	0	±2	1.1	±0.1
IMA	99	±2	95	3	1	1	0	±4	1.1	±0.1
Not Activated Past 12 Months	99	±1	93	4	2	1	0	±1	1.1	±0.1
Activated Past 12 Months	99	±1	91	5	2	1	0	±2	1.1	±0.1
Not Deployed Past 12 Months	99	±1	93	4	2	0	0	±1	1.1	±0.1
Deployed Past 12 Months	99	±1	91	5	2	1	0	±2	1.1	±0.1
Non-Hispanic White	99	±1	93	4	2	0	0	±1	1.1	±0.1
Total Minority	99	±1	93	4	2	1	0	±1	1.1	±0.1
Non-Hispanic Black	99	±1	93	4	2	0	0	±2	1.1	±0.1
Hispanic	99	±1	94	4	1	1	0	±2	1.1	±0.1
FEMALES	99	±1	85	10	4	1	1	±2	1.2	±0.1
Enlisted	99	±1	84	10	4	1	1	±2	1.3	±0.1
E1 – E4	98	±1	85	9	4	1	1	±2	1.2	±0.1
E5 – E9	99	±1	84	10	3	1	1	±2	1.3	±0.1
Officers	98	±2	87	10	2	1	0	±2	1.2	±0.1
O1 – O3	98	±3	85	12	2	1	1	±4	1.2	±0.1
O4 – O6	99	±1	89	8	1	1	0	±3	1.1	±0.1
Reserve Unit	99	±1	84	10	4	1	1	±2	1.2	±0.1
AGR/FTS/AR	98	±1	85	10	4	1	1	±3	1.2	±0.1
IMA	98	±2	92	6	1	1	0	±4	1.1	±0.1
Non-Hispanic White	99	±1	83	11	4	1	1	±2	1.3	±0.1
Total Minority	98	±1	86	9	3	1	1	±2	1.2	±0.1
ARNG	99	±1	82	11	4	2	1	±3	1.3	±0.1
Enlisted	99	±1	81	11	4	2	1	±3	1.3	±0.1
Officers	99	±2	84	12	2	1	1	±5	1.2	±0.1
USAR	98	±1	84	10	4	1	1	±3	1.2	±0.1
Enlisted	99	±1	83	10	5	1	1	±3	1.3	±0.1
Officers	97	±4	86	11	2	1	0	±4	1.2	±0.1

Note. Percent responding are Reserve members who answered the question.

2012 Workplace and Gender Relations Survey of Reserve Component Members

56f. Continued	Percent Responding		Percentages					Max ME	Frequency of Behaviors		
			1	2	3	4	5				
USNR	98	±2	88	8	3	1	0	±4	1.2	±0.1	
Enlisted	98	±2	88	8	3	1	0	±5	1.2	±0.1	
Officers	99	±1	90	8	1	1	1	±4	1.1	±0.1	
USMCR	99	±1	84	11	1	1	3	±7	1.3	±0.2	
Enlisted	99	±2	84	10	1	1	4	±8	1.3	±0.2	
Officers	98	±4	85	13	0	0	1	±10	1.2	±0.2	
ANG	99	±1	88	8	3	0	1	±3	1.2	±0.1	
Enlisted	99	±1	88	8	3	0	1	±3	1.2	±0.1	
Officers	98	±2	87	9	3	0	0	±5	1.2	±0.1	
USAFR	98	±2	88	7	3	1	1	±3	1.2	±0.1	
Enlisted	98	±2	88	8	3	1	1	±4	1.2	±0.1	
Officers	100	±1	91	6	2	0	0	±4	1.1	±0.1	
MALES	99	±1	95	3	1	0	0	±1	1.1	±0.1	
Enlisted	99	±1	95	3	2	0	0	±1	1.1	±0.1	
E1 – E4	99	±1	95	2	2	0	0	±2	1.1	±0.1	
E5 – E9	99	±1	95	4	1	1	0	±1	1.1	±0.1	
Officers	99	±1	95	4	0	0	0	±2	1.1	±0.1	
O1 – O3	99	±1	94	5	1	0	0	±3	1.1	±0.1	
O4 – O6	99	±1	97	3	0	0	0	±2	1.0	±0.1	
Reserve Unit	99	±1	95	3	1	0	0	±1	1.1	±0.1	
AGR/FTS/AR	99	±1	95	4	1	0	0	±2	1.1	±0.1	
IMA	99	±2	96	2	1	1	0	±5	1.1	±0.1	
Non-Hispanic White	99	±1	95	3	1	0	0	±1	1.1	±0.1	
Total Minority	99	±1	95	3	1	1	0	±2	1.1	±0.1	
ARNG	99	±1	94	3	1	1	0	±2	1.1	±0.1	
Enlisted	99	±1	95	3	1	1	0	±2	1.1	±0.1	
Officers	100	±1	94	5	0	0	0	±3	1.1	±0.1	
USAR	99	±1	95	3	1	0	0	±2	1.1	±0.1	
Enlisted	99	±1	95	3	1	0	0	±2	1.1	±0.1	
Officers	99	±1	94	5	1	0	0	±3	1.1	±0.1	
USNR	98	±2	93	4	3	0	0	±3	1.1	±0.1	
Enlisted	98	±2	92	4	3	0	0	±4	1.1	±0.1	
Officers	98	±2	97	3	0	1	0	±3	1.0	±0.1	
USMCR	99	±2	93	4	2	0	0	±4	1.1	±0.1	
Enlisted	99	±2	93	5	2	0	0	±5	1.1	±0.1	
Officers	98	±2	96	3	0	0	0	±3	1.0	±0.1	
ANG	99	±1	96	3	1	0	0	±2	1.1	±0.1	
Enlisted	99	±1	96	3	1	0	0	±2	1.1	±0.1	
Officers	98	±2	96	3	1	0	0	±3	1.0	±0.1	
USAFR	99	±1	96	2	1	1	0	±3	1.1	±0.1	
Enlisted	99	±2	96	2	1	1	0	±3	1.1	±0.1	
Officers	99	±1	98	2	0	0	0	±3	1.0	±0.1	
USCGR	99	±1	95	3	1	0	0	±2	1.1	±0.1	
Enlisted	99	±1	95	3	2	0	0	±3	1.1	±0.1	
E1 – E4	99	±1	98	1	1	0	0	±2	1.0	±0.1	
E5 – E9	99	±1	93	4	2	0	0	±4	1.1	±0.1	
Officers	98	±2	96	4	1	0	0	±2	1.1	±0.1	
O1 – O3	98	±2	94	5	1	0	0	±3	1.1	±0.1	
O4 – O6	97	±2	97	3	0	0	0	±4	1.0	±0.1	
Females	99	±1	91	7	2	0	0	±3	1.1	±0.1	
Enlisted	100	±1	90	7	2	0	0	±3	1.1	±0.1	
Officers	98	±2	95	4	1	0	0	±4	1.1	±0.1	
Males	99	±1	96	3	1	0	0	±3	1.1	±0.1	
Enlisted	99	±1	96	2	2	0	0	±3	1.1	±0.1	
Officers	98	±2	96	4	1	0	0	±2	1.1	±0.1	

56. How often during the past 12 months have you been in situations involving military personnel (active duty or Reserve), DoD/DHS civilian employees, and/or contractors where one or more of these individuals (of either gender)...
 g. Made offensive sexist remarks (e.g., suggesting that people of your gender are not suited for the kind of work you do)?

1. Never
 2. Once or twice
 3. Sometimes
 4. Often
 5. Very often

	Percent Responding		Percentages					Max ME	Frequency of Behaviors	
			1	2	3	4	5			
TOTAL DOD	99	±1	93	4	2	1	0	±1	1.1	±0.1
ARNG	99	±1	92	4	2	1	0	±1	1.1	±0.1
USAR	98	±1	93	4	2	1	0	±1	1.1	±0.1
USNR	98	±2	93	4	2	0	0	±2	1.1	±0.1
USMCR	99	±2	94	3	2	0	1	±4	1.1	±0.1
ANG	99	±1	95	3	1	0	0	±1	1.1	±0.1
USAFR	99	±1	95	3	2	1	0	±2	1.1	±0.1
Enlisted	99	±1	93	4	2	1	0	±1	1.1	±0.1
E1 – E4	99	±1	93	3	2	1	0	±1	1.1	±0.1
E1 – E3	99	±1	95	3	1	1	0	±2	1.1	±0.1
E4	98	±1	92	4	3	1	0	±2	1.1	±0.1
E5 – E9	99	±1	93	4	2	1	0	±1	1.1	±0.1
E5 – E7	99	±1	93	4	2	1	0	±1	1.1	±0.1
E8 – E9	99	±1	95	3	2	0	0	±2	1.1	±0.1
Officers	99	±1	94	4	1	0	0	±1	1.1	±0.1
O1 – O3	99	±1	92	5	2	0	1	±2	1.1	±0.1
O4 – O6	99	±1	95	4	1	0	0	±2	1.1	±0.1
W1 – W5	99	±2	95	3	2	0	0	±3	1.1	±0.1
Reserve Unit	99	±1	93	4	2	1	0	±1	1.1	±0.1
AGR/FTS/AR	99	±1	93	4	2	1	0	±2	1.1	±0.1
IMA	99	±1	96	2	1	1	0	±4	1.1	±0.1
Not Activated Past 12 Months	99	±1	94	4	2	1	0	±1	1.1	±0.1
Activated Past 12 Months	99	±1	92	4	3	1	1	±2	1.1	±0.1
Not Deployed Past 12 Months	99	±1	93	4	2	1	0	±1	1.1	±0.1
Deployed Past 12 Months	98	±1	91	4	3	1	1	±2	1.2	±0.1
Non-Hispanic White	99	±1	93	4	2	1	0	±1	1.1	±0.1
Total Minority	98	±1	93	4	2	1	0	±1	1.1	±0.1
Non-Hispanic Black	98	±1	93	4	2	1	0	±2	1.1	±0.1
Hispanic	98	±1	94	3	1	1	0	±2	1.1	±0.1
FEMALES	99	±1	80	11	5	2	1	±2	1.3	±0.1
Enlisted	98	±1	80	10	6	3	2	±2	1.4	±0.1
E1 – E4	98	±1	81	10	5	2	2	±3	1.3	±0.1
E5 – E9	99	±1	79	11	6	3	1	±2	1.4	±0.1
Officers	99	±1	82	11	4	2	1	±3	1.3	±0.1
O1 – O3	99	±1	79	12	5	2	2	±4	1.3	±0.1
O4 – O6	99	±1	85	10	3	2	1	±3	1.2	±0.1
Reserve Unit	99	±1	80	11	6	2	2	±2	1.4	±0.1
AGR/FTS/AR	98	±1	81	11	5	2	1	±3	1.3	±0.1
IMA	99	±2	89	8	2	1	1	±4	1.2	±0.1
Non-Hispanic White	99	±1	78	12	6	3	2	±2	1.4	±0.1
Total Minority	98	±1	83	9	5	2	1	±2	1.3	±0.1
ARNG	98	±1	75	13	6	3	3	±3	1.5	±0.1
Enlisted	98	±1	75	13	6	3	3	±3	1.5	±0.1
Officers	100	±1	76	13	6	2	3	±6	1.4	±0.2
USAR	99	±1	81	10	6	2	1	±3	1.3	±0.1
Enlisted	99	±1	81	10	6	2	1	±3	1.3	±0.1
Officers	99	±1	81	12	4	2	0	±5	1.3	±0.1

Note. Percent responding are Reserve members who answered the question.

2012 Workplace and Gender Relations Survey of Reserve Component Members

56g. Continued	Percent Responding		Percentages					Max ME	Frequency of Behaviors		
			1	2	3	4	5				
USNR	98	±2	85	8	4	2	0	±4	1.2	±0.1	█
Enlisted	98	±2	85	9	4	2	0	±5	1.2	±0.1	█
Officers	100	±0	87	8	3	1	1	±4	1.2	±0.1	█
USMCR	98	±3	73	13	6	2	5	±8	1.5	±0.2	█
Enlisted	98	±3	73	13	6	2	5	±9	1.5	±0.2	█
Officers	100	±0	74	12	7	2	5	±11	1.5	±0.3	█
ANG	99	±1	83	9	5	2	1	±3	1.3	±0.1	█
Enlisted	99	±1	83	8	5	2	1	±3	1.3	±0.1	█
Officers	99	±2	82	12	4	1	1	±5	1.3	±0.1	█
USAFR	99	±1	87	8	4	1	1	±3	1.2	±0.1	█
Enlisted	98	±2	86	7	4	2	1	±4	1.2	±0.1	█
Officers	99	±1	88	9	1	1	0	±4	1.2	±0.1	█
MALES	99	±1	96	2	1	0	0	±1	1.1	±0.1	█
Enlisted	99	±1	96	2	1	0	0	±1	1.1	±0.1	█
E1 – E4	99	±1	96	2	2	0	0	±2	1.1	±0.1	█
E5 – E9	99	±1	96	2	1	0	0	±1	1.1	±0.1	█
Officers	99	±1	96	3	1	0	0	±2	1.0	±0.1	█
O1 – O3	99	±1	95	4	1	0	0	±3	1.1	±0.1	█
O4 – O6	99	±1	97	2	0	0	0	±2	1.0	±0.1	█
Reserve Unit	99	±1	96	2	1	0	0	±1	1.1	±0.1	█
AGR/FTS/AR	99	±1	96	3	1	0	0	±2	1.0	±0.1	█
IMA	99	±1	98	1	0	1	0	±5	1.1	±0.1	█
Non-Hispanic White	99	±1	96	2	1	0	0	±1	1.1	±0.1	█
Total Minority	98	±1	96	2	1	0	0	±2	1.1	±0.1	█
ARNG	99	±1	95	3	1	1	0	±2	1.1	±0.1	█
Enlisted	99	±1	95	2	2	1	0	±2	1.1	±0.1	█
Officers	99	±1	95	5	0	0	0	±3	1.1	±0.1	█
USAR	98	±1	97	2	1	0	0	±2	1.0	±0.1	█
Enlisted	98	±2	97	2	1	0	0	±2	1.0	±0.1	█
Officers	99	±2	97	1	1	0	0	±3	1.1	±0.1	█
USNR	98	±2	95	3	1	0	0	±3	1.1	±0.1	█
Enlisted	98	±2	95	3	2	0	0	±3	1.1	±0.1	█
Officers	99	±2	97	3	0	0	0	±3	1.0	±0.1	█
USMCR	99	±2	95	2	2	0	0	±4	1.1	±0.1	█
Enlisted	99	±2	95	2	2	0	0	±4	1.1	±0.1	█
Officers	99	±2	98	2	0	0	0	±3	1.0	±0.1	█
ANG	99	±1	98	1	1	0	0	±2	1.0	±0.1	█
Enlisted	99	±1	98	1	1	0	0	±2	1.0	±0.1	█
Officers	99	±1	98	0	1	0	0	±3	1.0	±0.1	█
USAFR	99	±1	97	1	1	0	0	±2	1.0	±0.1	█
Enlisted	98	±2	97	1	1	0	0	±2	1.0	±0.1	█
Officers	100	±1	98	2	0	0	0	±4	1.0	±0.1	█
USCGR	99	±1	95	3	2	0	0	±2	1.1	±0.1	█
Enlisted	99	±1	95	3	2	0	0	±2	1.1	±0.1	█
E1 – E4	99	±1	97	2	1	0	0	±2	1.1	±0.1	█
E5 – E9	99	±2	94	4	2	0	0	±4	1.1	±0.1	█
Officers	99	±1	96	3	1	0	0	±2	1.1	±0.1	█
O1 – O3	99	±2	95	3	2	0	0	±3	1.1	±0.1	█
O4 – O6	98	±2	98	2	0	0	0	±3	1.0	±0.1	█
Females	99	±1	87	8	4	1	1	±3	1.2	±0.1	█
Enlisted	99	±1	86	8	4	1	1	±4	1.2	±0.1	█
Officers	99	±2	90	7	2	1	0	±5	1.1	±0.1	█
Males	99	±1	97	2	1	0	0	±3	1.0	±0.1	█
Enlisted	99	±1	97	2	1	0	0	±3	1.0	±0.1	█
Officers	98	±2	97	2	1	0	0	±2	1.0	±0.1	█

56. How often during the past 12 months have you been in situations involving military personnel (active duty or Reserve), DoD/DHS civilian employees, and/or contractors where one or more of these individuals (of either gender)...
 h. Made unwanted attempts to establish a romantic sexual relationship with you despite your efforts to discourage it?

1. Never
 2. Once or twice
 3. Sometimes
 4. Often
 5. Very often

	Percent Responding		Percentages					Max ME	Frequency of Behaviors	
			1	2	3	4	5			
TOTAL DOD	99	±1	96	2	1	0	0	±1	1.1	±0.1
ARNG	99	±1	95	2	1	0	0	±1	1.1	±0.1
USAR	99	±1	95	2	1	0	0	±1	1.1	±0.1
USNR	98	±2	96	2	1	0	1	±2	1.1	±0.1
USMCR	99	±2	97	1	1	0	0	±3	1.1	±0.1
ANG	99	±1	98	1	1	0	0	±1	1.0	±0.1
USAFR	98	±1	96	2	1	0	0	±2	1.1	±0.1
Enlisted	99	±1	96	2	1	0	0	±1	1.1	±0.1
E1 – E4	99	±1	96	2	2	0	0	±1	1.1	±0.1
E1 – E3	99	±1	97	1	1	0	0	±2	1.1	±0.1
E4	98	±1	95	3	2	0	0	±2	1.1	±0.1
E5 – E9	99	±1	96	2	1	0	0	±1	1.1	±0.1
E5 – E7	99	±1	95	2	1	0	0	±1	1.1	±0.1
E8 – E9	99	±1	98	2	1	0	0	±2	1.0	±0.1
Officers	99	±1	97	2	1	0	0	±1	1.0	±0.1
O1 – O3	99	±1	95	3	1	0	0	±2	1.1	±0.1
O4 – O6	99	±1	98	1	0	0	0	±1	1.0	±0.1
W1 – W5	99	±2	98	1	1	0	0	±2	1.0	±0.1
Reserve Unit	99	±1	96	2	1	0	0	±1	1.1	±0.1
AGR/FTS/AR	99	±1	97	2	1	0	0	±1	1.1	±0.1
IMA	99	±1	98	1	0	0	0	±2	1.0	±0.1
Not Activated Past 12 Months	99	±1	96	2	1	0	0	±1	1.1	±0.1
Activated Past 12 Months	99	±1	95	3	2	0	0	±1	1.1	±0.1
Not Deployed Past 12 Months	99	±1	96	2	1	0	0	±1	1.1	±0.1
Deployed Past 12 Months	99	±1	95	2	2	0	1	±2	1.1	±0.1
Non-Hispanic White	99	±1	96	2	1	0	0	±1	1.1	±0.1
Total Minority	99	±1	95	2	2	0	0	±1	1.1	±0.1
Non-Hispanic Black	99	±1	95	3	1	0	0	±1	1.1	±0.1
Hispanic	99	±1	96	2	1	0	1	±2	1.1	±0.1
FEMALES	99	±1	87	8	3	1	1	±1	1.2	±0.1
Enlisted	99	±1	86	8	4	1	1	±2	1.2	±0.1
E1 – E4	98	±1	86	8	4	1	1	±2	1.2	±0.1
E5 – E9	99	±1	86	8	3	1	1	±2	1.2	±0.1
Officers	99	±1	89	8	2	1	1	±2	1.2	±0.1
O1 – O3	99	±1	86	10	3	1	1	±3	1.2	±0.1
O4 – O6	99	±1	92	6	1	1	1	±3	1.1	±0.1
Reserve Unit	99	±1	86	8	3	1	1	±2	1.2	±0.1
AGR/FTS/AR	99	±1	90	6	2	1	1	±3	1.2	±0.1
IMA	99	±1	92	4	1	1	0	±4	1.1	±0.1
Non-Hispanic White	99	±1	86	8	3	1	1	±2	1.2	±0.1
Total Minority	99	±1	87	8	4	1	1	±2	1.2	±0.1
ARNG	99	±1	83	10	4	2	1	±3	1.3	±0.1
Enlisted	99	±1	83	10	4	2	1	±3	1.3	±0.1
Officers	99	±1	83	13	3	1	1	±6	1.2	±0.1
USAR	99	±1	86	7	4	1	2	±2	1.2	±0.1
Enlisted	99	±1	86	7	4	1	2	±3	1.3	±0.1
Officers	99	±1	89	8	3	1	0	±4	1.2	±0.1

Note. Percent responding are Reserve members who answered the question.

2012 Workplace and Gender Relations Survey of Reserve Component Members

56h. Continued	Percent Responding		Percentages					Max ME	Frequency of Behaviors		
			1	2	3	4	5				
USNR	98	±2	89	6	3	1	1	±4	1.2	±0.1	
Enlisted	98	±2	88	7	3	1	1	±5	1.2	±0.1	
Officers	100	±1	94	4	1	0	1	±4	1.1	±0.1	
USMCR	98	±3	82	7	6	1	3	±8	1.4	±0.2	
Enlisted	98	±3	80	7	7	1	4	±9	1.4	±0.2	
Officers	98	±4	90	8	2	0	0	±9	1.1	±0.1	
ANG	99	±1	92	6	2	0	0	±2	1.1	±0.1	
Enlisted	99	±1	93	5	2	0	0	±3	1.1	±0.1	
Officers	99	±2	92	6	0	1	1	±4	1.1	±0.1	
USAFR	98	±1	90	6	2	1	1	±3	1.1	±0.1	
Enlisted	98	±2	90	7	3	1	1	±3	1.2	±0.1	
Officers	99	±2	93	4	2	0	0	±4	1.1	±0.1	
MALES	99	±1	98	1	1	0	0	±1	1.0	±0.1	
Enlisted	99	±1	98	1	1	0	0	±1	1.0	±0.1	
E1 – E4	99	±1	98	1	1	0	0	±1	1.0	±0.1	
E5 – E9	99	±1	98	1	1	0	0	±1	1.0	±0.1	
Officers	99	±1	99	1	0	0	0	±1	1.0	±0.1	
O1 – O3	99	±1	98	2	1	0	0	±2	1.0	±0.1	
O4 – O6	99	±1	100	0	0	0	0	±1	1.0	±0.1	
Reserve Unit	99	±1	98	1	1	0	0	±1	1.0	±0.1	
AGR/FTS/AR	99	±1	99	1	1	0	0	±2	1.0	±0.1	
IMA	99	±1	99	1	0	0	0	±2	1.0	±0.1	
Non-Hispanic White	99	±1	98	1	1	0	0	±1	1.0	±0.1	
Total Minority	99	±1	98	1	1	0	0	±1	1.0	±0.1	
ARNG	99	±1	98	1	1	0	0	±1	1.0	±0.1	
Enlisted	99	±1	97	1	1	0	0	±1	1.0	±0.1	
Officers	99	±1	98	1	0	0	0	±2	1.0	±0.1	
USAR	98	±1	98	1	1	0	0	±1	1.0	±0.1	
Enlisted	98	±1	98	1	1	0	0	±2	1.0	±0.1	
Officers	99	±2	98	1	1	0	0	±2	1.0	±0.1	
USNR	98	±2	97	1	1	0	1	±2	1.1	±0.1	
Enlisted	97	±2	97	1	1	0	1	±3	1.1	±0.1	
Officers	98	±2	99	1	0	0	0	±3	1.0	±0.1	
USMCR	99	±2	97	1	1	0	0	±3	1.1	±0.1	
Enlisted	99	±2	97	1	1	0	0	±4	1.1	±0.1	
Officers	99	±2	99	0	0	0	0	±3	1.0	±0.1	
ANG	99	±1	99	0	0	0	0	±1	1.0	±0.1	
Enlisted	99	±1	99	0	1	0	0	±2	1.0	±0.1	
Officers	99	±2	100	0	0	0	0	±3	1.0	±0.1	
USAFR	98	±1	99	1	0	0	0	±2	1.0	±0.1	
Enlisted	99	±2	98	1	1	0	0	±2	1.0	±0.1	
Officers	98	±2	100	0	0	0	0	±3	1.0	±0.1	
USCGR	99	±1	97	1	1	0	0	±2	1.0	±0.1	
Enlisted	99	±1	97	2	1	0	0	±2	1.0	±0.1	
E1 – E4	99	±1	98	1	1	0	0	±2	1.0	±0.1	
E5 – E9	99	±2	97	2	1	0	0	±3	1.1	±0.1	
Officers	98	±2	98	1	1	0	0	±2	1.0	±0.1	
O1 – O3	98	±2	97	1	2	0	0	±3	1.1	±0.1	
O4 – O6	97	±3	99	1	0	0	0	±3	1.0	±0.1	
Females	100	±1	93	4	2	1	1	±3	1.1	±0.1	
Enlisted	100	±1	91	6	2	1	1	±3	1.1	±0.1	
Officers	99	±2	98	0	2	0	0	±3	1.0	±0.1	
Males	99	±1	98	1	1	0	0	±2	1.0	±0.1	
Enlisted	99	±2	98	1	1	0	0	±3	1.0	±0.1	
Officers	97	±2	98	1	1	0	0	±2	1.0	±0.1	

56. How often during the past 12 months have you been in situations involving military personnel (active duty or Reserve), DoD/DHS civilian employees, and/or contractors where one or more of these individuals (of either gender)...
 i. Put you down or was condescending to you because of your gender?

1. Never
 2. Once or twice
 3. Sometimes
 4. Often
 5. Very often

	Percent Responding		Percentages					Max ME	Frequency of Behaviors	
			1	2	3	4	5			
TOTAL DOD	98	±1	95	3	2	1	0	±1	1.1	±0.1
ARNG	99	±1	95	3	2	1	0	±1	1.1	±0.1
USAR	98	±1	95	3	2	0	0	±1	1.1	±0.1
USNR	98	±2	95	2	2	1	1	±2	1.1	±0.1
USMCR	99	±2	96	1	2	0	0	±3	1.1	±0.1
ANG	99	±1	96	2	1	0	0	±1	1.1	±0.1
USAFR	98	±1	95	3	2	0	0	±2	1.1	±0.1
Enlisted	98	±1	95	2	2	1	0	±1	1.1	±0.1
E1 – E4	98	±1	95	2	2	0	0	±1	1.1	±0.1
E1 – E3	99	±1	96	2	1	1	0	±2	1.1	±0.1
E4	98	±1	94	3	2	0	0	±2	1.1	±0.1
E5 – E9	98	±1	95	3	2	1	0	±1	1.1	±0.1
E5 – E7	99	±1	95	3	2	1	0	±1	1.1	±0.1
E8 – E9	98	±2	96	2	1	0	0	±2	1.1	±0.1
Officers	99	±1	95	3	1	0	0	±1	1.1	±0.1
O1 – O3	99	±1	94	4	1	0	1	±2	1.1	±0.1
O4 – O6	98	±1	96	3	1	0	0	±1	1.1	±0.1
W1 – W5	98	±2	97	2	1	0	0	±2	1.0	±0.1
Reserve Unit	99	±1	95	3	2	1	0	±1	1.1	±0.1
AGR/FTS/AR	98	±1	94	3	2	1	0	±2	1.1	±0.1
IMA	99	±1	96	2	1	0	0	±3	1.1	±0.1
Not Activated Past 12 Months	98	±1	95	2	1	1	0	±1	1.1	±0.1
Activated Past 12 Months	99	±1	94	3	2	1	1	±1	1.1	±0.1
Not Deployed Past 12 Months	98	±1	95	3	2	1	0	±1	1.1	±0.1
Deployed Past 12 Months	98	±2	94	3	2	1	1	±2	1.1	±0.1
Non-Hispanic White	99	±1	95	3	1	0	0	±1	1.1	±0.1
Total Minority	98	±1	95	3	2	1	0	±1	1.1	±0.1
Non-Hispanic Black	98	±1	94	3	2	1	1	±2	1.1	±0.1
Hispanic	98	±1	95	2	1	1	0	±2	1.1	±0.1
FEMALES	98	±1	83	9	5	2	2	±2	1.3	±0.1
Enlisted	98	±1	84	9	5	2	2	±2	1.3	±0.1
E1 – E4	98	±1	85	8	5	1	2	±2	1.3	±0.1
E5 – E9	98	±1	82	10	5	2	2	±2	1.3	±0.1
Officers	99	±1	81	12	3	1	2	±3	1.3	±0.1
O1 – O3	99	±1	81	12	4	1	2	±4	1.3	±0.1
O4 – O6	98	±1	81	13	3	2	1	±3	1.3	±0.1
Reserve Unit	98	±1	83	9	4	2	2	±2	1.3	±0.1
AGR/FTS/AR	98	±1	81	9	6	2	2	±3	1.3	±0.1
IMA	98	±2	89	6	3	1	1	±4	1.2	±0.1
Non-Hispanic White	99	±1	81	11	5	2	2	±2	1.3	±0.1
Total Minority	98	±1	86	7	4	1	1	±2	1.2	±0.1
ARNG	98	±1	80	10	5	2	3	±3	1.4	±0.1
Enlisted	98	±1	80	10	5	2	3	±3	1.4	±0.1
Officers	99	±2	76	15	4	1	4	±6	1.4	±0.2
USAR	98	±1	83	9	5	2	1	±2	1.3	±0.1
Enlisted	98	±1	84	9	5	2	1	±3	1.3	±0.1
Officers	99	±2	81	13	3	2	1	±5	1.3	±0.1

Note. Percent responding are Reserve members who answered the question.

2012 Workplace and Gender Relations Survey of Reserve Component Members

56i. Continued	Percent Responding		Percentages					Max ME	Frequency of Behaviors		
			1	2	3	4	5				
USNR	97	±2	87	6	4	1	1	±4	1.2	±0.1	
Enlisted	97	±3	88	5	5	1	1	±5	1.2	±0.1	
Officers	99	±1	83	13	2	0	1	±5	1.2	±0.1	
USMCR	98	±2	74	14	6	1	4	±8	1.5	±0.2	
Enlisted	98	±3	74	15	7	1	4	±9	1.5	±0.2	
Officers	99	±3	77	12	5	1	5	±11	1.5	±0.3	
ANG	98	±1	86	8	4	1	1	±3	1.2	±0.1	
Enlisted	98	±1	86	8	4	1	1	±3	1.2	±0.1	
Officers	98	±2	83	10	5	2	1	±5	1.3	±0.1	
USAFR	97	±2	88	7	4	1	0	±3	1.2	±0.1	
Enlisted	97	±2	88	6	4	1	0	±3	1.2	±0.1	
Officers	98	±2	87	9	3	1	0	±4	1.2	±0.1	
MALES	99	±1	98	1	1	0	0	±1	1.0	±0.1	
Enlisted	98	±1	97	1	1	0	0	±1	1.0	±0.1	
E1 - E4	98	±1	97	1	1	0	0	±2	1.0	±0.1	
E5 - E9	99	±1	98	1	1	0	0	±1	1.0	±0.1	
Officers	99	±1	98	1	0	0	0	±1	1.0	±0.1	
O1 - O3	99	±1	98	1	1	0	0	±2	1.0	±0.1	
O4 - O6	98	±1	99	1	0	0	0	±1	1.0	±0.1	
Reserve Unit	99	±1	98	1	1	0	0	±1	1.0	±0.1	
AGR/FTS/AR	98	±1	98	1	1	0	0	±2	1.0	±0.1	
IMA	99	±1	98	1	1	0	0	±5	1.0	±0.1	
Non-Hispanic White	99	±1	98	1	1	0	0	±1	1.0	±0.1	
Total Minority	98	±1	97	1	1	1	0	±1	1.1	±0.1	
ARNG	99	±1	97	1	1	0	0	±1	1.0	±0.1	
Enlisted	99	±1	97	1	1	1	0	±2	1.1	±0.1	
Officers	99	±1	99	1	0	0	0	±2	1.0	±0.1	
USAR	98	±1	98	1	1	0	0	±1	1.0	±0.1	
Enlisted	98	±1	98	1	1	0	0	±2	1.0	±0.1	
Officers	98	±2	98	1	1	0	0	±3	1.0	±0.1	
USNR	98	±2	97	1	1	1	0	±3	1.1	±0.1	
Enlisted	98	±2	96	1	2	1	1	±3	1.1	±0.1	
Officers	98	±2	100	0	0	0	0	±2	1.0	±0.1	
USMCR	99	±2	97	0	2	0	0	±3	1.1	±0.1	
Enlisted	99	±2	97	1	2	0	0	±4	1.1	±0.1	
Officers	98	±2	99	0	1	0	0	±3	1.0	±0.1	
ANG	99	±1	99	1	0	0	0	±1	1.0	±0.1	
Enlisted	99	±1	99	1	0	0	0	±2	1.0	±0.1	
Officers	99	±2	98	1	0	0	0	±3	1.0	±0.1	
USAFR	98	±2	98	1	1	0	0	±2	1.0	±0.1	
Enlisted	98	±2	98	1	1	0	0	±2	1.0	±0.1	
Officers	98	±3	98	1	1	0	0	±4	1.0	±0.1	
USCGR	98	±1	97	2	1	0	0	±2	1.1	±0.1	
Enlisted	98	±2	97	2	1	0	0	±2	1.1	±0.1	
E1 - E4	99	±1	98	1	1	0	0	±2	1.0	±0.1	
E5 - E9	98	±2	96	2	2	0	0	±3	1.1	±0.1	
Officers	97	±2	96	2	1	0	0	±2	1.0	±0.1	
O1 - O3	97	±2	97	2	1	0	0	±2	1.0	±0.1	
O4 - O6	96	±3	96	3	0	0	0	±3	1.0	±0.1	
Females	98	±1	89	7	3	1	1	±3	1.2	±0.1	
Enlisted	98	±2	89	7	2	1	1	±4	1.2	±0.1	
Officers	99	±2	91	6	3	0	0	±4	1.1	±0.1	
Males	98	±2	98	1	1	0	0	±2	1.0	±0.1	
Enlisted	98	±2	98	1	1	0	0	±3	1.0	±0.1	
Officers	97	±2	98	2	0	0	0	±2	1.0	±0.1	

56. How often during the past 12 months have you been in situations involving military personnel (active duty or Reserve), DoD/DHS civilian employees, and/or contractors where one or more of these individuals (of either gender)...

j. Continued to ask you for dates, drinks, dinner, etc., even though you said "No"?

1. Never
 2. Once or twice
 3. Sometimes
 4. Often
 5. Very often

	Percent Responding		Percentages					Max ME	Frequency of Behaviors		
			1	2	3	4	5				
TOTAL DOD	98	±1	96	2	1	0	0	±1	1.1	±0.1	
ARNG	99	±1	96	2	1	1	0	±1	1.1	±0.1	
USAR	98	±1	96	2	1	0	0	±1	1.1	±0.1	
USNR	97	±2	96	2	1	0	1	±2	1.1	±0.1	
USMCR	96	±3	97	1	1	0	1	±3	1.1	±0.1	
ANG	99	±1	98	1	0	0	0	±1	1.0	±0.1	
USAFR	98	±1	97	2	1	0	0	±2	1.1	±0.1	
Enlisted	98	±1	96	2	1	0	0	±1	1.1	±0.1	
E1 – E4	98	±1	96	2	2	0	0	±1	1.1	±0.1	
E1 – E3	98	±1	97	2	1	0	0	±2	1.1	±0.1	
E4	99	±1	96	2	2	0	0	±1	1.1	±0.1	
E5 – E9	98	±1	96	2	1	1	0	±1	1.1	±0.1	
E5 – E7	98	±1	96	2	1	1	0	±1	1.1	±0.1	
E8 – E9	98	±1	98	1	1	0	0	±2	1.0	±0.1	
Officers	99	±1	98	2	0	0	0	±1	1.0	±0.1	
O1 – O3	99	±1	96	3	1	0	0	±2	1.1	±0.1	
O4 – O6	98	±1	99	1	0	0	0	±1	1.0	±0.1	
W1 – W5	98	±2	99	1	0	0	0	±2	1.0	±0.1	
Reserve Unit	98	±1	96	2	1	0	0	±1	1.1	±0.1	
AGR/FTS/AR	99	±1	97	1	1	0	0	±1	1.0	±0.1	
IMA	98	±2	98	1	0	0	0	±2	1.0	±0.1	
Not Activated Past 12 Months	98	±1	97	2	1	0	0	±1	1.1	±0.1	
Activated Past 12 Months	98	±1	96	2	2	0	0	±1	1.1	±0.1	
Not Deployed Past 12 Months	99	±1	97	2	1	0	0	±1	1.1	±0.1	
Deployed Past 12 Months	98	±2	96	2	2	0	0	±2	1.1	±0.1	
Non-Hispanic White	99	±1	97	2	1	0	0	±1	1.1	±0.1	
Total Minority	98	±1	96	2	1	1	0	±1	1.1	±0.1	
Non-Hispanic Black	99	±1	96	2	1	0	0	±2	1.1	±0.1	
Hispanic	98	±1	97	2	1	0	0	±2	1.1	±0.1	
FEMALES	98	±1	88	7	3	1	1	±1	1.2	±0.1	
Enlisted	98	±1	88	7	3	1	1	±2	1.2	±0.1	
E1 – E4	98	±1	88	6	4	1	1	±2	1.2	±0.1	
E5 – E9	98	±1	88	7	3	1	1	±2	1.2	±0.1	
Officers	99	±1	91	6	2	0	1	±2	1.1	±0.1	
O1 – O3	99	±1	89	8	2	0	1	±3	1.2	±0.1	
O4 – O6	98	±1	94	4	1	0	1	±3	1.1	±0.1	
Reserve Unit	98	±1	88	7	3	1	1	±2	1.2	±0.1	
AGR/FTS/AR	99	±1	92	4	2	1	1	±3	1.1	±0.1	
IMA	99	±1	93	4	1	1	0	±4	1.1	±0.1	
Non-Hispanic White	99	±1	88	7	2	1	1	±2	1.2	±0.1	
Total Minority	98	±1	89	6	4	1	1	±2	1.2	±0.1	
ARNG	98	±1	85	9	3	2	1	±2	1.3	±0.1	
Enlisted	98	±1	85	9	3	2	1	±3	1.3	±0.1	
Officers	99	±2	88	8	2	0	2	±5	1.2	±0.1	
USAR	98	±1	88	6	4	1	1	±2	1.2	±0.1	
Enlisted	98	±1	87	6	4	1	1	±3	1.2	±0.1	
Officers	98	±2	90	7	1	0	0	±4	1.1	±0.1	

Note. Percent responding are Reserve members who answered the question.

2012 Workplace and Gender Relations Survey of Reserve Component Members

56j. Continued	Percent Responding		Percentages					Max ME	Frequency of Behaviors		
			1	2	3	4	5				
USNR	98	±2	91	6	2	1	1	±4	1.2	±0.1	
Enlisted	98	±2	90	6	2	1	1	±4	1.2	±0.1	
Officers	99	±1	95	3	1	0	1	±3	1.1	±0.1	
USMCR	98	±3	83	8	3	2	4	±7	1.4	±0.2	
Enlisted	98	±3	80	9	4	2	5	±8	1.4	±0.2	
Officers	96	±5	95	3	2	0	0	±8	1.1	±0.1	
ANG	99	±1	94	4	1	0	0	±2	1.1	±0.1	
Enlisted	99	±1	95	4	1	0	0	±2	1.1	±0.1	
Officers	98	±2	94	5	0	0	1	±4	1.1	±0.1	
USAFR	98	±2	92	4	3	1	0	±3	1.1	±0.1	
Enlisted	98	±2	92	5	3	1	1	±3	1.1	±0.1	
Officers	99	±1	95	3	2	0	0	±3	1.1	±0.1	
MALES	98	±1	98	1	1	0	0	±1	1.0	±0.1	
Enlisted	98	±1	98	1	1	0	0	±1	1.0	±0.1	
E1 - E4	99	±1	98	1	1	0	0	±1	1.0	±0.1	
E5 - E9	98	±1	98	1	1	0	0	±1	1.0	±0.1	
Officers	99	±1	99	1	0	0	0	±1	1.0	±0.1	
O1 - O3	99	±1	98	1	0	0	0	±2	1.0	±0.1	
O4 - O6	98	±1	100	0	0	0	0	±1	1.0	±0.1	
Reserve Unit	99	±1	98	1	1	0	0	±1	1.0	±0.1	
AGR/FTS/AR	98	±1	99	0	1	0	0	±2	1.0	±0.1	
IMA	98	±2	99	1	0	0	0	±2	1.0	±0.1	
Non-Hispanic White	99	±1	98	1	1	0	0	±1	1.0	±0.1	
Total Minority	98	±1	98	1	1	0	0	±1	1.0	±0.1	
ARNG	99	±1	98	1	1	0	0	±1	1.0	±0.1	
Enlisted	99	±1	98	1	1	0	0	±1	1.0	±0.1	
Officers	99	±1	99	1	0	0	0	±2	1.0	±0.1	
USAR	98	±1	99	0	1	0	0	±1	1.0	±0.1	
Enlisted	98	±1	99	0	1	0	0	±1	1.0	±0.1	
Officers	98	±2	99	0	1	0	0	±2	1.0	±0.1	
USNR	97	±2	98	1	1	0	1	±2	1.1	±0.1	
Enlisted	97	±2	97	1	1	0	1	±3	1.1	±0.1	
Officers	98	±2	100	0	0	0	0	±0	1.0	±0.0	
USMCR	96	±3	97	1	1	0	0	±3	1.1	±0.1	
Enlisted	96	±3	97	1	1	0	0	±4	1.1	±0.1	
Officers	98	±2	99	0	0	0	0	±3	1.0	±0.1	
ANG	99	±1	99	0	0	0	0	±1	1.0	±0.1	
Enlisted	99	±1	99	0	0	0	0	±1	1.0	±0.1	
Officers	99	±2	100	0	0	0	0	±0	1.0	±0.0	
USAFR	98	±1	98	1	0	0	0	±2	1.0	±0.1	
Enlisted	98	±2	98	1	1	1	0	±2	1.0	±0.1	
Officers	98	±2	100	0	0	0	0	±3	1.0	±0.1	
USCGR	98	±1	98	1	1	0	0	±2	1.0	±0.1	
Enlisted	98	±2	98	1	1	0	0	±2	1.0	±0.1	
E1 - E4	99	±1	99	1	1	0	0	±2	1.0	±0.1	
E5 - E9	97	±2	97	1	2	0	0	±3	1.1	±0.1	
Officers	97	±2	98	1	0	0	0	±2	1.0	±0.1	
O1 - O3	98	±2	98	2	1	0	0	±3	1.0	±0.1	
O4 - O6	97	±3	99	1	0	0	0	±2	1.0	±0.1	
Females	99	±1	94	4	1	1	1	±3	1.1	±0.1	
Enlisted	99	±2	93	4	1	1	1	±3	1.1	±0.1	
Officers	98	±2	98	2	1	0	0	±3	1.0	±0.1	
Males	98	±2	98	1	1	0	0	±2	1.0	±0.1	
Enlisted	98	±2	98	0	1	0	0	±3	1.0	±0.1	
Officers	97	±2	99	1	0	0	0	±2	1.0	±0.1	

56. How often during the past 12 months have you been in situations involving military personnel (active duty or Reserve), DoD/DHS civilian employees, and/or contractors where one or more of these individuals (of either gender)...
 k. Made you feel like you were being bribed with some sort of reward or special treatment to engage in sexual behavior?

1. Never
 2. Once or twice
 3. Sometimes
 4. Often
 5. Very often

	Percent Responding		Percentages					Max ME	Frequency of Behaviors	
			1	2	3	4	5			
TOTAL DOD	99	±1	98	1	1	0	0	±1	1.0	±0.1
ARNG	99	±1	98	1	1	0	0	±1	1.0	±0.1
USAR	99	±1	98	1	1	0	0	±1	1.0	±0.1
USNR	98	±2	98	1	1	0	0	±2	1.0	±0.1
USMCR	99	±1	98	1	1	0	0	±3	1.1	±0.1
ANG	99	±1	100	0	0	0	0	±1	1.0	±0.1
USAFR	99	±1	98	1	1	0	0	±1	1.0	±0.1
Enlisted	99	±1	98	1	1	0	0	±1	1.0	±0.1
E1 – E4	99	±1	98	1	1	0	0	±1	1.0	±0.1
E1 – E3	99	±1	98	0	1	0	0	±2	1.0	±0.1
E4	99	±1	97	1	1	0	0	±1	1.0	±0.1
E5 – E9	99	±1	98	1	1	0	0	±1	1.0	±0.1
E5 – E7	99	±1	98	1	1	0	0	±1	1.0	±0.1
E8 – E9	98	±1	99	0	1	0	0	±2	1.0	±0.1
Officers	99	±1	99	0	0	0	0	±1	1.0	±0.1
O1 – O3	99	±1	99	1	0	0	0	±1	1.0	±0.1
O4 – O6	99	±1	100	0	0	0	0	±1	1.0	±0.1
W1 – W5	98	±2	99	0	1	0	0	±2	1.0	±0.1
Reserve Unit	99	±1	98	1	1	0	0	±1	1.0	±0.1
AGR/FTS/AR	99	±1	99	1	0	0	0	±1	1.0	±0.1
IMA	99	±1	99	0	0	0	0	±1	1.0	±0.1
Not Activated Past 12 Months	99	±1	98	1	1	0	0	±1	1.0	±0.1
Activated Past 12 Months	99	±1	98	1	1	0	0	±1	1.0	±0.1
Not Deployed Past 12 Months	99	±1	98	1	1	0	0	±1	1.0	±0.1
Deployed Past 12 Months	99	±1	97	1	1	0	0	±2	1.1	±0.1
Non-Hispanic White	99	±1	98	1	1	0	0	±1	1.0	±0.1
Total Minority	98	±1	98	1	1	0	0	±1	1.0	±0.1
Non-Hispanic Black	99	±1	98	1	1	0	0	±1	1.0	±0.1
Hispanic	98	±1	98	0	1	1	0	±2	1.0	±0.1
FEMALES	98	±1	95	2	1	0	0	±1	1.1	±0.1
Enlisted	98	±1	95	3	2	0	0	±1	1.1	±0.1
E1 – E4	98	±1	95	3	2	1	0	±2	1.1	±0.1
E5 – E9	99	±1	95	3	1	0	0	±1	1.1	±0.1
Officers	99	±1	98	2	0	0	0	±1	1.0	±0.1
O1 – O3	100	±1	97	2	0	0	0	±2	1.0	±0.1
O4 – O6	99	±1	99	1	0	0	0	±2	1.0	±0.1
Reserve Unit	99	±1	95	3	1	0	0	±1	1.1	±0.1
AGR/FTS/AR	98	±1	97	2	1	0	0	±2	1.1	±0.1
IMA	99	±2	98	2	0	0	0	±3	1.0	±0.1
Non-Hispanic White	99	±1	96	2	1	0	0	±1	1.1	±0.1
Total Minority	98	±1	95	2	2	0	0	±2	1.1	±0.1
ARNG	98	±1	94	3	2	0	1	±2	1.1	±0.1
Enlisted	98	±1	94	3	2	0	1	±2	1.1	±0.1
Officers	100	±0	96	3	1	0	0	±4	1.1	±0.1
USAR	99	±1	95	3	2	1	0	±2	1.1	±0.1
Enlisted	98	±1	94	3	2	1	0	±2	1.1	±0.1
Officers	99	±1	97	2	0	0	0	±3	1.0	±0.1

Note. Percent responding are Reserve members who answered the question.

2012 Workplace and Gender Relations Survey of Reserve Component Members

56k. Continued	Percent Responding		Percentages					Max ME	Frequency of Behaviors	
			1	2	3	4	5			
USNR	98	±2	97	2	1	0	0	±3	1.0	±0.1
Enlisted	98	±2	97	2	1	0	0	±4	1.0	±0.1
Officers	99	±1	98	0	1	1	0	±3	1.0	±0.1
USMCR	99	±2	94	2	4	0	0	±6	1.1	±0.1
Enlisted	99	±2	93	2	4	0	0	±7	1.1	±0.1
Officers	100	±0	98	2	0	0	0	±8	1.0	±0.1
ANG	99	±1	98	1	1	0	0	±2	1.0	±0.1
Enlisted	99	±1	98	1	1	0	0	±2	1.0	±0.1
Officers	98	±2	99	0	0	0	0	±2	1.0	±0.1
USAFR	99	±1	97	1	1	0	0	±2	1.0	±0.1
Enlisted	99	±1	97	2	1	0	0	±2	1.1	±0.1
Officers	99	±1	98	0	1	0	0	±2	1.0	±0.1
MALES	99	±1	99	0	1	0	0	±1	1.0	±0.1
Enlisted	99	±1	99	0	1	0	0	±1	1.0	±0.1
E1 - E4	99	±1	98	0	1	0	0	±1	1.0	±0.1
E5 - E9	99	±1	99	0	1	0	0	±1	1.0	±0.1
Officers	99	±1	100	0	0	0	0	±1	1.0	±0.1
O1 - O3	99	±1	99	0	0	0	0	±2	1.0	±0.1
O4 - O6	99	±1	100	0	0	0	0	±1	1.0	±0.1
Reserve Unit	99	±1	99	0	1	0	0	±1	1.0	±0.1
AGR/FTS/AR	99	±1	99	0	0	0	0	±1	1.0	±0.1
IMA	99	±1	100	0	0	0	0	±0	1.0	±0.0
Non-Hispanic White	99	±1	99	0	1	0	0	±1	1.0	±0.1
Total Minority	98	±1	98	0	1	0	0	±1	1.0	±0.1
ARNG	99	±1	99	0	1	0	0	±1	1.0	±0.1
Enlisted	99	±1	98	0	1	0	0	±1	1.0	±0.1
Officers	99	±1	100	0	0	0	0	±1	1.0	±0.1
USAR	99	±1	99	0	0	0	0	±1	1.0	±0.1
Enlisted	99	±1	99	0	0	0	0	±1	1.0	±0.1
Officers	98	±2	99	0	1	0	0	±2	1.0	±0.1
USNR	98	±2	98	1	1	0	0	±2	1.0	±0.1
Enlisted	98	±2	98	1	1	0	1	±3	1.1	±0.1
Officers	100	±1	100	0	0	0	0	±3	1.0	±0.1
USMCR	99	±1	98	1	1	0	0	±4	1.0	±0.1
Enlisted	99	±1	98	1	1	0	0	±4	1.1	±0.1
Officers	99	±1	100	0	0	0	0	±3	1.0	±0.1
ANG	99	±1	100	0	0	0	0	±1	1.0	±0.1
Enlisted	99	±1	100	0	0	0	0	±1	1.0	±0.1
Officers	99	±2	100	0	0	0	0	±0	1.0	±0.0
USAFR	99	±1	99	0	1	0	0	±2	1.0	±0.1
Enlisted	99	±1	98	0	1	0	0	±2	1.0	±0.1
Officers	99	±2	100	0	0	0	0	±0	1.0	±0.0
USCGR	99	±1	99	0	1	0	0	±2	1.0	±0.1
Enlisted	99	±1	99	1	1	0	0	±2	1.0	±0.1
E1 - E4	99	±1	99	0	1	0	0	±2	1.0	±0.1
E5 - E9	99	±2	98	1	1	0	0	±3	1.0	±0.1
Officers	99	±1	99	0	0	0	0	±1	1.0	±0.1
O1 - O3	98	±2	99	0	1	0	0	±2	1.0	±0.1
O4 - O6	99	±1	99	1	0	0	0	±3	1.0	±0.1
Females	99	±1	99	1	0	0	0	±2	1.0	±0.1
Enlisted	99	±1	98	1	0	0	0	±2	1.0	±0.1
Officers	99	±1	99	1	0	0	0	±3	1.0	±0.1
Males	99	±1	99	0	1	0	0	±2	1.0	±0.1
Enlisted	99	±2	99	0	1	0	0	±3	1.0	±0.1
Officers	99	±1	99	0	0	0	0	±2	1.0	±0.1

56. How often during the past 12 months have you been in situations involving military personnel (active duty or Reserve), DoD/DHS civilian employees, and/or contractors where one or more of these individuals (of either gender)...
 I. Made you feel threatened with some sort of retaliation for not being sexually cooperative (e.g., by mentioning an upcoming review)?

1. Never
 2. Once or twice
 3. Sometimes
 4. Often
 5. Very often

	Percent Responding		Percentages					Max ME	Frequency of Behaviors	
			1	2	3	4	5			
TOTAL DOD	99	±1	98	1	1	0	0	±1	1.0	±0.1
ARNG	99	±1	98	1	1	0	0	±1	1.0	±0.1
USAR	99	±1	98	1	1	0	0	±1	1.0	±0.1
USNR	98	±2	98	1	1	0	0	±2	1.0	±0.1
USMCR	99	±1	98	1	1	0	0	±3	1.1	±0.1
ANG	99	±1	100	0	0	0	0	±1	1.0	±0.1
USAFR	99	±1	99	0	1	0	0	±2	1.0	±0.1
Enlisted	99	±1	98	1	1	0	0	±1	1.0	±0.1
E1 – E4	99	±1	98	1	1	0	0	±1	1.0	±0.1
E1 – E3	99	±1	98	0	1	0	0	±2	1.0	±0.1
E4	99	±1	98	1	1	0	0	±1	1.0	±0.1
E5 – E9	99	±1	98	1	1	0	0	±1	1.0	±0.1
E5 – E7	99	±1	98	1	1	0	0	±1	1.0	±0.1
E8 – E9	99	±1	99	0	0	0	0	±1	1.0	±0.1
Officers	100	±1	99	0	0	0	0	±1	1.0	±0.1
O1 – O3	99	±1	99	1	0	0	0	±1	1.0	±0.1
O4 – O6	100	±1	100	0	0	0	0	±1	1.0	±0.1
W1 – W5	100	±1	99	1	1	0	0	±2	1.0	±0.1
Reserve Unit	99	±1	98	1	1	0	0	±1	1.0	±0.1
AGR/FTS/AR	99	±1	99	0	1	0	0	±1	1.0	±0.1
IMA	99	±1	100	0	0	0	0	±1	1.0	±0.1
Not Activated Past 12 Months	99	±1	98	1	1	0	0	±1	1.0	±0.1
Activated Past 12 Months	99	±1	98	1	1	0	0	±1	1.0	±0.1
Not Deployed Past 12 Months	99	±1	99	1	1	0	0	±1	1.0	±0.1
Deployed Past 12 Months	100	±1	97	1	1	0	0	±2	1.1	±0.1
Non-Hispanic White	99	±1	99	1	1	0	0	±1	1.0	±0.1
Total Minority	99	±1	98	1	1	0	0	±1	1.0	±0.1
Non-Hispanic Black	99	±1	98	1	1	0	0	±1	1.0	±0.1
Hispanic	99	±1	98	0	1	0	0	±2	1.0	±0.1
FEMALES	99	±1	96	2	1	0	0	±1	1.1	±0.1
Enlisted	99	±1	96	2	1	0	0	±1	1.1	±0.1
E1 – E4	98	±1	96	2	2	0	0	±2	1.1	±0.1
E5 – E9	99	±1	96	2	1	0	0	±1	1.1	±0.1
Officers	99	±1	98	1	1	0	0	±2	1.0	±0.1
O1 – O3	99	±1	97	2	1	0	0	±2	1.1	±0.1
O4 – O6	99	±1	99	1	0	0	0	±2	1.0	±0.1
Reserve Unit	99	±1	96	2	1	0	0	±1	1.1	±0.1
AGR/FTS/AR	99	±1	97	1	1	0	0	±2	1.1	±0.1
IMA	99	±1	99	1	1	0	0	±2	1.0	±0.1
Non-Hispanic White	99	±1	96	2	1	0	0	±1	1.1	±0.1
Total Minority	99	±1	96	2	2	0	0	±1	1.1	±0.1
ARNG	99	±1	95	2	1	0	1	±2	1.1	±0.1
Enlisted	99	±1	95	2	1	0	1	±2	1.1	±0.1
Officers	99	±1	97	2	1	0	0	±3	1.1	±0.1
USAR	99	±1	95	2	2	1	0	±2	1.1	±0.1
Enlisted	99	±1	95	2	2	1	0	±2	1.1	±0.1
Officers	99	±1	97	3	0	0	0	±3	1.0	±0.1

Note. Percent responding are Reserve members who answered the question.

2012 Workplace and Gender Relations Survey of Reserve Component Members

56l. Continued	Percent Responding		Percentages					Max ME	Frequency of Behaviors	
			1	2	3	4	5			
USNR	98	±2	98	1	1	0	0	±3	1.0	±0.1
Enlisted	98	±2	97	1	1	0	0	±3	1.0	±0.1
Officers	100	±1	98	0	1	0	0	±3	1.0	±0.1
USMCR	99	±2	94	2	3	0	0	±6	1.1	±0.1
Enlisted	99	±2	93	2	4	0	0	±7	1.1	±0.1
Officers	100	±0	100	0	0	0	0	±0	1.0	±0.0
ANG	99	±1	98	1	1	0	0	±2	1.0	±0.1
Enlisted	99	±1	98	1	1	0	0	±2	1.0	±0.1
Officers	99	±1	99	1	0	0	0	±2	1.0	±0.1
USAFR	99	±1	98	1	1	0	0	±2	1.0	±0.1
Enlisted	99	±1	98	1	1	0	0	±2	1.0	±0.1
Officers	100	±1	98	0	1	0	0	±2	1.0	±0.1
MALES	99	±1	99	0	1	0	0	±1	1.0	±0.1
Enlisted	99	±1	99	0	1	0	0	±1	1.0	±0.1
E1 - E4	99	±1	98	0	1	0	0	±1	1.0	±0.1
E5 - E9	99	±1	99	0	1	0	0	±1	1.0	±0.1
Officers	100	±1	100	0	0	0	0	±1	1.0	±0.1
O1 - O3	99	±1	99	0	0	0	0	±2	1.0	±0.1
O4 - O6	100	±1	100	0	0	0	0	±1	1.0	±0.1
Reserve Unit	99	±1	99	0	1	0	0	±1	1.0	±0.1
AGR/FTS/AR	99	±1	99	0	0	0	0	±1	1.0	±0.1
IMA	99	±2	100	0	0	0	0	±1	1.0	±0.1
Non-Hispanic White	99	±1	99	0	1	0	0	±1	1.0	±0.1
Total Minority	99	±1	98	0	1	0	0	±1	1.0	±0.1
ARNG	99	±1	98	0	1	0	0	±1	1.0	±0.1
Enlisted	99	±1	98	0	1	0	0	±1	1.0	±0.1
Officers	100	±0	100	0	0	0	0	±2	1.0	±0.1
USAR	99	±1	99	0	0	0	0	±1	1.0	±0.1
Enlisted	99	±1	99	0	0	0	0	±1	1.0	±0.1
Officers	99	±1	99	0	1	0	0	±2	1.0	±0.1
USNR	98	±2	98	1	1	0	0	±2	1.0	±0.1
Enlisted	98	±2	97	1	1	0	1	±3	1.1	±0.1
Officers	99	±2	100	0	0	0	0	±3	1.0	±0.1
USMCR	99	±1	98	1	1	0	0	±3	1.0	±0.1
Enlisted	99	±1	98	1	1	0	0	±4	1.1	±0.1
Officers	99	±1	99	0	0	0	0	±3	1.0	±0.1
ANG	99	±1	100	0	0	0	0	±1	1.0	±0.1
Enlisted	99	±1	100	0	0	0	0	±1	1.0	±0.1
Officers	100	±1	100	0	0	0	0	±0	1.0	±0.0
USAFR	99	±1	99	0	0	0	0	±2	1.0	±0.1
Enlisted	99	±1	98	0	1	1	0	±2	1.0	±0.1
Officers	100	±0	100	0	0	0	0	±0	1.0	±0.0
USCGR	99	±1	99	0	1	0	0	±2	1.0	±0.1
Enlisted	99	±1	99	1	1	0	0	±2	1.0	±0.1
E1 - E4	99	±1	99	0	1	0	0	±2	1.0	±0.1
E5 - E9	99	±2	98	1	1	0	0	±3	1.0	±0.1
Officers	99	±1	99	0	0	0	0	±2	1.0	±0.1
O1 - O3	99	±1	99	0	1	0	0	±2	1.0	±0.1
O4 - O6	99	±1	99	0	0	1	0	±3	1.0	±0.1
Females	99	±1	99	1	0	0	0	±2	1.0	±0.1
Enlisted	99	±1	98	1	0	0	0	±2	1.0	±0.1
Officers	99	±2	100	0	0	0	0	±0	1.0	±0.0
Males	99	±1	99	0	1	0	0	±3	1.0	±0.1
Enlisted	99	±1	99	0	1	0	0	±3	1.0	±0.1
Officers	100	±1	99	0	0	0	0	±2	1.0	±0.1

56. How often during the past 12 months have you been in situations involving military personnel (active duty or Reserve), DoD/DHS civilian employees, and/or contractors where one or more of these individuals (of either gender)...
 m. Touched you in a way that made you feel uncomfortable?

1. Never
 2. Once or twice
 3. Sometimes
 4. Often
 5. Very often

	Percent Responding		Percentages					Max ME	Frequency of Behaviors	
			1	2	3	4	5			
TOTAL DOD	99	±1	97	1	1	0	0	±1	1.0	±0.1
ARNG	99	±1	97	2	1	0	0	±1	1.0	±0.1
USAR	99	±1	97	2	1	0	0	±1	1.0	±0.1
USNR	98	±1	97	2	1	0	0	±2	1.1	±0.1
USMCR	99	±1	97	0	2	0	0	±3	1.1	±0.1
ANG	99	±1	99	1	0	0	0	±1	1.0	±0.1
USAFR	99	±1	97	2	1	0	0	±2	1.0	±0.1
Enlisted	99	±1	97	1	1	0	0	±1	1.0	±0.1
E1 – E4	99	±1	97	1	1	0	0	±1	1.0	±0.1
E1 – E3	99	±1	98	1	1	0	0	±2	1.0	±0.1
E4	99	±1	97	2	1	0	0	±1	1.1	±0.1
E5 – E9	99	±1	97	2	1	0	0	±1	1.0	±0.1
E5 – E7	99	±1	97	2	1	0	0	±1	1.0	±0.1
E8 – E9	98	±1	98	2	0	0	0	±2	1.0	±0.1
Officers	99	±1	98	1	0	0	0	±1	1.0	±0.1
O1 – O3	99	±1	98	2	1	0	0	±2	1.0	±0.1
O4 – O6	99	±1	99	1	0	0	0	±1	1.0	±0.1
W1 – W5	98	±2	98	1	1	0	0	±2	1.0	±0.1
Reserve Unit	99	±1	97	2	1	0	0	±1	1.0	±0.1
AGR/FTS/AR	99	±1	98	1	1	0	0	±1	1.0	±0.1
IMA	99	±1	99	1	0	0	0	±1	1.0	±0.1
Not Activated Past 12 Months	99	±1	97	1	1	0	0	±1	1.0	±0.1
Activated Past 12 Months	99	±1	97	2	1	0	0	±1	1.1	±0.1
Not Deployed Past 12 Months	99	±1	97	1	1	0	0	±1	1.0	±0.1
Deployed Past 12 Months	99	±1	96	2	2	0	0	±2	1.1	±0.1
Non-Hispanic White	99	±1	97	2	1	0	0	±1	1.0	±0.1
Total Minority	99	±1	97	1	1	0	0	±1	1.1	±0.1
Non-Hispanic Black	98	±1	97	1	1	0	0	±1	1.0	±0.1
Hispanic	99	±1	97	1	1	0	0	±2	1.0	±0.1
FEMALES	99	±1	93	5	2	0	0	±1	1.1	±0.1
Enlisted	99	±1	92	5	2	1	0	±1	1.1	±0.1
E1 – E4	99	±1	92	5	2	0	0	±2	1.1	±0.1
E5 – E9	99	±1	93	5	2	1	0	±2	1.1	±0.1
Officers	99	±1	94	5	1	0	0	±2	1.1	±0.1
O1 – O3	99	±1	93	5	1	0	0	±3	1.1	±0.1
O4 – O6	98	±1	95	4	1	0	0	±3	1.1	±0.1
Reserve Unit	99	±1	92	5	2	1	0	±1	1.1	±0.1
AGR/FTS/AR	99	±1	94	4	2	0	0	±2	1.1	±0.1
IMA	98	±2	96	3	0	0	0	±3	1.1	±0.1
Non-Hispanic White	99	±1	92	6	1	0	0	±2	1.1	±0.1
Total Minority	98	±1	93	4	2	0	0	±2	1.1	±0.1
ARNG	99	±1	91	6	2	0	1	±2	1.1	±0.1
Enlisted	99	±1	91	6	2	1	1	±2	1.1	±0.1
Officers	100	±1	89	9	2	0	0	±5	1.1	±0.1
USAR	99	±1	92	5	2	1	0	±2	1.1	±0.1
Enlisted	98	±1	91	5	2	1	0	±2	1.1	±0.1
Officers	99	±2	95	5	0	0	0	±3	1.1	±0.1

Note. Percent responding are Reserve members who answered the question.

2012 Workplace and Gender Relations Survey of Reserve Component Members

56m. Continued	Percent Responding		Percentages					Max ME	Frequency of Behaviors		
			1	2	3	4	5				
USNR	98	±2	95	3	1	1	0	±3	1.1	±0.1	
Enlisted	98	±2	94	3	2	1	0	±4	1.1	±0.1	
Officers	99	±1	97	2	1	0	0	±3	1.0	±0.1	
USMCR	100	±1	94	2	3	0	0	±5	1.1	±0.1	
Enlisted	100	±1	94	2	3	0	0	±6	1.1	±0.1	
Officers	100	±0	94	5	2	0	0	±8	1.1	±0.1	
ANG	99	±1	96	3	1	0	0	±2	1.1	±0.1	
Enlisted	99	±1	96	3	1	0	0	±2	1.1	±0.1	
Officers	98	±2	94	4	1	0	0	±4	1.1	±0.1	
USAFR	99	±1	95	4	2	0	0	±2	1.1	±0.1	
Enlisted	99	±1	94	4	2	0	0	±3	1.1	±0.1	
Officers	99	±1	96	2	1	0	0	±3	1.1	±0.1	
MALES	99	±1	98	1	1	0	0	±1	1.0	±0.1	
Enlisted	99	±1	98	1	1	0	0	±1	1.0	±0.1	
E1 – E4	99	±1	98	1	1	0	0	±1	1.0	±0.1	
E5 – E9	99	±1	98	1	1	0	0	±1	1.0	±0.1	
Officers	99	±1	99	1	0	0	0	±1	1.0	±0.1	
O1 – O3	100	±1	99	1	0	0	0	±2	1.0	±0.1	
O4 – O6	99	±1	99	0	0	0	0	±1	1.0	±0.1	
Reserve Unit	99	±1	98	1	1	0	0	±1	1.0	±0.1	
AGR/FTS/AR	98	±1	99	1	0	0	0	±1	1.0	±0.1	
IMA	99	±2	100	0	0	0	0	±1	1.0	±0.1	
Non-Hispanic White	99	±1	98	1	1	0	0	±1	1.0	±0.1	
Total Minority	99	±1	98	1	1	0	0	±1	1.0	±0.1	
ARNG	99	±1	98	1	1	0	0	±1	1.0	±0.1	
Enlisted	99	±1	98	1	1	0	0	±1	1.0	±0.1	
Officers	100	±1	99	1	0	0	0	±2	1.0	±0.1	
USAR	99	±1	99	1	0	0	0	±1	1.0	±0.1	
Enlisted	99	±1	99	1	0	0	0	±1	1.0	±0.1	
Officers	98	±2	99	0	1	0	0	±2	1.0	±0.1	
USNR	98	±2	97	1	1	0	0	±2	1.0	±0.1	
Enlisted	98	±2	97	2	1	0	1	±3	1.1	±0.1	
Officers	100	±1	100	0	0	0	0	±3	1.0	±0.1	
USMCR	99	±2	97	0	2	0	0	±4	1.1	±0.1	
Enlisted	99	±2	97	0	2	0	1	±4	1.1	±0.1	
Officers	100	±0	99	1	0	0	0	±3	1.0	±0.1	
ANG	99	±1	99	1	0	0	0	±1	1.0	±0.1	
Enlisted	99	±1	99	1	0	0	0	±1	1.0	±0.1	
Officers	99	±1	99	1	0	0	0	±3	1.0	±0.1	
USAFR	99	±1	98	1	1	0	0	±2	1.0	±0.1	
Enlisted	98	±2	98	1	1	0	0	±2	1.0	±0.1	
Officers	99	±2	99	1	0	0	0	±4	1.0	±0.1	
USCGR	99	±1	98	1	1	0	0	±2	1.0	±0.1	
Enlisted	99	±1	97	2	1	0	0	±2	1.0	±0.1	
E1 – E4	99	±1	99	0	1	0	0	±3	1.0	±0.1	
E5 – E9	99	±2	97	2	1	0	0	±4	1.0	±0.1	
Officers	99	±1	99	0	1	0	0	±2	1.0	±0.1	
O1 – O3	99	±1	99	0	1	0	0	±2	1.0	±0.1	
O4 – O6	100	±1	98	1	1	0	0	±3	1.0	±0.1	
Females	99	±1	97	2	0	0	0	±2	1.0	±0.1	
Enlisted	99	±1	97	3	0	0	0	±3	1.0	±0.1	
Officers	98	±2	99	1	0	0	0	±3	1.0	±0.1	
Males	99	±1	98	1	1	0	0	±2	1.0	±0.1	
Enlisted	99	±1	98	1	1	0	0	±3	1.0	±0.1	
Officers	100	±1	99	0	1	0	0	±2	1.0	±0.1	

56. How often during the past 12 months have you been in situations involving military personnel (active duty or Reserve), DoD/DHS civilian employees, and/or contractors where one or more of these individuals (of either gender)...
 n. Intentionally cornered you or leaned over you in a sexual way?

1. Never
 2. Once or twice
 3. Sometimes
 4. Often
 5. Very often

	Percent Responding		Percentages					Max ME	Frequency of Behaviors	
			1	2	3	4	5			
TOTAL DOD	99	±1	98	1	1	0	0	±1	1.0	±0.1
ARNG	99	±1	97	1	1	0	0	±1	1.0	±0.1
USAR	98	±1	97	1	1	0	0	±1	1.0	±0.1
USNR	98	±2	97	2	1	0	0	±2	1.0	±0.1
USMCR	99	±2	98	0	1	0	1	±3	1.0	±0.1
ANG	98	±1	99	1	0	0	0	±1	1.0	±0.1
USAFR	99	±1	98	1	1	0	0	±1	1.0	±0.1
Enlisted	99	±1	97	1	1	0	0	±1	1.0	±0.1
E1 – E4	99	±1	98	1	1	0	0	±1	1.0	±0.1
E1 – E3	99	±1	98	1	1	0	0	±2	1.0	±0.1
E4	99	±1	97	1	1	0	0	±1	1.0	±0.1
E5 – E9	99	±1	97	1	1	0	0	±1	1.0	±0.1
E5 – E7	99	±1	97	1	1	0	0	±1	1.0	±0.1
E8 – E9	98	±2	99	1	0	0	0	±2	1.0	±0.1
Officers	99	±1	98	1	0	0	0	±1	1.0	±0.1
O1 – O3	99	±1	98	2	1	0	0	±2	1.0	±0.1
O4 – O6	99	±1	99	1	0	0	0	±1	1.0	±0.1
W1 – W5	99	±2	99	0	1	0	0	±2	1.0	±0.1
Reserve Unit	99	±1	98	1	1	0	0	±1	1.0	±0.1
AGR/FTS/AR	98	±1	98	1	1	0	0	±1	1.0	±0.1
IMA	99	±1	99	0	0	0	0	±1	1.0	±0.1
Not Activated Past 12 Months	99	±1	98	1	1	0	0	±1	1.0	±0.1
Activated Past 12 Months	99	±1	97	2	1	0	0	±1	1.0	±0.1
Not Deployed Past 12 Months	99	±1	98	1	1	0	0	±1	1.0	±0.1
Deployed Past 12 Months	99	±1	96	2	2	0	0	±2	1.1	±0.1
Non-Hispanic White	99	±1	98	1	1	0	0	±1	1.0	±0.1
Total Minority	99	±1	97	1	1	0	0	±1	1.0	±0.1
Non-Hispanic Black	99	±1	97	1	1	0	0	±1	1.0	±0.1
Hispanic	98	±1	98	1	1	0	0	±2	1.0	±0.1
FEMALES	98	±1	93	4	2	0	0	±1	1.1	±0.1
Enlisted	98	±1	93	4	2	0	0	±1	1.1	±0.1
E1 – E4	98	±1	93	4	2	0	0	±2	1.1	±0.1
E5 – E9	99	±1	93	4	2	0	0	±2	1.1	±0.1
Officers	98	±1	95	3	1	0	0	±2	1.1	±0.1
O1 – O3	98	±2	95	3	1	0	0	±2	1.1	±0.1
O4 – O6	99	±1	96	3	0	0	0	±2	1.1	±0.1
Reserve Unit	99	±1	93	4	2	0	0	±1	1.1	±0.1
AGR/FTS/AR	98	±2	95	3	1	0	0	±2	1.1	±0.1
IMA	97	±3	97	2	0	1	0	±3	1.1	±0.1
Non-Hispanic White	99	±1	93	4	1	0	0	±1	1.1	±0.1
Total Minority	98	±1	93	4	2	0	0	±2	1.1	±0.1
ARNG	99	±1	92	5	2	0	1	±2	1.1	±0.1
Enlisted	99	±1	92	5	2	0	1	±2	1.1	±0.1
Officers	99	±2	93	5	2	0	0	±4	1.1	±0.1
USAR	98	±1	92	5	2	1	0	±2	1.1	±0.1
Enlisted	98	±1	92	5	2	1	0	±2	1.1	±0.1
Officers	98	±2	96	3	0	0	0	±3	1.1	±0.1

Note. Percent responding are Reserve members who answered the question.

2012 Workplace and Gender Relations Survey of Reserve Component Members

56n. Continued	Percent Responding		Percentages					Max ME	Frequency of Behaviors		
			1	2	3	4	5				
USNR	98	±2	95	3	2	0	0	±3	1.1	±0.1	
Enlisted	98	±2	95	4	2	0	0	±4	1.1	±0.1	
Officers	99	±2	97	2	1	1	0	±3	1.1	±0.1	
USMCR	99	±1	93	2	3	0	1	±6	1.1	±0.1	
Enlisted	99	±2	92	2	4	0	1	±7	1.2	±0.2	
Officers	100	±0	95	3	2	0	0	±8	1.1	±0.1	
ANG	99	±1	97	2	1	0	0	±2	1.0	±0.1	
Enlisted	99	±1	97	2	1	0	0	±2	1.0	±0.1	
Officers	98	±2	97	2	1	0	0	±3	1.0	±0.1	
USAFR	99	±1	95	2	2	0	0	±2	1.1	±0.1	
Enlisted	99	±1	95	2	2	0	0	±3	1.1	±0.1	
Officers	98	±2	96	2	1	0	0	±3	1.1	±0.1	
MALES	99	±1	99	1	1	0	0	±1	1.0	±0.1	
Enlisted	99	±1	98	1	1	0	0	±1	1.0	±0.1	
E1 - E4	99	±1	99	0	1	0	0	±1	1.0	±0.1	
E5 - E9	99	±1	98	1	1	0	0	±1	1.0	±0.1	
Officers	99	±1	99	1	0	0	0	±1	1.0	±0.1	
O1 - O3	99	±1	98	1	0	0	0	±2	1.0	±0.1	
O4 - O6	99	±1	100	0	0	0	0	±1	1.0	±0.1	
Reserve Unit	99	±1	99	1	1	0	0	±1	1.0	±0.1	
AGR/FTS/AR	98	±1	99	1	0	0	0	±1	1.0	±0.1	
IMA	99	±1	100	0	0	0	0	±0	1.0	±0.0	
Non-Hispanic White	99	±1	99	0	1	0	0	±1	1.0	±0.1	
Total Minority	99	±1	98	1	1	0	0	±1	1.0	±0.1	
ARNG	99	±1	98	1	1	0	0	±1	1.0	±0.1	
Enlisted	99	±1	98	1	1	0	0	±1	1.0	±0.1	
Officers	100	±1	98	2	0	0	0	±2	1.0	±0.1	
USAR	99	±1	99	0	1	0	0	±1	1.0	±0.1	
Enlisted	99	±1	99	0	0	0	0	±1	1.0	±0.1	
Officers	98	±2	99	0	1	0	0	±2	1.0	±0.1	
USNR	98	±2	98	1	1	0	0	±2	1.0	±0.1	
Enlisted	98	±2	97	1	1	0	0	±3	1.1	±0.1	
Officers	98	±2	100	0	0	0	0	±3	1.0	±0.1	
USMCR	99	±2	98	0	1	0	0	±3	1.0	±0.1	
Enlisted	99	±2	98	0	1	0	1	±4	1.0	±0.1	
Officers	100	±0	100	0	0	0	0	±3	1.0	±0.1	
ANG	98	±1	100	0	0	0	0	±1	1.0	±0.1	
Enlisted	98	±1	100	0	0	0	0	±1	1.0	±0.1	
Officers	99	±2	100	0	0	0	0	±0	1.0	±0.0	
USAFR	99	±1	99	0	0	0	0	±2	1.0	±0.1	
Enlisted	99	±2	99	1	1	0	0	±2	1.0	±0.1	
Officers	99	±2	100	0	0	0	0	±0	1.0	±0.0	
USCGR	98	±1	98	1	1	0	0	±2	1.0	±0.1	
Enlisted	98	±2	98	1	1	0	0	±2	1.0	±0.1	
E1 - E4	98	±2	98	1	1	0	0	±2	1.0	±0.1	
E5 - E9	98	±2	97	2	1	0	0	±3	1.0	±0.1	
Officers	98	±2	99	0	1	0	0	±1	1.0	±0.1	
O1 - O3	98	±2	99	0	1	0	0	±2	1.0	±0.1	
O4 - O6	97	±3	100	0	0	0	0	±1	1.0	±0.1	
Females	99	±1	97	2	0	0	0	±2	1.0	±0.1	
Enlisted	99	±2	97	3	0	0	0	±3	1.0	±0.1	
Officers	98	±2	99	1	0	0	0	±2	1.0	±0.1	
Males	98	±2	98	1	1	0	0	±2	1.0	±0.1	
Enlisted	98	±2	98	1	1	0	0	±3	1.0	±0.1	
Officers	98	±2	99	0	1	0	0	±2	1.0	±0.1	

56. How often during the past 12 months have you been in situations involving military personnel (active duty or Reserve), DoD/DHS civilian employees, and/or contractors where one or more of these individuals (of either gender)...
 o. Treated you badly for refusing to have sex?

1. Never
 2. Once or twice
 3. Sometimes
 4. Often
 5. Very often

	Percent Responding		Percentages					Max ME	Frequency of Behaviors	
			1	2	3	4	5			
TOTAL DOD	98	±1	98	1	1	0	0	±1	1.0	±0.1
ARNG	98	±1	98	1	1	0	0	±1	1.0	±0.1
USAR	98	±1	98	1	1	0	0	±1	1.0	±0.1
USNR	98	±2	98	1	1	0	0	±2	1.0	±0.1
USMCR	99	±2	98	0	1	0	0	±3	1.0	±0.1
ANG	98	±1	100	0	0	0	0	±1	1.0	±0.1
USAFR	98	±1	99	1	1	0	0	±1	1.0	±0.1
Enlisted	98	±1	98	1	1	0	0	±1	1.0	±0.1
E1 – E4	98	±1	98	1	1	0	0	±1	1.0	±0.1
E1 – E3	99	±1	98	0	1	0	0	±2	1.0	±0.1
E4	98	±1	98	1	1	0	0	±1	1.0	±0.1
E5 – E9	98	±1	98	1	1	0	0	±1	1.0	±0.1
E5 – E7	98	±1	98	1	1	0	0	±1	1.0	±0.1
E8 – E9	97	±2	99	0	0	0	0	±2	1.0	±0.1
Officers	99	±1	99	0	0	0	0	±1	1.0	±0.1
O1 – O3	99	±1	99	1	0	0	0	±1	1.0	±0.1
O4 – O6	99	±1	100	0	0	0	0	±1	1.0	±0.1
W1 – W5	97	±2	99	0	1	0	0	±2	1.0	±0.1
Reserve Unit	98	±1	98	1	1	0	0	±1	1.0	±0.1
AGR/FTS/AR	98	±1	98	1	0	0	0	±1	1.0	±0.1
IMA	99	±1	100	0	0	0	0	±1	1.0	±0.1
Not Activated Past 12 Months	98	±1	98	1	1	0	0	±1	1.0	±0.1
Activated Past 12 Months	99	±1	98	1	1	0	0	±1	1.0	±0.1
Not Deployed Past 12 Months	98	±1	98	1	1	0	0	±1	1.0	±0.1
Deployed Past 12 Months	99	±1	98	1	1	0	0	±2	1.0	±0.1
Non-Hispanic White	99	±1	99	1	1	0	0	±1	1.0	±0.1
Total Minority	97	±1	98	1	1	0	0	±1	1.0	±0.1
Non-Hispanic Black	98	±1	98	1	1	0	0	±1	1.0	±0.1
Hispanic	97	±2	98	0	1	0	0	±2	1.0	±0.1
FEMALES	98	±1	96	2	1	0	0	±1	1.1	±0.1
Enlisted	98	±1	96	2	2	0	0	±1	1.1	±0.1
E1 – E4	98	±1	96	2	2	0	0	±2	1.1	±0.1
E5 – E9	98	±1	96	2	1	0	0	±1	1.1	±0.1
Officers	99	±1	98	2	0	0	0	±2	1.0	±0.1
O1 – O3	99	±1	97	2	0	0	1	±2	1.0	±0.1
O4 – O6	98	±2	98	1	0	0	0	±2	1.0	±0.1
Reserve Unit	98	±1	96	2	1	0	0	±1	1.1	±0.1
AGR/FTS/AR	97	±2	96	2	1	0	0	±2	1.1	±0.1
IMA	99	±2	99	0	0	0	0	±3	1.0	±0.1
Non-Hispanic White	98	±1	96	2	1	0	0	±1	1.1	±0.1
Total Minority	98	±1	96	2	1	0	1	±1	1.1	±0.1
ARNG	98	±1	95	2	1	1	1	±2	1.1	±0.1
Enlisted	98	±1	95	2	2	1	1	±2	1.1	±0.1
Officers	99	±2	96	3	0	0	1	±4	1.1	±0.1
USAR	98	±1	95	2	1	0	1	±2	1.1	±0.1
Enlisted	97	±1	95	3	2	0	1	±2	1.1	±0.1
Officers	98	±2	97	2	0	0	0	±3	1.0	±0.1

Note. Percent responding are Reserve members who answered the question.

2012 Workplace and Gender Relations Survey of Reserve Component Members

560. Continued	Percent Responding		Percentages					Max ME	Frequency of Behaviors		
			1	2	3	4	5				
USNR	98	±2	97	1	2	0	0	±3	1.1	±0.1	
Enlisted	98	±2	97	1	2	0	0	±3	1.1	±0.1	
Officers	99	±1	98	1	0	1	0	±3	1.0	±0.1	
USMCR	100	±1	93	4	3	0	0	±6	1.1	±0.1	
Enlisted	100	±1	92	4	4	0	0	±7	1.1	±0.1	
Officers	100	±0	98	2	0	0	0	±8	1.0	±0.1	
ANG	98	±1	99	1	1	0	0	±2	1.0	±0.1	
Enlisted	98	±1	98	0	1	0	0	±2	1.0	±0.1	
Officers	98	±2	99	1	0	0	0	±2	1.0	±0.1	
USAFR	98	±1	98	0	1	0	0	±2	1.0	±0.1	
Enlisted	98	±2	98	1	2	0	0	±2	1.0	±0.1	
Officers	99	±1	99	0	1	0	0	±2	1.0	±0.1	
MALES	98	±1	99	0	1	0	0	±1	1.0	±0.1	
Enlisted	98	±1	99	0	1	0	0	±1	1.0	±0.1	
E1 - E4	99	±1	98	0	1	0	0	±1	1.0	±0.1	
E5 - E9	98	±1	99	0	0	0	0	±1	1.0	±0.1	
Officers	99	±1	100	0	0	0	0	±1	1.0	±0.1	
O1 - O3	99	±1	99	0	0	0	0	±2	1.0	±0.1	
O4 - O6	99	±1	100	0	0	0	0	±1	1.0	±0.1	
Reserve Unit	98	±1	99	0	1	0	0	±1	1.0	±0.1	
AGR/FTS/AR	98	±1	99	1	0	0	0	±1	1.0	±0.1	
IMA	99	±1	100	0	0	0	0	±0	1.0	±0.0	
Non-Hispanic White	99	±1	99	0	1	0	0	±1	1.0	±0.1	
Total Minority	97	±1	98	0	1	0	0	±1	1.0	±0.1	
ARNG	98	±1	99	0	1	0	0	±1	1.0	±0.1	
Enlisted	98	±1	98	0	1	0	0	±1	1.0	±0.1	
Officers	99	±1	100	0	0	0	0	±1	1.0	±0.1	
USAR	98	±1	99	0	0	0	0	±1	1.0	±0.1	
Enlisted	99	±1	99	0	0	0	0	±1	1.0	±0.1	
Officers	97	±2	99	0	1	0	0	±2	1.0	±0.1	
USNR	98	±2	98	1	1	0	0	±2	1.0	±0.1	
Enlisted	97	±2	98	1	1	0	0	±3	1.0	±0.1	
Officers	99	±2	100	0	0	0	0	±3	1.0	±0.1	
USMCR	99	±2	98	0	1	0	0	±3	1.0	±0.1	
Enlisted	99	±2	98	0	1	0	1	±4	1.0	±0.1	
Officers	100	±1	100	0	0	0	0	±3	1.0	±0.1	
ANG	99	±1	100	0	0	0	0	±1	1.0	±0.1	
Enlisted	98	±1	100	0	0	0	0	±1	1.0	±0.1	
Officers	99	±1	100	0	0	0	0	±0	1.0	±0.0	
USAFR	98	±2	99	1	0	0	0	±2	1.0	±0.1	
Enlisted	98	±2	98	1	1	0	0	±2	1.0	±0.1	
Officers	99	±2	100	0	0	0	0	±0	1.0	±0.0	
USCGR	98	±1	99	0	1	0	0	±2	1.0	±0.1	
Enlisted	98	±2	99	1	1	0	0	±2	1.0	±0.1	
E1 - E4	97	±2	99	0	1	0	0	±2	1.0	±0.1	
E5 - E9	98	±2	98	1	1	0	0	±3	1.0	±0.1	
Officers	98	±1	100	0	0	0	0	±1	1.0	±0.1	
O1 - O3	98	±2	99	0	1	0	0	±2	1.0	±0.1	
O4 - O6	99	±2	100	0	0	0	0	±0	1.0	±0.0	
Females	99	±1	99	1	0	0	0	±2	1.0	±0.1	
Enlisted	99	±1	98	1	0	0	0	±2	1.0	±0.1	
Officers	99	±1	100	0	0	0	0	±0	1.0	±0.0	
Males	98	±2	99	0	1	0	0	±2	1.0	±0.1	
Enlisted	97	±2	99	0	1	0	0	±3	1.0	±0.1	
Officers	98	±2	99	0	0	0	0	±2	1.0	±0.1	

56. How often during the past 12 months have you been in situations involving military personnel (active duty or Reserve), DoD/DHS civilian employees, and/or contractors where one or more of these individuals (of either gender)...
 p. Implied faster promotions or better treatment if you were sexually cooperative?

1. Never
 2. Once or twice
 3. Sometimes
 4. Often
 5. Very often

	Percent Responding		Percentages					Max ME	Frequency of Behaviors	
			1	2	3	4	5			
TOTAL DOD	100	±1	99	1	1	0	0	±1	1.0	±0.1
ARNG	99	±1	98	1	1	0	0	±1	1.0	±0.1
USAR	99	±1	99	1	1	0	0	±1	1.0	±0.1
USNR	100	±1	98	1	1	0	0	±2	1.0	±0.1
USMCR	100	±1	98	1	2	0	0	±3	1.0	±0.1
ANG	100	±1	99	0	0	0	0	±1	1.0	±0.1
USAFR	100	±1	99	0	1	0	0	±1	1.0	±0.1
Enlisted	100	±1	98	1	1	0	0	±1	1.0	±0.1
E1 – E4	99	±1	98	1	1	0	0	±1	1.0	±0.1
E1 – E3	99	±1	98	1	1	0	0	±2	1.0	±0.1
E4	99	±1	98	1	1	0	0	±1	1.0	±0.1
E5 – E9	100	±1	99	1	1	0	0	±1	1.0	±0.1
E5 – E7	100	±1	99	1	1	0	0	±1	1.0	±0.1
E8 – E9	100	±1	100	0	0	0	0	±1	1.0	±0.1
Officers	100	±1	100	0	0	0	0	±1	1.0	±0.1
O1 – O3	100	±1	99	0	0	0	0	±1	1.0	±0.1
O4 – O6	99	±1	100	0	0	0	0	±1	1.0	±0.1
W1 – W5	99	±2	99	0	1	0	0	±2	1.0	±0.1
Reserve Unit	100	±1	99	1	1	0	0	±1	1.0	±0.1
AGR/FTS/AR	100	±1	99	1	0	0	0	±1	1.0	±0.1
IMA	99	±1	100	0	0	0	0	±1	1.0	±0.1
Not Activated Past 12 Months	99	±1	99	0	1	0	0	±1	1.0	±0.1
Activated Past 12 Months	100	±1	98	1	1	0	0	±1	1.0	±0.1
Not Deployed Past 12 Months	99	±1	99	1	1	0	0	±1	1.0	±0.1
Deployed Past 12 Months	100	±1	98	1	1	0	0	±2	1.0	±0.1
Non-Hispanic White	99	±1	99	1	1	0	0	±1	1.0	±0.1
Total Minority	100	±1	98	1	1	0	0	±1	1.0	±0.1
Non-Hispanic Black	100	±1	98	1	1	0	0	±1	1.0	±0.1
Hispanic	99	±1	99	0	1	0	0	±2	1.0	±0.1
FEMALES	99	±1	97	1	1	0	0	±1	1.0	±0.1
Enlisted	99	±1	97	1	1	0	0	±1	1.1	±0.1
E1 – E4	99	±1	97	2	1	0	0	±2	1.1	±0.1
E5 – E9	100	±1	97	1	1	0	0	±1	1.0	±0.1
Officers	100	±1	99	1	0	0	0	±1	1.0	±0.1
O1 – O3	100	±1	98	1	0	0	0	±2	1.0	±0.1
O4 – O6	99	±1	99	0	0	0	0	±2	1.0	±0.1
Reserve Unit	99	±1	97	1	1	0	0	±1	1.1	±0.1
AGR/FTS/AR	100	±1	98	1	1	0	0	±2	1.0	±0.1
IMA	99	±2	99	0	0	0	0	±3	1.0	±0.1
Non-Hispanic White	100	±1	98	1	1	0	0	±1	1.0	±0.1
Total Minority	99	±1	97	1	1	0	0	±1	1.1	±0.1
ARNG	99	±1	96	2	1	0	0	±2	1.1	±0.1
Enlisted	99	±1	96	2	1	0	0	±2	1.1	±0.1
Officers	100	±0	98	1	1	0	0	±3	1.0	±0.1
USAR	99	±1	97	2	1	0	0	±2	1.1	±0.1
Enlisted	99	±1	97	2	1	0	0	±2	1.1	±0.1
Officers	99	±1	98	1	0	0	0	±2	1.0	±0.1

Note. Percent responding are Reserve members who answered the question.

2012 Workplace and Gender Relations Survey of Reserve Component Members

56p. Continued	Percent Responding		Percentages					Max ME	Frequency of Behaviors	
			1	2	3	4	5			
USNR	100	±1	98	1	1	0	0	±3	1.0	±0.1
Enlisted	100	±1	98	0	1	0	0	±3	1.0	±0.1
Officers	100	±1	99	1	0	0	0	±2	1.0	±0.1
USMCR	98	±2	97	2	1	1	0	±6	1.1	±0.1
Enlisted	98	±2	96	2	1	1	0	±7	1.1	±0.1
Officers	100	±0	100	0	0	0	0	±0	1.0	±0.0
ANG	99	±1	98	1	1	0	0	±2	1.0	±0.1
Enlisted	99	±1	98	1	1	0	0	±2	1.0	±0.1
Officers	99	±1	100	0	0	0	0	±2	1.0	±0.1
USAFR	100	±1	99	0	1	0	0	±2	1.0	±0.1
Enlisted	100	±1	99	0	1	0	0	±2	1.0	±0.1
Officers	99	±1	98	0	1	0	0	±2	1.0	±0.1
MALES	100	±1	99	0	1	0	0	±1	1.0	±0.1
Enlisted	100	±1	99	0	1	0	0	±1	1.0	±0.1
E1 - E4	99	±1	98	0	1	0	0	±1	1.0	±0.1
E5 - E9	100	±1	99	0	0	0	0	±1	1.0	±0.1
Officers	100	±1	100	0	0	0	0	±1	1.0	±0.1
O1 - O3	100	±1	100	0	0	0	0	±1	1.0	±0.1
O4 - O6	100	±1	100	0	0	0	0	±1	1.0	±0.1
Reserve Unit	100	±1	99	0	1	0	0	±1	1.0	±0.1
AGR/FTS/AR	100	±1	99	0	0	0	0	±2	1.0	±0.1
IMA	99	±1	100	0	0	0	0	±0	1.0	±0.0
Non-Hispanic White	99	±1	99	0	1	0	0	±1	1.0	±0.1
Total Minority	100	±1	99	0	1	0	0	±1	1.0	±0.1
ARNG	99	±1	99	0	1	0	0	±1	1.0	±0.1
Enlisted	99	±1	98	0	1	0	0	±1	1.0	±0.1
Officers	100	±1	100	0	0	0	0	±1	1.0	±0.1
USAR	99	±1	99	0	0	0	0	±1	1.0	±0.1
Enlisted	100	±1	99	0	0	0	0	±1	1.0	±0.1
Officers	99	±1	99	0	1	0	0	±2	1.0	±0.1
USNR	100	±1	98	1	0	0	1	±2	1.0	±0.1
Enlisted	100	±1	98	1	0	0	1	±3	1.1	±0.1
Officers	100	±1	100	0	0	0	0	±3	1.0	±0.1
USMCR	100	±1	98	1	2	0	0	±4	1.0	±0.1
Enlisted	100	±0	97	1	2	0	0	±4	1.1	±0.1
Officers	100	±1	100	0	0	0	0	±3	1.0	±0.1
ANG	100	±1	100	0	0	0	0	±1	1.0	±0.1
Enlisted	100	±1	100	0	0	0	0	±1	1.0	±0.1
Officers	99	±2	100	0	0	0	0	±0	1.0	±0.0
USAFR	100	±1	99	0	1	0	0	±2	1.0	±0.1
Enlisted	100	±1	98	0	1	0	0	±2	1.0	±0.1
Officers	100	±0	100	0	0	0	0	±0	1.0	±0.0
USCGR	100	±1	99	1	1	0	0	±2	1.0	±0.1
Enlisted	100	±1	99	1	1	0	0	±2	1.0	±0.1
E1 - E4	99	±1	99	0	1	0	0	±2	1.0	±0.1
E5 - E9	100	±1	98	1	1	0	0	±3	1.0	±0.1
Officers	100	±1	100	0	0	0	0	±1	1.0	±0.1
O1 - O3	100	±1	99	0	1	0	0	±2	1.0	±0.1
O4 - O6	99	±2	99	1	0	0	0	±3	1.0	±0.1
Females	100	±1	99	1	0	0	0	±2	1.0	±0.1
Enlisted	100	±1	98	1	0	0	0	±2	1.0	±0.1
Officers	99	±1	100	0	0	0	0	±0	1.0	±0.0
Males	99	±1	99	0	1	0	0	±2	1.0	±0.1
Enlisted	99	±1	99	1	1	0	0	±3	1.0	±0.1
Officers	100	±1	99	0	0	0	0	±2	1.0	±0.1

56. How often during the past 12 months have you been in situations involving military personnel (active duty or Reserve), DoD/DHS civilian employees, and/or contractors where one or more of these individuals (of either gender)...

q. Other unwanted gender-related behavior?

1. Never
 2. Once or twice
 3. Sometimes
 4. Often
 5. Very often

	Percent Responding		Percentages					Max ME	Frequency of Behaviors	
			1	2	3	4	5			
TOTAL DOD	99	±1	98	1	1	0	0	±1	1.0	±0.1
ARNG	99	±1	98	1	1	0	0	±1	1.0	±0.1
USAR	99	±1	98	1	1	0	0	±1	1.0	±0.1
USNR	99	±1	97	2	1	0	1	±2	1.1	±0.1
USMCR	99	±2	98	0	2	0	0	±3	1.0	±0.1
ANG	99	±1	99	1	0	0	0	±1	1.0	±0.1
USAFR	99	±1	98	1	1	0	0	±2	1.0	±0.1
Enlisted	99	±1	98	1	1	0	0	±1	1.0	±0.1
E1 – E4	99	±1	98	1	1	0	0	±1	1.0	±0.1
E1 – E3	98	±1	98	1	1	0	0	±2	1.0	±0.1
E4	100	±1	98	1	1	0	0	±1	1.1	±0.1
E5 – E9	99	±1	98	1	1	0	0	±1	1.0	±0.1
E5 – E7	99	±1	98	1	1	0	0	±1	1.0	±0.1
E8 – E9	99	±1	99	1	0	0	0	±1	1.0	±0.1
Officers	100	±1	98	1	1	0	0	±1	1.0	±0.1
O1 – O3	100	±1	98	1	1	0	0	±2	1.0	±0.1
O4 – O6	100	±1	99	1	0	0	0	±1	1.0	±0.1
W1 – W5	99	±2	98	1	1	0	0	±2	1.0	±0.1
Reserve Unit	99	±1	98	1	1	0	0	±1	1.0	±0.1
AGR/FTS/AR	99	±1	98	1	1	0	1	±1	1.0	±0.1
IMA	100	±1	99	1	0	1	0	±3	1.0	±0.1
Not Activated Past 12 Months	99	±1	98	1	1	0	0	±1	1.0	±0.1
Activated Past 12 Months	99	±1	97	1	1	0	0	±1	1.1	±0.1
Not Deployed Past 12 Months	99	±1	98	1	1	0	0	±1	1.0	±0.1
Deployed Past 12 Months	99	±1	96	1	2	0	0	±2	1.1	±0.1
Non-Hispanic White	99	±1	98	1	1	0	0	±1	1.0	±0.1
Total Minority	99	±1	97	1	1	0	0	±1	1.0	±0.1
Non-Hispanic Black	99	±1	98	1	1	0	0	±1	1.0	±0.1
Hispanic	99	±1	98	1	1	0	0	±2	1.0	±0.1
FEMALES	99	±1	95	3	2	1	0	±1	1.1	±0.1
Enlisted	99	±1	95	3	2	1	0	±1	1.1	±0.1
E1 – E4	99	±1	95	2	2	1	0	±2	1.1	±0.1
E5 – E9	99	±1	94	3	2	0	0	±1	1.1	±0.1
Officers	99	±1	95	2	1	0	1	±2	1.1	±0.1
O1 – O3	99	±1	95	3	1	0	1	±3	1.1	±0.1
O4 – O6	99	±1	96	2	1	1	0	±2	1.1	±0.1
Reserve Unit	99	±1	95	3	2	1	0	±1	1.1	±0.1
AGR/FTS/AR	98	±1	96	2	1	0	1	±2	1.1	±0.1
IMA	99	±1	97	2	1	0	0	±3	1.0	±0.1
Non-Hispanic White	99	±1	95	3	1	1	1	±1	1.1	±0.1
Total Minority	99	±1	95	3	2	0	0	±2	1.1	±0.1
ARNG	99	±1	94	3	2	1	1	±2	1.1	±0.1
Enlisted	99	±1	94	3	2	1	1	±2	1.1	±0.1
Officers	100	±1	93	3	1	1	2	±4	1.1	±0.1
USAR	99	±1	94	3	2	1	0	±2	1.1	±0.1
Enlisted	99	±1	94	3	2	1	0	±2	1.1	±0.1
Officers	99	±2	95	4	1	0	1	±3	1.1	±0.1

Note. Percent responding are Reserve members who answered the question.

2012 Workplace and Gender Relations Survey of Reserve Component Members

56q. Continued	Percent Responding		Percentages					Max ME	Frequency of Behaviors		
			1	2	3	4	5				
USNR	99	±1	95	3	1	0	0	±3	1.1	±0.1	
Enlisted	99	±1	95	3	1	0	1	±4	1.1	±0.1	
Officers	99	±1	96	1	2	1	0	±3	1.1	±0.1	
USMCR	99	±1	93	3	1	2	0	±5	1.1	±0.1	
Enlisted	99	±1	92	4	2	3	0	±6	1.2	±0.1	
Officers	100	±0	100	0	0	0	0	±0	1.0	±0.0	
ANG	99	±1	97	1	1	0	0	±2	1.0	±0.1	
Enlisted	99	±1	97	1	1	0	0	±2	1.0	±0.1	
Officers	99	±2	98	1	1	0	0	±2	1.0	±0.1	
USAFR	99	±1	97	1	2	0	0	±2	1.1	±0.1	
Enlisted	99	±1	97	1	2	0	0	±2	1.1	±0.1	
Officers	99	±1	97	1	1	0	0	±3	1.1	±0.1	
MALES	99	±1	98	0	1	0	0	±1	1.0	±0.1	
Enlisted	99	±1	98	0	1	0	0	±1	1.0	±0.1	
E1 – E4	99	±1	98	0	1	0	0	±1	1.0	±0.1	
E5 – E9	99	±1	98	1	1	0	0	±1	1.0	±0.1	
Officers	100	±1	99	1	0	0	0	±1	1.0	±0.1	
O1 – O3	100	±1	98	1	1	0	0	±2	1.0	±0.1	
O4 – O6	100	±0	99	1	0	0	0	±1	1.0	±0.1	
Reserve Unit	99	±1	98	0	1	0	0	±1	1.0	±0.1	
AGR/FTS/AR	99	±1	99	0	0	0	0	±2	1.0	±0.1	
IMA	100	±0	99	0	0	1	0	±4	1.0	±0.1	
Non-Hispanic White	99	±1	99	0	1	0	0	±1	1.0	±0.1	
Total Minority	99	±1	98	1	1	0	0	±1	1.0	±0.1	
ARNG	99	±1	98	0	1	0	0	±1	1.0	±0.1	
Enlisted	99	±1	98	0	1	0	0	±1	1.0	±0.1	
Officers	100	±1	98	1	0	0	0	±2	1.0	±0.1	
USAR	99	±1	99	0	0	0	0	±1	1.0	±0.1	
Enlisted	99	±1	99	0	0	0	0	±1	1.0	±0.1	
Officers	100	±1	99	0	1	0	0	±2	1.0	±0.1	
USNR	99	±1	97	2	1	0	1	±2	1.1	±0.1	
Enlisted	99	±2	97	2	1	0	1	±3	1.1	±0.1	
Officers	100	±0	99	1	0	0	0	±3	1.0	±0.1	
USMCR	99	±2	98	0	2	0	0	±4	1.0	±0.1	
Enlisted	99	±2	98	0	2	0	0	±4	1.0	±0.1	
Officers	100	±0	99	0	0	0	0	±3	1.0	±0.1	
ANG	99	±1	100	0	0	0	0	±1	1.0	±0.1	
Enlisted	99	±1	99	0	0	0	0	±1	1.0	±0.1	
Officers	99	±2	100	0	0	0	0	±0	1.0	±0.0	
USAFR	99	±1	98	1	1	0	0	±2	1.0	±0.1	
Enlisted	99	±2	98	1	1	0	0	±2	1.0	±0.1	
Officers	100	±0	100	0	0	0	0	±0	1.0	±0.0	
USCGR	99	±1	98	1	1	0	0	±2	1.0	±0.1	
Enlisted	99	±1	98	1	1	0	0	±2	1.0	±0.1	
E1 – E4	98	±2	99	0	1	0	0	±2	1.0	±0.1	
E5 – E9	99	±1	98	1	1	0	0	±3	1.0	±0.1	
Officers	100	±1	98	1	0	0	0	±2	1.0	±0.1	
O1 – O3	100	±1	98	1	1	0	0	±2	1.0	±0.1	
O4 – O6	99	±2	99	1	0	0	0	±2	1.0	±0.1	
Females	100	±1	97	2	0	0	1	±2	1.1	±0.1	
Enlisted	100	±1	97	2	0	0	1	±3	1.1	±0.1	
Officers	99	±2	96	4	0	0	0	±4	1.0	±0.1	
Males	99	±1	99	0	1	0	0	±2	1.0	±0.1	
Enlisted	99	±1	99	0	1	0	0	±3	1.0	±0.1	
Officers	100	±1	99	0	1	0	0	±2	1.0	±0.1	

56. Crude/Offensive Behavior incident rate: Constructed from Q56a, c, and e-f. Crude/Offensive Behavior can be defined as verbal and nonverbal behaviors of a sexual nature that were offensive or embarrassing.

	Percent Responding		Percentages	Max ME	Crude/Offensive Behavior
			Incident Rate		
TOTAL DOD	100	±0	18	±1	■
ARNG	100	±0	20	±2	■
USAR	100	±0	19	±2	■
USNR	100	±0	18	±3	■
USMCR	100	±0	19	±6	■
ANG	100	±0	15	±2	■
USAFR	100	±0	14	±3	■
Enlisted	100	±0	18	±1	■
E1 – E4	100	±0	17	±2	■
E1 – E3	100	±0	13	±3	■
E4	100	±0	19	±3	■
E5 – E9	100	±0	19	±2	■
E5 – E7	100	±0	19	±2	■
E8 – E9	100	±0	15	±3	■
Officers	100	±0	19	±2	■
O1 – O3	100	±0	23	±3	■
O4 – O6	100	±0	15	±2	■
W1 – W5	100	±0	22	±5	■
Reserve Unit	100	±0	18	±1	■
AGR/FTS/AR	100	±0	19	±3	■
IMA	100	±0	13	±4	■
Not Activated Past 12 Months	100	±0	17	±1	■
Activated Past 12 Months	100	±0	21	±2	■
Not Deployed Past 12 Months	100	±0	18	±1	■
Deployed Past 12 Months	100	±0	21	±3	■
Non-Hispanic White	100	±0	18	±2	■
Total Minority	100	±0	18	±2	■
Non-Hispanic Black	100	±0	18	±3	■
Hispanic	100	±0	16	±3	■
FEMALES	100	±0	31	±2	■
Enlisted	100	±0	31	±2	■
E1 – E4	100	±0	29	±3	■
E5 – E9	100	±0	33	±2	■
Officers	100	±0	31	±3	■
O1 – O3	100	±0	33	±4	■
O4 – O6	100	±0	28	±4	■
Reserve Unit	100	±0	31	±2	■
AGR/FTS/AR	100	±0	31	±4	■
IMA	100	±0	20	±5	■
Non-Hispanic White	100	±0	33	±2	■
Total Minority	100	±0	28	±2	■
ARNG	100	±0	36	±3	■
Enlisted	100	±0	36	±3	■
Officers	100	±0	42	±7	■
USAR	100	±0	31	±3	■
Enlisted	100	±0	31	±3	■
Officers	100	±0	29	±5	■

Note. Percent responding are Reserve members who answered the question. Crude/Offensive Behavior incident rate indicates the percentage of members who experienced at least one of the Crude/Offensive behaviors in the 12 months before responding to the survey. The overall Cronbach's coefficient alpha = 0.89 (males = 0.86 and females = 0.90).

56. Continued	Percent Responding		Percentages		Crude/ Offensive Behavior
			Incident Rate	Max ME	
USNR	100	±0	25	±5	
Enlisted	100	±0	25	±6	
Officers	100	±0	25	±5	
USMCR	100	±0	33	±8	
Enlisted	100	±0	33	±9	
Officers	100	±0	31	±11	
ANG	100	±0	27	±3	
Enlisted	100	±0	27	±4	
Officers	100	±0	30	±6	
USAFR	100	±0	24	±4	
Enlisted	100	±0	24	±4	
Officers	100	±0	25	±5	
MALES	100	±0	15	±1	
Enlisted	100	±0	15	±2	
E1 - E4	100	±0	14	±2	
E5 - E9	100	±0	16	±2	
Officers	100	±0	16	±2	
O1 - O3	100	±0	20	±4	
O4 - O6	100	±0	13	±3	
Reserve Unit	100	±0	15	±2	
AGR/FTS/AR	100	±0	16	±3	
IMA	100	±0	11	±5	
Non-Hispanic White	100	±0	16	±2	
Total Minority	100	±0	15	±2	
ARNG	100	±0	17	±2	
Enlisted	100	±0	16	±2	
Officers	100	±0	21	±4	
USAR	100	±0	15	±3	
Enlisted	100	±0	15	±3	
Officers	100	±0	16	±4	
USNR	100	±0	16	±4	
Enlisted	100	±0	17	±5	
Officers	100	±0	11	±5	
USMCR	100	±0	18	±6	
Enlisted	100	±0	19	±6	
Officers	100	±0	13	±9	
ANG	100	±0	12	±3	
Enlisted	100	±0	11	±3	
Officers	100	±0	14	±5	
USAFR	100	±0	11	±3	
Enlisted	100	±0	11	±4	
Officers	100	±0	11	±5	
USCGR	100	±0	13	±3	
Enlisted	100	±0	12	±3	
E1 - E4	100	±0	12	±4	
E5 - E9	100	±0	12	±4	
Officers	100	±0	13	±3	
O1 - O3	100	±0	14	±4	
O4 - O6	100	±0	11	±5	
Females	100	±0	22	±4	
Enlisted	100	±0	23	±4	
Officers	100	±0	17	±5	
Males	100	±0	11	±3	
Enlisted	100	±0	10	±4	
Officers	100	±0	12	±3	

56. Unwanted Sexual Attention incident rate: Constructed from Q56h, j, and m-n. Unwanted Sexual Attention can be defined as attempts to establish an unwanted sexual relationship or to engage in sexually suggestive behavior.

	Percent Responding		Percentages	Max ME	Unwanted Sexual Attention
			Incident Rate		
TOTAL DOD	100	±0	5	±1	
ARNG	100	±0	6	±1	
USAR	100	±0	6	±1	
USNR	100	±0	5	±2	
USMCR	100	±0	5	±3	
ANG	100	±0	3	±1	
USAFR	100	±0	5	±2	
Enlisted	100	±0	6	±1	
E1 – E4	100	±0	6	±1	
E1 – E3	100	±0	5	±2	
E4	100	±0	7	±2	
E5 – E9	100	±0	5	±1	
E5 – E7	100	±0	6	±1	
E8 – E9	100	±0	4	±2	
Officers	100	±0	4	±1	
O1 – O3	100	±0	6	±2	
O4 – O6	100	±0	3	±1	
W1 – W5	100	±0	3	±3	
Reserve Unit	100	±0	5	±1	
AGR/FTS/AR	100	±0	5	±2	
IMA	100	±0	3	±2	
Not Activated Past 12 Months	100	±0	5	±1	
Activated Past 12 Months	100	±0	6	±1	
Not Deployed Past 12 Months	100	±0	5	±1	
Deployed Past 12 Months	100	±0	6	±2	
Non-Hispanic White	100	±0	5	±1	
Total Minority	100	±0	6	±1	
Non-Hispanic Black	100	±0	6	±2	
Hispanic	100	±0	5	±2	
FEMALES	100	±0	17	±2	
Enlisted	100	±0	17	±2	
E1 – E4	100	±0	17	±2	
E5 – E9	100	±0	17	±2	
Officers	100	±0	14	±2	
O1 – O3	100	±0	17	±4	
O4 – O6	100	±0	10	±3	
Reserve Unit	100	±0	17	±2	
AGR/FTS/AR	100	±0	13	±3	
IMA	100	±0	11	±4	
Non-Hispanic White	100	±0	18	±2	
Total Minority	100	±0	16	±2	
ARNG	100	±0	21	±3	
Enlisted	100	±0	21	±3	
Officers	100	±0	20	±6	
USAR	100	±0	17	±3	
Enlisted	100	±0	18	±3	
Officers	100	±0	14	±4	

Note. Percent responding are Reserve members who answered the question. Unwanted Sexual Attention incident rate indicates the percentage of members who experienced at least one of the Unwanted Sexual Attention behaviors in the 12 months before responding to the survey. The overall Cronbach's coefficient alpha = 0.91 (males = 0.93 and females = 0.90).

56. Continued	Percent Responding		Percentages		Max ME	Unwanted Sexual Attention
			Incident Rate			
USNR	100	±0	13	±4		
Enlisted	100	±0	14	±5		
Officers	100	±0	9	±4		
USMCR	100	±0	21	±8		
Enlisted	100	±0	23	±9		
Officers	100	±0	10	±9		
ANG	100	±0	10	±3		
Enlisted	100	±0	10	±3		
Officers	100	±0	11	±5		
USAFR	100	±0	12	±3		
Enlisted	100	±0	13	±4		
Officers	100	±0	10	±4		
MALES	100	±0	3	±1		
Enlisted	100	±0	3	±1		
E1 - E4	100	±0	3	±2		
E5 - E9	100	±0	3	±1		
Officers	100	±0	2	±1		
O1 - O3	100	±0	3	±2		
O4 - O6	100	±0	1	±1		
Reserve Unit	100	±0	3	±1		
AGR/FTS/AR	100	±0	2	±2		
IMA	100	±0	1	±2		
Non-Hispanic White	100	±0	3	±1		
Total Minority	100	±0	3	±1		
ARNG	100	±0	3	±1		
Enlisted	100	±0	3	±2		
Officers	100	±0	2	±2		
USAR	100	±0	2	±2		
Enlisted	100	±0	3	±2		
Officers	100	±0	2	±2		
USNR	100	±0	3	±2		
Enlisted	100	±0	4	±3		
Officers	100	±0	1	±3		
USMCR	100	±0	4	±4		
Enlisted	100	±0	4	±4		
Officers	100	±0	1	±3		
ANG	100	±0	1	±1		
Enlisted	100	±0	1	±2		
Officers	100	±0	1	±3		
USAFR	100	±0	2	±2		
Enlisted	100	±0	2	±2		
Officers	100	±0	1	±3		
USCGR	100	±0	4	±2		
Enlisted	100	±0	4	±2		
E1 - E4	100	±0	3	±2		
E5 - E9	100	±0	5	±3		
Officers	100	±0	3	±2		
O1 - O3	100	±0	4	±3		
O4 - O6	100	±0	3	±3		
Females	100	±0	10	±3		
Enlisted	100	±0	12	±4		
Officers	100	±0	4	±3		
Males	100	±0	3	±2		
Enlisted	100	±0	3	±3		
Officers	100	±0	3	±2		

56. Sexual Coercion incident rate: Constructed from Q56k-l and o-p. Sexual Coercion can be defined as classic quid pro quo, instances of special treatment or favoritism conditional on sexual cooperation.

	Percent Responding		Percentages	Max ME	Sexual Coercion
			Incident Rate		
TOTAL DOD	100	±0	2	±1	
ARNG	100	±0	3	±1	
USAR	100	±0	3	±1	
USNR	100	±0	3	±2	
USMCR	100	±0	3	±3	
ANG	100	±0	1	±1	
USAFR	100	±0	2	±1	
Enlisted	100	±0	3	±1	
E1 – E4	100	±0	3	±1	
E1 – E3	100	±0	3	±2	
E4	100	±0	3	±1	
E5 – E9	100	±0	2	±1	
E5 – E7	100	±0	3	±1	
E8 – E9	100	±0	1	±2	
Officers	100	±0	1	±1	
O1 – O3	100	±0	2	±1	
O4 – O6	100	±0	0	±1	
W1 – W5	100	±0	1	±2	
Reserve Unit	100	±0	2	±1	
AGR/FTS/AR	100	±0	2	±1	
IMA	100	±0	1	±1	
Not Activated Past 12 Months	100	±0	2	±1	
Activated Past 12 Months	100	±0	3	±1	
Not Deployed Past 12 Months	100	±0	2	±1	
Deployed Past 12 Months	100	±0	4	±2	
Non-Hispanic White	100	±0	2	±1	
Total Minority	100	±0	3	±1	
Non-Hispanic Black	100	±0	3	±2	
Hispanic	100	±0	2	±2	
FEMALES	100	±0	6	±1	
Enlisted	100	±0	7	±1	
E1 – E4	100	±0	7	±2	
E5 – E9	100	±0	6	±2	
Officers	100	±0	4	±2	
O1 – O3	100	±0	5	±2	
O4 – O6	100	±0	2	±2	
Reserve Unit	100	±0	6	±1	
AGR/FTS/AR	100	±0	5	±2	
IMA	100	±0	3	±3	
Non-Hispanic White	100	±0	6	±1	
Total Minority	100	±0	7	±2	
ARNG	100	±0	8	±2	
Enlisted	100	±0	8	±2	
Officers	100	±0	6	±4	
USAR	100	±0	7	±2	
Enlisted	100	±0	8	±2	
Officers	100	±0	4	±3	

Note. Percent responding are Reserve members who answered the question. Sexual Coercion incident rate indicates the percentage of members who experienced at least one of the Sexual Coercion behaviors in the 12 months before responding to the survey. The overall Cronbach's coefficient alpha = 0.93 (males = 0.95 and females = 0.92).

56. Continued	Percent Responding		Percentages		Sexual Coercion
			Incident Rate	Max ME	
USNR	100	±0	4	±3	
Enlisted	100	±0	4	±4	
Officers	100	±0	2	±3	
USMCR	100	±0	8	±6	
Enlisted	100	±0	10	±7	
Officers	100	±0	2	±8	
ANG	100	±0	3	±2	
Enlisted	100	±0	3	±2	
Officers	100	±0	2	±2	
USAFR	100	±0	3	±2	
Enlisted	100	±0	4	±2	
Officers	100	±0	2	±3	
MALES	100	±0	2	±1	
Enlisted	100	±0	2	±1	
E1 - E4	100	±0	2	±1	
E5 - E9	100	±0	2	±1	
Officers	100	±0	0	±1	
O1 - O3	100	±0	1	±2	
O4 - O6	100	±0	0	±1	
Reserve Unit	100	±0	2	±1	
AGR/FTS/AR	100	±0	2	±2	
IMA	100	±0	0	±1	
Non-Hispanic White	100	±0	1	±1	
Total Minority	100	±0	2	±1	
ARNG	100	±0	2	±1	
Enlisted	100	±0	2	±1	
Officers	100	±0	0	±2	
USAR	100	±0	1	±1	
Enlisted	100	±0	1	±1	
Officers	100	±0	1	±2	
USNR	100	±0	3	±2	
Enlisted	100	±0	3	±3	
Officers	100	±0	0	±3	
USMCR	100	±0	3	±4	
Enlisted	100	±0	3	±4	
Officers	100	±0	1	±3	
ANG	100	±0	0	±1	
Enlisted	100	±0	1	±1	
Officers	100	±0	0	±0	
USAFR	100	±0	1	±2	
Enlisted	100	±0	2	±2	
Officers	100	±0	0	±0	
USCGR	100	±0	1	±2	
Enlisted	100	±0	2	±2	
E1 - E4	100	±0	1	±2	
E5 - E9	100	±0	2	±3	
Officers	100	±0	1	±2	
O1 - O3	100	±0	1	±2	
O4 - O6	100	±0	1	±3	
Females	100	±0	2	±2	
Enlisted	100	±0	2	±2	
Officers	100	±0	1	±3	
Males	100	±0	1	±2	
Enlisted	100	±0	1	±3	
Officers	100	±0	1	±2	

56. Sexist Behavior incident rate: Constructed from Q56b, d, g, and i. Sexist Behavior can be defined as verbal and nonverbal behaviors that convey insulting, offensive, or condescending attitudes based on gender of the member.

	Percent Responding		Percentages	Max ME	Sexist Behavior
			Incident Rate		
TOTAL DOD	100	±0	14	±1	■
ARNG	100	±0	15	±2	■
USAR	100	±0	15	±2	■
USNR	100	±0	15	±3	■
USMCR	100	±0	10	±4	■
ANG	100	±0	12	±2	■
USAFR	100	±0	12	±2	■
Enlisted	100	±0	14	±1	■
E1 – E4	100	±0	13	±2	■
E1 – E3	100	±0	9	±2	■
E4	100	±0	15	±2	■
E5 – E9	100	±0	16	±2	■
E5 – E7	100	±0	16	±2	■
E8 – E9	100	±0	12	±3	■
Officers	100	±0	16	±2	■
O1 – O3	100	±0	18	±3	■
O4 – O6	100	±0	13	±2	■
W1 – W5	100	±0	13	±4	■
Reserve Unit	100	±0	14	±1	■
AGR/FTS/AR	100	±0	17	±2	■
IMA	100	±0	13	±4	■
Not Activated Past 12 Months	100	±0	14	±1	■
Activated Past 12 Months	100	±0	17	±2	■
Not Deployed Past 12 Months	100	±0	14	±1	■
Deployed Past 12 Months	100	±0	18	±3	■
Non-Hispanic White	100	±0	14	±1	■
Total Minority	100	±0	15	±2	■
Non-Hispanic Black	100	±0	14	±2	■
Hispanic	100	±0	14	±3	■
FEMALES	100	±0	34	±2	■
Enlisted	100	±0	34	±2	■
E1 – E4	100	±0	31	±3	■
E5 – E9	100	±0	36	±2	■
Officers	100	±0	38	±3	■
O1 – O3	100	±0	39	±5	■
O4 – O6	100	±0	36	±4	■
Reserve Unit	100	±0	34	±2	■
AGR/FTS/AR	100	±0	37	±4	■
IMA	100	±0	24	±5	■
Non-Hispanic White	100	±0	38	±2	■
Total Minority	100	±0	29	±3	■
ARNG	100	±0	41	±3	■
Enlisted	100	±0	40	±3	■
Officers	100	±0	49	±7	■
USAR	100	±0	33	±3	■
Enlisted	100	±0	33	±3	■
Officers	100	±0	36	±6	■

Note. Percent responding are Reserve members who answered the question. Sexist Behavior incident rate indicates the percentage of members who experienced at least one of the Sexist behaviors in the 12 months before responding to the survey. The overall Cronbach's coefficient alpha = 0.90 (males = 0.84 and females = 0.91).

56. Continued	Percent Responding		Percentages		Sexist Behavior
			Incident Rate	Max ME	
USNR	100	±0	27	±5	
Enlisted	100	±0	27	±6	
Officers	100	±0	30	±5	
USMCR	100	±0	42	±8	
Enlisted	100	±0	42	±10	
Officers	100	±0	43	±11	
ANG	100	±0	32	±3	
Enlisted	100	±0	30	±4	
Officers	100	±0	39	±6	
USAFR	100	±0	25	±4	
Enlisted	100	±0	24	±4	
Officers	100	±0	29	±5	
MALES	100	±0	10	±1	
Enlisted	100	±0	10	±1	
E1 - E4	100	±0	8	±2	
E5 - E9	100	±0	11	±2	
Officers	100	±0	11	±2	
O1 - O3	100	±0	13	±4	
O4 - O6	100	±0	9	±3	
Reserve Unit	100	±0	10	±1	
AGR/FTS/AR	100	±0	12	±3	
IMA	100	±0	10	±5	
Non-Hispanic White	100	±0	10	±1	
Total Minority	100	±0	10	±2	
ARNG	100	±0	11	±2	
Enlisted	100	±0	10	±2	
Officers	100	±0	14	±4	
USAR	100	±0	10	±2	
Enlisted	100	±0	10	±3	
Officers	100	±0	10	±4	
USNR	100	±0	12	±4	
Enlisted	100	±0	14	±5	
Officers	100	±0	6	±4	
USMCR	100	±0	9	±5	
Enlisted	100	±0	9	±5	
Officers	100	±0	6	±4	
ANG	100	±0	8	±2	
Enlisted	100	±0	8	±2	
Officers	100	±0	9	±5	
USAFR	100	±0	7	±3	
Enlisted	100	±0	7	±3	
Officers	100	±0	9	±5	
USCGR	100	±0	10	±3	
Enlisted	100	±0	10	±3	
E1 - E4	100	±0	7	±3	
E5 - E9	100	±0	11	±4	
Officers	100	±0	12	±3	
O1 - O3	100	±0	13	±4	
O4 - O6	100	±0	10	±4	
Females	100	±0	25	±4	
Enlisted	100	±0	26	±5	
Officers	100	±0	25	±6	
Males	100	±0	7	±3	
Enlisted	100	±0	7	±3	
Officers	100	±0	9	±3	

57. How many of these behaviors that you marked as happening to you, do you consider to have been sexual harassment?

1. None were sexual harassment

2. Some were sexual harassment; some were not sexual harassment

3. All were sexual harassment

	Percent Responding		Percentages			Max ME
			1	2	3	
TOTAL DOD	22	±1	76	20	4	±2
ARNG	23	±2	77	19	4	±3
USAR	23	±2	72	23	5	±4
USNR	22	±3	76	19	5	±7
USMCR	20	±5	82	16	2	±13
ANG	18	±2	81	16	3	±4
USAFR	17	±3	75	19	7	±6
Enlisted	21	±1	75	21	5	±2
E1 – E4	20	±2	72	24	4	±4
E1 – E3	16	±3	75	19	5	±7
E4	23	±3	70	26	4	±5
E5 – E9	23	±2	77	18	5	±3
E5 – E7	23	±2	76	19	5	±3
E8 – E9	20	±3	81	15	4	±6
Officers	24	±2	81	15	3	±3
O1 – O3	28	±3	80	17	2	±5
O4 – O6	20	±3	83	13	5	±4
W1 – W5	25	±5	85	14	2	±9
Reserve Unit	22	±1	76	20	5	±2
AGR/FTS/AR	24	±3	77	19	4	±5
IMA	17	±4	83	14	3	±7
Not Activated Past 12 Months	21	±1	76	19	5	±2
Activated Past 12 Months	25	±2	75	21	3	±4
Not Deployed Past 12 Months	21	±1	75	20	5	±2
Deployed Past 12 Months	25	±3	80	16	4	±4
Non-Hispanic White	22	±2	77	19	4	±3
Total Minority	21	±2	73	22	6	±4
Non-Hispanic Black	22	±3	72	19	9	±6
Hispanic	19	±3	73	23	4	±6
FEMALES	41	±2	54	37	9	±3
Enlisted	40	±2	53	38	9	±3
E1 – E4	38	±3	50	41	9	±4
E5 – E9	42	±2	55	35	10	±3
Officers	44	±3	59	33	8	±5
O1 – O3	46	±4	58	35	7	±7
O4 – O6	42	±4	62	28	10	±6
Reserve Unit	41	±2	53	38	9	±3
AGR/FTS/AR	44	±4	61	32	7	±6
IMA	30	±6	61	32	7	±10
Non-Hispanic White	45	±2	53	39	9	±3
Total Minority	36	±3	55	35	10	±4
ARNG	47	±3	50	40	9	±4
Enlisted	46	±3	50	41	9	±5
Officers	57	±6	52	38	11	±8
USAR	40	±3	49	41	10	±5
Enlisted	40	±3	47	42	11	±5
Officers	43	±5	58	36	7	±8

Note. Percent responding are Reserve members who answered the question and who experienced unwanted, gender-related behavior (Q56a-p).

57. Continued	Percent Responding		Percentages			Max ME
			1	2	3	
USNR	34	±5	63	29	8	±8
Enlisted	34	±6	60	32	7	±10
Officers	36	±6	73	16	10	±9
USMCR	47	±8	63	26	11	±12
Enlisted	46	±10	61	27	12	±14
Officers	48	±11	73	21	6	±16
ANG	37	±3	66	27	7	±5
Enlisted	36	±4	66	27	8	±6
Officers	43	±6	68	29	3	±8
USAFR	32	±4	59	32	9	±7
Enlisted	31	±4	57	32	11	±8
Officers	35	±5	63	32	5	±9
MALES	18	±1	87	11	2	±3
Enlisted	17	±2	86	12	2	±3
E1 - E4	16	±2	84	14	2	±6
E5 - E9	19	±2	87	10	3	±4
Officers	19	±2	93	6	1	±4
O1 - O3	23	±4	92	8	0	±7
O4 - O6	15	±3	93	4	2	±6
Reserve Unit	18	±2	87	11	2	±3
AGR/FTS/AR	19	±3	87	11	3	±7
IMA	14	±5	97	3	NR	±9
Non-Hispanic White	18	±2	88	10	2	±3
Total Minority	17	±2	85	12	3	±5
ARNG	19	±2	88	10	2	±4
Enlisted	18	±2	87	11	2	±5
Officers	24	±4	93	6	1	±7
USAR	18	±3	87	11	2	±6
Enlisted	18	±3	86	12	2	±7
Officers	18	±4	93	6	1	±9
USNR	18	±4	82	14	4	±10
Enlisted	20	±5	80	16	4	±12
Officers	13	±4	90	5	5	±14
USMCR	19	±5	84	15	1	±15
Enlisted	19	±6	83	16	1	±16
Officers	14	±7	94	6	NR	±13
ANG	13	±2	90	9	1	±7
Enlisted	13	±3	89	9	1	±8
Officers	17	±5	93	7	NR	±13
USAFR	12	±3	89	7	4	±10
Enlisted	12	±4	86	9	5	±13
Officers	15	±5	97	NR	3	±16
USCGR	16	±3	81	16	3	±7
Enlisted	15	±3	79	17	4	±8
E1 - E4	14	±4	77	20	3	±11
E5 - E9	16	±4	81	15	4	±11
Officers	19	±3	86	14	0	±6
O1 - O3	19	±4	80	20	0	±9
O4 - O6	17	±5	94	6	NR	±10
Females	32	±4	64	30	6	±7
Enlisted	32	±5	60	32	7	±8
Officers	30	±6	76	24	0	±11
Males	13	±3	89	9	2	±10
Enlisted	12	±4	88	10	2	±13
Officers	16	±3	91	9	0	±8

NR: Not reportable

57. Sexual Harassment incident rate: Constructed from Q56a, c, e-f, h, j-p, and Q57. Sexual Harassment can be defined as experiences of Crude/Offensive Behavior, Unwanted Sexual Attention, or Sexual Coercion.

	Percent Responding		Percentages	Max ME	Sexual Harassment
			Incident Rate		
TOTAL DOD	100	±0	5	±1	
ARNG	100	±0	5	±1	
USAR	100	±0	6	±1	
USNR	100	±0	5	±2	
USMCR	100	±0	4	±3	
ANG	100	±0	3	±1	
USAFR	100	±0	4	±2	
Enlisted	100	±0	5	±1	
E1 – E4	100	±0	5	±1	
E1 – E3	100	±0	4	±2	
E4	100	±0	7	±2	
E5 – E9	100	±0	5	±1	
E5 – E7	100	±0	5	±1	
E8 – E9	100	±0	3	±2	
Officers	100	±0	4	±1	
O1 – O3	100	±0	5	±2	
O4 – O6	100	±0	3	±1	
W1 – W5	100	±0	3	±2	
Reserve Unit	100	±0	5	±1	
AGR/FTS/AR	100	±0	5	±2	
IMA	100	±0	3	±1	
Not Activated Past 12 Months	100	±0	5	±1	
Activated Past 12 Months	100	±0	6	±1	
Not Deployed Past 12 Months	100	±0	5	±1	
Deployed Past 12 Months	100	±0	5	±2	
Non-Hispanic White	100	±0	5	±1	
Total Minority	100	±0	6	±1	
Non-Hispanic Black	100	±0	6	±2	
Hispanic	100	±0	5	±2	
FEMALES	100	±0	18	±2	
Enlisted	100	±0	18	±2	
E1 – E4	100	±0	18	±2	
E5 – E9	100	±0	19	±2	
Officers	100	±0	17	±3	
O1 – O3	100	±0	19	±4	
O4 – O6	100	±0	14	±3	
Reserve Unit	100	±0	18	±2	
AGR/FTS/AR	100	±0	17	±3	
IMA	100	±0	11	±4	
Non-Hispanic White	100	±0	20	±2	
Total Minority	100	±0	16	±2	
ARNG	100	±0	22	±3	
Enlisted	100	±0	22	±3	
Officers	100	±0	26	±6	
USAR	100	±0	20	±3	
Enlisted	100	±0	21	±3	
Officers	100	±0	17	±4	

Note. Percent responding are Reserve members who answered the question. Sexual Harassment incident rate indicates the percentage of members who experienced Crude/Offensive Behavior, Unwanted Sexual Attention, or Sexual Coercion in the 12 months before responding to the survey (Q56a-p) and who indicated they considered at least some of the behaviors experienced to be sexual harassment (Q57). The overall Cronbach's coefficient alpha without the inclusion of Q57 = 0.94 (males = 0.95 and females = 0.94).

57. Continued	Percent Responding		Percentages		Sexual Harassment
			Incident Rate	Max ME	
USNR	100	±0	12	±4	■
Enlisted	100	±0	13	±5	■
Officers	100	±0	9	±4	■
USMCR	100	±0	17	±7	■
Enlisted	100	±0	18	±8	■
Officers	100	±0	10	±9	■
ANG	100	±0	12	±3	■
Enlisted	100	±0	12	±3	■
Officers	100	±0	12	±4	■
USAFR	100	±0	13	±3	■
Enlisted	100	±0	13	±4	■
Officers	100	±0	12	±4	■
MALES	100	±0	2	±1	
Enlisted	100	±0	2	±1	
E1 - E4	100	±0	2	±1	
E5 - E9	100	±0	2	±1	
Officers	100	±0	1	±1	
O1 - O3	100	±0	2	±2	
O4 - O6	100	±0	1	±1	
Reserve Unit	100	±0	2	±1	
AGR/FTS/AR	100	±0	2	±2	
IMA	100	±0	0	±1	
Non-Hispanic White	100	±0	2	±1	
Total Minority	100	±0	3	±1	
ARNG	100	±0	2	±1	
Enlisted	100	±0	2	±1	
Officers	100	±0	2	±2	
USAR	100	±0	2	±2	
Enlisted	100	±0	2	±2	
Officers	100	±0	1	±2	
USNR	100	±0	3	±3	■
Enlisted	100	±0	4	±3	■
Officers	100	±0	1	±3	
USMCR	100	±0	3	±4	■
Enlisted	100	±0	3	±4	■
Officers	100	±0	1	±2	
ANG	100	±0	1	±1	
Enlisted	100	±0	1	±2	
Officers	100	±0	1	±3	
USAFR	100	±0	1	±2	
Enlisted	100	±0	2	±2	
Officers	100	±0	0	±3	
USCGR	100	±0	3	±2	
Enlisted	100	±0	3	±2	
E1 - E4	100	±0	3	±2	
E5 - E9	100	±0	3	±3	
Officers	100	±0	2	±2	
O1 - O3	100	±0	4	±2	■
O4 - O6	100	±0	1	±2	
Females	100	±0	11	±3	■
Enlisted	100	±0	12	±4	■
Officers	100	±0	6	±4	■
Males	100	±0	1	±2	
Enlisted	100	±0	1	±2	
Officers	100	±0	1	±2	

58. Which of the following categories best describe(s) the behavior(s) in the situation?

- a. Sexist Behavior
- b. Crude/Offensive Behavior
- c. Unwanted Sexual Attention
- d. Sexual Coercion
- e. Other

	Percent Responding		Percentages					Max ME
			a	b	c	d	e	
TOTAL DOD	22	±1	20	38	11	3	5	±3
ARNG	23	±2	19	37	10	3	4	±4
USAR	23	±2	22	37	13	5	6	±5
USNR	22	±3	20	40	11	4	7	±8
USMCR	20	±5	11	38	6	4	10	±13
ANG	18	±2	18	43	7	2	2	±6
USAFR	17	±3	21	40	13	3	6	±7
Enlisted	21	±1	19	37	11	4	6	±3
E1 – E4	20	±2	19	37	12	4	6	±5
E1 – E3	15	±3	11	31	10	3	4	±8
E4	23	±3	23	40	12	4	6	±5
E5 – E9	23	±2	19	37	11	3	6	±3
E5 – E7	23	±2	19	37	11	3	6	±4
E8 – E9	20	±3	17	38	7	4	5	±8
Officers	24	±2	21	44	9	2	4	±4
O1 – O3	28	±3	21	43	12	2	3	±7
O4 – O6	20	±3	22	45	7	1	6	±6
W1 – W5	24	±5	15	45	3	2	1	±11
Reserve Unit	22	±1	19	38	11	4	5	±3
AGR/FTS/AR	24	±3	21	37	7	1	5	±6
IMA	17	±4	30	46	9	1	6	±12
Not Activated Past 12 Months	21	±1	19	38	11	3	6	±3
Activated Past 12 Months	25	±2	21	38	11	4	4	±5
Not Deployed Past 12 Months	21	±1	19	37	11	3	6	±3
Deployed Past 12 Months	25	±3	24	42	10	4	4	±6
Non-Hispanic White	22	±2	20	39	10	3	5	±3
Total Minority	21	±2	19	35	12	5	5	±4
Non-Hispanic Black	22	±3	18	31	12	4	4	±6
Hispanic	19	±3	21	38	11	4	6	±6
FEMALES	41	±2	38	44	22	6	6	±3
Enlisted	40	±2	37	45	24	7	6	±3
E1 – E4	38	±3	34	43	26	8	5	±5
E5 – E9	42	±2	39	46	22	6	7	±3
Officers	44	±3	44	41	16	3	7	±5
O1 – O3	46	±4	43	40	19	4	6	±7
O4 – O6	42	±4	45	44	12	2	9	±6
Reserve Unit	41	±2	37	45	23	7	6	±3
AGR/FTS/AR	44	±4	40	41	14	3	6	±6
IMA	30	±5	44	33	19	2	9	±10
Non-Hispanic White	45	±2	41	45	22	6	7	±3
Total Minority	36	±3	34	43	23	7	6	±4
ARNG	47	±3	38	45	25	7	6	±4
Enlisted	46	±3	37	45	25	7	6	±5
Officers	57	±6	41	43	20	4	7	±9
USAR	41	±3	40	43	24	8	8	±5
Enlisted	40	±3	38	45	27	9	8	±5
Officers	43	±5	49	38	13	3	7	±9

Note. Percent responding are Reserve members who answered the question and who experienced unwanted, gender-related behavior (Q56a-p).

2012 Workplace and Gender Relations Survey of Reserve Component Members

58. Continued	Percent Responding		Percentages					Max ME
			a	b	c	d	e	
USNR	34	±5	39	38	16	2	6	±8
Enlisted	34	±6	37	38	16	1	6	±10
Officers	36	±6	47	39	16	3	7	±9
USMCR	46	±8	41	44	26	7	4	±12
Enlisted	46	±10	39	42	29	8	3	±14
Officers	46	±11	55	56	12	NR	7	±16
ANG	37	±3	35	45	13	4	4	±6
Enlisted	36	±4	35	45	13	4	4	±6
Officers	43	±6	40	44	15	3	6	±9
USAFR	32	±4	33	48	19	5	6	±7
Enlisted	31	±4	31	49	21	6	7	±8
Officers	35	±5	38	45	12	2	6	±9
MALES	17	±1	10	35	5	2	5	±3
Enlisted	17	±2	10	33	5	2	5	±4
E1 – E4	15	±2	11	33	3	2	6	±7
E5 – E9	19	±2	10	32	6	2	5	±4
Officers	19	±2	9	45	5	1	2	±6
O1 – O3	23	±4	9	44	8	2	1	±9
O4 – O6	15	±3	10	45	4	1	4	±9
Reserve Unit	17	±2	10	35	5	2	5	±4
AGR/FTS/AR	18	±3	9	35	3	0	4	±8
IMA	14	±5	21	55	2	NR	NR	±20
Non-Hispanic White	18	±2	10	37	5	1	5	±4
Total Minority	17	±2	10	30	5	3	5	±6
ARNG	19	±2	10	34	4	1	4	±5
Enlisted	18	±2	11	32	4	1	4	±6
Officers	24	±4	9	44	8	2	3	±10
USAR	18	±3	10	32	6	3	5	±7
Enlisted	18	±3	11	30	6	3	6	±8
Officers	18	±4	7	42	3	1	3	±11
USNR	18	±4	11	40	9	4	7	±11
Enlisted	20	±5	12	36	10	5	8	±12
Officers	13	±4	7	62	5	NR	3	±17
USMCR	19	±5	8	37	3	3	11	±15
Enlisted	19	±6	7	38	4	4	12	±16
Officers	14	±7	9	32	NR	NR	2	±23
ANG	13	±2	8	42	2	0	1	±8
Enlisted	13	±3	8	42	3	1	2	±10
Officers	17	±5	5	44	NR	NR	NR	±15
USAFR	12	±3	10	32	7	1	6	±11
Enlisted	12	±4	7	29	8	2	8	±14
Officers	14	±5	19	43	3	NR	NR	±18
USCGR	16	±3	18	39	8	2	4	±8
Enlisted	15	±3	18	39	8	1	3	±10
E1 – E4	14	±4	18	37	10	3	6	±12
E5 – E9	16	±4	19	40	7	0	1	±13
Officers	18	±3	16	37	6	2	8	±8
O1 – O3	19	±4	17	34	9	2	6	±10
O4 – O6	17	±5	16	39	2	4	12	±14
Females	32	±4	34	46	18	4	9	±7
Enlisted	32	±5	34	48	20	4	7	±8
Officers	30	±6	38	37	11	3	20	±11
Males	13	±3	10	35	3	0	1	±11
Enlisted	12	±4	11	35	3	NR	1	±15
Officers	15	±3	6	37	3	2	2	±11

NR: Not reportable

59. Where did this situation occur?

1. At a military installation (e.g., on base) 2. Some behaviors occurred at a military installation; some did not 3. Not at a military installation (e.g., off base)

	Percent Responding		Percentages			Max ME
			1	2	3	
TOTAL DOD	20	±1	44	30	27	±3
ARNG	22	±2	42	30	29	±4
USAR	22	±2	46	31	23	±5
USNR	20	±3	41	28	31	±8
USMCR	19	±5	42	30	28	±14
ANG	16	±2	44	30	26	±6
USAFR	17	±3	49	28	23	±7
Enlisted	20	±1	42	30	28	±3
E1 – E4	19	±2	41	31	28	±5
E1 – E3	15	±3	35	28	37	±9
E4	22	±3	44	32	24	±6
E5 – E9	21	±2	43	29	27	±4
E5 – E7	21	±2	43	30	27	±4
E8 – E9	19	±3	48	26	26	±8
Officers	22	±2	51	28	21	±5
O1 – O3	27	±3	53	28	19	±7
O4 – O6	18	±2	49	27	24	±7
W1 – W5	22	±5	43	34	23	±12
Reserve Unit	20	±1	44	30	27	±3
AGR/FTS/AR	22	±3	45	30	25	±6
IMA	16	±4	52	29	19	±12
Not Activated Past 12 Months	20	±1	42	31	28	±3
Activated Past 12 Months	24	±2	49	27	24	±5
Not Deployed Past 12 Months	20	±1	41	31	28	±3
Deployed Past 12 Months	24	±3	56	23	21	±6
Non-Hispanic White	21	±2	44	30	25	±3
Total Minority	20	±2	43	28	29	±4
Non-Hispanic Black	20	±3	41	24	35	±7
Hispanic	18	±3	45	31	25	±7
FEMALES	39	±2	50	32	18	±3
Enlisted	39	±2	49	33	19	±3
E1 – E4	37	±3	45	35	20	±5
E5 – E9	40	±2	52	31	17	±4
Officers	42	±3	58	28	14	±5
O1 – O3	44	±4	55	29	15	±7
O4 – O6	40	±4	65	24	11	±6
Reserve Unit	39	±2	49	33	18	±3
AGR/FTS/AR	41	±4	57	27	16	±6
IMA	29	±5	60	23	17	±11
Non-Hispanic White	43	±2	51	33	16	±3
Total Minority	35	±3	49	30	21	±4
ARNG	45	±3	49	32	19	±4
Enlisted	45	±3	48	32	20	±5
Officers	53	±6	55	32	14	±9
USAR	39	±3	50	34	16	±5
Enlisted	39	±3	47	36	17	±5
Officers	42	±5	62	24	14	±8

Note. Percent responding are Reserve members who answered the question and who experienced unwanted, gender-related behavior (Q56a-p).

2012 Workplace and Gender Relations Survey of Reserve Component Members

59. Continued	Percent Responding		Percentages			Max ME
			1	2	3	
USNR	33	±5	49	30	20	±8
Enlisted	32	±6	47	30	23	±10
Officers	35	±5	57	32	12	±9
USMCR	45	±8	50	33	17	±12
Enlisted	45	±10	49	34	18	±14
Officers	45	±11	55	28	17	±17
ANG	35	±3	52	31	17	±6
Enlisted	34	±4	51	31	19	±6
Officers	40	±6	57	33	10	±9
USAFR	30	±4	55	29	15	±7
Enlisted	30	±4	54	30	16	±8
Officers	33	±5	59	26	15	±9
MALES	16	±1	40	28	31	±4
Enlisted	16	±2	39	28	33	±4
E1 - E4	15	±2	38	29	33	±7
E5 - E9	17	±2	39	28	32	±5
Officers	18	±2	47	28	25	±6
O1 - O3	22	±4	52	27	21	±10
O4 - O6	14	±3	40	29	30	±10
Reserve Unit	16	±2	41	28	31	±4
AGR/FTS/AR	17	±3	37	32	31	±8
IMA	12	±5	46	33	21	±19
Non-Hispanic White	17	±2	41	29	30	±4
Total Minority	15	±2	38	26	35	±6
ARNG	18	±2	39	28	33	±5
Enlisted	17	±2	36	29	35	±6
Officers	23	±4	50	27	23	±10
USAR	17	±3	44	28	28	±7
Enlisted	17	±3	43	29	28	±8
Officers	17	±4	45	26	29	±12
USNR	17	±4	37	26	37	±11
Enlisted	18	±5	36	26	39	±13
Officers	13	±4	45	28	27	±17
USMCR	18	±5	42	30	29	±15
Enlisted	18	±6	42	28	30	±16
Officers	13	±7	32	NR	17	±24
ANG	12	±2	39	30	31	±9
Enlisted	12	±3	38	30	33	±10
Officers	14	±5	45	31	24	±18
USAFR	12	±3	44	27	29	±12
Enlisted	11	±3	45	25	30	±15
Officers	13	±5	40	34	26	±19
USCGR	15	±3	33	27	40	±9
Enlisted	15	±3	31	29	41	±11
E1 - E4	14	±4	38	32	30	±14
E5 - E9	15	±4	26	27	47	±14
Officers	18	±3	43	22	35	±8
O1 - O3	19	±4	43	24	33	±11
O4 - O6	17	±5	40	20	40	±15
Females	30	±4	47	35	18	±7
Enlisted	30	±5	44	40	15	±8
Officers	29	±6	58	15	26	±12
Males	12	±3	26	24	50	±12
Enlisted	12	±4	24	23	53	±14
Officers	15	±3	35	26	39	±11

NR: Not reportable

60. Did any of the behaviors in the situation on base occur...

- a. At your military work (the place where you perform your military duties)?
- b. During duty hours?
- c. In a military work environment where members of your gender are uncommon?
- d. At a military non-work location (e.g., gym, exchange/commissary, bowling alley)?
- e. While you were deployed to a combat zone or to an area where you drew imminent danger pay or hostile fire pay?

	Percent Responding		Percentages					Max ME
			a	b	c	d	e	
TOTAL DOD	15	±1	76	79	24	29	26	±3
ARNG	16	±2	79	81	23	29	32	±5
USAR	17	±2	72	77	22	29	23	±5
USNR	14	±3	78	82	25	27	25	±9
USMCR	14	±4	63	59	18	45	13	±17
ANG	12	±2	80	82	28	20	18	±6
USAFR	13	±2	80	86	28	27	15	±8
Enlisted	15	±1	76	78	24	29	26	±3
E1 – E4	14	±2	74	74	25	31	23	±5
E1 – E3	9	±2	68	72	24	33	6	±12
E4	17	±2	76	75	25	31	28	±6
E5 – E9	15	±1	78	81	23	27	28	±4
E5 – E7	15	±2	78	81	24	29	28	±4
E8 – E9	14	±3	76	81	17	18	24	±9
Officers	18	±2	79	85	22	27	27	±5
O1 – O3	22	±3	79	85	24	28	28	±7
O4 – O6	14	±2	78	83	21	26	24	±7
W1 – W5	17	±5	81	90	14	25	33	±14
Reserve Unit	15	±1	76	78	23	29	27	±3
AGR/FTS/AR	16	±2	83	87	24	25	15	±6
IMA	13	±4	69	85	29	27	15	±14
Not Activated Past 12 Months	14	±1	77	80	24	26	16	±3
Activated Past 12 Months	18	±2	76	78	22	36	52	±6
Not Deployed Past 12 Months	14	±1	78	81	24	28	15	±3
Deployed Past 12 Months	19	±3	70	72	24	31	74	±7
Non-Hispanic White	16	±1	80	82	23	29	27	±4
Total Minority	14	±2	70	74	26	28	24	±5
Non-Hispanic Black	13	±2	67	72	28	27	27	±8
Hispanic	13	±2	68	73	25	29	25	±8
FEMALES	32	±2	81	85	41	26	21	±3
Enlisted	31	±2	80	85	42	26	22	±3
E1 – E4	30	±3	77	81	42	25	17	±5
E5 – E9	33	±2	83	88	42	27	25	±4
Officers	36	±3	81	88	40	24	21	±5
O1 – O3	38	±4	77	85	42	24	21	±8
O4 – O6	35	±4	86	90	38	22	21	±7
Reserve Unit	32	±2	79	84	42	27	23	±3
AGR/FTS/AR	34	±4	91	91	39	19	12	±6
IMA	24	±5	77	94	38	16	20	±12
Non-Hispanic White	36	±2	83	87	43	26	20	±3
Total Minority	27	±2	77	82	39	26	23	±5
ARNG	37	±3	80	85	43	26	27	±5
Enlisted	36	±3	79	85	42	25	27	±5
Officers	46	±6	82	88	51	30	27	±9
USAR	33	±3	81	86	37	29	20	±5
Enlisted	32	±3	82	85	39	31	21	±6
Officers	36	±5	79	88	32	20	20	±11

Note. Percent responding are Reserve members who answered the question, who experienced unwanted, gender-related behavior (Q56a-p), and whose experience occurred at a military installation (Q59).

2012 Workplace and Gender Relations Survey of Reserve Component Members

60. Continued	Percent Responding		Percentages					Max ME
			a	b	c	d	e	
USNR	26	±4	75	80	40	27	18	±9
Enlisted	25	±5	75	80	40	27	15	±12
Officers	31	±5	75	78	40	29	26	±10
USMCR	37	±8	86	82	51	31	16	±14
Enlisted	37	±9	84	78	49	34	12	±15
Officers	37	±11	96	NR	61	17	40	±18
ANG	29	±3	84	86	47	20	15	±6
Enlisted	27	±4	85	85	47	20	16	±7
Officers	36	±5	83	88	45	22	10	±9
USAFR	25	±4	80	86	41	22	11	±7
Enlisted	25	±4	78	85	42	22	11	±9
Officers	28	±5	88	92	36	19	13	±10
MALES	11	±1	74	75	12	31	29	±4
Enlisted	11	±1	73	74	12	31	28	±5
E1 – E4	10	±2	71	69	13	35	26	±8
E5 – E9	11	±2	74	77	12	28	29	±6
Officers	13	±2	77	83	11	29	30	±7
O1 – O3	17	±4	80	85	13	30	32	±11
O4 – O6	10	±2	71	78	9	28	26	±11
Reserve Unit	11	±1	73	74	12	31	30	±5
AGR/FTS/AR	12	±3	77	83	12	29	18	±10
IMA	10	±4	64	78	23	35	11	±22
Non-Hispanic White	12	±2	78	79	11	31	30	±5
Total Minority	10	±2	63	67	14	29	24	±8
ARNG	12	±2	78	78	13	31	35	±6
Enlisted	11	±2	77	76	14	32	35	±7
Officers	18	±4	83	88	10	27	36	±11
USAR	12	±2	64	69	9	30	26	±9
Enlisted	12	±3	62	67	8	30	25	±10
Officers	12	±3	74	80	13	28	27	±14
USNR	11	±3	80	83	15	27	30	±14
Enlisted	11	±4	83	84	15	26	31	±17
Officers	9	±4	67	78	14	32	25	±20
USMCR	13	±5	59	55	14	46	12	±18
Enlisted	13	±5	58	54	14	45	12	±20
Officers	11	±7	NR	NR	9	NR	8	±19
ANG	8	±2	76	79	13	19	20	±10
Enlisted	8	±2	79	81	15	18	18	±12
Officers	11	±4	63	68	4	24	31	±21
USAFR	8	±3	80	85	13	32	18	±15
Enlisted	8	±3	81	85	13	32	18	±18
Officers	10	±4	77	84	15	32	20	±22
USCGR	9	±2	73	76	27	28	11	±11
Enlisted	9	±2	72	76	28	32	12	±13
E1 – E4	9	±3	72	74	27	22	10	±16
E5 – E9	8	±3	72	78	29	40	13	±21
Officers	12	±3	78	77	21	10	9	±10
O1 – O3	13	±3	78	78	20	12	13	±12
O4 – O6	10	±4	76	72	28	5	6	±21
Females	25	±4	83	80	43	22	5	±8
Enlisted	25	±4	81	80	43	26	6	±9
Officers	21	±5	90	83	47	7	NR	±13
Males	6	±2	66	74	14	32	16	±17
Enlisted	6	±3	64	74	17	38	16	±22
Officers	9	±3	71	74	6	13	15	±14

NR: Not reportable













































61. Did any of the behaviors in the situation occur while you were...

a. Activated?

1. Yes
















































2. No

3. Does not apply

	Percent Responding		Percentages			Max ME	Percentage Reporting Yes		
			1	2	3				
TOTAL DOD	21	±1	28	33	38	±3	46.0	±3.0	
ARNG	23	±2	30	33	37	±4	47.0	±5.0	
USAR	23	±2	31	30	40	±5	51.0	±6.0	
USNR	22	±3	27	30	43	±8	47.0	±10.0	
USMCR	20	±5	23	43	34	±14	35.0	±16.0	
ANG	17	±2	23	36	40	±6	39.0	±7.0	
USAFR	17	±3	21	44	35	±7	32.0	±9.0	
Enlisted	21	±1	27	34	39	±3	45.0	±4.0	
E1 – E4	20	±2	27	32	41	±5	46.0	±6.0	
E1 – E3	15	±3	15	39	45	±9	28.0	±11.0	
E4	22	±3	32	28	40	±6	53.0	±7.0	
E5 – E9	22	±2	28	35	37	±3	44.0	±4.0	
E5 – E7	23	±2	28	35	37	±4	45.0	±5.0	
E8 – E9	20	±3	24	39	36	±8	38.0	±10.0	
Officers	24	±2	32	33	35	±4	49.0	±5.0	
O1 – O3	28	±3	33	32	34	±7	51.0	±8.0	
O4 – O6	20	±3	29	33	38	±6	47.0	±8.0	
W1 – W5	24	±5	37	32	31	±12	54.0	±13.0	
Reserve Unit	21	±1	29	34	38	±3	46.0	±4.0	
AGR/FTS/AR	24	±3	22	31	46	±6	41.0	±8.0	
IMA	17	±4	31	41	27	±12	43.0	±13.0	
Not Activated Past 12 Months	21	±1	18	38	44	±3	32.0	±4.0	
Activated Past 12 Months	25	±2	57	21	22	±5	73.0	±5.0	
Not Deployed Past 12 Months	21	±1	23	36	41	±3	39.0	±4.0	
Deployed Past 12 Months	25	±3	56	21	23	±6	72.0	±6.0	
Non-Hispanic White	22	±2	28	34	38	±3	45.0	±4.0	
Total Minority	21	±2	29	32	39	±4	47.0	±5.0	
Non-Hispanic Black	22	±3	23	36	41	±6	40.0	±8.0	
Hispanic	19	±3	35	30	35	±7	54.0	±8.0	
FEMALES	40	±2	29	34	37	±3	46.0	±3.0	
Enlisted	40	±2	29	34	37	±3	46.0	±4.0	
E1 – E4	38	±3	29	31	39	±4	48.0	±6.0	
E5 – E9	42	±2	28	36	36	±3	44.0	±4.0	
Officers	44	±3	30	38	32	±5	45.0	±6.0	
O1 – O3	46	±4	31	39	31	±7	44.0	±8.0	
O4 – O6	42	±4	29	36	35	±6	45.0	±7.0	
Reserve Unit	40	±2	30	35	36	±3	46.0	±3.0	
AGR/FTS/AR	43	±4	21	34	45	±6	39.0	±8.0	
IMA	29	±5	38	37	25	±11	51.0	±12.0	
Non-Hispanic White	44	±2	28	36	37	±3	44.0	±4.0	
Total Minority	35	±3	31	33	37	±4	49.0	±5.0	
ARNG	47	±3	29	36	35	±4	45.0	±5.0	
Enlisted	45	±3	30	36	35	±4	46.0	±6.0	
Officers	56	±6	27	39	35	±9	41.0	±11.0	
USAR	40	±3	33	29	38	±5	53.0	±6.0	
Enlisted	40	±3	32	28	40	±5	53.0	±6.0	
Officers	43	±5	37	33	30	±9	53.0	±11.0	

Note. Percent responding are Reserve members who answered the question and who experienced unwanted, gender-related behavior (Q56a-p). Percentage Reporting Yes does not include those who indicated "Does not apply."

2012 Workplace and Gender Relations Survey of Reserve Component Members

61a. Continued	Percent Responding		Percentages			Max ME	Percentage Reporting Yes		
			1	2	3				
USNR	34	±5	30	34	36	±8	47.0	±10.0	
Enlisted	33	±6	29	33	38	±10	47.0	±13.0	
Officers	36	±6	35	38	27	±9	47.0	±10.0	
USMCR	46	±8	38	39	23	±12	50.0	±13.0	
Enlisted	46	±10	32	43	24	±14	43.0	±15.0	
Officers	46	±11	70	12	18	±16	85.0	±16.0	
ANG	37	±3	21	42	37	±5	34.0	±7.0	
Enlisted	36	±4	22	39	39	±6	36.0	±8.0	
Officers	43	±6	15	55	30	±8	22.0	±9.0	
USAFR	31	±4	23	37	40	±7	38.0	±8.0	
Enlisted	30	±4	22	38	40	±8	37.0	±10.0	
Officers	35	±5	25	37	38	±9	41.0	±11.0	
MALES	17	±1	28	33	39	±4	46.0	±5.0	
Enlisted	17	±2	27	34	40	±4	44.0	±5.0	
E1 - E4	15	±2	26	32	43	±7	45.0	±9.0	
E5 - E9	18	±2	28	35	38	±5	44.0	±6.0	
Officers	19	±2	33	30	37	±6	52.0	±8.0	
O1 - O3	23	±4	34	29	37	±9	54.0	±12.0	
O4 - O6	15	±3	29	32	39	±9	48.0	±11.0	
Reserve Unit	17	±2	28	33	38	±4	46.0	±5.0	
AGR/FTS/AR	18	±3	23	30	48	±8	43.0	±11.0	
IMA	14	±5	27	45	28	±18	38.0	±21.0	
Non-Hispanic White	18	±2	28	34	38	±4	45.0	±5.0	
Total Minority	16	±2	28	32	41	±6	46.0	±8.0	
ARNG	19	±2	30	32	38	±5	48.0	±7.0	
Enlisted	18	±2	29	33	38	±6	47.0	±7.0	
Officers	24	±4	36	29	36	±10	56.0	±12.0	
USAR	18	±3	29	30	41	±7	49.0	±9.0	
Enlisted	18	±3	28	31	41	±8	48.0	±10.0	
Officers	18	±4	34	28	38	±12	55.0	±14.0	
USNR	18	±4	25	29	46	±11	47.0	±14.0	
Enlisted	20	±5	23	28	49	±12	46.0	±16.0	
Officers	13	±4	36	34	30	±17	52.0	±19.0	
USMCR	19	±5	22	43	35	±15	33.0	±18.0	
Enlisted	19	±6	21	46	33	±16	32.0	±19.0	
Officers	14	±7	23	15	NR	±20	NR		
ANG	13	±2	25	33	43	±9	43.0	±11.0	
Enlisted	12	±3	24	34	42	±10	42.0	±13.0	
Officers	16	±5	27	28	45	±16	NR		
USAFR	12	±3	19	50	31	±12	27.0	±14.0	
Enlisted	12	±4	19	49	32	±14	28.0	±17.0	
Officers	14	±5	20	52	28	±18	27.0	±21.0	
USCGR	16	±3	26	37	37	±9	41.0	±10.0	
Enlisted	15	±3	26	35	39	±10	43.0	±12.0	
E1 - E4	14	±4	22	45	33	±13	33.0	±15.0	
E5 - E9	16	±4	28	29	42	±14	49.0	±16.0	
Officers	19	±3	25	46	29	±8	35.0	±10.0	
O1 - O3	19	±4	25	47	28	±11	35.0	±12.0	
O4 - O6	18	±5	29	46	25	±14	39.0	±16.0	
Females	31	±4	30	42	28	±7	42.0	±8.0	
Enlisted	31	±5	31	42	27	±8	42.0	±10.0	
Officers	30	±6	28	41	30	±11	41.0	±14.0	
Males	13	±3	24	35	41	±12	41.0	±15.0	
Enlisted	12	±4	24	32	44	±14	43.0	±18.0	
Officers	16	±3	23	48	29	±10	33.0	±13.0	

NR: Not reportable













































61. Did any of the behaviors in the situation occur while you were...

b. Deployed?

1. Yes

2. No

3. Does not apply

	Percent Responding		Percentages			Max ME	Percentage Reporting Yes		
			1	2	3				
TOTAL DOD	21	±1	22	37	41	±3	37.0	±3.0	
ARNG	23	±2	25	35	39	±4	41.0	±5.0	
USAR	23	±2	21	34	45	±5	39.0	±6.0	
USNR	22	±3	24	36	41	±8	40.0	±10.0	
USMCR	20	±5	10	53	37	±13	16.0	±13.0	
ANG	18	±2	18	42	41	±6	30.0	±7.0	
USAFR	17	±3	14	48	38	±7	23.0	±8.0	
Enlisted	21	±1	21	37	42	±3	37.0	±4.0	
E1 – E4	20	±2	18	36	46	±5	33.0	±6.0	
E1 – E3	15	±3	6	44	50	±9	12.0	±12.0	
E4	22	±3	22	33	45	±6	41.0	±7.0	
E5 – E9	22	±2	24	38	38	±3	39.0	±4.0	
E5 – E7	23	±2	24	38	38	±4	39.0	±5.0	
E8 – E9	20	±3	23	41	36	±8	37.0	±10.0	
Officers	24	±2	24	38	38	±5	39.0	±6.0	
O1 – O3	28	±3	25	39	37	±7	39.0	±8.0	
O4 – O6	19	±3	22	38	40	±6	36.0	±8.0	
W1 – W5	24	±5	30	37	33	±12	45.0	±14.0	
Reserve Unit	21	±1	23	37	40	±3	38.0	±4.0	
AGR/FTS/AR	24	±3	14	38	48	±6	27.0	±8.0	
IMA	17	±4	14	55	31	±12	20.0	±10.0	
Not Activated Past 12 Months	21	±1	14	41	45	±3	25.0	±4.0	
Activated Past 12 Months	24	±2	44	28	29	±5	61.0	±5.0	
Not Deployed Past 12 Months	21	±1	14	41	45	±3	26.0	±3.0	
Deployed Past 12 Months	25	±3	60	19	20	±6	76.0	±6.0	
Non-Hispanic White	22	±2	22	38	40	±3	37.0	±4.0	
Total Minority	21	±2	21	37	42	±4	37.0	±5.0	
Non-Hispanic Black	22	±3	22	36	42	±7	37.0	±8.0	
Hispanic	19	±3	25	38	37	±7	40.0	±9.0	
FEMALES	40	±2	22	40	39	±3	35.0	±3.0	
Enlisted	40	±2	21	39	40	±3	35.0	±4.0	
E1 – E4	37	±3	16	39	45	±5	29.0	±6.0	
E5 – E9	42	±2	26	39	35	±3	40.0	±4.0	
Officers	44	±3	23	43	34	±5	35.0	±5.0	
O1 – O3	46	±4	23	46	31	±7	33.0	±8.0	
O4 – O6	41	±4	23	40	37	±6	36.0	±8.0	
Reserve Unit	40	±2	23	39	38	±3	37.0	±3.0	
AGR/FTS/AR	43	±4	13	41	46	±6	24.0	±8.0	
IMA	29	±5	23	51	26	±10	31.0	±12.0	
Non-Hispanic White	44	±2	20	41	39	±3	33.0	±4.0	
Total Minority	36	±3	23	38	39	±4	38.0	±5.0	
ARNG	46	±3	24	38	37	±4	39.0	±5.0	
Enlisted	45	±3	24	39	37	±4	38.0	±6.0	
Officers	56	±6	27	36	37	±9	43.0	±11.0	
USAR	40	±3	21	37	43	±5	36.0	±6.0	
Enlisted	39	±3	21	34	45	±5	38.0	±7.0	
Officers	43	±5	22	46	32	±9	33.0	±10.0	

Note. Percent responding are Reserve members who answered the question and who experienced unwanted, gender-related behavior (Q56a-p). Percentage Reporting Yes does not include those who indicated "Does not apply."

2012 Workplace and Gender Relations Survey of Reserve Component Members

61b. Continued	Percent Responding		Percentages			Max ME	Percentage Reporting Yes		
			1	2	3				
USNR	34	±5	24	44	33	±8	35.0	±10.0	
Enlisted	33	±6	23	44	33	±10	34.0	±13.0	
Officers	36	±6	27	41	32	±9	39.0	±11.0	
USMCR	46	±8	18	53	30	±12	25.0	±12.0	
Enlisted	46	±10	15	54	31	±14	22.0	±15.0	
Officers	46	±11	29	46	25	±16	39.0	±19.0	
ANG	37	±3	18	44	38	±5	29.0	±7.0	
Enlisted	36	±4	19	42	39	±6	31.0	±8.0	
Officers	43	±6	16	53	31	±8	24.0	±9.0	
USAFR	31	±4	14	45	40	±7	24.0	±8.0	
Enlisted	31	±4	13	45	41	±8	23.0	±10.0	
Officers	34	±5	18	45	37	±9	28.0	±11.0	
MALES	17	±1	22	36	42	±4	38.0	±5.0	
Enlisted	17	±2	21	36	43	±4	37.0	±5.0	
E1 - E4	15	±2	18	34	47	±7	35.0	±9.0	
E5 - E9	18	±2	24	37	39	±5	39.0	±6.0	
Officers	19	±2	25	36	39	±6	41.0	±8.0	
O1 - O3	23	±4	26	35	40	±9	43.0	±12.0	
O4 - O6	15	±3	21	37	42	±9	37.0	±12.0	
Reserve Unit	17	±2	23	36	41	±4	39.0	±5.0	
AGR/FTS/AR	18	±3	14	36	50	±8	29.0	±12.0	
IMA	14	±5	8	57	35	±18	12.0	±16.0	
Non-Hispanic White	18	±2	23	36	41	±4	39.0	±5.0	
Total Minority	17	±2	20	36	44	±6	36.0	±8.0	
ARNG	19	±2	25	34	40	±5	43.0	±7.0	
Enlisted	18	±2	24	35	41	±6	41.0	±8.0	
Officers	24	±4	30	32	38	±10	49.0	±12.0	
USAR	18	±3	21	32	47	±7	40.0	±10.0	
Enlisted	18	±3	22	30	48	±8	42.0	±11.0	
Officers	18	±4	19	38	43	±11	33.0	±16.0	
USNR	18	±4	24	32	45	±11	43.0	±14.0	
Enlisted	20	±5	23	30	47	±12	44.0	±17.0	
Officers	13	±4	28	42	31	±17	40.0	±20.0	
USMCR	19	±5	9	53	38	±15	15.0	±15.0	
Enlisted	19	±6	9	55	36	±16	14.0	±16.0	
Officers	14	±7	9	27	NR	±21	NR		
ANG	13	±2	17	40	43	±9	30.0	±11.0	
Enlisted	13	±3	17	42	42	±10	29.0	±13.0	
Officers	16	±5	21	32	48	±16	40.0	±22.0	
USAFR	12	±3	14	51	35	±12	21.0	±13.0	
Enlisted	12	±4	13	49	38	±15	21.0	±17.0	
Officers	14	±5	17	57	26	±18	23.0	±21.0	
USCGR	16	±3	19	42	39	±9	31.0	±11.0	
Enlisted	15	±3	19	39	42	±10	32.0	±13.0	
E1 - E4	14	±4	9	50	41	±13	15.0	±14.0	
E5 - E9	16	±4	24	33	42	±14	42.0	±17.0	
Officers	19	±3	18	52	30	±8	26.0	±9.0	
O1 - O3	19	±4	19	53	28	±11	27.0	±12.0	
O4 - O6	18	±5	18	56	25	±14	25.0	±17.0	
Females	31	±4	19	52	29	±7	27.0	±8.0	
Enlisted	31	±5	20	51	29	±8	28.0	±10.0	
Officers	30	±6	17	56	27	±11	23.0	±13.0	
Males	13	±3	18	37	44	±12	33.0	±16.0	
Enlisted	12	±4	18	34	47	±14	35.0	±20.0	
Officers	16	±3	19	51	31	±10	27.0	±13.0	

NR: Not reportable

61. Did any of the behaviors in the situation occur while you were...

c. At your civilian job?

1. Yes

2. No

3. Does not apply

	Percent Responding		Percentages			Max ME	Percentage Reporting Yes		
			1	2	3				
TOTAL DOD	21	±1	16	46	38	±3	26.0	±3.0	
ARNG	23	±2	14	48	38	±4	23.0	±4.0	
USAR	23	±2	14	45	41	±5	24.0	±5.0	
USNR	22	±3	14	42	45	±8	25.0	±10.0	
USMCR	20	±5	19	49	32	±13	28.0	±17.0	
ANG	17	±2	22	42	37	±6	34.0	±7.0	
USAFR	17	±3	27	41	32	±7	40.0	±8.0	
Enlisted	21	±1	16	45	39	±3	26.0	±3.0	
E1 – E4	20	±2	15	46	39	±5	24.0	±5.0	
E1 – E3	15	±3	14	48	38	±9	22.0	±10.0	
E4	22	±3	15	46	39	±6	25.0	±6.0	
E5 – E9	22	±2	17	43	39	±3	28.0	±4.0	
E5 – E7	23	±2	17	43	40	±4	28.0	±4.0	
E8 – E9	20	±3	18	44	38	±8	29.0	±10.0	
Officers	23	±2	15	50	35	±4	23.0	±5.0	
O1 – O3	28	±3	13	54	33	±7	20.0	±7.0	
O4 – O6	19	±3	17	46	37	±6	27.0	±7.0	
W1 – W5	24	±5	16	45	39	±12	27.0	±13.0	
Reserve Unit	21	±1	17	47	36	±3	27.0	±3.0	
AGR/FTS/AR	23	±3	3	37	60	±6	8.0	±7.0	
IMA	17	±4	35	38	27	±12	48.0	±13.0	
Not Activated Past 12 Months	21	±1	17	44	39	±3	29.0	±3.0	
Activated Past 12 Months	24	±2	12	51	37	±5	19.0	±5.0	
Not Deployed Past 12 Months	21	±1	16	45	39	±3	27.0	±3.0	
Deployed Past 12 Months	25	±3	13	50	36	±6	21.0	±7.0	
Non-Hispanic White	22	±2	16	47	37	±3	26.0	±4.0	
Total Minority	21	±2	16	44	41	±4	27.0	±5.0	
Non-Hispanic Black	21	±3	16	41	43	±7	28.0	±8.0	
Hispanic	19	±3	16	46	37	±7	26.0	±8.0	
FEMALES	40	±2	16	49	35	±3	24.0	±3.0	
Enlisted	40	±2	16	49	35	±3	24.0	±3.0	
E1 – E4	38	±3	14	52	35	±5	21.0	±5.0	
E5 – E9	42	±2	18	46	36	±3	28.0	±4.0	
Officers	44	±3	16	52	32	±5	23.0	±5.0	
O1 – O3	46	±4	15	54	30	±7	22.0	±7.0	
O4 – O6	42	±4	16	48	35	±6	25.0	±7.0	
Reserve Unit	40	±2	17	51	32	±3	25.0	±3.0	
AGR/FTS/AR	44	±4	3	37	60	±6	7.0	±6.0	
IMA	29	±5	22	47	31	±11	32.0	±13.0	
Non-Hispanic White	44	±2	16	51	34	±3	24.0	±3.0	
Total Minority	35	±3	16	48	36	±4	25.0	±5.0	
ARNG	46	±3	15	53	32	±4	22.0	±4.0	
Enlisted	45	±3	15	53	32	±5	22.0	±5.0	
Officers	56	±6	12	56	32	±9	18.0	±9.0	
USAR	40	±3	15	48	37	±5	24.0	±5.0	
Enlisted	40	±3	14	47	39	±5	23.0	±6.0	
Officers	43	±5	19	52	29	±8	27.0	±9.0	

Note. Percent responding are Reserve members who answered the question and who experienced unwanted, gender-related behavior (Q56a-p). Percentage Reporting Yes does not include those who indicated "Does not apply."

2012 Workplace and Gender Relations Survey of Reserve Component Members

61c. Continued	Percent Responding		Percentages			Max ME	Percentage Reporting Yes		
			1	2	3				
USNR	34	±5	14	51	35	±8	21.0	±11.0	
Enlisted	33	±6	14	49	38	±10	22.0	±14.0	
Officers	35	±6	15	58	27	±9	21.0	±10.0	
USMCR	46	±8	6	61	33	±12	9.0	±12.0	
Enlisted	46	±10	6	62	32	±14	9.0	±15.0	
Officers	46	±11	6	60	34	±17	9.0	±18.0	
ANG	37	±3	19	44	37	±5	30.0	±6.0	
Enlisted	36	±4	19	43	38	±6	31.0	±7.0	
Officers	43	±6	15	50	34	±8	24.0	±9.0	
USAFR	31	±4	22	43	35	±7	34.0	±8.0	
Enlisted	30	±4	23	44	33	±8	35.0	±9.0	
Officers	35	±5	17	40	42	±9	30.0	±12.0	
MALES	17	±1	16	44	40	±4	27.0	±4.0	
Enlisted	17	±2	16	43	41	±4	28.0	±5.0	
E1 - E4	15	±2	15	43	41	±7	26.0	±8.0	
E5 - E9	18	±2	17	42	41	±5	29.0	±6.0	
Officers	19	±2	15	49	37	±6	23.0	±7.0	
O1 - O3	23	±4	12	53	35	±9	18.0	±11.0	
O4 - O6	15	±3	18	44	38	±9	29.0	±11.0	
Reserve Unit	17	±2	17	45	39	±4	27.0	±4.0	
AGR/FTS/AR	18	±3	4	36	60	±8	9.0	±11.0	
IMA	13	±5	43	32	24	±19	57.0	±19.0	
Non-Hispanic White	18	±2	16	45	39	±4	27.0	±5.0	
Total Minority	16	±2	15	41	44	±6	27.0	±8.0	
ARNG	19	±2	14	46	40	±5	23.0	±6.0	
Enlisted	18	±2	14	44	42	±6	24.0	±7.0	
Officers	24	±4	13	54	33	±10	19.0	±11.0	
USAR	18	±3	13	43	44	±7	23.0	±8.0	
Enlisted	17	±3	13	43	44	±8	23.0	±10.0	
Officers	18	±4	14	41	45	±11	25.0	±15.0	
USNR	18	±4	13	37	49	±11	26.0	±15.0	
Enlisted	20	±5	13	34	53	±12	27.0	±19.0	
Officers	13	±4	17	53	31	±17	24.0	±21.0	
USMCR	19	±5	20	47	32	±15	30.0	±18.0	
Enlisted	19	±6	22	46	32	±16	32.0	±19.0	
Officers	14	±7	5	NR	34	±23	7.0	±20.0	
ANG	13	±2	24	40	36	±9	37.0	±11.0	
Enlisted	13	±3	26	41	34	±10	39.0	±12.0	
Officers	16	±5	13	37	50	±17	26.0	±22.0	
USAFR	12	±3	32	40	28	±12	44.0	±13.0	
Enlisted	12	±4	32	38	30	±15	46.0	±16.0	
Officers	14	±5	31	45	24	±18	41.0	±20.0	
USCGR	16	±3	18	50	32	±9	26.0	±9.0	
Enlisted	15	±3	17	51	32	±10	24.0	±11.0	
E1 - E4	14	±4	24	44	32	±13	35.0	±16.0	
E5 - E9	16	±4	12	55	33	±15	18.0	±15.0	
Officers	19	±3	23	48	29	±8	33.0	±9.0	
O1 - O3	19	±4	24	50	26	±11	32.0	±12.0	
O4 - O6	18	±5	26	49	26	±15	34.0	±17.0	
Females	31	±4	14	63	23	±7	18.0	±7.0	
Enlisted	31	±5	13	62	25	±8	18.0	±8.0	
Officers	30	±6	16	68	17	±11	19.0	±12.0	
Males	13	±3	20	45	35	±12	31.0	±13.0	
Enlisted	12	±4	18	46	36	±14	28.0	±16.0	
Officers	16	±3	27	38	35	±10	42.0	±13.0	

NR: Not reportable

61. Did any of the behaviors in the situation occur while you were...

d. At your civilian school?

1. Yes

2. No

3. Does not apply

	Percent Responding		Percentages			Max ME	Percentage Reporting Yes		
			1	2	3				
TOTAL DOD	21	±1	5	50	45	±3	9.0	±3.0	█
ARNG	23	±2	7	50	44	±4	12.0	±4.0	█
USAR	23	±2	3	50	48	±5	5.0	±4.0	█
USNR	22	±3	4	47	49	±8	8.0	±9.0	█
USMCR	20	±5	14	56	30	±14	20.0	±15.0	█
ANG	17	±2	2	50	48	±6	4.0	±4.0	█
USAFR	17	±3	3	55	43	±7	5.0	±6.0	█
Enlisted	21	±1	5	50	45	±3	10.0	±3.0	█
E1 – E4	19	±2	7	51	42	±5	11.0	±5.0	█
E1 – E3	15	±3	9	51	40	±9	15.0	±9.0	█
E4	22	±2	5	51	43	±6	10.0	±5.0	█
E5 – E9	22	±2	5	49	47	±4	9.0	±4.0	█
E5 – E7	22	±2	5	48	47	±4	9.0	±4.0	█
E8 – E9	20	±3	1	52	47	±8	2.0	±5.0	█
Officers	23	±2	3	51	46	±5	6.0	±4.0	█
O1 – O3	27	±3	5	54	42	±7	8.0	±7.0	█
O4 – O6	19	±3	1	48	50	±6	3.0	±6.0	█
W1 – W5	24	±5	2	52	47	±11	3.0	±15.0	█
Reserve Unit	21	±1	5	51	43	±3	10.0	±3.0	█
AGR/FTS/AR	23	±3	2	39	60	±6	4.0	±6.0	█
IMA	17	±4	6	60	35	±15	9.0	±21.0	█
Not Activated Past 12 Months	20	±1	6	49	46	±3	10.0	±3.0	█
Activated Past 12 Months	24	±2	4	54	42	±5	6.0	±4.0	█
Not Deployed Past 12 Months	21	±1	5	50	45	±3	10.0	±3.0	█
Deployed Past 12 Months	25	±3	4	52	44	±6	7.0	±7.0	█
Non-Hispanic White	21	±2	5	50	45	±3	9.0	±3.0	█
Total Minority	21	±2	5	50	46	±4	9.0	±4.0	█
Non-Hispanic Black	21	±3	4	47	49	±6	8.0	±6.0	█
Hispanic	19	±3	4	54	42	±7	7.0	±7.0	█
FEMALES	40	±2	4	56	40	±3	7.0	±2.0	█
Enlisted	40	±2	5	55	40	±3	8.0	±3.0	█
E1 – E4	38	±3	7	55	38	±5	11.0	±4.0	█
E5 – E9	42	±2	3	55	42	±3	5.0	±3.0	█
Officers	44	±3	2	58	40	±5	3.0	±3.0	█
O1 – O3	46	±4	2	62	36	±6	4.0	±5.0	█
O4 – O6	42	±4	1	53	46	±6	1.0	±3.0	█
Reserve Unit	40	±2	5	58	38	±3	7.0	±2.0	█
AGR/FTS/AR	43	±4	1	39	60	±6	2.0	±6.0	█
IMA	29	±5	1	60	39	±11	2.0	±4.0	█
Non-Hispanic White	44	±2	4	56	40	±3	6.0	±3.0	█
Total Minority	36	±3	5	55	41	±4	8.0	±4.0	█
ARNG	46	±3	6	57	37	±4	9.0	±4.0	█
Enlisted	45	±3	6	57	37	±5	10.0	±4.0	█
Officers	56	±6	1	62	37	±9	2.0	±7.0	█
USAR	40	±3	3	55	42	±5	5.0	±4.0	█
Enlisted	40	±3	3	54	43	±5	6.0	±5.0	█
Officers	43	±5	2	58	40	±8	4.0	±7.0	█

Note. Percent responding are Reserve members who answered the question and who experienced unwanted, gender-related behavior (Q56a-p). Percentage Reporting Yes does not include those who indicated "Does not apply."

2012 Workplace and Gender Relations Survey of Reserve Component Members

61d. Continued	Percent Responding		Percentages			Max ME	Percentage Reporting Yes		
			1	2	3				
USNR	34	±5	4	55	41	±8	7.0	±10.0	
Enlisted	33	±6	5	54	41	±10	8.0	±12.0	
Officers	35	±5	2	61	37	±9	3.0	±7.0	
USMCR	46	±8	3	67	30	±12	4.0	±9.0	
Enlisted	46	±10	3	69	28	±14	4.0	±11.0	
Officers	46	±11	3	57	40	±16	5.0	±19.0	
ANG	37	±3	3	53	44	±6	5.0	±5.0	
Enlisted	36	±4	3	52	44	±6	6.0	±6.0	
Officers	43	±6	0	59	41	±8	0.0	±0.0	
USAFR	32	±4	3	51	46	±7	5.0	±7.0	
Enlisted	31	±4	3	52	45	±8	6.0	±8.0	
Officers	34	±5	1	49	50	±9	2.0	±12.0	
MALES	17	±1	5	47	47	±4	10.0	±4.0	
Enlisted	17	±2	6	47	47	±4	11.0	±4.0	
E1 - E4	15	±2	7	49	45	±7	12.0	±7.0	
E5 - E9	18	±2	5	46	49	±5	10.0	±5.0	
Officers	19	±2	4	48	48	±6	7.0	±7.0	
O1 - O3	22	±4	6	49	45	±9	11.0	±12.0	
O4 - O6	15	±3	2	46	53	±9	3.0	±10.0	
Reserve Unit	17	±2	6	48	46	±4	11.0	±4.0	
AGR/FTS/AR	18	±3	2	39	59	±8	5.0	±10.0	
IMA	14	±5	9	59	32	±23	NR		
Non-Hispanic White	17	±2	6	48	47	±4	11.0	±4.0	
Total Minority	16	±2	5	46	49	±6	10.0	±7.0	
ARNG	18	±2	7	46	47	±5	13.0	±6.0	
Enlisted	18	±2	7	46	47	±6	14.0	±7.0	
Officers	24	±4	7	49	44	±10	12.0	±12.0	
USAR	17	±3	2	46	52	±7	5.0	±7.0	
Enlisted	17	±3	3	46	51	±8	6.0	±9.0	
Officers	18	±4	1	45	54	±11	3.0	±15.0	
USNR	18	±4	4	43	53	±11	8.0	±15.0	
Enlisted	20	±5	5	41	54	±12	10.0	±17.0	
Officers	13	±4	NR	54	46	±16	NR		
USMCR	18	±5	15	55	30	±15	22.0	±17.0	
Enlisted	19	±6	16	54	29	±16	23.0	±18.0	
Officers	14	±7	2	NR	NR	±12	3.0	±18.0	
ANG	13	±2	1	48	51	±9	3.0	±8.0	
Enlisted	12	±3	2	51	48	±10	3.0	±9.0	
Officers	16	±5	NR	35	65	±16	NR		
USAFR	12	±3	3	58	40	±12	4.0	±10.0	
Enlisted	12	±4	3	59	39	±14	4.0	±14.0	
Officers	14	±5	3	54	43	±18	NR		
USCGR	16	±3	2	55	43	±8	4.0	±6.0	
Enlisted	15	±3	2	55	43	±10	4.0	±7.0	
E1 - E4	14	±4	3	54	43	±13	5.0	±12.0	
E5 - E9	16	±4	2	55	43	±14	4.0	±12.0	
Officers	19	±3	1	56	43	±8	2.0	±5.0	
O1 - O3	19	±4	2	59	39	±11	3.0	±8.0	
O4 - O6	18	±5	NR	56	44	±14	NR		
Females	31	±4	2	68	30	±7	3.0	±5.0	
Enlisted	31	±5	2	69	29	±8	3.0	±6.0	
Officers	30	±6	3	65	32	±11	4.0	±10.0	
Males	13	±3	2	49	49	±11	4.0	±11.0	
Enlisted	12	±4	2	48	50	±14	5.0	±13.0	
Officers	16	±3	0	51	49	±10	NR		

NR: Not reportable

61. Did any of the behaviors in the situation occur while you were...

e. In your or someone else's quarters/home?

1. Yes

2. No

3. Does not apply

	Percent Responding		Percentages			Max ME	Percentage Reporting Yes		
			1	2	3				
TOTAL DOD	21	±1	9	52	39	±3	15.0	±3.0	■
ARNG	23	±2	10	51	39	±4	16.0	±4.0	■
USAR	23	±2	8	51	41	±5	14.0	±5.0	■
USNR	21	±3	8	46	47	±8	14.0	±9.0	■
USMCR	20	±5	24	51	25	±14	32.0	±16.0	■
ANG	17	±2	4	57	39	±6	6.0	±5.0	■
USAFR	17	±3	5	64	31	±7	8.0	±5.0	■
Enlisted	21	±1	10	51	39	±3	16.0	±3.0	■
E1 – E4	19	±2	11	51	38	±5	18.0	±5.0	■
E1 – E3	15	±3	11	51	38	±9	18.0	±9.0	■
E4	22	±3	11	51	38	±6	18.0	±6.0	■
E5 – E9	22	±2	9	51	40	±3	15.0	±4.0	■
E5 – E7	23	±2	10	50	40	±4	16.0	±4.0	■
E8 – E9	20	±3	2	58	40	±8	3.0	±6.0	■
Officers	23	±2	4	58	37	±5	7.0	±4.0	■
O1 – O3	28	±3	6	58	35	±7	10.0	±6.0	■
O4 – O6	19	±3	2	58	39	±7	4.0	±3.0	■
W1 – W5	24	±5	3	56	41	±11	5.0	±13.0	■
Reserve Unit	21	±1	9	53	38	±3	15.0	±3.0	■
AGR/FTS/AR	23	±3	5	46	49	±6	9.0	±6.0	■
IMA	17	±4	13	61	25	±14	18.0	±17.0	■
Not Activated Past 12 Months	20	±1	9	51	40	±3	15.0	±3.0	■
Activated Past 12 Months	24	±2	8	55	37	±5	13.0	±5.0	■
Not Deployed Past 12 Months	21	±1	9	52	39	±3	15.0	±3.0	■
Deployed Past 12 Months	25	±3	9	54	37	±6	14.0	±7.0	■
Non-Hispanic White	22	±2	9	54	37	±3	15.0	±3.0	■
Total Minority	21	±2	9	49	43	±4	15.0	±5.0	■
Non-Hispanic Black	21	±3	7	46	47	±6	13.0	±7.0	■
Hispanic	19	±3	10	52	38	±7	16.0	±7.0	■
FEMALES	40	±2	9	58	34	±3	13.0	±2.0	■
Enlisted	39	±2	10	56	34	±3	15.0	±3.0	■
E1 – E4	37	±3	10	56	33	±5	16.0	±4.0	■
E5 – E9	42	±2	9	56	35	±3	14.0	±3.0	■
Officers	43	±3	5	64	31	±4	7.0	±4.0	■
O1 – O3	45	±4	6	67	27	±6	8.0	±5.0	■
O4 – O6	41	±4	4	62	34	±6	7.0	±5.0	■
Reserve Unit	40	±2	9	59	32	±3	14.0	±3.0	■
AGR/FTS/AR	43	±4	5	47	48	±6	10.0	±6.0	■
IMA	29	±5	8	62	30	±10	11.0	±10.0	■
Non-Hispanic White	44	±2	8	60	32	±3	12.0	±3.0	■
Total Minority	35	±3	10	55	36	±4	15.0	±4.0	■
ARNG	46	±3	9	58	33	±4	14.0	±4.0	■
Enlisted	45	±3	10	57	33	±5	14.0	±4.0	■
Officers	56	±6	6	63	31	±9	8.0	±8.0	■
USAR	40	±3	11	55	34	±5	16.0	±5.0	■
Enlisted	39	±3	12	53	35	±5	18.0	±6.0	■
Officers	42	±5	6	64	30	±8	8.0	±7.0	■

Note. Percent responding are Reserve members who answered the question and who experienced unwanted, gender-related behavior (Q56a-p). Percentage Reporting Yes does not include those who indicated "Does not apply."

2012 Workplace and Gender Relations Survey of Reserve Component Members

61e. Continued	Percent Responding		Percentages			Max ME	Percentage Reporting Yes		
			1	2	3				
USNR	33	±5	9	56	35	±8	13.0	±9.0	
Enlisted	33	±6	10	52	38	±10	15.0	±12.0	
Officers	35	±5	6	70	24	±9	7.0	±8.0	
USMCR	45	±8	9	66	25	±12	12.0	±13.0	
Enlisted	45	±10	11	65	25	±14	14.0	±15.0	
Officers	46	±11	NR	73	27	±16	NR		
ANG	37	±3	4	60	36	±6	6.0	±5.0	
Enlisted	36	±4	4	59	37	±6	7.0	±6.0	
Officers	42	±6	2	68	30	±8	3.0	±6.0	
USAFR	31	±4	8	60	32	±7	11.0	±6.0	
Enlisted	30	±4	9	61	30	±8	13.0	±8.0	
Officers	34	±5	3	59	38	±9	5.0	±8.0	
MALES	17	±1	9	49	42	±4	16.0	±4.0	
Enlisted	17	±2	10	48	42	±4	17.0	±5.0	
E1 - E4	15	±2	12	48	40	±7	20.0	±8.0	
E5 - E9	18	±2	9	48	43	±5	16.0	±5.0	
Officers	19	±2	4	55	41	±6	7.0	±6.0	
O1 - O3	23	±4	7	54	39	±9	11.0	±10.0	
O4 - O6	15	±3	1	57	42	±9	2.0	±6.0	
Reserve Unit	17	±2	9	49	41	±4	16.0	±4.0	
AGR/FTS/AR	18	±3	4	46	50	±8	9.0	±9.0	
IMA	13	±5	17	61	22	±22	NR		
Non-Hispanic White	18	±2	10	51	39	±4	16.0	±5.0	
Total Minority	16	±2	8	45	47	±6	15.0	±8.0	
ARNG	19	±2	10	48	41	±5	18.0	±6.0	
Enlisted	18	±2	12	47	41	±6	20.0	±7.0	
Officers	24	±4	5	55	39	±10	9.0	±10.0	
USAR	18	±3	6	47	46	±7	12.0	±9.0	
Enlisted	17	±3	7	47	45	±8	13.0	±10.0	
Officers	18	±4	1	47	52	±11	3.0	±14.0	
USNR	18	±4	7	41	52	±11	15.0	±15.0	
Enlisted	20	±5	8	36	56	±12	18.0	±19.0	
Officers	12	±4	3	66	31	±17	NR		
USMCR	19	±5	26	49	25	±15	34.0	±17.0	
Enlisted	19	±6	28	48	24	±16	37.0	±18.0	
Officers	14	±7	NR	69	31	±23	NR		
ANG	13	±2	4	55	41	±9	7.0	±9.0	
Enlisted	13	±3	3	56	41	±10	5.0	±10.0	
Officers	16	±5	9	50	40	±16	16.0	±23.0	
USAFR	12	±3	3	66	30	±12	5.0	±9.0	
Enlisted	12	±4	3	65	31	±14	5.0	±12.0	
Officers	14	±5	3	70	27	±18	NR		
USCGR	16	±3	6	57	37	±9	10.0	±6.0	
Enlisted	15	±3	6	56	37	±10	10.0	±7.0	
E1 - E4	14	±4	9	49	42	±13	15.0	±15.0	
E5 - E9	16	±4	4	61	35	±14	7.0	±8.0	
Officers	19	±3	6	61	33	±8	9.0	±7.0	
O1 - O3	19	±4	8	57	35	±11	12.0	±10.0	
O4 - O6	18	±5	4	72	24	±15	5.0	±17.0	
Females	31	±4	10	66	25	±7	13.0	±7.0	
Enlisted	31	±5	11	63	26	±8	15.0	±8.0	
Officers	30	±6	6	75	19	±11	8.0	±8.0	
Males	13	±3	4	54	42	±12	8.0	±9.0	
Enlisted	12	±4	4	54	43	±14	7.0	±12.0	
Officers	16	±3	6	54	40	±10	10.0	±11.0	

















































NR: Not reportable

62. How many offender(s) were involved?

1. One person

2. More than one person

3. Not sure

	Percent Responding		Percentages			Max ME	One Offender Involved		
			1	2	3				
TOTAL DOD	20	±1	27	38	35	±3	41.0	±3.0	
ARNG	22	±2	25	39	36	±4	39.0	±5.0	
USAR	22	±2	31	36	33	±5	46.0	±6.0	
USNR	21	±3	27	39	34	±8	41.0	±9.0	
USMCR	19	±5	20	32	48	±14	38.0	±19.0	
ANG	16	±2	21	41	38	±6	34.0	±7.0	
USAFR	17	±3	31	42	27	±7	43.0	±8.0	
Enlisted	20	±1	25	38	37	±3	40.0	±4.0	
E1 – E4	19	±2	25	37	38	±5	40.0	±6.0	
E1 – E3	14	±3	24	30	46	±9	44.0	±11.0	
E4	22	±2	26	39	35	±6	39.0	±7.0	
E5 – E9	21	±2	26	39	36	±4	40.0	±4.0	
E5 – E7	21	±2	25	39	36	±4	39.0	±4.0	
E8 – E9	19	±3	35	31	34	±8	53.0	±10.0	
Officers	22	±2	32	41	27	±5	44.0	±5.0	
O1 – O3	27	±3	30	43	27	±7	41.0	±8.0	
O4 – O6	18	±2	37	37	26	±7	50.0	±7.0	
W1 – W5	22	±5	22	46	32	±12	32.0	±14.0	
Reserve Unit	20	±1	26	38	35	±3	41.0	±3.0	
AGR/FTS/AR	22	±3	28	37	35	±6	43.0	±7.0	
IMA	16	±4	33	49	18	±12	41.0	±13.0	
Not Activated Past 12 Months	19	±1	27	37	37	±3	42.0	±4.0	
Activated Past 12 Months	23	±2	26	43	31	±5	38.0	±6.0	
Not Deployed Past 12 Months	20	±1	27	38	35	±3	42.0	±3.0	
Deployed Past 12 Months	24	±3	24	41	35	±7	36.0	±7.0	
Non-Hispanic White	21	±2	27	39	34	±3	40.0	±4.0	
Total Minority	19	±2	26	36	38	±4	42.0	±5.0	
Non-Hispanic Black	19	±3	28	33	39	±7	46.0	±8.0	
Hispanic	18	±3	29	36	36	±7	45.0	±8.0	
FEMALES	39	±2	36	44	21	±3	45.0	±3.0	
Enlisted	38	±2	34	44	22	±3	44.0	±3.0	
E1 – E4	37	±3	33	42	25	±5	44.0	±5.0	
E5 – E9	40	±2	35	45	20	±4	44.0	±4.0	
Officers	42	±3	42	44	13	±5	49.0	±5.0	
O1 – O3	44	±4	44	42	14	±7	51.0	±7.0	
O4 – O6	40	±4	41	45	14	±6	47.0	±7.0	
Reserve Unit	39	±2	35	44	21	±3	45.0	±3.0	
AGR/FTS/AR	41	±4	36	43	21	±6	46.0	±6.0	
IMA	29	±5	41	44	15	±11	48.0	±11.0	
Non-Hispanic White	43	±2	36	45	20	±3	44.0	±4.0	
Total Minority	34	±3	36	42	22	±4	46.0	±5.0	
ARNG	45	±3	34	45	21	±4	43.0	±5.0	
Enlisted	44	±3	33	45	22	±5	42.0	±5.0	
Officers	53	±6	44	44	12	±9	50.0	±9.0	
USAR	39	±3	37	44	19	±5	46.0	±5.0	
Enlisted	38	±3	36	44	20	±5	45.0	±6.0	
Officers	42	±5	42	46	12	±9	48.0	±9.0	

Note. Percent responding are Reserve members who answered the question and who experienced unwanted, gender-related behavior (Q56a-p). One Offender Involved does not include those who indicated "Not sure."

2012 Workplace and Gender Relations Survey of Reserve Component Members

62. Continued	Percent Responding		Percentages			Max ME	One Offender Involved		
			1	2	3				
USNR	33	±5	39	40	21	±8	49.0	±9.0	
Enlisted	32	±6	37	41	22	±10	48.0	±11.0	
Officers	35	±5	43	37	20	±9	54.0	±10.0	
USMCR	45	±8	37	43	20	±12	46.0	±13.0	
Enlisted	46	±10	36	43	21	±14	45.0	±15.0	
Officers	45	±11	42	44	15	±17	49.0	±17.0	
ANG	35	±3	31	42	27	±6	43.0	±6.0	
Enlisted	34	±4	30	41	29	±6	42.0	±8.0	
Officers	41	±6	38	47	15	±9	45.0	±9.0	
USAFR	30	±4	39	44	18	±7	47.0	±7.0	
Enlisted	30	±4	37	44	19	±8	46.0	±9.0	
Officers	34	±5	43	43	14	±9	50.0	±10.0	
MALES	16	±1	22	35	43	±4	38.0	±5.0	
Enlisted	16	±2	21	35	45	±4	37.0	±5.0	
E1 - E4	15	±2	20	33	47	±7	38.0	±9.0	
E5 - E9	17	±2	21	36	43	±5	37.0	±6.0	
Officers	18	±2	26	39	35	±6	40.0	±8.0	
O1 - O3	22	±4	22	43	35	±10	34.0	±12.0	
O4 - O6	14	±3	34	33	33	±10	51.0	±11.0	
Reserve Unit	16	±2	21	35	43	±4	38.0	±5.0	
AGR/FTS/AR	17	±3	23	34	43	±9	40.0	±11.0	
IMA	12	±5	28	52	21	±18	35.0	±20.0	
Non-Hispanic White	17	±2	23	37	41	±4	38.0	±5.0	
Total Minority	15	±2	19	32	49	±7	38.0	±9.0	
ARNG	17	±2	21	36	43	±6	36.0	±7.0	
Enlisted	17	±2	20	36	44	±6	36.0	±8.0	
Officers	23	±4	24	39	37	±10	38.0	±12.0	
USAR	16	±3	27	30	43	±7	47.0	±10.0	
Enlisted	16	±3	26	29	45	±9	47.0	±11.0	
Officers	16	±4	29	37	34	±12	45.0	±15.0	
USNR	17	±4	21	38	40	±11	36.0	±14.0	
Enlisted	19	±5	21	35	44	±13	37.0	±17.0	
Officers	12	±4	23	53	23	±17	31.0	±20.0	
USMCR	18	±5	18	31	51	±15	37.0	±22.0	
Enlisted	19	±6	18	31	51	±17	NR		
Officers	13	±7	13	29	NR	±23	32.0	±24.0	
ANG	12	±2	14	40	46	±9	26.0	±11.0	
Enlisted	12	±3	12	41	47	±10	22.0	±13.0	
Officers	14	±5	24	36	40	±17	40.0	±22.0	
USAFR	12	±3	25	41	35	±12	38.0	±14.0	
Enlisted	11	±3	20	41	39	±15	34.0	±19.0	
Officers	13	±5	39	41	20	±19	49.0	±20.0	
USCGR	15	±3	33	32	35	±9	51.0	±10.0	
Enlisted	14	±3	32	32	36	±11	50.0	±12.0	
E1 - E4	13	±4	33	40	27	±14	45.0	±15.0	
E5 - E9	14	±4	31	27	41	±15	53.0	±17.0	
Officers	18	±3	38	32	30	±8	54.0	±10.0	
O1 - O3	19	±4	35	35	30	±11	50.0	±12.0	
O4 - O6	17	±5	41	31	28	±15	58.0	±16.0	
Females	30	±4	41	36	23	±7	53.0	±8.0	
Enlisted	30	±5	39	35	26	±9	53.0	±10.0	
Officers	28	±6	45	41	14	±12	52.0	±12.0	
Males	12	±3	29	30	40	±12	49.0	±14.0	
Enlisted	11	±3	28	31	41	±15	48.0	±18.0	
Officers	15	±3	35	28	38	±11	56.0	±13.0	

NR: Not reportable

63. What was the gender(s) of the offender(s)?

1. Male only
4. Not sure

2. Female only

3. Both male and female

	Percent Responding		Percentages				Max ME	Male Offender Involved		
			1	2	3	4				
TOTAL DOD	20	±1	51	8	22	20	±3	90.0	±2.0	
ARNG	21	±2	51	9	20	20	±4	89.0	±4.0	
USAR	22	±2	49	8	23	19	±5	90.0	±4.0	
USNR	20	±3	48	5	26	20	±8	93.0	±7.0	
USMCR	19	±5	40	2	25	34	±14	98.0	±5.0	
ANG	16	±2	56	5	22	17	±6	94.0	±4.0	
USAFR	16	±3	56	9	18	17	±7	90.0	±7.0	
Enlisted	20	±1	50	8	21	21	±3	90.0	±3.0	
E1 – E4	19	±2	50	7	20	23	±5	91.0	±4.0	
E1 – E3	14	±3	50	5	15	31	±9	93.0	±9.0	
E4	21	±2	50	7	23	20	±6	91.0	±5.0	
E5 – E9	21	±2	50	8	22	20	±4	90.0	±3.0	
E5 – E7	21	±2	50	8	23	20	±4	91.0	±3.0	
E8 – E9	19	±3	46	16	15	24	±8	80.0	±9.0	
Officers	22	±2	55	8	23	14	±5	90.0	±4.0	
O1 – O3	26	±3	54	9	24	14	±7	90.0	±6.0	
O4 – O6	18	±2	59	8	19	14	±7	91.0	±5.0	
W1 – W5	21	±5	43	9	34	15	±12	90.0	±12.0	
Reserve Unit	20	±1	51	8	22	20	±3	91.0	±2.0	
AGR/FTS/AR	22	±3	50	9	21	19	±6	89.0	±5.0	
IMA	16	±4	65	5	24	6	±13	94.0	±8.0	
Not Activated Past 12 Months	19	±1	52	8	20	20	±3	90.0	±3.0	
Activated Past 12 Months	23	±2	48	8	25	19	±5	90.0	±4.0	
Not Deployed Past 12 Months	20	±1	51	7	21	20	±3	91.0	±2.0	
Deployed Past 12 Months	23	±3	47	10	24	20	±6	88.0	±6.0	
Non-Hispanic White	21	±2	51	9	22	19	±3	89.0	±3.0	
Total Minority	19	±2	51	5	22	23	±4	94.0	±3.0	
Non-Hispanic Black	19	±3	51	5	21	23	±7	94.0	±6.0	
Hispanic	18	±3	52	6	23	20	±7	93.0	±5.0	
FEMALES	39	±2	75	2	15	8	±2	98.0	±1.0	
Enlisted	38	±2	74	2	15	9	±3	98.0	±1.0	
E1 – E4	37	±3	72	2	16	10	±4	98.0	±2.0	
E5 – E9	40	±2	76	2	15	8	±3	98.0	±1.0	
Officers	42	±3	83	1	11	5	±4	99.0	±2.0	
O1 – O3	44	±4	84	1	10	5	±5	99.0	±2.0	
O4 – O6	40	±4	84	2	10	5	±5	98.0	±3.0	
Reserve Unit	39	±2	76	2	15	8	±3	98.0	±1.0	
AGR/FTS/AR	41	±4	72	3	15	9	±6	97.0	±3.0	
IMA	28	±5	85	4	7	4	±8	96.0	±6.0	
Non-Hispanic White	43	±2	77	2	14	8	±3	98.0	±2.0	
Total Minority	34	±3	74	2	15	10	±4	98.0	±2.0	
ARNG	45	±3	76	2	14	8	±4	98.0	±2.0	
Enlisted	44	±3	76	2	14	8	±4	97.0	±2.0	
Officers	53	±6	81	2	10	8	±8	98.0	±5.0	
USAR	39	±3	75	1	16	8	±4	99.0	±2.0	
Enlisted	38	±3	72	1	17	9	±5	99.0	±2.0	
Officers	42	±5	85	0	11	4	±6	100.0	±2.0	

Note. Percent responding are Reserve members who answered the question and who experienced unwanted, gender-related behavior (Q56a-p). Male Offender Involved does not include those who indicated "Not sure."

2012 Workplace and Gender Relations Survey of Reserve Component Members

63. Continued	Percent Responding		Percentages				Max ME	Male Offender Involved		
			1	2	3	4				
USNR	32	±5	72	2	17	9	±8	98.0	±4.0	
Enlisted	32	±6	70	2	18	10	±10	98.0	±6.0	
Officers	35	±5	80	3	11	6	±8	97.0	±6.0	
USMCR	45	±8	77	2	9	12	±12	98.0	±12.0	
Enlisted	46	±10	75	2	9	13	±14	97.0	±14.0	
Officers	45	±11	86	NR	10	3	±15	NR		
ANG	35	±3	74	1	13	12	±5	98.0	±2.0	
Enlisted	34	±4	72	2	13	13	±6	98.0	±3.0	
Officers	41	±6	84	1	12	4	±7	99.0	±5.0	
USAFR	30	±4	77	2	15	6	±7	98.0	±3.0	
Enlisted	29	±4	75	1	17	7	±8	99.0	±4.0	
Officers	33	±5	84	3	9	3	±8	96.0	±5.0	
MALES	16	±1	37	11	25	26	±4	85.0	±3.0	
Enlisted	16	±2	37	11	25	28	±4	85.0	±4.0	
E1 - E4	14	±2	37	9	23	30	±7	87.0	±7.0	
E5 - E9	17	±2	37	12	26	26	±5	84.0	±4.0	
Officers	17	±2	40	12	30	19	±6	85.0	±6.0	
O1 - O3	21	±4	36	13	32	19	±10	84.0	±10.0	
O4 - O6	14	±3	46	11	25	19	±9	87.0	±9.0	
Reserve Unit	16	±2	37	11	25	27	±4	85.0	±4.0	
AGR/FTS/AR	17	±3	36	13	25	26	±8	83.0	±9.0	
IMA	12	±5	51	7	35	7	±19	93.0	±13.0	
Non-Hispanic White	17	±2	38	12	25	24	±4	84.0	±4.0	
Total Minority	15	±2	35	7	26	32	±7	89.0	±5.0	
ARNG	17	±2	39	12	23	26	±5	84.0	±5.0	
Enlisted	16	±2	38	12	22	28	±6	84.0	±6.0	
Officers	22	±4	43	11	29	17	±10	87.0	±10.0	
USAR	16	±3	31	13	29	27	±7	82.0	±8.0	
Enlisted	17	±3	33	13	27	27	±8	82.0	±9.0	
Officers	16	±4	24	15	35	26	±12	80.0	±13.0	
USNR	17	±4	37	7	30	26	±11	91.0	±11.0	
Enlisted	19	±5	34	8	30	28	±13	89.0	±13.0	
Officers	12	±4	52	3	30	15	±18	96.0	±19.0	
USMCR	18	±5	35	2	26	36	±16	97.0	±6.0	
Enlisted	19	±6	35	1	25	38	±17	98.0	±7.0	
Officers	13	±7	NR	3	NR	19	±20	96.0	±13.0	
ANG	12	±2	44	8	28	21	±9	90.0	±7.0	
Enlisted	11	±3	43	7	28	21	±10	91.0	±8.0	
Officers	14	±5	46	9	27	17	±18	89.0	±19.0	
USAFR	12	±3	38	15	20	27	±12	80.0	±13.0	
Enlisted	11	±3	37	11	21	31	±15	83.0	±17.0	
Officers	13	±5	43	25	18	14	±19	71.0	±20.0	
USCGR	15	±3	51	7	19	22	±9	91.0	±8.0	
Enlisted	14	±3	50	7	20	23	±11	91.0	±11.0	
E1 - E4	14	±4	56	6	26	12	±13	93.0	±13.0	
E5 - E9	14	±4	47	7	17	29	±16	90.0	±19.0	
Officers	18	±3	55	10	16	19	±8	87.0	±8.0	
O1 - O3	19	±4	53	10	13	24	±11	86.0	±11.0	
O4 - O6	17	±5	67	8	14	12	±15	91.0	±16.0	
Females	30	±4	75	2	13	11	±7	98.0	±4.0	
Enlisted	30	±5	72	2	15	10	±8	98.0	±5.0	
Officers	28	±6	85	NR	3	12	±11	NR		
Males	12	±3	40	10	23	27	±13	86.0	±13.0	
Enlisted	11	±3	40	9	23	28	±15	88.0	±17.0	
Officers	15	±3	40	15	22	23	±11	80.0	±11.0	

NR: Not reportable

64. What was the offender's organizational level and affiliation?

- a. Someone in your military chain of command
- b. Other military person(s) of higher rank/grade who was not in your chain of command
- c. Your military coworker(s)
- d. Your military subordinate(s)
- e. Other military person(s)
- f. DoD/DHS civilian employee(s)
- g. DoD/DHS civilian contractor(s)
- h. Person(s) in the local community
- i. Unknown person(s)

	Percent Responding		Percentages									Max ME
			a	b	c	d	e	f	g	h	i	
TOTAL DOD	21	±1	23	25	53	24	26	10	5	10	10	±3
ARNG	22	±2	23	25	53	25	26	7	4	10	11	±4
USAR	22	±2	23	24	51	23	25	9	5	8	8	±5
USNR	21	±3	28	24	51	26	29	11	4	9	8	±8
USMCR	20	±5	16	13	45	19	17	7	8	18	14	±14
ANG	17	±2	20	26	59	21	26	16	5	9	10	±6
USAFR	17	±3	23	26	54	25	28	25	6	11	10	±7
Enlisted	20	±1	23	26	53	22	26	10	4	10	11	±3
E1 – E4	19	±2	23	29	53	15	22	7	3	11	11	±5
E1 – E3	15	±3	15	21	45	8	15	5	4	10	11	±9
E4	22	±2	26	32	56	18	25	8	2	11	11	±6
E5 – E9	22	±2	24	24	52	28	28	12	5	10	11	±4
E5 – E7	22	±2	24	24	53	27	28	11	5	10	11	±4
E8 – E9	20	±3	21	19	43	31	27	16	6	9	9	±8
Officers	23	±2	19	17	51	34	26	10	6	7	7	±5
O1 – O3	27	±3	20	18	55	36	26	6	4	7	5	±7
O4 – O6	19	±3	20	17	49	33	24	14	8	7	8	±7
W1 – W5	23	±5	16	17	46	31	28	17	13	7	8	±12
Reserve Unit	21	±1	22	24	53	24	25	9	4	10	10	±3
AGR/FTS/AR	23	±3	30	27	50	23	29	11	5	6	6	±6
IMA	16	±4	19	23	44	23	30	31	14	12	15	±14
Not Activated Past 12 Months	20	±1	21	23	52	23	25	10	5	10	10	±3
Activated Past 12 Months	24	±2	28	29	54	27	26	8	5	10	10	±5
Not Deployed Past 12 Months	20	±1	21	24	52	23	24	10	4	10	10	±3
Deployed Past 12 Months	24	±3	30	28	56	31	33	11	7	9	11	±6
Non-Hispanic White	21	±2	22	24	54	26	26	10	5	10	9	±3
Total Minority	20	±2	24	25	49	21	26	10	5	10	11	±4
Non-Hispanic Black	21	±3	24	26	45	20	24	8	5	8	13	±6
Hispanic	18	±3	23	24	51	20	25	11	5	12	10	±7
FEMALES	39	±2	32	34	59	23	28	11	5	8	8	±3
Enlisted	39	±2	31	36	60	22	29	11	4	9	9	±3
E1 – E4	37	±3	31	38	58	17	26	8	3	10	9	±5
E5 – E9	41	±2	31	33	61	26	32	13	5	8	8	±3
Officers	43	±3	33	28	57	29	26	11	6	5	5	±5
O1 – O3	45	±4	32	30	59	30	26	6	4	4	5	±7
O4 – O6	41	±4	34	25	53	28	26	15	6	6	5	±6
Reserve Unit	39	±2	31	34	59	22	28	10	4	8	8	±3
AGR/FTS/AR	42	±4	36	39	59	28	32	13	6	5	7	±6
IMA	28	±5	23	26	51	25	31	30	9	11	7	±11
Non-Hispanic White	43	±2	31	34	61	24	28	10	4	8	7	±3
Total Minority	34	±3	32	35	57	21	30	11	6	9	9	±4
ARNG	45	±3	32	36	60	23	28	7	4	8	9	±4
Enlisted	44	±3	32	37	61	22	28	7	4	9	10	±5
Officers	54	±6	32	31	59	34	26	6	6	2	3	±9
USAR	39	±3	36	33	58	24	28	10	6	8	7	±5
Enlisted	39	±3	35	35	58	23	29	11	6	8	8	±5
Officers	42	±5	37	26	56	28	25	8	6	6	6	±8

Note. Percent responding are Reserve members who answered the question and who experienced unwanted, gender-related behavior (Q56a-p).

2012 Workplace and Gender Relations Survey of Reserve Component Members

64. Continued	Percent Responding		Percentages									Max ME
			a	b	c	d	e	f	g	h	i	
USNR	33	±5	31	29	56	22	25	12	3	7	3	±8
Enlisted	33	±6	30	31	58	23	26	13	1	7	2	±10
Officers	35	±5	34	21	47	20	25	10	10	7	6	±9
USMCR	45	±8	30	35	49	24	29	6	3	4	9	±12
Enlisted	46	±10	28	35	44	22	31	4	4	5	11	±14
Officers	45	±11	42	30	77	32	17	14	NR	NR	NR	±17
ANG	35	±3	26	37	60	21	32	18	3	8	8	±6
Enlisted	34	±4	25	37	61	18	32	18	3	8	8	±6
Officers	42	±6	29	33	56	32	34	16	2	6	4	±9
USAFR	30	±4	27	35	62	20	29	18	5	12	8	±7
Enlisted	30	±4	28	38	63	18	31	16	5	14	8	±8
Officers	34	±5	25	27	57	27	25	26	5	8	7	±9
MALES	17	±1	18	19	49	25	24	9	5	11	11	±4
Enlisted	16	±2	19	21	49	22	24	9	4	11	12	±4
E1 - E4	15	±2	18	23	50	14	21	6	3	11	11	±7
E5 - E9	18	±2	20	19	48	29	27	11	5	11	12	±5
Officers	18	±2	12	12	49	37	25	10	7	8	7	±6
O1 - O3	22	±4	13	11	52	38	26	6	4	8	5	±10
O4 - O6	14	±3	12	12	47	36	23	14	8	8	10	±9
Reserve Unit	17	±2	17	19	50	25	24	9	5	11	11	±4
AGR/FTS/AR	18	±3	26	19	45	20	28	9	4	6	5	±8
IMA	12	±5	17	21	40	21	29	32	18	13	21	±22
Non-Hispanic White	17	±2	18	20	51	26	25	9	5	11	10	±4
Total Minority	16	±2	18	19	44	21	23	9	4	11	12	±6
ARNG	18	±2	19	21	49	26	25	7	4	11	11	±5
Enlisted	17	±2	20	23	49	22	25	7	4	12	13	±6
Officers	24	±4	12	8	52	43	24	6	6	7	6	±10
USAR	17	±3	14	18	47	23	24	9	4	9	8	±7
Enlisted	17	±3	15	19	48	21	23	8	3	8	8	±8
Officers	17	±4	10	15	40	30	25	12	7	10	9	±12
USNR	18	±4	27	21	49	28	31	10	5	10	11	±11
Enlisted	20	±5	29	21	50	28	31	9	4	10	12	±13
Officers	12	±4	18	23	48	29	34	12	12	13	9	±18
USMCR	18	±5	14	11	44	19	16	7	8	20	15	±15
Enlisted	19	±6	15	11	43	19	16	6	9	21	15	±16
Officers	13	±7	9	6	NR	21	17	15	3	5	3	±21
ANG	12	±2	16	19	59	22	21	14	6	10	11	±9
Enlisted	12	±3	18	20	61	21	20	16	7	10	12	±10
Officers	15	±5	8	15	46	28	30	6	2	13	8	±17
USAFR	12	±3	20	19	47	29	26	30	7	11	12	±12
Enlisted	11	±4	18	19	43	24	26	31	4	14	12	±14
Officers	13	±5	25	18	58	42	25	28	14	NR	11	±19
USCGR	15	±3	19	19	46	19	15	7	2	11	7	±8
Enlisted	15	±3	18	19	46	19	15	5	1	11	7	±10
E1 - E4	14	±4	19	25	46	7	16	5	0	10	7	±12
E5 - E9	15	±4	17	15	46	26	14	4	1	12	7	±14
Officers	18	±3	24	18	45	21	15	18	6	10	9	±8
O1 - O3	19	±4	30	27	49	21	18	14	2	6	9	±11
O4 - O6	17	±5	13	2	37	21	12	24	14	13	6	±14
Females	30	±4	28	31	57	13	19	12	3	7	6	±7
Enlisted	31	±5	29	32	58	10	19	8	3	9	6	±8
Officers	29	±6	24	26	55	25	20	26	3	NR	8	±12
Males	13	±3	15	13	41	22	13	5	1	12	8	±12
Enlisted	12	±4	13	13	41	23	13	3	NR	12	8	±14
Officers	15	±3	24	13	40	19	12	14	8	14	10	±11

NR: Not reportable

64. What was the organizational affiliation of the person(s) involved? Constructed from Q64.

1. Military only

2. Both military and civilian

3. DoD Civilian only

	Percent Responding		Percentages			Max ME
			1	2	3	
TOTAL DOD	13	±1	87	10	3	±2
ARNG	13	±2	91	7	2	±3
USAR	14	±2	87	10	3	±4
USNR	13	±3	84	12	4	±8
USMCR	9	±4	96	3	2	±7
ANG	11	±2	78	19	2	±6
USAFR	11	±2	69	22	9	±8
Enlisted	12	±1	87	10	3	±3
E1 – E4	11	±2	92	7	1	±4
E1 – E3	8	±2	96	4	0	±6
E4	14	±2	90	9	1	±5
E5 – E9	13	±1	83	13	4	±3
E5 – E7	13	±1	84	12	4	±3
E8 – E9	13	±3	78	19	3	±9
Officers	16	±2	86	10	4	±4
O1 – O3	20	±3	92	6	2	±5
O4 – O6	14	±2	81	12	7	±6
W1 – W5	15	±4	70	23	7	±14
Reserve Unit	13	±1	87	10	3	±2
AGR/FTS/AR	15	±2	85	12	3	±5
IMA	11	±3	62	23	15	±14
Not Activated Past 12 Months	12	±1	86	11	3	±3
Activated Past 12 Months	15	±2	89	9	2	±4
Not Deployed Past 12 Months	12	±1	87	10	3	±2
Deployed Past 12 Months	16	±2	85	12	3	±6
Non-Hispanic White	14	±1	87	10	3	±3
Total Minority	11	±2	86	12	2	±4
Non-Hispanic Black	11	±2	87	10	3	±6
Hispanic	11	±2	86	12	2	±6
FEMALES	30	±2	87	10	3	±2
Enlisted	29	±2	88	10	2	±2
E1 – E4	27	±3	91	7	2	±4
E5 – E9	31	±2	85	12	3	±3
Officers	36	±3	85	10	5	±4
O1 – O3	38	±4	91	6	3	±4
O4 – O6	34	±4	79	14	7	±6
Reserve Unit	30	±2	88	10	3	±2
AGR/FTS/AR	33	±4	85	13	2	±5
IMA	22	±5	72	18	10	±11
Non-Hispanic White	34	±2	87	10	3	±2
Total Minority	25	±2	87	10	2	±4
ARNG	35	±3	92	7	1	±3
Enlisted	33	±3	93	7	1	±3
Officers	45	±6	89	8	3	±7
USAR	30	±3	87	9	4	±4
Enlisted	29	±3	87	10	3	±5
Officers	36	±5	88	8	4	±6

Note. Percent responding are Reserve members who answered the question and who experienced unwanted, gender-related behavior (Q56a-p). Respondents who indicated "Person(s) in the local community" and "Unknown person(s)" are set to missing.

2012 Workplace and Gender Relations Survey of Reserve Component Members

64. Continued	Percent Responding		Percentages			Max ME
			1	2	3	
USNR	27	±5	86	7	8	±8
Enlisted	26	±5	86	6	7	±11
Officers	28	±5	82	9	9	±9
USMCR	35	±8	92	7	1	±8
Enlisted	34	±9	94	6	NR	±10
Officers	45	±11	86	10	3	±15
ANG	27	±3	78	21	1	±6
Enlisted	25	±3	77	22	1	±7
Officers	35	±5	81	17	2	±8
USAFR	22	±3	80	16	4	±6
Enlisted	21	±4	82	16	2	±8
Officers	28	±5	71	18	11	±10
MALES	9	±1	86	11	3	±3
Enlisted	8	±1	86	11	3	±4
E1 - E4	8	±2	92	8	0	±7
E5 - E9	9	±2	82	13	5	±5
Officers	12	±2	86	10	4	±5
O1 - O3	15	±3	92	7	1	±8
O4 - O6	10	±2	82	11	7	±9
Reserve Unit	9	±1	87	10	3	±4
AGR/FTS/AR	11	±3	86	11	3	±8
IMA	8	±4	NR	26	19	±24
Non-Hispanic White	10	±1	87	10	3	±4
Total Minority	7	±2	84	13	2	±7
ARNG	10	±2	91	7	2	±5
Enlisted	9	±2	90	7	2	±6
Officers	16	±4	92	7	1	±8
USAR	10	±2	87	10	2	±6
Enlisted	10	±2	87	10	2	±8
Officers	10	±3	87	10	3	±11
USNR	10	±3	83	15	2	±12
Enlisted	10	±4	85	15	NR	±15
Officers	9	±4	76	16	7	±19
USMCR	8	±4	96	2	2	±8
Enlisted	8	±4	98	NR	2	±11
Officers	9	±7	NR	NR	2	±11
ANG	7	±2	79	18	3	±11
Enlisted	7	±2	77	21	2	±13
Officers	10	±4	87	NR	7	±22
USAFR	7	±2	56	28	15	±15
Enlisted	6	±3	54	32	14	±20
Officers	11	±5	61	22	17	±21
USCGR	9	±2	89	8	4	±6
Enlisted	8	±2	92	5	3	±10
E1 - E4	8	±3	92	8	NR	±10
E5 - E9	8	±3	93	3	4	±15
Officers	12	±3	75	17	8	±9
O1 - O3	12	±3	84	10	5	±11
O4 - O6	11	±4	62	24	14	±18
Females	23	±4	85	12	3	±6
Enlisted	23	±4	90	9	1	±7
Officers	23	±5	68	22	9	±13
Males	6	±2	91	4	4	±11
Enlisted	6	±3	94	2	4	±18
Officers	8	±3	81	13	7	±14

NR: Not reportable

65. As a result of the situation, did you...

a. Request a transfer?

b. Think about getting out of your Reserve component?

c. Accomplish less than you normally would at work?

d. Other?

	Percent Responding		Percentages				Max ME
			a	b	c	d	
TOTAL DOD	21	±1	6	17	15	8	±2
ARNG	22	±2	6	17	14	8	±3
USAR	22	±2	8	20	17	9	±4
USNR	21	±3	5	14	16	11	±7
USMCR	20	±5	3	18	18	7	±12
ANG	17	±2	2	13	12	7	±5
USAFR	17	±3	6	16	15	10	±6
Enlisted	20	±1	6	18	16	9	±2
E1 – E4	19	±2	6	20	17	9	±4
E1 – E3	15	±3	3	11	12	5	±6
E4	22	±2	7	24	19	10	±5
E5 – E9	22	±2	6	16	14	8	±3
E5 – E7	22	±2	6	17	15	8	±3
E8 – E9	20	±3	3	13	9	11	±6
Officers	23	±2	4	12	12	7	±3
O1 – O3	27	±3	5	13	11	7	±5
O4 – O6	19	±3	4	11	13	8	±4
W1 – W5	23	±5	2	12	11	7	±9
Reserve Unit	21	±1	5	17	15	8	±2
AGR/FTS/AR	23	±3	10	12	16	12	±4
IMA	16	±4	8	14	20	5	±14
Not Activated Past 12 Months	20	±1	5	16	14	8	±2
Activated Past 12 Months	24	±2	9	19	17	8	±4
Not Deployed Past 12 Months	20	±1	5	17	15	8	±2
Deployed Past 12 Months	24	±3	9	19	15	9	±5
Non-Hispanic White	21	±2	6	17	15	8	±3
Total Minority	20	±2	6	17	14	9	±3
Non-Hispanic Black	21	±3	7	17	14	10	±5
Hispanic	18	±3	5	19	13	9	±5
FEMALES	39	±2	9	24	19	13	±2
Enlisted	39	±2	10	25	19	13	±3
E1 – E4	37	±3	9	28	18	12	±4
E5 – E9	41	±2	10	23	20	14	±3
Officers	43	±3	7	21	19	13	±4
O1 – O3	45	±4	5	21	17	10	±6
O4 – O6	41	±4	8	20	22	15	±6
Reserve Unit	39	±2	8	25	19	12	±3
AGR/FTS/AR	42	±4	16	19	21	20	±5
IMA	28	±5	6	17	20	9	±9
Non-Hispanic White	43	±2	8	24	19	12	±3
Total Minority	34	±3	10	25	19	15	±4
ARNG	45	±3	8	25	18	13	±4
Enlisted	44	±3	8	25	17	13	±4
Officers	53	±6	8	20	21	14	±8
USAR	39	±3	14	30	23	13	±4
Enlisted	39	±3	15	32	24	14	±5
Officers	42	±5	7	23	19	12	±7

Note. Percent responding are Reserve members who answered the question and who experienced unwanted, gender-related behavior (Q56a-p).

2012 Workplace and Gender Relations Survey of Reserve Component Members

65. Continued	Percent Responding		Percentages				Max ME
			a	b	c	d	
USNR	33	±5	4	16	18	17	±8
Enlisted	32	±6	4	16	17	17	±10
Officers	35	±5	5	18	24	17	±8
USMCR	45	±8	8	23	23	13	±11
Enlisted	46	±10	9	23	23	13	±13
Officers	45	±11	3	25	20	9	±17
ANG	35	±3	5	17	14	10	±5
Enlisted	35	±4	5	16	14	9	±5
Officers	41	±6	4	19	15	12	±7
USAFR	30	±4	7	21	22	12	±6
Enlisted	29	±4	8	22	24	13	±8
Officers	34	±5	5	18	15	10	±8
MALES	17	±1	4	13	13	6	±3
Enlisted	16	±2	4	14	14	6	±3
E1 - E4	15	±2	4	16	16	7	±6
E5 - E9	18	±2	4	13	12	6	±4
Officers	18	±2	3	8	8	5	±4
O1 - O3	22	±4	4	9	9	5	±7
O4 - O6	14	±3	2	6	7	4	±6
Reserve Unit	17	±2	4	13	13	6	±3
AGR/FTS/AR	18	±3	6	8	13	8	±6
IMA	12	±5	NR	12	20	3	±23
Non-Hispanic White	17	±2	4	13	14	6	±4
Total Minority	16	±2	3	12	11	6	±5
ARNG	18	±2	5	13	12	5	±4
Enlisted	17	±2	5	14	13	6	±5
Officers	24	±4	3	9	9	5	±8
USAR	17	±3	4	13	13	6	±6
Enlisted	17	±3	4	14	14	6	±7
Officers	17	±4	3	7	8	3	±9
USNR	18	±4	6	13	16	9	±9
Enlisted	20	±5	6	14	18	9	±11
Officers	12	±4	NR	7	6	7	±17
USMCR	18	±5	3	18	18	7	±14
Enlisted	19	±6	3	19	19	7	±15
Officers	13	±7	NR	5	6	NR	±16
ANG	12	±2	1	10	11	5	±8
Enlisted	12	±3	1	11	12	5	±9
Officers	15	±5	NR	6	6	7	±15
USAFR	12	±3	4	11	9	9	±10
Enlisted	12	±4	6	12	11	9	±13
Officers	13	±5	NR	9	4	6	±17
USCGR	16	±3	3	11	15	5	±7
Enlisted	15	±3	2	11	15	6	±9
E1 - E4	14	±4	4	17	15	4	±10
E5 - E9	16	±4	2	8	14	7	±14
Officers	18	±3	5	9	16	4	±7
O1 - O3	19	±4	7	13	21	6	±10
O4 - O6	17	±5	2	2	2	NR	±6
Females	30	±4	4	16	15	6	±6
Enlisted	31	±5	3	18	15	6	±7
Officers	29	±6	5	7	17	9	±10
Males	13	±3	2	8	15	5	±11
Enlisted	12	±4	2	8	14	5	±14
Officers	15	±3	5	10	16	1	±9

NR: Not reportable

66. Did you discuss/report the situation with/to any of the following civilian individuals or organizations?

- a. Your civilian supervisor or someone else at your civilian work, including a special office responsible for handling these kinds of complaints at your civilian workplace
- b. Your academic advisor/professor at your civilian school or special office responsible for handling these kinds of complaints at your civilian school
- c. Community officials, offices, or courts (e.g., local police or harassment hotline)

	Percent Responding		Percentages			Max ME	Percentage Talked to Civilian		
			a	b	c				
TOTAL DOD	21	±1	9	3	3	±2	11.0	±2.0	■
ARNG	22	±2	9	4	4	±3	10.0	±3.0	■
USAR	22	±2	10	2	3	±3	11.0	±3.0	■
USNR	21	±3	8	3	4	±6	11.0	±7.0	■
USMCR	20	±5	10	9	3	±13	12.0	±12.0	■
ANG	16	±2	10	1	2	±4	11.0	±4.0	■
USAFR	17	±3	13	2	4	±6	14.0	±6.0	■
Enlisted	20	±1	10	4	4	±2	11.0	±2.0	■
E1 – E4	19	±2	9	5	4	±3	11.0	±4.0	■
E1 – E3	15	±3	10	6	3	±7	11.0	±7.0	■
E4	22	±2	9	4	5	±4	11.0	±4.0	■
E5 – E9	22	±2	10	3	3	±2	11.0	±2.0	■
E5 – E7	22	±2	10	4	3	±3	11.0	±3.0	■
E8 – E9	20	±3	8	0	2	±5	9.0	±5.0	■
Officers	23	±2	8	1	2	±3	10.0	±3.0	■
O1 – O3	27	±3	8	2	3	±4	10.0	±5.0	■
O4 – O6	19	±3	10	0	1	±5	10.0	±5.0	■
W1 – W5	23	±5	6	1	1	±9	7.0	±8.0	■
Reserve Unit	21	±1	9	4	3	±2	11.0	±2.0	■
AGR/FTS/AR	23	±3	9	1	2	±4	11.0	±4.0	■
IMA	16	±4	15	4	6	±19	21.0	±13.0	■
Not Activated Past 12 Months	20	±1	9	3	3	±2	10.0	±2.0	■
Activated Past 12 Months	24	±2	11	4	4	±4	12.0	±4.0	■
Not Deployed Past 12 Months	20	±1	10	4	4	±2	11.0	±2.0	■
Deployed Past 12 Months	24	±3	8	2	2	±4	9.0	±4.0	■
Non-Hispanic White	21	±2	9	3	2	±2	10.0	±2.0	■
Total Minority	20	±2	10	5	5	±3	12.0	±3.0	■
Non-Hispanic Black	21	±3	13	6	5	±5	16.0	±5.0	■
Hispanic	18	±3	11	5	6	±5	12.0	±5.0	■
FEMALES	39	±2	11	2	3	±2	12.0	±2.0	■
Enlisted	38	±2	11	2	3	±2	12.0	±2.0	■
E1 – E4	36	±3	9	2	3	±3	10.0	±3.0	■
E5 – E9	40	±2	13	2	3	±3	14.0	±3.0	■
Officers	43	±3	9	2	2	±3	10.0	±3.0	■
O1 – O3	45	±4	7	2	2	±4	9.0	±4.0	■
O4 – O6	41	±4	10	1	2	±5	11.0	±5.0	■
Reserve Unit	39	±2	10	2	3	±2	12.0	±2.0	■
AGR/FTS/AR	42	±4	13	1	3	±5	14.0	±5.0	■
IMA	28	±5	15	1	1	±10	16.0	±10.0	■
Non-Hispanic White	43	±2	9	1	2	±2	10.0	±2.0	■
Total Minority	34	±3	14	4	5	±3	15.0	±3.0	■
ARNG	45	±3	9	3	3	±3	10.0	±3.0	■
Enlisted	44	±3	9	2	3	±3	10.0	±3.0	■
Officers	53	±6	6	3	2	±6	8.0	±6.0	■
USAR	39	±3	12	2	4	±3	13.0	±3.0	■
Enlisted	39	±3	12	2	4	±4	14.0	±4.0	■
Officers	42	±5	11	2	4	±6	13.0	±6.0	■

Note. Percent responding are Reserve members who answered the question and who experienced unwanted, gender-related behavior (Q56a-p).

2012 Workplace and Gender Relations Survey of Reserve Component Members

66. Continued	Percent Responding		Percentages			Max ME	Percentage Talked to Civilian		
			a	b	c				
USNR	32	±5	7	2	3	±5	9.0	±5.0	█
Enlisted	32	±6	7	2	3	±6	9.0	±7.0	█
Officers	35	±6	7	1	6	±6	10.0	±7.0	█
USMCR	45	±8	4	1	4	±9	8.0	±8.0	█
Enlisted	46	±10	4	2	5	±10	8.0	±9.0	█
Officers	45	±11	4	NR	NR	±16	4.0	±16.0	█
ANG	35	±3	15	2	3	±5	16.0	±5.0	█
Enlisted	34	±4	17	2	3	±5	17.0	±6.0	█
Officers	41	±6	8	0	1	±6	9.0	±6.0	█
USAFR	30	±4	14	1	3	±6	14.0	±6.0	█
Enlisted	29	±4	15	1	3	±7	16.0	±7.0	█
Officers	34	±5	8	0	0	±7	8.0	±7.0	█
MALES	17	±1	9	4	3	±3	10.0	±3.0	█
Enlisted	16	±2	9	5	4	±3	10.0	±3.0	█
E1 - E4	15	±2	10	6	5	±5	11.0	±5.0	█
E5 - E9	18	±2	8	4	3	±3	9.0	±3.0	█
Officers	18	±2	8	1	2	±5	9.0	±5.0	█
O1 - O3	22	±4	8	3	3	±6	10.0	±7.0	█
O4 - O6	14	±3	9	0	1	±9	9.0	±9.0	█
Reserve Unit	17	±2	9	4	4	±3	10.0	±3.0	█
AGR/FTS/AR	18	±3	7	2	1	±6	8.0	±6.0	█
IMA	12	±5	15	NR	NR	±18	25.0	±21.0	█
Non-Hispanic White	17	±2	9	4	3	±3	10.0	±3.0	█
Total Minority	16	±2	8	6	5	±4	11.0	±5.0	█
ARNG	18	±2	9	5	4	±4	10.0	±4.0	█
Enlisted	17	±2	9	6	4	±4	10.0	±4.0	█
Officers	24	±4	7	2	3	±8	9.0	±8.0	█
USAR	17	±3	8	3	3	±5	9.0	±5.0	█
Enlisted	17	±3	7	3	4	±6	9.0	±6.0	█
Officers	17	±4	11	1	NR	±10	11.0	±10.0	█
USNR	18	±4	8	4	4	±9	12.0	±10.0	█
Enlisted	19	±5	8	5	5	±10	14.0	±12.0	█
Officers	12	±4	5	NR	NR	±14	5.0	±14.0	█
USMCR	18	±5	11	9	3	±14	12.0	±14.0	█
Enlisted	19	±6	12	10	3	±15	13.0	±15.0	█
Officers	13	±7	NR	NR	NR		NR		█
ANG	12	±2	7	1	1	±6	7.0	±6.0	█
Enlisted	12	±3	7	1	1	±7	7.0	±7.0	█
Officers	15	±5	8	NR	2	±15	8.0	±15.0	█
USAFR	12	±3	13	4	4	±11	13.0	±10.0	█
Enlisted	12	±4	13	5	6	±14	13.0	±12.0	█
Officers	13	±5	13	NR	NR	±18	13.0	±18.0	█
USCGR	15	±3	3	2	0	±6	4.0	±5.0	█
Enlisted	15	±3	3	3	0	±8	4.0	±7.0	█
E1 - E4	14	±4	2	3	0	±12	5.0	±10.0	█
E5 - E9	15	±4	4	3	0	±14	4.0	±12.0	█
Officers	18	±3	4	0	1	±5	5.0	±5.0	█
O1 - O3	19	±4	2	0	0	±7	2.0	±7.0	█
O4 - O6	17	±5	7	NR	NR	±13	7.0	±13.0	█
Females	30	±4	2	1	0	±3	2.0	±3.0	█
Enlisted	31	±5	2	1	0	±4	2.0	±4.0	█
Officers	29	±6	2	NR	NR	±5	2.0	±5.0	█
Males	12	±3	4	3	0	±9	6.0	±8.0	█
Enlisted	12	±3	4	4	NR	±11	5.0	±11.0	█
Officers	15	±3	5	0	1	±8	7.0	±8.0	█

NR: Not reportable

67. Did you discuss/report the situation with/to any of the following National Guard/Reserve/DoD/DHS individuals or organizations?

- a. Someone in your military chain of command
- b. Someone in the military chain of command of the person(s) who did it
- c. Special military office responsible for handling these kinds of complaints (e.g., Military Equal Opportunity or Civil Rights Office)
- d. Other military person or office with responsibility for follow-up

	Percent Responding		Percentages				Max ME	Percentage Talked to Military Authority		
			a	b	c	d				
TOTAL DOD	21	±1	18	13	6	7	±2	22.0	±2.0	
ARNG	22	±2	19	13	5	7	±3	22.0	±3.0	
USAR	22	±2	20	13	8	9	±4	24.0	±4.0	
USNR	20	±3	22	15	5	9	±7	26.0	±8.0	
USMCR	20	±5	5	7	2	3	±6	8.0	±6.0	
ANG	16	±2	15	10	2	5	±4	18.0	±4.0	
USAFR	16	±3	20	13	8	9	±6	24.0	±7.0	
Enlisted	20	±1	19	13	6	8	±2	22.0	±3.0	
E1 – E4	19	±2	17	12	6	7	±4	20.0	±4.0	
E1 – E3	14	±3	11	6	3	6	±5	14.0	±6.0	
E4	21	±2	20	14	7	7	±5	23.0	±5.0	
E5 – E9	21	±2	21	14	6	8	±3	24.0	±3.0	
E5 – E7	22	±2	21	14	6	7	±3	24.0	±3.0	
E8 – E9	20	±3	19	14	7	13	±7	27.0	±8.0	
Officers	23	±2	14	11	5	6	±3	19.0	±4.0	
O1 – O3	27	±3	15	11	6	5	±5	18.0	±5.0	
O4 – O6	19	±3	15	10	5	8	±5	20.0	±6.0	
W1 – W5	23	±5	11	9	3	5	±8	18.0	±9.0	
Reserve Unit	20	±1	18	12	6	7	±2	21.0	±2.0	
AGR/FTS/AR	22	±3	24	16	7	8	±5	28.0	±5.0	
IMA	16	±4	17	18	9	10	±14	24.0	±13.0	
Not Activated Past 12 Months	20	±1	16	12	5	7	±2	20.0	±2.0	
Activated Past 12 Months	24	±2	24	16	7	9	±4	27.0	±4.0	
Not Deployed Past 12 Months	20	±1	17	12	6	7	±2	21.0	±2.0	
Deployed Past 12 Months	24	±3	23	17	6	8	±6	27.0	±6.0	
Non-Hispanic White	21	±2	18	13	5	7	±3	22.0	±3.0	
Total Minority	20	±2	18	13	7	8	±3	22.0	±4.0	
Non-Hispanic Black	21	±3	17	12	8	9	±5	21.0	±5.0	
Hispanic	18	±3	20	14	8	9	±6	23.0	±6.0	
FEMALES	39	±2	26	17	8	11	±3	31.0	±3.0	
Enlisted	38	±2	28	17	8	11	±3	33.0	±3.0	
E1 – E4	36	±3	27	16	9	12	±4	32.0	±5.0	
E5 – E9	40	±2	28	18	8	11	±3	33.0	±3.0	
Officers	43	±3	21	15	8	9	±4	26.0	±4.0	
O1 – O3	45	±4	19	14	8	8	±6	24.0	±6.0	
O4 – O6	41	±4	23	15	7	10	±6	26.0	±6.0	
Reserve Unit	39	±2	26	17	8	11	±3	31.0	±3.0	
AGR/FTS/AR	42	±4	32	20	10	13	±6	37.0	±6.0	
IMA	28	±5	12	9	7	10	±9	20.0	±10.0	
Non-Hispanic White	43	±2	26	17	7	10	±3	31.0	±3.0	
Total Minority	34	±3	27	16	11	12	±4	32.0	±4.0	
ARNG	45	±3	27	18	8	11	±4	32.0	±4.0	
Enlisted	44	±3	28	18	8	12	±4	33.0	±5.0	
Officers	54	±6	25	18	8	8	±8	31.0	±8.0	
USAR	38	±3	29	18	11	12	±4	34.0	±5.0	
Enlisted	38	±3	32	20	11	13	±5	36.0	±5.0	
Officers	42	±5	18	13	10	10	±7	24.0	±7.0	

Note. Percent responding are Reserve members who answered the question and who experienced unwanted, gender-related behavior (Q56a-p).

2012 Workplace and Gender Relations Survey of Reserve Component Members

67. Continued	Percent Responding		Percentages				Max ME	Percentage Talked to Military Authority		
			a	b	c	d				
USNR	32	±5	20	14	4	8	±7	28.0	±8.0	
Enlisted	32	±6	20	14	4	8	±9	29.0	±10.0	
Officers	35	±6	21	14	5	11	±8	25.0	±9.0	
USMCR	45	±8	20	21	6	7	±11	27.0	±11.0	
Enlisted	45	±10	21	21	5	6	±13	27.0	±13.0	
Officers	43	±11	15	22	15	15	±17	28.0	±17.0	
ANG	35	±3	22	15	6	8	±5	26.0	±5.0	
Enlisted	34	±4	23	15	6	8	±6	27.0	±6.0	
Officers	41	±6	20	15	7	7	±7	23.0	±8.0	
USAFR	30	±4	25	14	9	12	±6	30.0	±7.0	
Enlisted	29	±4	27	14	10	13	±8	33.0	±8.0	
Officers	34	±5	19	13	4	7	±8	23.0	±9.0	
MALES	16	±1	14	10	4	5	±3	17.0	±3.0	
Enlisted	16	±2	15	11	5	5	±3	17.0	±3.0	
E1 - E4	15	±2	12	9	4	4	±5	13.0	±6.0	
E5 - E9	18	±2	17	12	5	7	±4	20.0	±4.0	
Officers	18	±2	11	8	4	5	±5	15.0	±5.0	
O1 - O3	22	±4	12	10	4	3	±8	15.0	±8.0	
O4 - O6	14	±3	11	8	3	7	±9	16.0	±9.0	
Reserve Unit	16	±2	13	10	4	5	±3	16.0	±3.0	
AGR/FTS/AR	18	±3	19	14	5	5	±8	22.0	±8.0	
IMA	12	±5	20	24	NR	NR	±22	26.0	±21.0	
Non-Hispanic White	17	±2	15	10	4	5	±3	17.0	±4.0	
Total Minority	16	±2	13	11	5	6	±5	16.0	±5.0	
ARNG	18	±2	15	11	4	5	±4	18.0	±4.0	
Enlisted	17	±2	15	11	4	5	±5	17.0	±5.0	
Officers	24	±4	13	11	6	6	±8	19.0	±9.0	
USAR	17	±3	14	10	6	6	±6	17.0	±6.0	
Enlisted	17	±3	15	11	7	6	±7	18.0	±7.0	
Officers	17	±4	10	6	3	4	±9	12.0	±10.0	
USNR	17	±4	22	16	5	9	±11	25.0	±11.0	
Enlisted	19	±5	26	19	6	11	±12	28.0	±13.0	
Officers	12	±4	5	2	NR	4	±19	9.0	±16.0	
USMCR	18	±5	3	5	2	3	±7	5.0	±7.0	
Enlisted	19	±6	3	5	2	3	±8	5.0	±8.0	
Officers	12	±7	6	7	NR	NR	±16	7.0	±15.0	
ANG	12	±2	10	6	0	4	±6	13.0	±7.0	
Enlisted	12	±3	10	6	0	3	±7	12.0	±7.0	
Officers	15	±5	11	8	NR	6	±16	13.0	±15.0	
USAFR	12	±3	16	12	7	7	±11	18.0	±11.0	
Enlisted	11	±3	19	13	8	9	±14	20.0	±14.0	
Officers	13	±5	7	7	3	NR	±18	10.0	±18.0	
USCGR	15	±3	15	10	2	5	±7	17.0	±7.0	
Enlisted	14	±3	15	10	2	5	±9	17.0	±9.0	
E1 - E4	13	±4	11	6	3	6	±8	13.0	±8.0	
E5 - E9	15	±4	17	12	1	4	±14	19.0	±14.0	
Officers	18	±3	14	10	1	6	±7	19.0	±7.0	
O1 - O3	19	±4	15	10	2	8	±9	20.0	±10.0	
O4 - O6	17	±5	12	13	NR	2	±14	18.0	±14.0	
Females	30	±4	18	11	4	7	±6	23.0	±7.0	
Enlisted	31	±5	18	11	3	6	±7	22.0	±8.0	
Officers	30	±6	15	9	4	11	±10	25.0	±11.0	
Males	12	±3	13	10	1	5	±11	14.0	±11.0	
Enlisted	11	±3	13	9	1	5	±14	14.0	±14.0	
Officers	15	±3	13	11	0	3	±9	15.0	±10.0	

NR: Not reportable

68. What actions were taken in response to your discussing/reporting the situation to National Guard/Reserve/DoD/DHS individuals or organizations?

- a. Your complaint was/is being investigated. b. The situation was resolved informally. c. You were encouraged to drop the complaint.
 d. Your complaint was discounted or not taken seriously. e. The situation was/is being corrected. f. Some action was/is being taken against you.

	Percent Responding		Percentages						Max ME
			a	b	c	d	e	f	
TOTAL DOD	4	±1	28	58	24	35	53	19	±5
ARNG	5	±1	26	59	22	34	55	19	±8
USAR	5	±1	35	55	23	36	51	20	±9
USNR	5	±2	23	56	35	35	41	21	±16
USMCR	1	±1	NR	NR	NR	NR	74	17	±23
ANG	3	±1	21	57	14	28	48	11	±11
USAFR	4	±2	29	64	34	41	60	24	±16
Enlisted	5	±1	30	59	25	35	54	20	±5
E1 – E4	4	±1	30	58	27	33	56	25	±10
E1 – E3	2	±1	36	61	14	18	79	17	±18
E4	5	±1	28	57	31	37	51	27	±12
E5 – E9	5	±1	29	59	23	36	52	17	±6
E5 – E7	5	±1	30	59	25	36	52	17	±7
E8 – E9	5	±2	27	58	10	30	48	12	±15
Officers	4	±1	21	54	18	35	50	15	±10
O1 – O3	5	±2	28	44	19	38	53	16	±15
O4 – O6	4	±1	14	63	19	35	47	14	±15
W1 – W5	4	±2	16	NR	11	NR	NR	13	±20
Reserve Unit	4	±1	29	58	24	35	54	19	±5
AGR/FTS/AR	6	±2	26	58	22	31	43	18	±10
IMA	4	±3	21	NR	NR	NR	NR	NR	±25
Not Activated Past 12 Months	4	±1	30	58	23	35	54	18	±6
Activated Past 12 Months	6	±2	25	58	25	34	52	21	±9
Not Deployed Past 12 Months	4	±1	29	57	25	35	53	19	±5
Deployed Past 12 Months	6	±2	25	59	21	35	54	18	±12
Non-Hispanic White	4	±1	28	59	25	36	53	18	±6
Total Minority	4	±1	28	56	21	33	53	22	±8
Non-Hispanic Black	4	±1	31	60	14	27	59	16	±12
Hispanic	4	±1	25	57	24	35	50	26	±13
FEMALES	12	±1	28	57	22	34	52	16	±5
Enlisted	12	±2	28	58	21	33	54	15	±5
E1 – E4	11	±2	29	55	18	27	56	15	±8
E5 – E9	13	±2	28	61	24	38	51	15	±6
Officers	11	±2	25	51	27	36	45	19	±8
O1 – O3	11	±3	28	52	22	32	59	13	±12
O4 – O6	11	±3	22	47	34	46	27	24	±12
Reserve Unit	12	±1	28	58	22	33	54	14	±5
AGR/FTS/AR	15	±3	31	54	22	36	45	25	±9
IMA	6	±3	NR	NR	NR	58	NR	NR	±22
Non-Hispanic White	13	±2	26	57	23	35	51	14	±6
Total Minority	11	±2	30	58	20	32	54	19	±7
ARNG	15	±2	24	60	18	28	58	14	±7
Enlisted	14	±2	24	61	16	27	59	13	±8
Officers	17	±5	24	58	33	34	48	27	±15
USAR	13	±2	32	52	25	37	48	19	±8
Enlisted	14	±3	31	53	25	37	48	20	±9
Officers	10	±3	35	43	22	36	44	13	±16

Note. Percent responding are Reserve members who answered the question; who experienced unwanted, gender-related behavior (Q56a-p); and who discussed/reported the situation to a military authority (Q67).

NR: Not reportable

2012 Workplace and Gender Relations Survey of Reserve Component Members

68. Continued	Percent Responding		Percentages						Max ME
			a	b	c	d	e	f	
USNR	9	±3	27	61	22	37	38	11	±16
Enlisted	9	±4	29	65	20	36	37	10	±22
Officers	9	±3	21	45	31	40	41	20	±19
USMCR	12	±5	27	63	31	45	42	26	±22
Enlisted	12	±6	25	NR	NR	NR	NR	19	±25
Officers	12	±7	NR	NR	NR	NR	NR	NR	
ANG	9	±2	26	58	18	34	52	12	±11
Enlisted	9	±2	27	59	17	33	54	13	±12
Officers	10	±3	16	50	25	42	42	8	±16
USAFR	9	±3	32	60	31	41	57	15	±13
Enlisted	9	±3	37	61	34	42	59	15	±15
Officers	8	±3	10	57	21	32	47	14	±19
MALES	3	±1	29	59	26	36	54	23	±8
Enlisted	3	±1	31	59	29	36	54	25	±9
E1 - E4	2	±1	31	62	40	42	56	39	±19
E5 - E9	3	±1	30	57	23	34	52	18	±10
Officers	3	±1	17	56	10	33	53	11	±17
O1 - O3	3	±2	NR	NR	NR	NR	NR	NR	
O4 - O6	2	±2	NR	79	NR	26	NR	NR	±25
Reserve Unit	3	±1	30	58	26	37	55	24	±9
AGR/FTS/AR	4	±2	21	62	22	26	41	10	±18
IMA	3	±3	NR	NR	NR	NR	NR	NR	
Non-Hispanic White	3	±1	30	61	27	36	55	21	±10
Total Minority	3	±1	26	53	23	35	51	25	±15
ARNG	3	±1	28	57	24	38	53	22	±13
Enlisted	3	±1	31	59	28	40	54	24	±15
Officers	4	±2	17	NR	NR	33	NR	15	±24
USAR	3	±1	39	61	21	35	56	22	±18
Enlisted	3	±2	40	61	21	36	55	25	±19
Officers	2	±2	NR	NR	NR	NR	NR	NR	
USNR	4	±2	20	NR	NR	34	42	26	±23
Enlisted	5	±3	22	NR	NR	NR	NR	28	±23
Officers	1	±2	NR	NR	NR	NR	NR	NR	
USMCR	1	±1	NR	NR	NR	NR	93	NR	±21
Enlisted	1	±1	NR	NR	NR	NR	NR	NR	
Officers	1	±2	NR	NR	NR	NR	NR	NR	
ANG	2	±1	13	57	9	20	NR	9	±22
Enlisted	1	±1	NR	NR	NR	15	NR	NR	±24
Officers	2	±2	NR	NR	NR	NR	NR	NR	
USAFR	2	±2	NR	NR	NR	NR	NR	NR	
Enlisted	2	±2	NR	NR	NR	NR	NR	NR	
Officers	1	±2	NR	NR	NR	NR	NR	NR	
USCGR	3	±1	34	59	23	31	48	15	±22
Enlisted	2	±2	NR	NR	NR	NR	NR	16	±16
E1 - E4	2	±1	NR	NR	NR	NR	NR	NR	
E5 - E9	3	±2	NR	NR	NR	NR	NR	8	±14
Officers	3	±2	14	69	15	20	47	9	±20
O1 - O3	4	±2	12	63	20	20	33	NR	±25
O4 - O6	3	±3	NR	NR	NR	NR	NR	NR	
Females	7	±2	23	56	15	29	36	18	±14
Enlisted	7	±3	25	49	17	32	32	22	±18
Officers	7	±4	NR	80	8	18	NR	8	±23
Males	2	±2	NR	NR	NR	NR	NR	12	±22
Enlisted	2	±2	NR	NR	NR	NR	NR	NR	
Officers	2	±2	NR	NR	NR	NR	NR	NR	

NR: Not reportable

69. What actions were taken in response to your discussing/reporting the situation to National Guard/Reserve/DoD/DHS individuals or organizations?

a. Person(s) who bothered you was/were talked to about the behavior.

1. Yes

2. No

3. Don't know

	Percent Responding		Percentages			Max ME	Percentage Reporting Yes
			1	2	3		
TOTAL DOD	4	±1	50	17	34	±5	
ARNG	5	±1	51	17	32	±8	
USAR	5	±1	47	16	37	±8	
USNR	5	±2	55	16	29	±15	
USMCR	1	±1	NR	23	NR	±24	
ANG	3	±1	49	19	32	±11	
USAFR	4	±2	46	14	40	±15	
Enlisted	4	±1	51	16	33	±5	
E1 - E4	4	±1	51	21	28	±9	
E1 - E3	2	±1	54	21	26	±18	
E4	5	±1	50	21	29	±11	
E5 - E9	5	±1	50	13	37	±6	
E5 - E7	5	±1	50	13	37	±7	
E8 - E9	5	±2	52	12	37	±15	
Officers	4	±1	44	19	37	±10	
O1 - O3	5	±2	38	20	43	±14	
O4 - O6	4	±1	48	20	32	±15	
W1 - W5	4	±2	NR	15	29	±24	
Reserve Unit	4	±1	50	17	33	±5	
AGR/FTS/AR	6	±2	47	17	36	±10	
IMA	4	±3	NR	16	NR	±18	
Not Activated Past 12 Months	4	±1	49	15	36	±6	
Activated Past 12 Months	6	±2	51	19	29	±9	
Not Deployed Past 12 Months	4	±1	49	16	35	±5	
Deployed Past 12 Months	6	±2	52	19	29	±11	
Non-Hispanic White	4	±1	50	17	33	±6	
Total Minority	4	±1	49	16	35	±8	
Non-Hispanic Black	4	±1	54	15	31	±12	
Hispanic	4	±1	43	17	40	±12	
FEMALES	12	±1	51	19	31	±5	
Enlisted	12	±2	52	18	30	±5	
E1 - E4	11	±2	55	21	24	±8	
E5 - E9	13	±2	49	17	34	±6	
Officers	11	±2	42	21	37	±8	
O1 - O3	11	±3	47	23	30	±12	
O4 - O6	11	±3	34	19	47	±12	
Reserve Unit	12	±1	52	18	30	±5	
AGR/FTS/AR	15	±3	42	21	36	±10	
IMA	6	±3	NR	NR	14	±19	
Non-Hispanic White	13	±2	51	20	29	±6	
Total Minority	11	±2	49	17	34	±7	
ARNG	15	±2	58	18	24	±7	
Enlisted	14	±2	60	17	22	±8	
Officers	17	±5	43	19	38	±15	
USAR	13	±2	46	18	37	±8	
Enlisted	14	±3	46	17	36	±9	
Officers	10	±3	43	19	39	±15	

Note. Percent responding are Reserve members who answered the question: who experienced unwanted, gender-related behavior (Q56a-p); and who discussed/reported the situation to a military authority (Q67).

NR: Not reportable

2012 Workplace and Gender Relations Survey of Reserve Component Members

69a. Continued	Percent Responding		Percentages			Max ME	Percentage Reporting Yes
			1	2	3		
USNR	9	±3	51	20	29	±15	
Enlisted	9	±4	54	17	29	±18	
Officers	9	±3	38	33	28	±18	
USMCR	12	±5	28	35	37	±22	
Enlisted	12	±6	26	NR	NR	±25	
Officers	12	±7	NR	NR	NR		
ANG	9	±2	44	24	32	±11	
Enlisted	9	±2	45	24	31	±12	
Officers	9	±3	37	24	38	±16	
USAFR	9	±3	42	20	37	±13	
Enlisted	9	±3	42	20	38	±15	
Officers	8	±3	43	22	35	±21	
MALES	3	±1	49	15	37	±8	
Enlisted	3	±1	49	14	37	±9	
E1 - E4	2	±1	45	21	34	±19	
E5 - E9	3	±1	51	10	39	±10	
Officers	3	±1	45	18	37	±17	
O1 - O3	3	±2	28	NR	NR	±23	
O4 - O6	2	±2	NR	21	18	±24	
Reserve Unit	3	±1	48	15	37	±9	
AGR/FTS/AR	4	±2	52	12	37	±18	
IMA	3	±3	NR	NR	NR		
Non-Hispanic White	3	±1	49	14	37	±10	
Total Minority	3	±1	48	15	36	±14	
ARNG	3	±1	45	16	39	±12	
Enlisted	3	±1	47	17	37	±14	
Officers	4	±2	38	15	NR	±23	
USAR	3	±1	48	14	38	±16	
Enlisted	3	±2	47	12	41	±18	
Officers	2	±2	NR	NR	NR		
USNR	4	±2	NR	15	29	±23	
Enlisted	5	±3	NR	15	27	±24	
Officers	1	±2	NR	NR	NR		
USMCR	1	±1	NR	NR	NR		
Enlisted	1	±1	NR	NR	NR		
Officers	1	±2	NR	NR	NR		
ANG	2	±1	NR	13	32	±23	
Enlisted	1	±1	NR	NR	NR		
Officers	2	±2	NR	NR	NR		
USAFR	2	±2	NR	NR	NR		
Enlisted	2	±2	NR	NR	NR		
Officers	1	±2	NR	NR	NR		
USCGR	3	±1	40	24	36	±20	
Enlisted	2	±2	NR	NR	NR		
E1 - E4	2	±1	32	7	NR	±23	
E5 - E9	3	±2	NR	NR	NR		
Officers	3	±2	29	34	38	±19	
O1 - O3	4	±2	24	35	NR	±22	
O4 - O6	3	±3	NR	NR	NR		
Females	7	±2	45	21	35	±14	
Enlisted	7	±3	49	15	36	±17	
Officers	7	±4	30	40	30	±23	
Males	2	±2	NR	NR	NR		
Enlisted	2	±2	NR	NR	NR		
Officers	2	±2	NR	NR	NR		

NR: Not reportable

69. What actions were taken in response to your discussing/reporting the situation to National Guard/Reserve/DoD/DHS individuals or organizations?

b. The rules on harassment were explained to everyone in the unit/office/place where the problem had occurred.

1. Yes

2. No

3. Don't know

	Percent Responding		Percentages			Max ME	Percentage Reporting Yes
			1	2	3		
TOTAL DOD	4	±1	50	24	26	±5	
ARNG	5	±1	53	22	25	±7	
USAR	5	±1	47	25	28	±8	
USNR	5	±2	58	21	22	±15	
USMCR	1	±1	NR	26	NR	±23	
ANG	3	±1	44	26	30	±12	
USAFR	4	±2	44	28	28	±16	
Enlisted	5	±1	53	21	25	±5	
E1 - E4	4	±1	58	19	22	±9	
E1 - E3	2	±1	55	20	24	±17	
E4	5	±1	59	19	22	±10	
E5 - E9	5	±1	50	23	27	±6	
E5 - E7	5	±1	50	23	27	±7	
E8 - E9	5	±2	51	24	26	±15	
Officers	4	±1	31	37	32	±11	
O1 - O3	5	±2	28	34	38	±15	
O4 - O6	4	±1	34	41	25	±18	
W1 - W5	4	±2	33	31	NR	±24	
Reserve Unit	4	±1	51	24	25	±5	
AGR/FTS/AR	6	±2	46	23	31	±10	
IMA	4	±3	NR	NR	NR		
Not Activated Past 12 Months	4	±1	48	23	29	±6	
Activated Past 12 Months	6	±2	54	26	20	±9	
Not Deployed Past 12 Months	4	±1	49	23	28	±5	
Deployed Past 12 Months	6	±2	55	26	20	±11	
Non-Hispanic White	4	±1	49	25	26	±6	
Total Minority	4	±1	52	21	28	±8	
Non-Hispanic Black	4	±1	57	16	27	±12	
Hispanic	4	±1	53	18	29	±12	
FEMALES	12	±1	47	29	24	±5	
Enlisted	12	±2	49	27	23	±5	
E1 - E4	11	±2	54	23	22	±8	
E5 - E9	13	±2	45	31	24	±6	
Officers	11	±2	34	40	27	±8	
O1 - O3	11	±3	38	39	23	±12	
O4 - O6	11	±3	31	41	28	±12	
Reserve Unit	12	±1	49	28	23	±5	
AGR/FTS/AR	15	±3	40	32	28	±10	
IMA	6	±3	11	76	13	±19	
Non-Hispanic White	13	±2	46	33	21	±6	
Total Minority	11	±2	49	24	27	±7	
ARNG	15	±2	54	25	21	±7	
Enlisted	14	±2	56	23	21	±8	
Officers	17	±5	38	40	22	±15	
USAR	13	±2	47	28	25	±8	
Enlisted	14	±3	49	26	25	±8	
Officers	10	±3	31	39	30	±15	

Note. Percent responding are Reserve members who answered the question: who experienced unwanted, gender-related behavior (Q56a-p); and who discussed/reported the situation to a military authority (Q67).

NR: Not reportable

2012 Workplace and Gender Relations Survey of Reserve Component Members

69b. Continued	Percent Responding		Percentages			Max ME	Percentage Reporting Yes
			1	2	3		
USNR	9	±3	43	33	23	±16	
Enlisted	9	±4	49	31	20	±19	
Officers	9	±3	19	42	39	±18	
USMCR	12	±5	25	44	31	±23	
Enlisted	12	±6	NR	NR	31	±24	
Officers	12	±7	NR	NR	NR		
ANG	9	±2	35	35	31	±11	
Enlisted	9	±2	35	35	30	±12	
Officers	10	±3	31	34	35	±17	
USAFR	9	±3	36	41	23	±13	
Enlisted	9	±3	35	40	25	±16	
Officers	8	±3	43	43	14	±20	
MALES	3	±1	53	18	29	±8	
Enlisted	3	±1	57	16	27	±9	
E1 - E4	2	±1	64	14	23	±19	
E5 - E9	3	±1	54	17	29	±10	
Officers	3	±1	28	34	37	±18	
O1 - O3	3	±2	19	30	NR	±24	
O4 - O6	2	±2	NR	NR	NR		
Reserve Unit	3	±1	53	19	28	±9	
AGR/FTS/AR	4	±2	52	13	35	±19	
IMA	3	±3	NR	NR	NR		
Non-Hispanic White	3	±1	52	19	29	±10	
Total Minority	3	±1	55	17	28	±14	
ARNG	3	±1	52	20	28	±12	
Enlisted	3	±1	60	18	22	±14	
Officers	4	±2	14	28	58	±21	
USAR	3	±1	48	21	31	±17	
Enlisted	3	±2	48	18	34	±18	
Officers	2	±2	NR	NR	NR		
USNR	4	±2	65	14	21	±23	
Enlisted	5	±3	NR	15	22	±24	
Officers	1	±2	NR	NR	NR		
USMCR	1	±1	NR	NR	NR		
Enlisted	1	±1	NR	NR	NR		
Officers	1	±2	NR	NR	NR		
ANG	2	±1	NR	15	29	±23	
Enlisted	1	±1	NR	NR	NR		
Officers	2	±2	NR	NR	NR		
USAFR	2	±2	NR	9	NR	±23	
Enlisted	2	±2	NR	NR	NR		
Officers	1	±2	NR	NR	NR		
USCGR	3	±1	41	26	33	±21	
Enlisted	2	±2	NR	20	NR	±17	
E1 - E4	2	±1	25	25	NR	±23	
E5 - E9	3	±2	NR	18	NR	±22	
Officers	3	±2	33	48	19	±20	
O1 - O3	4	±2	18	NR	29	±23	
O4 - O6	3	±3	NR	NR	NR		
Females	7	±2	22	42	36	±15	
Enlisted	7	±3	25	37	38	±18	
Officers	7	±4	12	NR	30	±24	
Males	2	±2	NR	14	NR	±20	
Enlisted	2	±2	NR	NR	NR		
Officers	2	±2	NR	NR	NR		

NR: Not reportable

69. What actions were taken in response to your discussing/reporting the situation to National Guard/Reserve/DoD/DHS individuals or organizations?

c. Some action was/is being taken against the person(s) who bothered you.

1. Yes

2. No

3. Don't know

	Percent Responding		Percentages			Max ME	Percentage Reporting Yes
			1	2	3		
TOTAL DOD	4	±1	19	41	41	±5	
ARNG	5	±1	21	38	41	±8	
USAR	5	±1	16	38	45	±9	
USNR	5	±2	19	52	29	±16	
USMCR	1	±1	NR	31	NR	±24	
ANG	3	±1	15	38	46	±11	
USAFR	4	±2	13	58	29	±16	
Enlisted	4	±1	20	40	40	±5	
E1 - E4	4	±1	26	34	40	±9	
E1 - E3	2	±1	32	30	38	±19	
E4	5	±1	24	35	41	±11	
E5 - E9	5	±1	16	44	40	±6	
E5 - E7	5	±1	15	45	40	±7	
E8 - E9	5	±2	23	33	44	±15	
Officers	4	±1	13	43	44	±10	
O1 - O3	5	±2	14	42	44	±14	
O4 - O6	4	±1	13	46	41	±16	
W1 - W5	4	±2	NR	NR	NR		
Reserve Unit	4	±1	19	40	40	±5	
AGR/FTS/AR	6	±2	16	39	45	±10	
IMA	4	±3	3	NR	NR	±14	
Not Activated Past 12 Months	4	±1	20	40	41	±6	
Activated Past 12 Months	6	±2	17	43	41	±9	
Not Deployed Past 12 Months	4	±1	19	39	42	±5	
Deployed Past 12 Months	6	±2	18	46	36	±11	
Non-Hispanic White	4	±1	21	39	40	±6	
Total Minority	4	±1	14	43	42	±8	
Non-Hispanic Black	4	±1	15	39	46	±12	
Hispanic	4	±1	16	40	44	±13	
FEMALES	12	±1	20	46	35	±5	
Enlisted	12	±2	21	45	35	±5	
E1 - E4	11	±2	26	40	34	±8	
E5 - E9	13	±2	16	49	35	±6	
Officers	11	±2	13	52	35	±8	
O1 - O3	11	±3	18	50	32	±12	
O4 - O6	10	±3	9	56	35	±12	
Reserve Unit	12	±1	20	46	34	±5	
AGR/FTS/AR	15	±3	16	43	41	±10	
IMA	5	±3	NR	77	23	±20	
Non-Hispanic White	13	±2	19	48	33	±6	
Total Minority	10	±2	21	42	37	±7	
ARNG	14	±2	23	43	34	±7	
Enlisted	14	±2	25	42	33	±8	
Officers	16	±5	10	53	37	±15	
USAR	13	±2	21	42	37	±8	
Enlisted	13	±3	21	42	37	±9	
Officers	10	±3	20	42	38	±16	

Note. Percent responding are Reserve members who answered the question; who experienced unwanted, gender-related behavior (Q56a-p); and who discussed/reported the situation to a military authority (Q67).

NR: Not reportable

2012 Workplace and Gender Relations Survey of Reserve Component Members

69c. Continued	Percent Responding		Percentages			Max ME	Percentage Reporting Yes
			1	2	3		
USNR	9	±3	19	49	31	±18	■
Enlisted	9	±4	21	44	35	±22	■
Officers	9	±3	11	71	18	±18	■
USMCR	12	±5	NR	53	47	±20	
Enlisted	12	±6	NR	NR	NR		
Officers	11	±7	NR	NR	NR		
ANG	9	±2	10	48	42	±11	■
Enlisted	9	±2	9	48	43	±12	■
Officers	9	±3	12	48	41	±16	■
USAFR	9	±3	13	64	23	±13	■
Enlisted	9	±3	15	64	21	±15	■
Officers	8	±3	3	66	31	±21	■
MALES	3	±1	18	36	47	±8	■
Enlisted	3	±1	18	36	46	±9	■
E1 - E4	2	±1	25	26	49	±19	■
E5 - E9	3	±1	15	40	45	±10	■
Officers	3	±1	14	36	51	±16	■
O1 - O3	3	±2	11	NR	NR	±20	■
O4 - O6	2	±2	16	NR	NR	±23	■
Reserve Unit	3	±1	18	36	46	±9	■
AGR/FTS/AR	4	±2	16	35	49	±19	■
IMA	3	±3	NR	NR	NR		
Non-Hispanic White	3	±1	22	32	46	±10	■
Total Minority	3	±1	6	45	49	±14	■
ARNG	3	±1	20	33	47	±12	■
Enlisted	3	±1	23	33	44	±14	■
Officers	4	±2	10	32	59	±22	■
USAR	3	±1	10	34	56	±16	■
Enlisted	3	±2	8	33	59	±19	■
Officers	2	±2	NR	NR	NR		
USNR	4	±2	19	NR	27	±24	■
Enlisted	5	±3	NR	NR	26	±24	
Officers	1	±2	NR	NR	NR		
USMCR	1	±1	NR	NR	NR		
Enlisted	1	±1	NR	NR	NR		
Officers	1	±2	NR	NR	NR		
ANG	1	±1	23	25	NR	±24	■
Enlisted	1	±1	NR	NR	NR		
Officers	2	±2	NR	NR	NR		
USAFR	2	±2	NR	NR	NR		
Enlisted	2	±2	NR	NR	NR		
Officers	1	±2	NR	NR	NR		
USCGR	3	±1	16	40	45	±22	■
Enlisted	2	±2	NR	37	NR	±23	■
E1 - E4	2	±1	14	32	NR	±23	■
E5 - E9	3	±2	NR	NR	NR		
Officers	3	±2	12	49	39	±20	■
O1 - O3	4	±2	NR	NR	NR		
O4 - O6	3	±3	NR	NR	NR		
Females	7	±2	10	52	38	±14	■
Enlisted	7	±3	13	52	35	±17	■
Officers	7	±4	NR	NR	NR		
Males	2	±2	NR	NR	NR		
Enlisted	2	±2	NR	NR	NR		
Officers	2	±2	NR	NR	NR		

NR: Not reportable

70. How satisfied were/are you with the following aspects of the reporting process?

a. Availability of information about how to file a complaint

1. Very dissatisfied
4. Satisfied

2. Dissatisfied
5. Very satisfied

3. Neither satisfied nor dissatisfied

	Percent Responding		Percentages					Max ME	Average Satisfaction		
			1	2	3	4	5				
TOTAL DOD	4	±1	7	10	29	30	25	±5	3.5	±0.1	
ARNG	5	±1	7	11	25	28	29	±7	3.6	±0.2	
USAR	5	±1	8	11	31	30	20	±9	3.4	±0.2	
USNR	5	±2	9	6	27	31	27	±16	3.6	±0.4	
USMCR	1	±1	5	NR	NR	NR	NR	±10	3.3	±0.5	
ANG	3	±1	3	8	34	41	15	±12	3.6	±0.2	
USAFR	4	±2	6	5	42	23	24	±15	3.6	±0.3	
Enlisted	4	±1	7	10	29	30	24	±5	3.5	±0.2	
E1 – E4	4	±1	8	9	25	32	26	±9	3.6	±0.2	
E1 – E3	2	±1	8	13	22	35	23	±19	3.5	±0.4	
E4	5	±1	8	8	25	32	27	±11	3.6	±0.3	
E5 – E9	5	±1	7	10	32	28	23	±6	3.5	±0.2	
E5 – E7	5	±1	7	11	31	28	22	±7	3.5	±0.2	
E8 – E9	5	±2	3	1	35	30	31	±15	3.9	±0.3	
Officers	4	±1	5	10	31	28	26	±10	3.6	±0.2	
O1 – O3	5	±2	6	12	31	24	28	±16	3.6	±0.4	
O4 – O6	4	±1	6	9	35	27	23	±16	3.5	±0.3	
W1 – W5	4	±2	2	NR	17	NR	29	±24	4.0	±0.4	
Reserve Unit	4	±1	7	10	29	29	25	±5	3.5	±0.2	
AGR/FTS/AR	6	±2	7	8	28	35	23	±11	3.6	±0.3	
IMA	4	±3	6	7	NR	NR	16	±24	3.5	±0.5	
Not Activated Past 12 Months	4	±1	6	11	32	28	23	±5	3.5	±0.2	
Activated Past 12 Months	6	±2	9	8	24	32	27	±9	3.6	±0.2	
Not Deployed Past 12 Months	4	±1	7	9	31	30	23	±5	3.5	±0.2	
Deployed Past 12 Months	6	±2	6	14	22	28	30	±12	3.6	±0.3	
Non-Hispanic White	4	±1	7	10	29	29	25	±6	3.5	±0.2	
Total Minority	4	±1	6	10	30	31	24	±8	3.6	±0.2	
Non-Hispanic Black	4	±1	8	10	27	31	24	±13	3.5	±0.3	
Hispanic	4	±1	4	13	36	24	23	±13	3.5	±0.3	
FEMALES	12	±1	9	11	28	29	23	±4	3.5	±0.1	
Enlisted	12	±2	9	12	28	28	23	±5	3.4	±0.2	
E1 – E4	11	±2	11	12	26	28	23	±8	3.4	±0.2	
E5 – E9	13	±2	7	12	29	29	23	±6	3.5	±0.2	
Officers	11	±2	8	7	30	32	23	±8	3.5	±0.2	
O1 – O3	11	±3	6	4	28	35	27	±13	3.7	±0.3	
O4 – O6	11	±3	12	13	31	26	18	±12	3.2	±0.3	
Reserve Unit	12	±1	8	12	29	28	23	±5	3.5	±0.2	
AGR/FTS/AR	15	±3	13	5	26	37	19	±10	3.4	±0.3	
IMA	5	±3	NR	20	26	10	24	±24	3.0	±0.7	
Non-Hispanic White	13	±2	9	11	28	30	22	±5	3.5	±0.2	
Total Minority	11	±2	9	12	29	27	24	±7	3.4	±0.2	
ARNG	14	±2	10	11	20	31	28	±7	3.6	±0.2	
Enlisted	14	±2	11	11	19	30	28	±8	3.5	±0.2	
Officers	16	±5	5	6	24	36	29	±15	3.8	±0.4	
USAR	13	±2	10	13	36	24	18	±8	3.3	±0.2	
Enlisted	13	±3	9	14	36	23	18	±9	3.3	±0.2	
Officers	10	±3	12	9	35	25	19	±16	3.3	±0.4	

Note. Percent responding are Reserve members who answered the question; who experienced unwanted, gender-related behavior (Q56a-p); and who discussed/reported the situation to a military authority (Q67).

NR: Not reportable

2012 Workplace and Gender Relations Survey of Reserve Component Members

70a. Continued	Percent Responding		Percentages					Max ME	Average Satisfaction		
			1	2	3	4	5				
USNR	9	±3	8	5	34	24	29	±16	3.6	±0.4	
Enlisted	9	±4	6	4	36	23	31	±19	3.7	±0.5	
Officers	8	±3	16	11	23	28	22	±19	3.3	±0.5	
USMCR	12	±5	14	10	46	17	NR	±23	3.1	±0.5	
Enlisted	12	±6	NR	9	NR	NR	NR	±14	3.1	±0.6	
Officers	12	±7	NR	NR	NR	NR	NR		NR		
ANG	9	±2	5	14	30	35	15	±11	3.4	±0.3	
Enlisted	9	±2	4	16	28	36	16	±12	3.4	±0.3	
Officers	10	±3	5	5	45	30	15	±17	3.4	±0.4	
USAFR	9	±3	5	8	30	35	21	±13	3.6	±0.3	
Enlisted	9	±3	5	9	31	34	20	±15	3.6	±0.3	
Officers	8	±3	3	7	26	42	21	±20	3.7	±0.4	
MALES	3	±1	5	8	30	30	26	±8	3.6	±0.2	
Enlisted	3	±1	5	8	30	32	26	±9	3.6	±0.2	
E1 - E4	2	±1	3	6	22	39	31	±20	3.9	±0.4	
E5 - E9	3	±1	6	9	34	28	23	±10	3.5	±0.3	
Officers	3	±1	3	13	32	24	29	±18	3.6	±0.4	
O1 - O3	3	±2	NR	NR	NR	14	28	±24	3.4	±0.6	
O4 - O6	2	±2	NR	NR	NR	29	27	±24	3.8	±0.5	
Reserve Unit	3	±1	6	8	30	30	26	±9	3.6	±0.2	
AGR/FTS/AR	4	±2	NR	10	30	32	27	±20	3.8	±0.4	
IMA	3	±3	NR	NR	NR	NR	NR		NR		
Non-Hispanic White	3	±1	6	9	30	28	27	±10	3.6	±0.3	
Total Minority	3	±1	3	7	31	36	23	±15	3.7	±0.3	
ARNG	3	±1	4	11	29	27	29	±12	3.7	±0.3	
Enlisted	3	±1	5	9	26	27	32	±14	3.7	±0.4	
Officers	4	±2	NR	17	NR	22	16	±23	3.4	±0.4	
USAR	3	±1	5	9	25	37	24	±17	3.7	±0.4	
Enlisted	3	±2	4	9	27	41	20	±19	3.7	±0.4	
Officers	2	±2	NR	NR	NR	NR	NR		NR		
USNR	4	±2	10	7	NR	34	25	±23	3.6	±0.6	
Enlisted	5	±3	10	8	NR	36	21	±24	3.5	±0.6	
Officers	1	±2	NR	NR	NR	NR	NR		NR		
USMCR	1	±1	NR	NR	NR	NR	NR		NR		
Enlisted	1	±1	NR	NR	NR	NR	NR		NR		
Officers	1	±2	NR	NR	NR	NR	NR		NR		
ANG	2	±1	NR	NR	38	NR	14	±22	3.8	±0.3	
Enlisted	1	±1	NR	NR	NR	NR	NR		3.6	±0.4	
Officers	2	±2	NR	NR	NR	NR	NR		NR		
USAFR	2	±2	NR	NR	NR	NR	NR		3.5	±0.6	
Enlisted	2	±2	NR	NR	NR	NR	NR		NR		
Officers	1	±2	NR	NR	NR	NR	NR		NR		
USCGR	3	±1	1	13	46	18	22	±23	3.5	±0.4	
Enlisted	2	±2	2	NR	NR	18	NR	±16	3.4	±0.5	
E1 - E4	2	±1	6	11	NR	14	NR	±22	3.2	±0.5	
E5 - E9	3	±2	NR	NR	NR	19	NR	±22	NR		
Officers	3	±2	NR	9	35	19	37	±19	3.8	±0.4	
O1 - O3	4	±2	NR	NR	42	17	30	±23	3.7	±0.5	
O4 - O6	3	±3	NR	NR	NR	NR	NR		NR		
Females	7	±2	3	8	45	31	14	±15	3.4	±0.3	
Enlisted	7	±3	4	8	48	31	10	±18	3.3	±0.3	
Officers	7	±4	NR	8	36	30	26	±25	3.7	±0.5	
Males	2	±2	NR	NR	NR	8	NR	±22	NR		
Enlisted	2	±2	NR	NR	NR	NR	NR		NR		
Officers	2	±2	NR	NR	NR	NR	NR		3.9	±0.6	

NR: Not reportable

70. How satisfied were/are you with the following aspects of the reporting process?

b. Treatment by personnel handling your complaint

1. Very dissatisfied
4. Satisfied

2. Dissatisfied
5. Very satisfied

3. Neither satisfied nor dissatisfied

	Percent Responding		Percentages					Max ME	Average Satisfaction		
			1	2	3	4	5				
TOTAL DOD	4	±1	10	12	32	25	21	±5	3.3	±0.2	
ARNG	5	±1	10	13	30	25	23	±7	3.4	±0.2	
USAR	5	±1	11	11	31	27	20	±9	3.3	±0.3	
USNR	5	±2	8	12	43	12	24	±16	3.3	±0.4	
USMCR	1	±1	7	NR	NR	NR	NR	±10	3.2	±0.5	
ANG	3	±1	8	11	34	37	11	±12	3.3	±0.3	
USAFR	4	±2	14	10	36	21	20	±15	3.2	±0.4	
Enlisted	4	±1	9	13	32	25	21	±5	3.4	±0.2	
E1 – E4	4	±1	10	10	29	26	25	±9	3.5	±0.3	
E1 – E3	2	±1	10	9	22	32	27	±19	3.6	±0.4	
E4	5	±1	10	10	31	24	24	±10	3.4	±0.3	
E5 – E9	5	±1	9	14	33	25	19	±6	3.3	±0.2	
E5 – E7	5	±1	9	15	33	24	18	±6	3.3	±0.2	
E8 – E9	5	±2	8	7	34	28	23	±15	3.5	±0.4	
Officers	4	±1	14	7	37	23	18	±10	3.2	±0.3	
O1 – O3	5	±2	13	9	38	20	20	±15	3.2	±0.4	
O4 – O6	4	±1	19	7	35	25	14	±16	3.1	±0.4	
W1 – W5	4	±2	NR	NR	NR	33	23	±24	3.7	±0.5	
Reserve Unit	4	±1	10	12	32	25	21	±5	3.4	±0.2	
AGR/FTS/AR	6	±2	11	14	34	20	21	±11	3.3	±0.3	
IMA	4	±3	17	6	NR	NR	5	±24	3.0	±0.6	
Not Activated Past 12 Months	4	±1	10	12	34	24	21	±5	3.4	±0.2	
Activated Past 12 Months	6	±2	11	13	29	27	19	±9	3.3	±0.3	
Not Deployed Past 12 Months	4	±1	10	11	34	24	21	±5	3.3	±0.2	
Deployed Past 12 Months	6	±2	11	14	28	27	21	±12	3.3	±0.3	
Non-Hispanic White	4	±1	10	13	32	24	20	±6	3.3	±0.2	
Total Minority	4	±1	10	9	33	26	21	±7	3.4	±0.2	
Non-Hispanic Black	4	±1	10	10	33	21	26	±13	3.4	±0.3	
Hispanic	4	±1	10	10	33	28	19	±13	3.4	±0.3	
FEMALES	12	±1	12	12	34	22	21	±4	3.3	±0.2	
Enlisted	12	±2	12	12	33	22	21	±5	3.3	±0.2	
E1 – E4	11	±2	13	10	30	23	24	±8	3.4	±0.2	
E5 – E9	13	±2	11	14	35	21	19	±6	3.2	±0.2	
Officers	11	±2	12	9	40	23	17	±8	3.2	±0.2	
O1 – O3	11	±3	9	7	37	26	21	±13	3.4	±0.3	
O4 – O6	11	±3	17	14	42	17	11	±12	2.9	±0.3	
Reserve Unit	12	±1	11	11	34	23	21	±5	3.3	±0.2	
AGR/FTS/AR	15	±3	17	12	37	16	17	±9	3.0	±0.3	
IMA	6	±3	NR	NR	31	NR	16	±23	2.6	±0.7	
Non-Hispanic White	13	±2	12	13	33	23	20	±5	3.2	±0.2	
Total Minority	10	±2	11	10	36	21	22	±7	3.3	±0.2	
ARNG	14	±2	12	11	30	22	24	±7	3.3	±0.2	
Enlisted	14	±2	13	11	30	21	25	±8	3.3	±0.2	
Officers	16	±5	7	11	35	29	18	±15	3.4	±0.4	
USAR	13	±2	13	13	35	21	18	±8	3.2	±0.2	
Enlisted	13	±2	12	15	34	22	17	±9	3.2	±0.2	
Officers	10	±3	13	2	47	18	20	±16	3.3	±0.4	

Note. Percent responding are Reserve members who answered the question; who experienced unwanted, gender-related behavior (Q56a-p); and who discussed/reported the situation to a military authority (Q67).

NR: Not reportable

2012 Workplace and Gender Relations Survey of Reserve Component Members

70b. Continued	Percent Responding		Percentages					Max ME	Average Satisfaction		
			1	2	3	4	5				
USNR	9	±3	9	6	50	5	29	±17	3.4	±0.4	
Enlisted	9	±4	6	4	55	2	33	±19	3.5	±0.5	
Officers	8	±3	20	18	27	21	13	±19	2.9	±0.5	
USMCR	12	±5	18	5	55	NR	NR	±21	2.9	±0.5	
Enlisted	12	±6	13	6	NR	NR	NR	±23	3.1	±0.6	
Officers	12	±7	NR	NR	NR	NR	NR		NR		
ANG	9	±2	9	16	30	31	14	±11	3.3	±0.3	
Enlisted	9	±2	9	15	29	33	15	±12	3.3	±0.3	
Officers	9	±3	8	22	41	18	11	±17	3.0	±0.4	
USAFR	9	±3	13	10	35	26	15	±13	3.2	±0.3	
Enlisted	9	±3	12	11	34	27	17	±15	3.2	±0.4	
Officers	8	±3	16	10	43	22	10	±22	3.0	±0.5	
MALES	3	±1	8	12	31	28	21	±8	3.4	±0.2	
Enlisted	3	±1	7	13	30	28	21	±9	3.4	±0.3	
E1 - E4	2	±1	6	10	28	30	26	±23	3.6	±0.5	
E5 - E9	3	±1	7	15	32	28	19	±10	3.4	±0.3	
Officers	3	±1	17	6	34	24	19	±18	3.2	±0.4	
O1 - O3	3	±2	NR	NR	NR	14	19	±24	3.1	±0.6	
O4 - O6	2	±2	20	NR	NR	NR	17	±24	3.3	±0.6	
Reserve Unit	3	±1	9	12	31	28	21	±9	3.4	±0.3	
AGR/FTS/AR	4	±2	5	16	31	24	24	±20	3.5	±0.4	
IMA	3	±3	NR	NR	NR	NR	NR		NR		
Non-Hispanic White	3	±1	8	14	31	26	21	±10	3.4	±0.3	
Total Minority	3	±1	9	9	30	32	20	±15	3.5	±0.4	
ARNG	3	±1	8	15	29	27	21	±12	3.4	±0.3	
Enlisted	3	±1	6	17	26	28	23	±14	3.5	±0.4	
Officers	4	±2	15	NR	NR	23	14	±21	3.2	±0.5	
USAR	3	±1	9	9	26	34	23	±18	3.5	±0.4	
Enlisted	3	±2	9	8	26	36	22	±20	3.5	±0.5	
Officers	2	±2	NR	NR	NR	NR	NR		NR		
USNR	4	±2	8	15	NR	16	22	±23	3.3	±0.5	
Enlisted	5	±3	8	16	NR	17	17	±24	3.2	±0.5	
Officers	1	±2	NR	NR	NR	NR	NR		NR		
USMCR	1	±1	NR	NR	NR	NR	NR		NR		
Enlisted	1	±1	NR	NR	NR	NR	NR		NR		
Officers	1	±2	NR	NR	NR	NR	NR		NR		
ANG	2	±1	7	NR	38	NR	NR	±22	3.4	±0.4	
Enlisted	1	±1	NR	NR	NR	NR	NR		3.4	±0.5	
Officers	2	±2	NR	NR	NR	NR	NR		NR		
USAFR	2	±2	NR	NR	NR	NR	NR		3.3	±0.7	
Enlisted	2	±2	NR	NR	NR	NR	NR		NR		
Officers	1	±2	NR	NR	NR	NR	NR		NR		
USCGR	3	±1	7	30	28	12	23	±23	3.1	±0.5	
Enlisted	2	±2	6	NR	27	13	NR	±24	3.0	±0.6	
E1 - E4	2	±1	NR	NR	14	14	NR	±23	NR		
E5 - E9	3	±2	2	NR	NR	12	NR	±21	NR		
Officers	3	±2	11	4	34	10	41	±18	3.6	±0.5	
O1 - O3	4	±2	20	NR	34	NR	37	±25	3.4	±0.7	
O4 - O6	3	±3	NR	NR	NR	NR	NR		NR		
Females	7	±2	2	26	39	17	15	±14	3.2	±0.3	
Enlisted	7	±3	3	32	36	19	10	±18	3.0	±0.4	
Officers	7	±4	NR	8	NR	10	35	±23	3.7	±0.5	
Males	2	±2	11	NR	NR	8	NR	±22	NR		
Enlisted	2	±2	NR	NR	NR	NR	NR		NR		
Officers	2	±2	NR	NR	NR	NR	NR		3.6	±0.9	

NR: Not reportable

70. How satisfied were/are you with the following aspects of the reporting process?

c. Amount of time it took/is taking to resolve your complaint

1. Very dissatisfied
4. Satisfied

2. Dissatisfied
5. Very satisfied

3. Neither satisfied nor dissatisfied

	Percent Responding		Percentages					Max ME	Average Satisfaction		
			1	2	3	4	5				
TOTAL DOD	4	±1	14	11	34	23	18	±5	3.2	±0.2	
ARNG	5	±1	14	11	31	24	20	±7	3.3	±0.2	
USAR	5	±1	14	15	33	22	16	±8	3.1	±0.2	
USNR	5	±2	16	12	38	16	17	±17	3.0	±0.4	
USMCR	1	±1	7	NR	NR	7	NR	±14	3.1	±0.5	
ANG	3	±1	10	6	40	32	11	±12	3.3	±0.3	
USAFR	4	±2	16	8	44	16	16	±14	3.1	±0.4	
Enlisted	4	±1	13	12	34	23	18	±5	3.2	±0.2	
E1 – E4	4	±1	15	9	29	26	20	±9	3.3	±0.3	
E1 – E3	2	±1	10	8	21	43	17	±18	3.5	±0.4	
E4	5	±1	16	9	32	21	21	±11	3.2	±0.3	
E5 – E9	5	±1	12	14	37	21	16	±6	3.1	±0.2	
E5 – E7	5	±1	13	15	37	20	15	±7	3.1	±0.2	
E8 – E9	5	±2	10	7	32	25	25	±16	3.5	±0.4	
Officers	4	±1	16	8	38	23	15	±10	3.1	±0.3	
O1 – O3	5	±2	14	10	38	18	19	±14	3.2	±0.4	
O4 – O6	4	±1	21	7	37	27	9	±16	3.0	±0.4	
W1 – W5	4	±2	7	NR	NR	30	19	±25	3.5	±0.5	
Reserve Unit	4	±1	13	11	34	24	18	±5	3.2	±0.2	
AGR/FTS/AR	6	±2	16	14	35	17	18	±11	3.1	±0.3	
IMA	4	±3	20	7	NR	NR	4	±24	2.7	±0.5	
Not Activated Past 12 Months	4	±1	13	10	36	22	18	±5	3.2	±0.2	
Activated Past 12 Months	6	±2	15	14	32	23	16	±9	3.1	±0.3	
Not Deployed Past 12 Months	4	±1	14	11	36	21	17	±5	3.2	±0.2	
Deployed Past 12 Months	6	±2	13	13	27	28	19	±12	3.3	±0.3	
Non-Hispanic White	4	±1	14	11	35	22	18	±6	3.2	±0.2	
Total Minority	4	±1	13	13	33	23	18	±8	3.2	±0.2	
Non-Hispanic Black	4	±1	12	12	34	23	18	±12	3.2	±0.3	
Hispanic	4	±1	13	13	36	21	17	±12	3.2	±0.3	
FEMALES	12	±1	15	10	34	22	19	±4	3.2	±0.2	
Enlisted	12	±2	15	10	33	23	20	±5	3.2	±0.2	
E1 – E4	11	±2	16	7	29	26	21	±8	3.3	±0.2	
E5 – E9	13	±2	15	12	36	20	19	±6	3.2	±0.2	
Officers	11	±2	15	9	44	18	13	±8	3.0	±0.2	
O1 – O3	11	±3	12	8	38	23	19	±13	3.3	±0.3	
O4 – O6	10	±3	21	14	48	10	6	±12	2.7	±0.3	
Reserve Unit	12	±1	14	10	34	23	20	±5	3.2	±0.2	
AGR/FTS/AR	15	±3	21	9	37	18	15	±9	3.0	±0.3	
IMA	6	±3	NR	19	26	NR	12	±23	2.3	±0.7	
Non-Hispanic White	13	±2	15	10	36	22	18	±5	3.2	±0.2	
Total Minority	10	±2	16	9	32	22	21	±7	3.2	±0.2	
ARNG	14	±2	16	7	29	25	23	±7	3.3	±0.2	
Enlisted	14	±2	17	7	26	25	24	±8	3.3	±0.3	
Officers	16	±5	12	8	44	20	16	±15	3.2	±0.4	
USAR	13	±2	14	14	34	21	16	±8	3.1	±0.2	
Enlisted	13	±2	14	15	33	22	17	±8	3.1	±0.3	
Officers	10	±3	17	10	42	19	13	±16	3.0	±0.4	

Note. Percent responding are Reserve members who answered the question; who experienced unwanted, gender-related behavior (Q56a-p); and who discussed/reported the situation to a military authority (Q67).

NR: Not reportable

2012 Workplace and Gender Relations Survey of Reserve Component Members

70c. Continued	Percent Responding		Percentages					Max ME	Average Satisfaction		
			1	2	3	4	5				
USNR	9	±3	8	8	50	5	29	±17	3.4	±0.4	
Enlisted	9	±4	6	6	52	4	32	±19	3.5	±0.5	
Officers	8	±3	18	16	41	11	14	±18	2.9	±0.5	
USMCR	12	±5	19	9	47	NR	NR	±20	2.9	±0.5	
Enlisted	12	±6	17	8	NR	NR	NR	±22	3.0	±0.6	
Officers	12	±7	NR	NR	NR	NR	NR		NR		
ANG	9	±2	15	8	39	22	15	±11	3.1	±0.3	
Enlisted	9	±2	14	9	37	24	16	±12	3.2	±0.3	
Officers	10	±3	23	3	54	10	11	±16	2.8	±0.4	
USAFR	9	±3	17	7	43	25	8	±14	3.0	±0.3	
Enlisted	9	±3	17	6	42	26	9	±16	3.0	±0.4	
Officers	8	±3	13	13	48	19	7	±23	2.9	±0.4	
MALES	3	±1	13	13	35	24	16	±8	3.2	±0.2	
Enlisted	3	±1	12	15	35	23	16	±9	3.2	±0.3	
E1 - E4	2	±1	14	11	30	25	19	±21	3.2	±0.5	
E5 - E9	3	±1	11	16	37	22	15	±10	3.1	±0.3	
Officers	3	±1	17	6	32	28	17	±18	3.2	±0.4	
O1 - O3	3	±2	NR	NR	NR	14	19	±24	3.1	±0.7	
O4 - O6	2	±2	20	NR	NR	NR	NR	±24	3.2	±0.6	
Reserve Unit	3	±1	13	13	34	25	16	±9	3.2	±0.3	
AGR/FTS/AR	4	±2	12	20	33	15	20	±20	3.1	±0.5	
IMA	3	±3	NR	NR	NR	NR	NR		NR		
Non-Hispanic White	3	±1	14	11	35	23	17	±10	3.2	±0.3	
Total Minority	3	±1	10	18	34	24	13	±15	3.1	±0.4	
ARNG	3	±1	12	13	33	24	18	±12	3.2	±0.3	
Enlisted	3	±1	11	15	31	24	19	±14	3.3	±0.4	
Officers	4	±2	15	NR	NR	23	14	±21	3.1	±0.5	
USAR	3	±1	14	16	32	24	15	±17	3.1	±0.5	
Enlisted	3	±2	13	16	33	25	13	±20	3.1	±0.5	
Officers	2	±2	NR	NR	NR	NR	NR		NR		
USNR	4	±2	21	15	32	21	11	±24	2.9	±0.6	
Enlisted	5	±3	22	16	NR	NR	9	±24	2.8	±0.6	
Officers	1	±2	NR	NR	NR	NR	NR		NR		
USMCR	1	±1	NR	NR	NR	NR	NR		NR		
Enlisted	1	±1	NR	NR	NR	NR	NR		NR		
Officers	1	±2	NR	NR	NR	NR	NR		NR		
ANG	2	±1	3	NR	41	NR	NR	±22	3.5	±0.4	
Enlisted	1	±1	NR	NR	NR	NR	NR		3.5	±0.4	
Officers	2	±2	NR	NR	NR	NR	NR		NR		
USAFR	2	±2	NR	NR	NR	NR	NR		3.2	±0.7	
Enlisted	2	±2	NR	NR	NR	NR	NR		NR		
Officers	1	±2	NR	NR	NR	NR	NR		NR		
USCGR	3	±1	10	19	32	19	20	±24	3.2	±0.5	
Enlisted	2	±2	8	NR	32	NR	NR	±24	3.1	±0.6	
E1 - E4	2	±1	NR	NR	NR	NR	NR		NR		
E5 - E9	3	±2	5	NR	NR	NR	NR	±12	NR		
Officers	3	±2	15	NR	35	14	36	±19	3.6	±0.5	
O1 - O3	4	±2	20	NR	26	17	37	±25	3.5	±0.7	
O4 - O6	3	±3	NR	NR	NR	NR	NR		NR		
Females	7	±2	8	21	41	13	16	±15	3.1	±0.4	
Enlisted	6	±3	8	28	43	11	10	±18	2.9	±0.4	
Officers	7	±4	8	NR	37	20	35	±23	3.7	±0.5	
Males	2	±2	11	NR	NR	NR	NR	±21	NR		
Enlisted	2	±2	NR	NR	NR	NR	NR		NR		
Officers	2	±2	NR	NR	NR	NR	NR		3.4	±0.8	

NR: Not reportable

71. As a result of reporting the situation, did you experience any...

a. Professional retaliation (e.g., loss of privileges, denied promotion/training, transferred to less favorable job)?

1. Yes

2. No

3. Don't know

	Percent Responding		Percentages			Max ME	Percentage Reporting Yes
			1	2	3		
TOTAL DOD	4	±1	21	62	16	±5	
ARNG	5	±1	24	64	12	±8	
USAR	5	±1	20	57	23	±9	
USNR	5	±2	18	61	21	±16	
USMCR	1	±1	NR	NR	7	±12	
ANG	3	±1	18	70	12	±11	
USAFR	4	±2	18	62	20	±17	
Enlisted	4	±1	21	62	17	±5	
E1 – E4	4	±1	24	58	17	±10	
E1 – E3	2	±1	11	69	19	±23	
E4	5	±1	28	55	17	±12	
E5 – E9	5	±1	19	65	16	±6	
E5 – E7	5	±1	19	65	16	±7	
E8 – E9	5	±2	23	60	17	±15	
Officers	4	±1	23	63	15	±9	
O1 – O3	5	±2	29	56	15	±14	
O4 – O6	4	±1	16	72	12	±12	
W1 – W5	4	±2	17	NR	NR	±20	
Reserve Unit	4	±1	20	63	17	±5	
AGR/FTS/AR	6	±2	27	60	13	±10	
IMA	4	±3	NR	NR	21	±24	
Not Activated Past 12 Months	4	±1	17	65	18	±6	
Activated Past 12 Months	6	±2	30	57	14	±9	
Not Deployed Past 12 Months	4	±1	19	63	17	±5	
Deployed Past 12 Months	6	±2	30	58	13	±12	
Non-Hispanic White	4	±1	21	64	15	±6	
Total Minority	4	±1	22	59	18	±8	
Non-Hispanic Black	4	±1	16	65	19	±13	
Hispanic	4	±1	31	55	13	±12	
FEMALES	12	±1	20	65	15	±4	
Enlisted	12	±2	19	67	15	±5	
E1 – E4	11	±2	17	69	14	±8	
E5 – E9	13	±2	20	65	15	±6	
Officers	11	±2	29	56	15	±8	
O1 – O3	11	±3	25	59	16	±12	
O4 – O6	11	±3	33	51	15	±12	
Reserve Unit	12	±1	19	66	15	±5	
AGR/FTS/AR	15	±3	31	57	12	±9	
IMA	6	±3	26	NR	NR	±20	
Non-Hispanic White	13	±2	18	66	16	±5	
Total Minority	11	±2	23	63	13	±7	
ARNG	14	±2	20	68	12	±7	
Enlisted	14	±2	17	70	12	±8	
Officers	17	±5	39	52	9	±15	
USAR	13	±2	20	61	19	±8	
Enlisted	13	±3	20	61	19	±9	
Officers	10	±3	19	60	21	±15	

Note. Percent responding are Reserve members who answered the question; who experienced unwanted, gender-related behavior (Q56a-p); and who discussed/reported the situation to a military authority (Q67).

NR: Not reportable

2012 Workplace and Gender Relations Survey of Reserve Component Members

71a. Continued	Percent Responding		Percentages			Max ME	Percentage Reporting Yes
			1	2	3		
USNR	9	±3	14	70	16	±16	
Enlisted	9	±4	9	73	18	±19	
Officers	9	±3	37	57	6	±18	
USMCR	12	±5	28	58	14	±20	
Enlisted	12	±6	24	NR	17	±24	
Officers	12	±7	NR	NR	NR		
ANG	9	±2	17	69	13	±10	
Enlisted	9	±2	17	72	12	±12	
Officers	10	±3	19	56	25	±16	
USAFR	9	±3	28	61	11	±13	
Enlisted	9	±3	29	61	9	±15	
Officers	8	±3	22	59	19	±19	
MALES	3	±1	23	59	18	±8	
Enlisted	3	±1	24	58	19	±9	
E1 - E4	2	±1	35	43	22	±20	
E5 - E9	3	±1	18	64	17	±10	
Officers	3	±1	17	69	14	±17	
O1 - O3	3	±2	NR	NR	14	±24	
O4 - O6	2	±2	NR	90	10	±21	
Reserve Unit	3	±1	22	59	19	±9	
AGR/FTS/AR	4	±2	23	63	14	±19	
IMA	3	±3	NR	NR	NR		
Non-Hispanic White	3	±1	23	61	15	±10	
Total Minority	3	±1	21	55	24	±14	
ARNG	3	±1	26	61	12	±13	
Enlisted	3	±1	28	59	13	±15	
Officers	4	±2	19	73	9	±24	
USAR	3	±1	21	52	27	±17	
Enlisted	3	±2	20	52	28	±19	
Officers	2	±2	NR	NR	NR		
USNR	4	±2	21	NR	23	±24	
Enlisted	5	±3	22	NR	23	±25	
Officers	1	±2	NR	NR	NR		
USMCR	1	±1	NR	NR	NR		
Enlisted	1	±1	NR	NR	NR		
Officers	1	±2	NR	NR	NR		
ANG	2	±1	19	71	NR	±23	
Enlisted	1	±1	NR	NR	NR		
Officers	2	±2	NR	NR	NR		
USAFR	2	±2	4	NR	NR	±19	
Enlisted	2	±2	NR	NR	NR		
Officers	1	±2	NR	NR	NR		
USCGR	3	±1	18	57	25	±25	
Enlisted	2	±2	21	NR	NR	±18	
E1 - E4	2	±1	NR	NR	18	±22	
E5 - E9	3	±2	16	NR	NR	±21	
Officers	3	±2	9	85	5	±16	
O1 - O3	4	±2	NR	81	9	±24	
O4 - O6	3	±3	NR	NR	NR		
Females	7	±2	24	62	15	±14	
Enlisted	7	±3	28	56	16	±17	
Officers	7	±4	8	80	12	±24	
Males	2	±2	14	NR	NR	±25	
Enlisted	2	±2	NR	NR	NR		
Officers	2	±2	NR	NR	NR		

NR: Not reportable

**71. As a result of reporting the situation, did you experience any...
b. Social retaliation (e.g., ignored by coworkers, being blamed for the situation)?**

1. Yes

2. No

3. Don't know

	Percent Responding		Percentages			Max ME	Percentage Reporting Yes
			1	2	3		
TOTAL DOD	4	±1	25	59	15	±5	
ARNG	5	±1	26	62	12	±7	
USAR	5	±1	28	53	19	±8	
USNR	5	±2	17	59	24	±16	
USMCR	1	±1	23	NR	6	±25	
ANG	3	±1	23	64	13	±11	
USAFR	4	±2	25	59	17	±17	
Enlisted	4	±1	25	59	16	±5	
E1 – E4	4	±1	28	57	16	±10	
E1 – E3	2	±1	13	57	30	±20	
E4	5	±1	32	56	12	±11	
E5 – E9	5	±1	23	61	16	±6	
E5 – E7	5	±1	23	61	16	±6	
E8 – E9	5	±2	24	60	16	±15	
Officers	4	±1	29	58	13	±9	
O1 – O3	5	±2	36	54	10	±14	
O4 – O6	4	±1	23	66	11	±13	
W1 – W5	4	±2	14	NR	NR	±20	
Reserve Unit	4	±1	25	59	16	±5	
AGR/FTS/AR	6	±2	28	57	15	±10	
IMA	4	±3	21	NR	19	±24	
Not Activated Past 12 Months	4	±1	23	60	17	±6	
Activated Past 12 Months	6	±2	30	57	13	±9	
Not Deployed Past 12 Months	4	±1	25	59	16	±5	
Deployed Past 12 Months	6	±2	26	60	14	±11	
Non-Hispanic White	4	±1	24	60	16	±6	
Total Minority	4	±1	27	58	15	±8	
Non-Hispanic Black	4	±1	21	64	14	±11	
Hispanic	4	±1	32	56	12	±12	
FEMALES	12	±1	29	57	14	±5	
Enlisted	12	±2	28	58	14	±5	
E1 – E4	11	±2	24	62	14	±8	
E5 – E9	13	±2	32	54	14	±6	
Officers	11	±2	32	52	16	±8	
O1 – O3	11	±3	31	56	13	±12	
O4 – O6	11	±3	37	49	14	±12	
Reserve Unit	12	±1	27	58	15	±5	
AGR/FTS/AR	15	±3	41	48	12	±10	
IMA	6	±3	39	NR	NR	±22	
Non-Hispanic White	13	±2	29	57	14	±6	
Total Minority	11	±2	29	56	15	±7	
ARNG	14	±2	28	59	13	±7	
Enlisted	14	±2	28	60	13	±8	
Officers	17	±5	35	52	13	±15	
USAR	13	±2	29	54	17	±8	
Enlisted	13	±3	30	54	16	±9	
Officers	10	±3	27	52	21	±15	

Note. Percent responding are Reserve members who answered the question; who experienced unwanted, gender-related behavior (Q56a-p); and who discussed/reported the situation to a military authority (Q67).
NR: Not reportable

2012 Workplace and Gender Relations Survey of Reserve Component Members

71b. Continued	Percent Responding		Percentages			Max ME	Percentage Reporting Yes
			1	2	3		
USNR	9	±3	16	64	19	±17	
Enlisted	9	±4	12	65	23	±20	
Officers	9	±3	34	62	4	±18	
USMCR	12	±5	37	52	11	±21	
Enlisted	12	±6	NR	NR	13	±23	
Officers	12	±7	NR	NR	NR		
ANG	9	±2	26	60	14	±11	
Enlisted	9	±2	24	64	12	±12	
Officers	10	±3	42	36	22	±17	
USAFR	9	±3	39	52	9	±13	
Enlisted	9	±3	42	50	8	±15	
Officers	8	±3	28	57	15	±19	
MALES	3	±1	22	61	17	±8	
Enlisted	3	±1	21	61	18	±9	
E1 - E4	2	±1	33	48	19	±20	
E5 - E9	3	±1	16	67	18	±10	
Officers	3	±1	26	64	10	±17	
O1 - O3	3	±2	NR	NR	7	±19	
O4 - O6	2	±2	NR	81	8	±23	
Reserve Unit	3	±1	23	61	16	±9	
AGR/FTS/AR	4	±2	15	67	18	±18	
IMA	3	±3	NR	NR	NR		
Non-Hispanic White	3	±1	21	62	17	±10	
Total Minority	3	±1	25	59	16	±14	
ARNG	3	±1	24	65	11	±12	
Enlisted	3	±1	24	63	13	±14	
Officers	4	±2	26	71	3	±23	
USAR	3	±1	26	51	23	±17	
Enlisted	3	±2	25	53	23	±19	
Officers	2	±2	NR	NR	NR		
USNR	4	±2	17	NR	26	±23	
Enlisted	5	±3	18	NR	26	±25	
Officers	1	±2	NR	NR	NR		
USMCR	1	±1	NR	NR	NR		
Enlisted	1	±1	NR	NR	NR		
Officers	1	±2	NR	NR	NR		
ANG	2	±1	18	70	12	±22	
Enlisted	1	±1	16	NR	NR	±24	
Officers	2	±2	NR	NR	NR		
USAFR	2	±2	4	NR	NR	±19	
Enlisted	2	±2	NR	NR	NR		
Officers	1	±2	NR	NR	NR		
USCGR	3	±1	30	55	15	±22	
Enlisted	2	±2	NR	NR	NR		
E1 - E4	2	±1	NR	NR	13	±22	
E5 - E9	3	±2	NR	NR	NR		
Officers	3	±2	9	85	5	±16	
O1 - O3	4	±2	NR	81	9	±24	
O4 - O6	3	±3	NR	NR	NR		
Females	7	±2	22	63	15	±14	
Enlisted	7	±3	27	58	15	±17	
Officers	7	±4	8	80	12	±24	
Males	2	±2	NR	NR	NR		
Enlisted	2	±2	NR	NR	NR		
Officers	2	±2	NR	NR	NR		

NR: Not reportable

71. What types of retaliation did you experience as a result of reporting the situation? Constructed from Q71.

1. Professional retaliation 2. Both professional and social retaliation 3. Social retaliation
 4. Neither professional nor social
 retaliation

	Percent Responding		Percentages				Max ME
			1	2	3	4	
TOTAL DOD	4	±1	6	15	10	68	±5
ARNG	5	±1	8	16	10	66	±8
USAR	5	±1	6	14	14	66	±8
USNR	5	±2	3	15	1	80	±14
USMCR	1	±1	NR	NR	3	NR	±10
ANG	3	±1	4	13	9	73	±11
USAFR	4	±2	3	15	10	72	±12
Enlisted	4	±1	7	14	10	69	±5
E1 – E4	4	±1	8	16	11	64	±10
E1 – E3	2	±1	4	7	5	83	±13
E4	5	±1	9	19	13	60	±11
E5 – E9	5	±1	6	13	10	71	±6
E5 – E7	5	±1	6	13	10	71	±6
E8 – E9	5	±2	5	18	6	71	±15
Officers	4	±1	4	19	10	67	±9
O1 – O3	5	±2	3	26	10	61	±15
O4 – O6	4	±1	3	12	11	73	±12
W1 – W5	4	±2	10	7	7	76	±21
Reserve Unit	4	±1	6	14	11	69	±5
AGR/FTS/AR	6	±2	8	19	9	64	±10
IMA	4	±3	NR	15	6	NR	±23
Not Activated Past 12 Months	4	±1	5	12	11	72	±5
Activated Past 12 Months	6	±2	8	21	9	61	±9
Not Deployed Past 12 Months	4	±1	5	14	11	70	±5
Deployed Past 12 Months	6	±2	11	18	8	63	±12
Non-Hispanic White	4	±1	6	15	10	69	±6
Total Minority	4	±1	6	16	11	66	±7
Non-Hispanic Black	4	±1	6	10	11	72	±10
Hispanic	4	±1	10	21	11	58	±12
FEMALES	12	±1	5	16	13	67	±4
Enlisted	12	±2	4	15	13	68	±5
E1 – E4	11	±2	3	14	10	73	±8
E5 – E9	13	±2	4	16	16	64	±6
Officers	11	±2	8	21	11	60	±8
O1 – O3	11	±3	6	20	11	64	±12
O4 – O6	11	±3	7	26	11	56	±12
Reserve Unit	12	±1	4	15	12	69	±5
AGR/FTS/AR	15	±3	8	23	17	52	±9
IMA	6	±3	NR	20	18	NR	±25
Non-Hispanic White	13	±2	3	15	13	68	±5
Total Minority	11	±2	7	16	13	64	±7
ARNG	14	±2	5	15	13	67	±7
Enlisted	14	±2	3	14	14	69	±8
Officers	17	±5	13	26	9	52	±15
USAR	13	±2	5	15	14	66	±8
Enlisted	13	±3	5	15	15	65	±8
Officers	10	±3	4	15	12	69	±15

Note. Percent responding are Reserve members who answered the question; who experienced unwanted, gender-related behavior (Q56a-p); and who discussed/reported the situation to a military authority (Q67). Respondents who indicated they did not experience or they did not know if they experienced professional and social retaliation as a result of discussing/reporting the situation are included in the "Neither professional nor social retaliation" category.

NR: Not reportable

2012 Workplace and Gender Relations Survey of Reserve Component Members

71. Continued	Percent Responding		Percentages				Max ME
			1	2	3	4	
USNR	9	±3	3	12	4	81	±12
Enlisted	9	±4	2	7	4	87	±15
Officers	9	±3	7	30	4	58	±19
USMCR	12	±5	NR	28	9	63	±21
Enlisted	12	±6	NR	24	11	NR	±24
Officers	12	±7	NR	NR	NR	NR	
ANG	9	±2	4	14	13	70	±10
Enlisted	9	±2	4	13	11	72	±12
Officers	10	±3	3	16	26	56	±16
USAFR	9	±3	5	23	16	56	±13
Enlisted	9	±3	4	25	17	54	±15
Officers	8	±3	8	14	14	64	±20
MALES	3	±1	8	14	7	70	±8
Enlisted	3	±1	10	14	7	69	±9
E1 - E4	2	±1	15	21	12	53	±21
E5 - E9	3	±1	7	11	5	77	±9
Officers	3	±1	NR	17	9	74	±17
O1 - O3	3	±2	NR	NR	9	NR	±21
O4 - O6	2	±2	NR	NR	NR	NR	
Reserve Unit	3	±1	8	14	9	69	±9
AGR/FTS/AR	4	±2	8	15	NR	77	±19
IMA	3	±3	NR	NR	NR	NR	
Non-Hispanic White	3	±1	9	14	7	70	±10
Total Minority	3	±1	5	16	9	70	±14
ARNG	3	±1	10	16	8	66	±13
Enlisted	3	±1	12	15	8	64	±15
Officers	4	±2	NR	19	7	74	±24
USAR	3	±1	7	13	13	67	±17
Enlisted	3	±2	8	12	13	67	±19
Officers	2	±2	NR	NR	NR	NR	
USNR	4	±2	3	17	NR	79	±22
Enlisted	5	±3	4	18	NR	78	±23
Officers	1	±2	NR	NR	NR	NR	
USMCR	1	±1	NR	NR	NR	NR	
Enlisted	1	±1	NR	NR	NR	NR	
Officers	1	±2	NR	NR	NR	NR	
ANG	2	±1	NR	13	NR	77	±23
Enlisted	1	±1	NR	16	NR	NR	±24
Officers	2	±2	NR	NR	NR	NR	
USAFR	2	±2	NR	4	NR	96	±19
Enlisted	2	±2	NR	NR	NR	NR	
Officers	1	±2	NR	NR	NR	NR	
USCGR	3	±1	3	16	NR	67	±20
Enlisted	2	±2	3	18	NR	NR	±18
E1 - E4	2	±1	7	NR	18	NR	±25
E5 - E9	3	±2	2	14	NR	NR	±21
Officers	3	±2	NR	9	NR	91	±15
O1 - O3	4	±2	NR	NR	NR	NR	
O4 - O6	3	±3	NR	NR	NR	NR	
Females	7	±2	6	18	5	72	±14
Enlisted	7	±3	8	21	6	66	±17
Officers	7	±4	NR	8	NR	92	±19
Males	2	±2	NR	14	NR	NR	±25
Enlisted	2	±2	NR	NR	NR	NR	
Officers	2	±2	NR	NR	NR	NR	

NR: Not reportable

72. What were your reasons for not reporting the situation to any of the National Guard/Reserve/DoD/DHS individuals or organizations?

- a. You thought it was not important enough to report.
- b. You did not know how to report.
- c. You felt uncomfortable making a report.
- d. You took care of the problem yourself.
- e. You did not think anything would be done.
- f. You thought you would not be believed.
- g. You thought reporting would take too much time and effort.
- h. You were afraid of retaliation/reprisals from the person(s) who did it or from their friends.
- i. You were afraid of negative professional outcomes.
- j. You thought you would be labeled a troublemaker.
- k. Other

	Percent Responding		Percentages											Max ME
			a	b	c	d	e	f	g	h	i	j	k	
TOTAL DOD	16	±1	55	7	21	48	24	11	18	19	20	21	6	±3
ARNG	16	±2	54	7	17	49	23	10	17	17	19	20	6	±5
USAR	16	±2	53	8	26	47	27	15	18	22	23	24	6	±6
USNR	15	±3	51	7	19	43	15	7	18	14	18	17	3	±9
USMCR	18	±5	54	7	21	41	25	7	23	14	21	15	4	±15
ANG	13	±2	61	8	27	49	24	9	22	22	26	25	4	±7
USAFR	12	±2	60	6	18	48	21	5	16	17	16	16	5	±9
Enlisted	15	±1	53	8	21	47	25	12	18	19	21	21	6	±4
E1 – E4	15	±2	55	8	24	41	28	12	22	21	23	23	6	±6
E1 – E3	12	±3	53	6	21	37	26	7	22	17	20	16	10	±10
E4	16	±2	57	9	25	43	29	14	22	23	25	26	5	±7
E5 – E9	16	±2	51	7	20	51	22	12	15	17	18	20	5	±4
E5 – E7	16	±2	50	8	20	50	22	12	15	18	19	21	5	±4
E8 – E9	14	±3	51	6	12	65	17	6	13	10	15	10	4	±9
Officers	18	±2	63	6	18	52	19	7	17	17	19	19	5	±5
O1 – O3	21	±3	63	7	19	50	20	7	17	20	21	20	3	±8
O4 – O6	14	±2	66	3	19	55	19	7	17	15	20	19	7	±7
W1 – W5	18	±5	51	9	10	54	17	6	16	9	10	12	10	±13
Reserve Unit	16	±1	55	7	21	47	24	11	19	19	20	21	6	±3
AGR/FTS/AR	16	±2	53	5	16	51	19	7	12	18	21	18	5	±7
IMA	11	±3	64	7	23	50	28	3	11	23	20	25	5	±13
Not Activated Past 12 Months	15	±1	55	8	21	47	24	11	18	18	20	21	6	±4
Activated Past 12 Months	17	±2	53	6	21	50	23	10	18	21	20	20	5	±6
Not Deployed Past 12 Months	15	±1	55	8	21	48	25	11	19	19	21	22	6	±3
Deployed Past 12 Months	17	±3	54	4	17	47	19	7	13	17	18	16	3	±8
Non-Hispanic White	16	±1	59	6	19	49	24	9	18	18	19	20	5	±4
Total Minority	15	±2	46	10	25	44	23	14	18	21	23	23	7	±5
Non-Hispanic Black	15	±3	39	10	22	49	20	12	17	16	21	21	5	±8
Hispanic	13	±2	51	9	26	45	21	13	14	23	23	22	8	±8
FEMALES	26	±2	56	9	31	58	32	17	21	29	33	32	7	±3
Enlisted	25	±2	55	9	31	58	32	18	20	29	33	32	7	±4
E1 – E4	24	±3	59	10	35	54	34	18	22	30	32	31	7	±5
E5 – E9	26	±2	52	8	28	62	31	17	19	28	33	32	7	±4
Officers	31	±3	62	7	31	60	32	13	23	26	33	35	7	±5
O1 – O3	33	±4	60	11	32	56	34	15	23	28	33	37	6	±8
O4 – O6	29	±4	64	3	32	63	30	11	23	25	35	33	8	±7
Reserve Unit	26	±2	57	9	32	57	33	17	21	29	33	32	7	±3
AGR/FTS/AR	26	±3	51	5	23	65	30	12	16	27	33	31	6	±7
IMA	21	±5	65	6	28	65	26	8	16	21	24	33	13	±12
Non-Hispanic White	29	±2	62	7	29	59	31	15	20	28	31	32	7	±4
Total Minority	22	±2	48	11	35	57	34	20	22	31	35	32	6	±5
ARNG	30	±3	57	8	29	59	32	14	21	28	30	29	7	±5
Enlisted	29	±3	57	8	29	60	32	15	20	29	30	30	7	±6
Officers	36	±6	56	12	27	53	31	9	23	20	30	27	9	±11
USAR	25	±3	54	10	35	58	38	24	23	32	36	37	9	±6
Enlisted	24	±3	51	11	35	57	39	26	22	32	37	36	10	±7
Officers	31	±5	62	6	36	60	35	19	24	32	36	42	5	±10

Note. Percent responding are Reserve members who answered the question; who experienced unwanted, gender-related behavior (Q56a-p); and who did not discuss/report the situation to a military authority (Q67).

2012 Workplace and Gender Relations Survey of Reserve Component Members

72. Continued	Percent Responding		Percentages											Max ME
			a	b	c	d	e	f	g	h	i	j	k	
USNR	23	±4	57	14	32	55	29	15	18	27	37	33	5	±10
Enlisted	22	±5	54	15	33	53	30	17	17	28	39	34	3	±13
Officers	26	±5	68	9	28	60	25	9	21	23	30	29	9	±10
USMCR	32	±8	57	1	23	55	9	7	23	14	25	20	6	±15
Enlisted	32	±9	51	1	24	54	8	8	24	13	24	19	5	±17
Officers	31	±10	89	NR	20	64	18	5	18	24	30	24	9	±20
ANG	25	±3	61	5	31	55	29	15	17	29	33	32	7	±7
Enlisted	25	±3	60	6	31	52	29	16	17	30	33	31	6	±7
Officers	31	±5	65	3	31	73	32	12	22	26	33	38	8	±10
USAFR	19	±3	56	7	29	60	24	9	21	25	27	29	4	±8
Enlisted	18	±4	51	9	30	60	22	9	21	25	25	28	3	±11
Officers	25	±5	68	3	26	60	31	8	22	24	32	32	4	±10
MALES	13	±1	54	7	16	43	20	8	17	14	15	16	5	±4
Enlisted	13	±2	52	7	17	42	22	9	17	15	16	16	5	±5
E1 - E4	12	±2	54	7	18	35	26	9	22	17	19	19	6	±8
E5 - E9	13	±2	50	7	16	47	18	9	13	13	13	14	5	±5
Officers	15	±2	63	5	13	49	13	4	14	13	13	12	4	±7
O1 - O3	18	±4	64	6	13	47	12	2	14	16	15	12	1	±11
O4 - O6	11	±3	67	3	13	51	14	5	14	10	13	12	6	±10
Reserve Unit	13	±1	54	7	17	43	21	9	17	14	15	16	5	±4
AGR/FTS/AR	13	±3	54	5	13	44	14	4	10	13	14	12	4	±10
IMA	8	±4	62	8	19	40	29	NR	7	24	17	18	NR	±22
Non-Hispanic White	14	±2	58	6	15	46	21	7	17	14	15	15	4	±5
Total Minority	12	±2	45	9	20	37	17	10	17	16	16	18	7	±7
ARNG	14	±2	52	6	13	46	20	9	15	14	14	16	6	±6
Enlisted	13	±2	51	6	14	44	22	10	16	14	15	18	7	±7
Officers	19	±4	58	7	11	53	12	4	11	13	12	9	2	±11
USAR	14	±2	53	8	21	41	21	10	15	17	16	16	5	±8
Enlisted	14	±3	52	9	21	41	23	12	17	18	16	17	5	±9
Officers	14	±4	59	4	16	39	13	3	11	14	14	15	5	±13
USNR	13	±3	48	4	13	38	9	3	18	8	10	10	2	±13
Enlisted	13	±4	41	5	13	36	7	2	16	8	9	9	NR	±17
Officers	11	±4	78	2	14	44	17	4	25	7	11	12	9	±18
USMCR	17	±5	53	8	21	39	27	7	23	14	20	15	4	±16
Enlisted	18	±6	53	8	21	39	28	7	21	15	21	15	4	±17
Officers	11	±7	NR	5	13	NR	17	3	NR	10	11	17	NR	±21
ANG	10	±2	61	10	24	46	22	6	24	18	21	21	3	±10
Enlisted	10	±2	59	12	26	43	23	6	25	19	22	23	3	±12
Officers	12	±5	73	NR	14	59	13	3	23	17	18	14	2	±19
USAFR	10	±3	63	5	10	39	18	3	12	11	9	7	6	±13
Enlisted	9	±3	59	4	11	36	18	2	12	11	8	5	6	±16
Officers	12	±5	77	9	9	50	18	4	11	12	12	12	8	±20
USCGR	12	±3	53	4	19	43	14	6	15	15	23	21	5	±9
Enlisted	12	±3	51	4	19	41	12	6	14	16	23	20	5	±11
E1 - E4	11	±3	64	8	27	43	15	8	17	10	20	18	1	±14
E5 - E9	12	±4	43	2	14	40	10	4	12	19	24	22	7	±17
Officers	14	±3	64	2	18	51	22	6	19	13	23	23	5	±9
O1 - O3	15	±4	50	5	22	49	23	13	26	20	30	29	7	±12
O4 - O6	14	±4	81	NR	10	51	18	NR	8	3	15	11	3	±16
Females	23	±4	59	5	23	52	18	6	17	18	29	28	7	±8
Enlisted	24	±4	56	6	24	49	15	7	15	20	28	28	6	±10
Officers	21	±5	71	4	18	63	26	4	22	11	30	25	12	±14
Males	10	±3	51	3	17	39	12	6	14	14	20	18	4	±16
Enlisted	10	±3	49	3	16	37	10	5	14	14	20	17	NR	±16
Officers	12	±3	61	2	17	46	20	8	17	14	20	22	2	±12

NR: Not reportable

73. Unwanted Sexual Contact incident rate: Unwanted Sexual Contact can be defined as having experienced without your consent and against your will forced performance or receipt of sexual touching (e.g., intentional touching of genitalia, breasts, or buttocks), attempted or completed sexual intercourse, oral sex, anal sex, or penetration by a finger or object.

	Percent Responding		Percentages	Max ME	Unwanted Sexual Contact
			Incident Rate		
TOTAL DOD	100	±0	1	±1	
ARNG	100	±0	1	±1	
USAR	100	±0	1	±1	
USNR	100	±0	1	±1	
USMCR	100	±0	0	±1	
ANG	100	±0	0	±1	
USAFR	100	±0	1	±1	
Enlisted	100	±0	1	±1	
E1 – E4	100	±0	1	±1	
E1 – E3	100	±0	1	±1	
E4	100	±0	1	±1	
E5 – E9	100	±0	1	±1	
E5 – E7	100	±0	1	±1	
E8 – E9	100	±0	0	±1	
Officers	100	±0	1	±1	
O1 – O3	100	±0	1	±1	
O4 – O6	100	±0	1	±1	
W1 – W5	100	±0	1	±2	
Reserve Unit	100	±0	1	±1	
AGR/FTS/AR	100	±0	1	±1	
IMA	100	±0	1	±2	
Not Activated Past 12 Months	100	±0	1	±1	
Activated Past 12 Months	100	±0	1	±1	
Not Deployed Past 12 Months	100	±0	1	±1	
Deployed Past 12 Months	100	±0	1	±1	
Non-Hispanic White	100	±0	1	±1	
Total Minority	100	±0	1	±1	
Non-Hispanic Black	100	±0	2	±1	
Hispanic	100	±0	1	±1	
FEMALES	100	±0	3	±1	
Enlisted	100	±0	3	±1	
E1 – E4	100	±0	3	±2	
E5 – E9	100	±0	3	±1	
Officers	100	±0	2	±1	
O1 – O3	100	±0	2	±2	
O4 – O6	100	±0	2	±2	
Reserve Unit	100	±0	3	±1	
AGR/FTS/AR	100	±0	2	±2	
IMA	100	±0	1	±2	
Non-Hispanic White	100	±0	3	±1	
Total Minority	100	±0	2	±1	
ARNG	100	±0	3	±2	
Enlisted	100	±0	3	±2	
Officers	100	±0	3	±3	
USAR	100	±0	3	±2	
Enlisted	100	±0	4	±2	
Officers	100	±0	1	±2	

Note. Percent responding are Reserve members who answered the question. Incident rate indicates the percentage of members who had at least one experience of Unwanted Sexual Contact in the 12 months before responding to the survey.

73. Continued	Percent Responding		Percentages		Unwanted Sexual Contact
			Incident Rate	Max ME	
USNR	100	±0	2	±2	
Enlisted	100	±0	2	±3	
Officers	100	±0	2	±3	
USMCR	100	±0	3	±5	
Enlisted	100	±0	4	±6	
Officers	100	±0	1	±6	
ANG	100	±0	2	±2	
Enlisted	100	±0	1	±2	
Officers	100	±0	2	±2	
USAFR	100	±0	2	±2	
Enlisted	100	±0	3	±2	
Officers	100	±0	1	±2	
MALES	100	±0	0	±1	
Enlisted	100	±0	1	±1	
E1 - E4	100	±0	0	±1	
E5 - E9	100	±0	1	±1	
Officers	100	±0	0	±1	
O1 - O3	100	±0	0	±1	
O4 - O6	100	±0	1	±1	
Reserve Unit	100	±0	0	±1	
AGR/FTS/AR	100	±0	0	±1	
IMA	100	±0	1	±2	
Non-Hispanic White	100	±0	0	±1	
Total Minority	100	±0	1	±1	
ARNG	100	±0	1	±1	
Enlisted	100	±0	1	±1	
Officers	100	±0	0	±1	
USAR	100	±0	1	±1	
Enlisted	100	±0	1	±1	
Officers	100	±0	0	±2	
USNR	100	±0	1	±2	
Enlisted	100	±0	1	±2	
Officers	100	±0	1	±2	
USMCR	100	±0	0	±1	
Enlisted	100	±0	0	±1	
Officers	100	±0	1	±2	
ANG	100	±0	0	±1	
Enlisted	100	±0	0	±1	
Officers	100	±0	0	±0	
USAFR	100	±0	1	±1	
Enlisted	100	±0	0	±2	
Officers	100	±0	1	±3	
USCGR	100	±0	1	±1	
Enlisted	100	±0	1	±1	
E1 - E4	100	±0	1	±1	
E5 - E9	100	±0	0	±3	
Officers	100	±0	0	±2	
O1 - O3	100	±0	0	±0	
O4 - O6	100	±0	1	±3	
Females	100	±0	1	±2	
Enlisted	100	±0	2	±2	
Officers	100	±0	0	±0	
Males	100	±0	0	±2	
Enlisted	100	±0	0	±2	
Officers	100	±0	0	±2	

2012 Workplace and Gender Relations Survey of Reserve Component Members

74. Continued	Percent Responding		Percentages			Max ME	Average Number of Incidents		
			1	2	3				
USNR	1	±1	NR	NR	NR		NR		
Enlisted	1	±2	NR	NR	NR		NR		
Officers	1	±2	NR	NR	NR		NR		
USMCR	3	±3	NR	NR	NR		NR		
Enlisted	3	±4	NR	NR	NR		NR		
Officers	NA		NA	NA	NA		NA		
ANG	1	±1	NR	NR	NR		NR		
Enlisted	1	±1	NR	NR	NR		NR		
Officers	2	±2	NR	NR	NR		NR		
USAFR	2	±1	NR	NR	NR		NR		
Enlisted	2	±2	NR	NR	NR		NR		
Officers	1	±1	NR	NR	NR		NR		
MALES	0	±1	NR	9	NR	±21	NR		
Enlisted	0	±1	NR	9	NR	±23	NR		
E1 - E4	0	±1	NR	NR	NR		NR		
E5 - E9	0	±1	8	NR	NR	±22	NR		
Officers	0	±1	NR	NR	NR		NR		
O1 - O3	NA		NA	NA	NA		NA		
O4 - O6	0	±1	NR	NR	NR		NR		
Reserve Unit	0	±1	NR	NR	NR		NR		
AGR/FTS/AR	0	±1	NR	NR	NR		NR		
IMA	0	±1	NR	NR	NR		NR		
Non-Hispanic White	0	±1	NR	NR	NR		NR		
Total Minority	0	±1	NR	NR	NR		NR		
ARNG	0	±1	NR	NR	NR		NR		
Enlisted	0	±1	NR	NR	NR		NR		
Officers	NA		NA	NA	NA		NA		
USAR	0	±1	NR	NR	NR		NR		
Enlisted	0	±1	NR	NR	NR		NR		
Officers	NA		NA	NA	NA		NA		
USNR	1	±1	NR	NR	NR		NR		
Enlisted	1	±1	NR	NR	NR		NR		
Officers	0	±1	NR	NR	NR		NR		
USMCR	0	±1	NR	NR	NR		NR		
Enlisted	0	±1	NR	NR	NR		NR		
Officers	0	±1	NR	NR	NR		NR		
ANG	0	±1	NR	NR	NR		NR		
Enlisted	0	±1	NR	NR	NR		NR		
Officers	NA		NA	NA	NA		NA		
USAFR	0	±1	NR	NR	NR		NR		
Enlisted	0	±1	NR	NR	NR		NR		
Officers	NA		NA	NA	NA		NA		
USCGR	0	±1	NR	NR	NR		NR		
Enlisted	0	±1	NR	NR	NR		NR		
E1 - E4	0	±1	NR	NR	NR		NR		
E5 - E9	NA		NA	NA	NA		NA		
Officers	0	±1	NR	NR	NR		NR		
O1 - O3	NA		NA	NA	NA		NA		
O4 - O6	1	±2	NR	NR	NR		NR		
Females	1	±1	NR	NR	NR		NR		
Enlisted	1	±1	NR	NR	NR		NR		
Officers	NA		NA	NA	NA		NA		
Males	0	±1	NR	NR	NR		NR		
Enlisted	NA		NA	NA	NA		NA		
Officers	0	±1	NR	NR	NR		NR		

NR: Not reportable

NA: Not applicable

75. What did the person(s) do during the situation?

- a. Sexually touched you (e.g., intentional touching of genitalia, breasts, or buttocks) or made you sexually touch them
- b. Attempted to make you have sexual intercourse, but was not successful
- c. Made you have sexual intercourse
- d. Attempted to make you perform or receive oral sex, anal sex, or penetration by a finger or object, but was not successful
- e. Made you perform or receive oral sex, anal sex, or penetration by a finger or object
- f. Did not specify

	Percent Responding		Percentages						Max ME
			a	b	c	d	e	f	
TOTAL DOD	1	±1	62	25	11	20	12	33	±11
ARNG	1	±1	64	22	13	26	13	33	±16
USAR	1	±1	58	30	8	18	14	36	±21
USNR	1	±1	NR	17	6	NR	3	NR	±24
USMCR	0	±1	NR	NR	NR	NR	NR	NR	
ANG	0	±1	NR	NR	7	NR	NR	NR	±22
USAFR	1	±1	NR	24	12	9	14	NR	±21
Enlisted	1	±1	65	26	11	22	13	30	±12
E1 – E4	1	±1	65	27	17	29	17	26	±20
E1 – E3	1	±1	NR	21	17	NR	17	NR	±19
E4	1	±1	61	33	17	29	17	26	±25
E5 – E9	1	±1	64	24	5	16	10	33	±15
E5 – E7	1	±1	64	25	6	17	10	33	±16
E8 – E9	0	±1	NR	NR	NR	NR	NR	NR	
Officers	1	±1	40	18	10	6	6	57	±17
O1 – O3	1	±1	NR	NR	NR	NR	12	NR	±19
O4 – O6	1	±1	NR	12	4	2	4	NR	±19
W1 – W5	1	±2	NR	NR	NR	NR	NR	NR	
Reserve Unit	1	±1	62	25	11	21	13	32	±11
AGR/FTS/AR	1	±1	NR	25	4	9	3	NR	±22
IMA	1	±1	NR	NR	NR	NR	NR	NR	
Not Activated Past 12 Months	1	±1	63	27	12	23	14	32	±12
Activated Past 12 Months	1	±1	60	20	5	10	4	38	±19
Not Deployed Past 12 Months	1	±1	63	25	12	21	13	32	±12
Deployed Past 12 Months	1	±1	NR	22	6	16	6	NR	±17
Non-Hispanic White	1	±1	67	27	16	26	18	25	±14
Total Minority	1	±1	53	21	2	10	3	46	±16
Non-Hispanic Black	2	±1	33	15	NR	7	3	65	±20
Hispanic	1	±1	84	18	NR	6	3	16	±24
FEMALES	3	±1	80	42	19	27	19	13	±9
Enlisted	3	±1	81	43	19	29	20	12	±10
E1 – E4	3	±1	82	40	25	29	25	10	±14
E5 – E9	3	±1	78	46	12	28	12	15	±13
Officers	2	±1	75	35	19	11	11	19	±20
O1 – O3	2	±1	78	NR	NR	NR	13	19	±25
O4 – O6	2	±1	NR	NR	9	NR	9	12	±22
Reserve Unit	3	±1	80	42	20	28	20	12	±10
AGR/FTS/AR	2	±1	NR	NR	8	NR	NR	NR	±22
IMA	1	±2	NR	NR	NR	NR	NR	NR	
Non-Hispanic White	3	±1	85	44	29	32	27	5	±11
Total Minority	2	±1	72	39	3	19	5	26	±15
ARNG	3	±1	86	40	27	33	20	13	±15
Enlisted	3	±1	85	39	28	34	22	13	±16
Officers	3	±3	NR	NR	NR	NR	NR	NR	
USAR	3	±1	81	46	13	27	21	10	±16
Enlisted	4	±2	82	47	13	29	22	9	±17
Officers	1	±1	NR	NR	NR	NR	NR	NR	

Note. Percent responding are Reserve members who answered the question and who experienced unwanted sexual contact (Q73).
NR: Not reportable

2012 Workplace and Gender Relations Survey of Reserve Component Members

75. Continued	Percent Responding		Percentages						Max ME
			a	b	c	d	e	f	
USNR	2	±2	NR	NR	NR	NR	7	6	±18
Enlisted	2	±2	NR	NR	NR	NR	NR	NR	
Officers	2	±2	NR	NR	NR	NR	NR	NR	
USMCR	3	±4	NR	NR	NR	NR	NR	NR	
Enlisted	4	±4	NR	NR	NR	NR	NR	NR	
Officers	1	±3	NR	NR	NR	NR	NR	NR	
ANG	2	±1	NR	NR	NR	NR	NR	NR	
Enlisted	1	±1	NR	NR	NR	NR	NR	NR	
Officers	2	±2	NR	NR	NR	NR	NR	NR	
USAFR	2	±2	NR	NR	19	14	22	NR	±23
Enlisted	3	±2	NR	NR	17	15	17	NR	±25
Officers	1	±1	NR	NR	NR	NR	NR	NR	
MALES	0	±1	39	3	NR	11	NR	58	±20
Enlisted	1	±1	44	4	NR	13	NR	53	±22
E1 - E4	0	±1	NR	NR	NR	NR	NR	NR	
E5 - E9	1	±1	NR	NR	NR	NR	NR	NR	
Officers	0	±1	3	NR	NR	NR	NR	97	±17
O1 - O3	0	±1	NR	NR	NR	NR	NR	NR	
O4 - O6	1	±1	NR	NR	NR	NR	NR	NR	
Reserve Unit	0	±1	38	4	NR	13	NR	59	±22
AGR/FTS/AR	0	±1	NR	NR	NR	NR	NR	NR	
IMA	1	±2	NR	NR	NR	NR	NR	NR	
Non-Hispanic White	0	±1	NR	NR	NR	NR	NR	NR	
Total Minority	1	±1	NR	NR	NR	NR	NR	NR	
ARNG	1	±1	NR	NR	NR	NR	NR	NR	
Enlisted	1	±1	NR	NR	NR	NR	NR	NR	
Officers	0	±1	NR	NR	NR	NR	NR	NR	
USAR	1	±1	NR	NR	NR	NR	NR	NR	
Enlisted	1	±1	NR	NR	NR	NR	NR	NR	
Officers	0	±1	NR	NR	NR	NR	NR	NR	
USNR	1	±1	NR	NR	NR	NR	NR	NR	
Enlisted	1	±1	NR	NR	NR	NR	NR	NR	
Officers	1	±1	NR	NR	NR	NR	NR	NR	
USMCR	0	±1	NR	NR	NR	NR	NR	NR	
Enlisted	0	±1	NR	NR	NR	NR	NR	NR	
Officers	1	±1	NR	NR	NR	NR	NR	NR	
ANG	0	±1	NR	NR	NR	NR	NR	NR	
Enlisted	0	±1	NR	NR	NR	NR	NR	NR	
Officers	NA		NA	NA	NA	NA	NA	NA	
USAFR	1	±1	NR	NR	NR	NR	NR	NR	
Enlisted	0	±1	NR	NR	NR	NR	NR	NR	
Officers	1	±1	NR	NR	NR	NR	NR	NR	
USCGR	1	±1	NR	NR	NR	NR	NR	NR	
Enlisted	1	±1	NR	NR	NR	NR	NR	NR	
E1 - E4	1	±1	NR	NR	NR	NR	NR	NR	
E5 - E9	0	±1	NR	NR	NR	NR	NR	NR	
Officers	0	±1	NR	NR	NR	NR	NR	NR	
O1 - O3	NA		NA	NA	NA	NA	NA	NA	
O4 - O6	1	±2	NR	NR	NR	NR	NR	NR	
Females	1	±1	NR	NR	NR	NR	NR	NR	
Enlisted	2	±2	NR	NR	NR	NR	NR	NR	
Officers	NA		NA	NA	NA	NA	NA	NA	
Males	0	±1	NR	NR	NR	NR	NR	NR	
Enlisted	0	±1	NR	NR	NR	NR	NR	NR	
Officers	0	±1	NR	NR	NR	NR	NR	NR	

NR: Not reportable

NA: Not applicable

75. Most serious unwanted sexual contact behaviors experienced. Constructed from Q75.

1. Experienced unwanted sexual touching
2. Experienced attempted sexual intercourse, anal or oral sex
3. Experienced completed sexual intercourse, anal or oral sex
4. Did not specify

	Percent Responding		Percentages				Max ME
			1	2	3	4	
TOTAL DOD	1	±1	28	23	17	33	±11
ARNG	1	±1	23	25	19	33	±16
USAR	1	±1	26	20	19	36	±21
USNR	1	±1	NR	16	7	NR	±24
USMCR	0	±1	NR	NR	NR	NR	
ANG	0	±1	NR	NR	7	NR	±22
USAFR	1	±1	NR	22	14	NR	±21
Enlisted	1	±1	29	24	17	30	±12
E1 – E4	1	±1	24	27	23	26	±20
E1 – E3	1	±1	25	NR	20	NR	±20
E4	1	±1	23	25	26	26	±25
E5 – E9	1	±1	34	21	12	33	±15
E5 – E7	1	±1	32	22	13	33	±16
E8 – E9	0	±1	NR	NR	NR	NR	
Officers	1	±1	19	12	12	57	±17
O1 – O3	1	±1	19	NR	NR	NR	±24
O4 – O6	1	±1	25	8	4	NR	±23
W1 – W5	1	±2	NR	NR	NR	NR	
Reserve Unit	1	±1	27	23	18	32	±11
AGR/FTS/AR	1	±1	NR	22	7	NR	±22
IMA	1	±1	NR	NR	NR	NR	
Not Activated Past 12 Months	1	±1	25	25	19	32	±12
Activated Past 12 Months	1	±1	39	16	7	38	±19
Not Deployed Past 12 Months	1	±1	27	23	18	32	±12
Deployed Past 12 Months	1	±1	32	19	10	NR	±22
Non-Hispanic White	1	±1	25	26	24	25	±14
Total Minority	1	±1	32	18	4	46	±17
Non-Hispanic Black	2	±1	20	12	3	65	±20
Hispanic	1	±1	NR	15	7	16	±23
FEMALES	3	±1	29	32	27	13	±9
Enlisted	3	±1	29	32	27	12	±10
E1 – E4	3	±1	30	27	34	10	±14
E5 – E9	3	±1	27	40	18	15	±13
Officers	2	±1	35	23	24	19	±20
O1 – O3	2	±1	NR	NR	NR	19	±25
O4 – O6	2	±1	NR	NR	9	12	±22
Reserve Unit	3	±1	29	31	27	12	±9
AGR/FTS/AR	2	±1	NR	NR	NR	NR	
IMA	1	±2	NR	NR	NR	NR	
Non-Hispanic White	3	±1	27	31	38	5	±12
Total Minority	2	±1	33	33	8	26	±15
ARNG	3	±1	26	30	31	13	±15
Enlisted	3	±1	25	30	31	13	±16
Officers	3	±3	NR	NR	NR	NR	
USAR	3	±1	31	31	28	10	±16
Enlisted	4	±2	31	30	30	9	±17
Officers	1	±1	NR	NR	NR	NR	

Note. Percent responding are Reserve members who answered the question and who experienced unwanted sexual contact (Q73). Members who did not indicate what behavior they experienced (Q75) are coded as "Did not specify."
 NR: Not reportable

2012 Workplace and Gender Relations Survey of Reserve Component Members

75. Continued	Percent Responding		Percentages				Max ME
			1	2	3	4	
USNR	2	±2	NR	NR	NR	6	±16
Enlisted	2	±2	NR	NR	NR	NR	
Officers	2	±2	NR	NR	NR	NR	
USMCR	3	±4	NR	NR	NR	NR	
Enlisted	4	±4	NR	NR	NR	NR	
Officers	1	±3	NR	NR	NR	NR	
ANG	2	±1	19	NR	NR	NR	±21
Enlisted	1	±1	NR	NR	NR	NR	
Officers	2	±2	NR	NR	NR	NR	
USAFR	2	±2	NR	NR	22	NR	±22
Enlisted	3	±2	NR	NR	17	NR	±25
Officers	1	±1	NR	NR	NR	NR	
MALES	0	±1	26	11	NR	58	±20
Enlisted	1	±1	30	13	NR	53	±22
E1 - E4	0	±1	NR	NR	NR	NR	
E5 - E9	1	±1	NR	NR	NR	NR	
Officers	0	±1	3	NR	NR	97	±17
O1 - O3	0	±1	NR	NR	NR	NR	
O4 - O6	1	±1	NR	NR	NR	NR	
Reserve Unit	0	±1	24	13	NR	59	±22
AGR/FTS/AR	0	±1	NR	NR	NR	NR	
IMA	1	±2	NR	NR	NR	NR	
Non-Hispanic White	0	±1	23	NR	NR	NR	±22
Total Minority	1	±1	NR	NR	NR	NR	
ARNG	1	±1	NR	NR	NR	NR	
Enlisted	1	±1	NR	NR	NR	NR	
Officers	0	±1	NR	NR	NR	NR	
USAR	1	±1	NR	NR	NR	NR	
Enlisted	1	±1	NR	NR	NR	NR	
Officers	0	±1	NR	NR	NR	NR	
USNR	1	±1	NR	NR	NR	NR	
Enlisted	1	±1	NR	NR	NR	NR	
Officers	1	±1	NR	NR	NR	NR	
USMCR	0	±1	NR	NR	NR	NR	
Enlisted	0	±1	NR	NR	NR	NR	
Officers	1	±1	NR	NR	NR	NR	
ANG	0	±1	NR	NR	NR	NR	
Enlisted	0	±1	NR	NR	NR	NR	
Officers	NA		NA	NA	NA	NA	
USAFR	1	±1	NR	NR	NR	NR	
Enlisted	0	±1	NR	NR	NR	NR	
Officers	1	±1	NR	NR	NR	NR	
USCGR	1	±1	NR	NR	NR	NR	
Enlisted	1	±1	NR	NR	NR	NR	
E1 - E4	1	±1	NR	NR	NR	NR	
E5 - E9	0	±1	NR	NR	NR	NR	
Officers	0	±1	NR	NR	NR	NR	
O1 - O3	NA		NA	NA	NA	NA	
O4 - O6	1	±2	NR	NR	NR	NR	
Females	1	±1	NR	NR	NR	NR	
Enlisted	2	±2	NR	NR	NR	NR	
Officers	NA		NA	NA	NA	NA	
Males	0	±1	NR	NR	NR	NR	
Enlisted	0	±1	NR	NR	NR	NR	
Officers	0	±1	NR	NR	NR	NR	

NR: Not reportable

NA: Not applicable

76. Did the situation occur...

- a. At a military installation (e.g., on base)?
- b. At a non-military location (e.g., off base)?
- c. While activated?
- d. While deployed?

	Percent Responding		Percentages				Max ME
			a	b	c	d	
TOTAL DOD	1	±1	53	40	37	20	±10
ARNG	1	±1	56	38	42	15	±17
USAR	1	±1	38	43	19	11	±16
USNR	1	±1	NR	NR	NR	NR	
USMCR	0	±1	NR	NR	NR	NR	
ANG	0	±1	NR	NR	NR	NR	
USAFR	1	±1	NR	NR	NR	NR	
Enlisted	1	±1	56	41	38	21	±11
E1 – E4	1	±1	47	52	30	9	±17
E1 – E3	1	±1	NR	NR	NR	3	±16
E4	1	±1	50	47	27	13	±21
E5 – E9	1	±1	62	32	44	30	±15
E5 – E7	1	±1	62	32	43	29	±16
E8 – E9	0	±1	NR	NR	NR	NR	
Officers	1	±1	30	32	28	17	±19
O1 – O3	0	±1	NR	NR	NR	NR	
O4 – O6	1	±1	25	22	21	NR	±25
W1 – W5	1	±2	NR	NR	NR	NR	
Reserve Unit	1	±1	53	41	38	21	±11
AGR/FTS/AR	1	±1	NR	NR	NR	NR	
IMA	1	±1	NR	NR	NR	NR	
Not Activated Past 12 Months	1	±1	49	44	27	15	±13
Activated Past 12 Months	1	±1	63	27	64	34	±18
Not Deployed Past 12 Months	1	±1	49	44	33	15	±12
Deployed Past 12 Months	1	±1	69	21	NR	NR	±24
Non-Hispanic White	1	±1	54	44	36	18	±13
Total Minority	1	±1	51	33	38	24	±18
Non-Hispanic Black	1	±1	36	24	23	10	±22
Hispanic	1	±1	NR	NR	NR	NR	
FEMALES	3	±1	49	52	28	16	±9
Enlisted	3	±1	50	52	27	16	±10
E1 – E4	3	±1	40	64	21	7	±14
E5 – E9	3	±1	64	36	34	28	±13
Officers	2	±1	43	50	39	21	±21
O1 – O3	2	±1	NR	NR	NR	NR	
O4 – O6	2	±1	NR	NR	NR	NR	
Reserve Unit	3	±1	48	53	30	17	±9
AGR/FTS/AR	2	±1	NR	NR	NR	NR	
IMA	1	±2	NR	NR	NR	NR	
Non-Hispanic White	3	±1	49	59	26	14	±11
Total Minority	2	±1	50	40	32	20	±15
ARNG	3	±1	49	53	33	15	±15
Enlisted	3	±1	49	55	31	14	±16
Officers	3	±3	NR	NR	NR	NR	
USAR	3	±1	48	56	22	12	±15
Enlisted	4	±2	49	56	21	13	±16
Officers	1	±1	NR	NR	NR	NR	

Note. Percent responding are Reserve members who answered the question and who experienced unwanted sexual contact (Q73).
 NR: Not reportable

2012 Workplace and Gender Relations Survey of Reserve Component Members

76. Continued	Percent Responding		Percentages				Max ME
			a	b	c	d	
USNR	2	±2	NR	NR	NR	NR	
Enlisted	2	±2	NR	NR	NR	NR	
Officers	2	±2	NR	NR	NR	NR	
USMCR	3	±4	NR	NR	NR	NR	
Enlisted	4	±4	NR	NR	NR	NR	
Officers	NA		NA	NA	NA	NA	
ANG	1	±1	NR	NR	NR	NR	
Enlisted	1	±1	NR	NR	NR	NR	
Officers	2	±2	NR	NR	NR	NR	
USAFR	2	±2	NR	NR	NR	NR	
Enlisted	3	±2	NR	NR	NR	NR	
Officers	1	±1	NR	NR	NR	NR	
MALES	0	±1	57	23	49	26	±21
Enlisted	0	±1	63	25	53	28	±23
E1 - E4	0	±1	NR	NR	NR	NR	
E5 - E9	1	±1	NR	NR	NR	NR	
Officers	0	±1	NR	NR	NR	NR	
O1 - O3	0	±1	NR	NR	NR	NR	
O4 - O6	0	±1	NR	NR	NR	NR	
Reserve Unit	0	±1	59	23	NR	28	±23
AGR/FTS/AR	0	±1	NR	NR	NR	NR	
IMA	1	±2	NR	NR	NR	NR	
Non-Hispanic White	0	±1	NR	24	NR	24	±24
Total Minority	1	±1	NR	NR	NR	NR	
ARNG	1	±1	NR	NR	NR	NR	
Enlisted	1	±1	NR	NR	NR	NR	
Officers	0	±1	NR	NR	NR	NR	
USAR	0	±1	NR	NR	NR	NR	
Enlisted	0	±1	NR	NR	NR	NR	
Officers	0	±1	NR	NR	NR	NR	
USNR	1	±1	NR	NR	NR	NR	
Enlisted	1	±1	NR	NR	NR	NR	
Officers	0	±1	NR	NR	NR	NR	
USMCR	0	±1	NR	NR	NR	NR	
Enlisted	0	±1	NR	NR	NR	NR	
Officers	1	±1	NR	NR	NR	NR	
ANG	0	±1	NR	NR	NR	NR	
Enlisted	0	±1	NR	NR	NR	NR	
Officers	NA		NA	NA	NA	NA	
USAFR	1	±1	NR	NR	NR	NR	
Enlisted	0	±1	NR	NR	NR	NR	
Officers	1	±1	NR	NR	NR	NR	
USCGR	1	±1	NR	NR	NR	NR	
Enlisted	1	±1	NR	NR	NR	NR	
E1 - E4	1	±1	NR	NR	NR	NR	
E5 - E9	0	±1	NR	NR	NR	NR	
Officers	0	±1	NR	NR	NR	NR	
O1 - O3	NA		NA	NA	NA	NA	
O4 - O6	1	±2	NR	NR	NR	NR	
Females	1	±1	NR	NR	NR	NR	
Enlisted	2	±2	NR	NR	NR	NR	
Officers	NA		NA	NA	NA	NA	
Males	0	±1	NR	NR	NR	NR	
Enlisted	0	±1	NR	NR	NR	NR	
Officers	0	±1	NR	NR	NR	NR	

NR: Not reportable

NA: Not applicable

77. Did the situation occur...

a. During your work day/duty hours?

b. While you were deployed to a combat zone or to an area where you drew imminent danger pay or hostile fire pay?

c. During Inactive Duty Training (IDT)/ Drill weekends?

	Percent Responding		Percentages			Max ME
			a	b	c	
TOTAL DOD	1	±1	41	18	31	±10
ARNG	1	±1	42	18	35	±18
USAR	1	±1	29	8	26	±15
USNR	1	±1	NR	NR	NR	
USMCR	0	±1	NR	NR	NR	
ANG	0	±1	NR	NR	10	±23
USAFR	1	±1	NR	NR	NR	
Enlisted	1	±1	43	19	34	±11
E1 - E4	1	±1	31	8	30	±14
E1 - E3	1	±1	22	3	25	±21
E4	1	±1	38	13	33	±20
E5 - E9	1	±1	53	29	38	±16
E5 - E7	1	±1	52	29	39	±17
E8 - E9	0	±1	NR	NR	NR	
Officers	1	±1	21	8	6	±16
O1 - O3	0	±1	NR	NR	NR	
O4 - O6	1	±1	25	NR	4	±25
W1 - W5	1	±1	NR	NR	NR	
Reserve Unit	1	±1	40	19	33	±11
AGR/FTS/AR	1	±1	NR	NR	NR	
IMA	1	±1	NR	NR	NR	
Not Activated Past 12 Months	1	±1	36	15	37	±13
Activated Past 12 Months	1	±1	55	28	14	±18
Not Deployed Past 12 Months	1	±1	36	13	34	±13
Deployed Past 12 Months	1	±1	63	45	18	±23
Non-Hispanic White	1	±1	40	17	35	±12
Total Minority	1	±1	42	21	25	±18
Non-Hispanic Black	2	±1	30	7	18	±21
Hispanic	1	±1	NR	NR	NR	
FEMALES	3	±1	40	13	36	±9
Enlisted	3	±1	40	12	38	±10
E1 - E4	3	±1	35	7	33	±14
E5 - E9	3	±1	47	19	45	±13
Officers	2	±1	34	15	11	±23
O1 - O3	2	±1	NR	NR	NR	
O4 - O6	2	±1	NR	NR	10	±22
Reserve Unit	3	±1	39	13	37	±10
AGR/FTS/AR	2	±1	NR	NR	NR	
IMA	1	±2	NR	NR	NR	
Non-Hispanic White	3	±1	39	10	38	±11
Total Minority	2	±1	40	16	31	±15
ARNG	3	±1	44	15	42	±15
Enlisted	3	±1	44	14	45	±16
Officers	3	±3	NR	NR	NR	
USAR	3	±1	40	12	39	±16
Enlisted	4	±2	41	13	42	±16
Officers	1	±1	NR	NR	NR	

Note. Percent responding are Reserve members who answered the question and who experienced unwanted sexual contact (Q73).
NR: Not reportable

2012 Workplace and Gender Relations Survey of Reserve Component Members

77. Continued	Percent Responding		Percentages			Max ME
			a	b	c	
USNR	2	±2	NR	NR	NR	
Enlisted	2	±2	NR	NR	NR	
Officers	2	±2	NR	NR	NR	
USMCR	3	±4	NR	NR	NR	
Enlisted	4	±4	NR	NR	NR	
Officers	NA		NA	NA	NA	
ANG	1	±1	NR	NR	NR	
Enlisted	1	±1	NR	NR	NR	
Officers	2	±2	NR	NR	NR	
USAFR	2	±2	NR	NR	30	±25
Enlisted	3	±2	NR	NR	NR	
Officers	1	±1	NR	NR	NR	
MALES	0	±1	42	26	25	±21
Enlisted	0	±1	46	29	28	±22
E1 - E4	0	±1	NR	NR	NR	
E5 - E9	1	±1	NR	NR	NR	
Officers	0	±1	NR	NR	NR	
O1 - O3	0	±1	NR	NR	NR	
O4 - O6	0	±1	NR	NR	NR	
Reserve Unit	0	±1	41	27	27	±23
AGR/FTS/AR	0	±1	NR	NR	NR	
IMA	1	±2	NR	NR	NR	
Non-Hispanic White	0	±1	NR	NR	NR	
Total Minority	1	±1	NR	NR	NR	
ARNG	1	±1	NR	NR	NR	
Enlisted	1	±1	NR	NR	NR	
Officers	0	±1	NR	NR	NR	
USAR	1	±1	NR	NR	NR	
Enlisted	1	±1	NR	NR	NR	
Officers	0	±1	NR	NR	NR	
USNR	1	±1	NR	NR	NR	
Enlisted	1	±1	NR	NR	NR	
Officers	0	±1	NR	NR	NR	
USMCR	0	±1	NR	NR	NR	
Enlisted	0	±1	NR	NR	NR	
Officers	1	±1	NR	NR	NR	
ANG	0	±1	NR	NR	NR	
Enlisted	0	±1	NR	NR	NR	
Officers	NA		NA	NA	NA	
USAFR	1	±1	NR	NR	NR	
Enlisted	0	±1	NR	NR	NR	
Officers	1	±1	NR	NR	NR	
USCGR	1	±1	NR	NR	NR	
Enlisted	1	±1	NR	NR	NR	
E1 - E4	1	±1	NR	NR	NR	
E5 - E9	0	±1	NR	NR	NR	
Officers	0	±1	NR	NR	NR	
O1 - O3	NA		NA	NA	NA	
O4 - O6	1	±2	NR	NR	NR	
Females	1	±1	NR	NR	NR	
Enlisted	2	±2	NR	NR	NR	
Officers	NA		NA	NA	NA	
Males	0	±1	NR	NR	NR	
Enlisted	0	±1	NR	NR	NR	
Officers	0	±1	NR	NR	NR	

NR: Not reportable

NA: Not applicable

78. How many offender(s) were involved?

1. One person

2. More than one person

3. Not sure

	Percent Responding		Percentages			Max ME	One Offender Involved		
			1	2	3				
TOTAL DOD	1	±1	50	26	24	±12	66.0	±11.0	
ARNG	1	±1	42	32	26	±18	57.0	±17.0	
USAR	1	±1	53	17	29	±25	75.0	±16.0	
USNR	1	±1	NR	NR	3	±9	NR		
USMCR	0	±1	NR	NR	NR		NR		
ANG	0	±1	NR	NR	NR		NR		
USAFR	1	±1	NR	13	NR	±22	NR		
Enlisted	1	±1	49	27	24	±13	64.0	±11.0	
E1 – E4	1	±1	56	22	22	±21	72.0	±15.0	
E1 – E3	1	±1	NR	17	NR	±19	79.0	±21.0	
E4	1	±1	51	26	NR	±19	66.0	±20.0	
E5 – E9	1	±1	42	32	26	±18	57.0	±16.0	
E5 – E7	1	±1	42	32	26	±19	57.0	±16.0	
E8 – E9	0	±1	NR	NR	NR		NR		
Officers	0	±1	63	15	23	±23	81.0	±21.0	
O1 – O3	0	±1	NR	NR	NR		NR		
O4 – O6	0	±1	77	NR	7	±25	NR		
W1 – W5	0	±1	NR	NR	NR		NA		
Reserve Unit	1	±1	49	27	24	±13	64.0	±11.0	
AGR/FTS/AR	1	±1	NR	NR	NR		NR		
IMA	1	±1	NR	NR	NR		NR		
Not Activated Past 12 Months	1	±1	43	28	29	±15	61.0	±13.0	
Activated Past 12 Months	1	±1	72	20	8	±17	78.0	±16.0	
Not Deployed Past 12 Months	1	±1	48	24	28	±13	66.0	±12.0	
Deployed Past 12 Months	1	±1	63	37	NR	±22	63.0	±22.0	
Non-Hispanic White	1	±1	57	32	11	±15	64.0	±13.0	
Total Minority	1	±1	40	18	42	±18	69.0	±16.0	
Non-Hispanic Black	1	±1	33	16	NR	±23	NR		
Hispanic	1	±1	NR	18	NR	±24	NR		
FEMALES	3	±1	65	27	8	±9	71.0	±10.0	
Enlisted	3	±1	64	28	8	±10	70.0	±10.0	
E1 – E4	3	±1	66	27	7	±14	71.0	±14.0	
E5 – E9	2	±1	61	30	9	±14	68.0	±15.0	
Officers	2	±1	75	16	9	±21	82.0	±23.0	
O1 – O3	2	±1	NR	NR	NR		NR		
O4 – O6	2	±1	NR	NR	10	±21	NR		
Reserve Unit	3	±1	64	28	8	±10	70.0	±10.0	
AGR/FTS/AR	2	±1	NR	NR	NR		NR		
IMA	1	±2	NR	NR	NR		NR		
Non-Hispanic White	3	±1	72	25	3	±11	74.0	±11.0	
Total Minority	2	±1	53	30	17	±16	64.0	±17.0	
ARNG	3	±1	52	33	15	±15	61.0	±16.0	
Enlisted	3	±1	51	34	15	±16	60.0	±17.0	
Officers	3	±3	NR	NR	NR		NR		
USAR	3	±1	76	23	1	±16	77.0	±16.0	
Enlisted	4	±2	75	23	2	±17	76.0	±17.0	
Officers	1	±1	NR	NR	NR		NR		

Note. Percent responding are Reserve members who answered the question and who experienced unwanted sexual contact (Q73). One Offender Involved does not include those who indicated "Not sure."

NR: Not reportable

NA: Not applicable

2012 Workplace and Gender Relations Survey of Reserve Component Members

78. Continued	Percent Responding		Percentages			Max ME	One Offender Involved		
			1	2	3				
USNR	2	±2	NR	NR	6	±16	NR		
Enlisted	2	±2	NR	NR	NR		NR		
Officers	2	±2	NR	NR	NR		NR		
USMCR	3	±4	NR	NR	NR		NR		
Enlisted	4	±4	NR	NR	NR		NR		
Officers	1	±3	NR	NR	NR		NR		
ANG	1	±1	NR	NR	NR		NR		
Enlisted	1	±1	NR	NR	NR		NR		
Officers	2	±2	NR	NR	NR		NR		
USAFR	2	±2	NR	NR	NR		NR		
Enlisted	2	±2	NR	NR	NR		NR		
Officers	1	±1	NR	NR	NR		NR		
MALES	0	±1	28	25	47	±21	NR		
Enlisted	0	±1	28	26	NR	±22	NR		
E1 - E4	0	±1	NR	NR	NR		NR		
E5 - E9	1	±1	26	NR	NR	±24	NR		
Officers	0	±1	NR	NR	NR		NR		
O1 - O3	0	±1	NR	NR	NR		NA		
O4 - O6	0	±1	NR	NR	NR		NR		
Reserve Unit	0	±1	25	26	NR	±24	NR		
AGR/FTS/AR	0	±1	NR	NR	NR		NR		
IMA	0	±1	NR	NR	NR		NR		
Non-Hispanic White	0	±1	NR	NR	NR		NR		
Total Minority	1	±1	NR	4	NR	±16	NR		
ARNG	0	±1	NR	NR	NR		NR		
Enlisted	1	±1	NR	NR	NR		NR		
Officers	0	±1	NR	NR	NR		NA		
USAR	0	±1	NR	NR	NR		NR		
Enlisted	1	±1	NR	NR	NR		NR		
Officers	NA		NA	NA	NA		NA		
USNR	1	±1	NR	NR	NR		NR		
Enlisted	1	±1	NR	NR	NR		NR		
Officers	0	±1	NR	NR	NR		NR		
USMCR	0	±1	NR	NR	NR		NR		
Enlisted	0	±1	NR	NR	NR		NR		
Officers	1	±1	NR	NR	NR		NR		
ANG	0	±1	NR	NR	NR		NR		
Enlisted	0	±1	NR	NR	NR		NR		
Officers	NA		NA	NA	NA		NA		
USAFR	0	±1	NR	NR	NR		NR		
Enlisted	0	±1	NR	NR	NR		NR		
Officers	0	±1	NR	NR	NR		NA		
USCGR	0	±1	NR	NR	NR		NR		
Enlisted	0	±1	NR	NR	NR		NR		
E1 - E4	1	±1	NR	NR	NR		NR		
E5 - E9	0	±1	NR	NR	NR		NA		
Officers	0	±1	NR	NR	NR		NR		
O1 - O3	NA		NA	NA	NA		NA		
O4 - O6	1	±2	NR	NR	NR		NR		
Females	1	±1	NR	NR	NR		NR		
Enlisted	1	±1	NR	NR	NR		NR		
Officers	NA		NA	NA	NA		NA		
Males	0	±1	NR	NR	NR		NR		
Enlisted	0	±1	NR	NR	NR		NA		
Officers	0	±1	NR	NR	NR		NR		

NR: Not reportable

NA: Not applicable

79. What was/were the gender(s) of the offender(s)?

1. Male only
4. Not sure

2. Female only

3. Both male and female

	Percent Responding		Percentages				Max ME	Male Offender Involved		
			1	2	3	4				
TOTAL DOD	1	±1	57	10	14	19	±12	88.0	±11.0	
ARNG	1	±1	55	10	18	17	±21	88.0	±19.0	
USAR	1	±1	55	4	11	29	±25	94.0	±16.0	
USNR	1	±1	NR	NR	NR	2	±9	NR		
USMCR	0	±1	NR	NR	NR	NR		NR		
ANG	0	±1	NR	NR	NR	NR		NR		
USAFR	1	±1	NR	NR	3	NR	±18	NR		
Enlisted	1	±1	55	10	16	19	±13	88.0	±12.0	
E1 – E4	1	±1	67	5	7	21	±21	94.0	±18.0	
E1 – E3	1	±1	NR	3	5	NR	±17	NR		
E4	1	±1	63	NR	8	NR	±23	NR		
E5 – E9	1	±1	43	15	24	18	±18	82.0	±19.0	
E5 – E7	1	±1	46	13	24	17	±19	84.0	±20.0	
E8 – E9	0	±1	NR	NR	NR	NR		NR		
Officers	0	±1	74	5	NR	21	±24	94.0	±15.0	
O1 – O3	0	±1	NR	NR	NR	NR		NR		
O4 – O6	0	±1	91	NR	NR	4	±23	NR		
W1 – W5	0	±1	NR	NR	NR	NR		NA		
Reserve Unit	1	±1	56	10	15	19	±13	88.0	±12.0	
AGR/FTS/AR	1	±1	NR	8	NR	NR	±22	NR		
IMA	1	±1	NR	NR	NR	NR		NR		
Not Activated Past 12 Months	1	±1	56	5	17	23	±14	94.0	±11.0	
Activated Past 12 Months	1	±1	58	26	7	8	±25	NR		
Not Deployed Past 12 Months	1	±1	55	7	15	23	±13	90.0	±12.0	
Deployed Past 12 Months	1	±1	NR	NR	13	NR	±22	NR		
Non-Hispanic White	1	±1	68	10	12	10	±16	89.0	±14.0	
Total Minority	1	±1	40	9	18	33	±20	86.0	±23.0	
Non-Hispanic Black	1	±1	37	NR	2	NR	±21	NR		
Hispanic	1	±1	NR	NR	NR	12	±23	NR		
FEMALES	3	±1	82	3	9	6	±8	97.0	±6.0	
Enlisted	3	±1	82	3	10	6	±9	97.0	±6.0	
E1 – E4	3	±1	82	2	9	7	±13	98.0	±11.0	
E5 – E9	2	±1	81	4	10	5	±13	96.0	±12.0	
Officers	2	±1	87	6	NR	7	±19	93.0	±17.0	
O1 – O3	2	±1	NR	NR	NR	NR		NR		
O4 – O6	2	±1	NR	NR	NR	NR		NR		
Reserve Unit	3	±1	83	2	9	5	±9	98.0	±6.0	
AGR/FTS/AR	2	±1	NR	NR	NR	NR		NR		
IMA	1	±2	NR	NR	NR	NR		NR		
Non-Hispanic White	3	±1	91	3	5	1	±9	97.0	±8.0	
Total Minority	2	±1	67	3	15	15	±16	97.0	±10.0	
ARNG	3	±1	80	4	5	11	±14	95.0	±13.0	
Enlisted	3	±1	79	5	5	11	±16	95.0	±14.0	
Officers	3	±3	NR	NR	NR	NR		NR		
USAR	3	±1	83	2	13	1	±16	98.0	±5.0	
Enlisted	4	±2	84	NR	14	2	±16	NR		
Officers	1	±1	NR	NR	NR	NR		NR		

Note. Percent responding are Reserve members who answered the question and who experienced unwanted sexual contact (Q73). Male Offender Involved does not include those who indicated "Not sure."

NR: Not reportable

NA: Not applicable

2012 Workplace and Gender Relations Survey of Reserve Component Members

79. Continued	Percent Responding		Percentages				Max ME	Male Offender Involved		
			1	2	3	4				
USNR	2	±2	NR	NR	NR	3	±16	NR		
Enlisted	2	±2	NR	NR	NR	NR		NR		
Officers	2	±2	NR	NR	NR	NR		NR		
USMCR	3	±4	NR	NR	NR	NR		NR		
Enlisted	4	±4	NR	NR	NR	NR		NR		
Officers	1	±3	NR	NR	NR	NR		NR		
ANG	1	±1	NR	NR	NR	NR		NR		
Enlisted	1	±1	NR	NR	NR	NR		NR		
Officers	2	±2	NR	NR	NR	NR		NR		
USAFR	2	±2	NR	NR	NR	NR		NR		
Enlisted	2	±2	NR	NR	NR	NR		NR		
Officers	1	±1	NR	NR	NR	NR		NR		
MALES	0	±1	18	19	23	40	±23	NR		
Enlisted	0	±1	17	20	24	38	±24	NR		
E1 - E4	0	±1	NR	NR	NR	NR		NR		
E5 - E9	1	±1	10	NR	NR	NR	±19	NR		
Officers	0	±1	NR	NR	NR	NR		NR		
O1 - O3	0	±1	NR	NR	NR	NR		NA		
O4 - O6	0	±1	NR	NR	NR	NR		NR		
Reserve Unit	0	±1	15	21	NR	NR	±24	NR		
AGR/FTS/AR	0	±1	NR	NR	NR	NR		NR		
IMA	0	±1	NR	NR	NR	NR		NR		
Non-Hispanic White	0	±1	NR	NR	NR	NR		NR		
Total Minority	1	±1	9	NR	NR	NR	±21	NR		
ARNG	0	±1	NR	NR	NR	NR		NR		
Enlisted	1	±1	NR	NR	NR	NR		NR		
Officers	0	±1	NR	NR	NR	NR		NA		
USAR	0	±1	NR	NR	NR	NR		NR		
Enlisted	1	±1	NR	NR	NR	NR		NR		
Officers	NA		NA	NA	NA	NA		NA		
USNR	0	±1	NR	NR	NR	NR		NR		
Enlisted	0	±1	NR	NR	NR	NR		NR		
Officers	0	±1	NR	NR	NR	NR		NR		
USMCR	0	±1	NR	NR	NR	NR		NR		
Enlisted	0	±1	NR	NR	NR	NR		NR		
Officers	1	±1	NR	NR	NR	NR		NR		
ANG	0	±1	NR	NR	NR	NR		NR		
Enlisted	0	±1	NR	NR	NR	NR		NR		
Officers	NA		NA	NA	NA	NA		NA		
USAFR	0	±1	NR	NR	NR	NR		NR		
Enlisted	0	±1	NR	NR	NR	NR		NR		
Officers	0	±1	NR	NR	NR	NR		NA		
USCGR	0	±1	NR	NR	NR	NR		NR		
Enlisted	0	±1	NR	NR	NR	NR		NR		
E1 - E4	1	±1	NR	NR	NR	NR		NR		
E5 - E9	0	±1	NR	NR	NR	NR		NA		
Officers	0	±1	NR	NR	NR	NR		NR		
O1 - O3	NA		NA	NA	NA	NA		NA		
O4 - O6	1	±2	NR	NR	NR	NR		NR		
Females	1	±1	NR	NR	NR	NR		NR		
Enlisted	1	±1	NR	NR	NR	NR		NR		
Officers	NA		NA	NA	NA	NA		NA		
Males	0	±1	NR	NR	NR	NR		NR		
Enlisted	0	±1	NR	NR	NR	NR		NA		
Officers	0	±1	NR	NR	NR	NR		NR		

NR: Not reportable

NA: Not applicable

2012 Workplace and Gender Relations Survey of Reserve Component Members

80. Was the offender(s)...

- a. Someone in your military chain of command?
- b. Other military person(s) of higher rank/grade who was not in your chain of command?
- c. Your military coworker(s)?
- d. Your military subordinate(s)?
- e. Other military person(s)?
- f. DoD/DHS civilian employee(s)?
- g. DoD/DHS civilian contractor(s)?
- h. Your spouse/significant other?
- i. Person(s) in the local community?
- j. Unknown person(s)?

	Percent Responding		Percentages										Max ME
			a	b	c	d	e	f	g	h	i	j	
TOTAL DOD	1	±1	22	29	50	21	24	7	6	4	16	7	±10
ARNG	1	±1	22	31	65	26	25	1	2	1	19	6	±19
USAR	1	±1	20	25	27	10	13	9	7	4	13	4	±15
USNR	1	±1	NR	NR	NR	NR	NR	NR	2	NR	2	NR	±11
USMCR	0	±1	NR	NR	NR	NR	NR	NR	NR	NR	NR	NR	
ANG	0	±1	13	NR	21	NR	NR	NR	NR	NR	NR	NR	±25
USAFR	1	±1	NR	NR	NR	NR	NR	NR	NR	NR	NR	NR	
Enlisted	1	±1	22	30	51	22	24	7	7	5	17	8	±11
E1 – E4	1	±1	24	29	49	12	22	4	4	7	16	12	±16
E1 – E3	1	±1	14	25	NR	16	32	NR	NR	NR	13	13	±22
E4	1	±1	32	31	50	9	13	NR	NR	13	19	11	±22
E5 – E9	1	±1	21	31	53	31	27	10	9	3	17	4	±17
E5 – E7	1	±1	22	31	56	29	26	9	9	3	18	4	±17
E8 – E9	0	±1	NR	NR	NR	NR	NR	NR	NR	NR	NR	NR	
Officers	0	±1	22	22	33	6	18	6	2	NR	5	3	±21
O1 – O3	0	±1	NR	NR	NR	NR	NR	NR	4	NR	NR	NR	±20
O4 – O6	0	±1	19	NR	NR	6	NR	8	NR	NR	11	NR	±24
W1 – W5	1	±1	NR	NR	NR	NR	NR	NR	NR	NR	NR	NR	
Reserve Unit	1	±1	24	30	50	20	24	7	7	5	16	8	±11
AGR/FTS/AR	1	±1	13	27	NR	NR	20	NR	3	NR	NR	7	±23
IMA	1	±1	4	NR	NR	NR	NR	NR	NR	NR	NR	NR	±19
Not Activated Past 12 Months	1	±1	23	30	50	21	29	7	7	6	19	10	±12
Activated Past 12 Months	1	±1	21	26	49	20	9	9	4	NR	6	NR	±21
Not Deployed Past 12 Months	1	±1	20	29	47	18	24	7	6	5	17	8	±12
Deployed Past 12 Months	1	±1	33	30	NR	NR	23	8	10	NR	10	6	±21
Non-Hispanic White	1	±1	23	34	51	16	25	7	5	5	14	7	±13
Total Minority	1	±1	22	22	48	29	21	8	8	4	18	8	±20
Non-Hispanic Black	2	±1	16	15	32	24	13	3	3	3	9	9	±23
Hispanic	1	±1	14	21	NR	NR	NR	16	10	3	NR	3	±24
FEMALES	3	±1	30	37	49	14	24	6	7	4	16	9	±9
Enlisted	3	±1	30	37	49	15	25	6	8	4	17	10	±10
E1 – E4	3	±1	25	32	46	13	26	1	1	6	19	12	±14
E5 – E9	3	±1	36	44	53	17	23	13	16	3	15	6	±13
Officers	1	±1	36	34	48	10	18	6	3	NR	8	NR	±22
O1 – O3	1	±1	NR	NR	NR	NR	NR	NR	NR	NR	NR	NR	
O4 – O6	2	±1	NR	NR	NR	10	NR	4	NR	NR	NR	NR	±23
Reserve Unit	3	±1	31	36	48	13	23	6	7	4	16	9	±10
AGR/FTS/AR	2	±1	NR	NR	NR	NR	NR	NR	NR	NR	NR	NR	
IMA	1	±2	NR	NR	NR	NR	NR	NR	NR	NR	NR	NR	
Non-Hispanic White	3	±1	25	36	47	8	25	5	5	4	17	8	±12
Total Minority	2	±1	38	39	52	24	22	9	11	5	16	12	±15
ARNG	3	±1	32	39	62	18	29	3	5	2	20	12	±15
Enlisted	3	±1	31	38	59	18	30	3	5	2	21	12	±16
Officers	2	±2	NR	NR	NR	NR	NR	NR	NR	NR	NR	NR	
USAR	3	±1	30	37	40	7	20	9	11	7	19	7	±17
Enlisted	4	±2	30	38	42	8	20	8	12	7	19	7	±18
Officers	1	±1	NR	NR	NR	NR	NR	NR	NR	NR	NR	NR	

Note. Percent responding are Reserve members who answered the question and who experienced unwanted sexual contact (Q73).
NR: Not reportable

2012 Workplace and Gender Relations Survey of Reserve Component Members

80. Continued	Percent Responding		Percentages										Max ME
			a	b	c	d	e	f	g	h	i	j	
USNR	2	±2	NR	NR	NR	NR	4	NR	4	NR	3	NR	±18
Enlisted	2	±2	NR	NR	NR	NR	NR	NR	NR	NR	NR	NR	
Officers	2	±2	NR	NR	NR	NR	NR	NR	NR	NR	NR	NR	
USMCR	3	±4	NR	NR	NR	NR	NR	NR	NR	NR	NR	NR	
Enlisted	4	±4	NR	NR	NR	NR	NR	NR	NR	NR	NR	NR	
Officers	NA		NA	NA	NA	NA	NA	NA	NA	NA	NA	NA	
ANG	1	±1	NR	NR	NR	2	NR	NR	NR	NR	NR	NR	±13
Enlisted	1	±1	NR	NR	NR	NR	NR	NR	NR	NR	NR	NR	
Officers	2	±2	NR	NR	NR	NR	NR	NR	NR	NR	NR	NR	
USAFR	2	±2	NR	NR	NR	NR	NR	7	NR	NR	4	NR	±22
Enlisted	3	±2	NR	NR	NR	NR	NR	NR	NR	NR	2	NR	±11
Officers	1	±1	NR	NR	NR	NR	NR	NR	NR	NR	NR	NR	
MALES	0	±1	12	18	51	31	23	9	5	5	15	5	±23
Enlisted	0	±1	13	20	NR	33	24	9	5	5	16	5	±24
E1 - E4	0	±1	NR	NR	NR	NR	NR	NR	NR	NR	NR	NR	
E5 - E9	1	±1	8	19	NR	NR	NR	8	2	2	NR	2	±25
Officers	0	±1	NR	NR	NR	NR	NR	NR	NR	NR	NR	NR	
O1 - O3	0	±1	NR	NR	NR	NR	NR	NR	NR	NR	NR	NR	
O4 - O6	0	±1	NR	NR	NR	NR	NR	NR	NR	NR	NR	NR	
Reserve Unit	0	±1	13	21	NR	30	26	8	6	6	16	6	±25
AGR/FTS/AR	0	±1	NR	NR	NR	NR	NR	NR	NR	NR	NR	NR	
IMA	1	±2	NR	NR	NR	NR	NR	NR	NR	NR	NR	NR	
Non-Hispanic White	0	±1	NR	NR	NR	NR	NR	NR	NR	NR	NR	NR	
Total Minority	1	±1	NR	NR	NR	NR	NR	8	NR	NR	NR	NR	±18
ARNG	1	±1	NR	NR	NR	NR	NR	NR	NR	NR	NR	NR	
Enlisted	1	±1	NR	NR	NR	NR	NR	NR	NR	NR	NR	NR	
Officers	0	±1	NR	NR	NR	NR	NR	NR	NR	NR	NR	NR	
USAR	0	±1	NR	NR	NR	NR	NR	NR	NR	NR	NR	NR	
Enlisted	1	±1	NR	NR	NR	NR	NR	NR	NR	NR	NR	NR	
Officers	NA		NA	NA	NA	NA	NA	NA	NA	NA	NA	NA	
USNR	0	±1	NR	NR	NR	NR	NR	NR	NR	NR	NR	NR	
Enlisted	0	±1	NR	NR	NR	NR	NR	NR	NR	NR	NR	NR	
Officers	0	±1	NR	NR	NR	NR	NR	NR	NR	NR	NR	NR	
USMCR	0	±1	NR	NR	NR	NR	NR	NR	NR	NR	NR	NR	
Enlisted	0	±1	NR	NR	NR	NR	NR	NR	NR	NR	NR	NR	
Officers	1	±1	NR	NR	NR	NR	NR	NR	NR	NR	NR	NR	
ANG	0	±1	NR	NR	NR	NR	NR	NR	NR	NR	NR	NR	
Enlisted	0	±1	NR	NR	NR	NR	NR	NR	NR	NR	NR	NR	
Officers	NA		NA	NA	NA	NA	NA	NA	NA	NA	NA	NA	
USAFR	1	±1	NR	NR	NR	NR	NR	NR	NR	NR	NR	NR	
Enlisted	0	±1	NR	NR	NR	NR	NR	NR	NR	NR	NR	NR	
Officers	1	±1	NR	NR	NR	NR	NR	NR	NR	NR	NR	NR	
USCGR	0	±1	NR	NR	NR	NR	NR	NR	NR	NR	NR	NR	
Enlisted	1	±1	NR	NR	NR	NR	NR	NR	NR	NR	NR	NR	
E1 - E4	1	±1	NR	NR	NR	NR	NR	NR	NR	NR	NR	NR	
E5 - E9	0	±1	NR	NR	NR	NR	NR	NR	NR	NR	NR	NR	
Officers	0	±1	NR	NR	NR	NR	NR	NR	NR	NR	NR	NR	
O1 - O3	NA		NA	NA	NA	NA	NA	NA	NA	NA	NA	NA	
O4 - O6	1	±2	NR	NR	NR	NR	NR	NR	NR	NR	NR	NR	
Females	1	±1	NR	NR	NR	NR	NR	NR	NR	NR	NR	NR	
Enlisted	1	±2	NR	NR	NR	NR	NR	NR	NR	NR	NR	NR	
Officers	NA		NA	NA	NA	NA	NA	NA	NA	NA	NA	NA	
Males	0	±1	NR	NR	NR	NR	NR	NR	NR	NR	NR	NR	
Enlisted	0	±1	NR	NR	NR	NR	NR	NR	NR	NR	NR	NR	
Officers	0	±1	NR	NR	NR	NR	NR	NR	NR	NR	NR	NR	

NR: Not reportable

NA: Not applicable

80. What was the organizational affiliation of the person(s) involved? Constructed from Q80a-g.

1. Military only

2. Both military and DoD civilian

3. DoD civilian only

	Percent Responding		Percentages			Max ME
			1	2	3	
TOTAL DOD	0	±1	89	6	5	±8
ARNG	1	±1	NR	NR	NR	
USAR	1	±1	77	16	7	±18
USNR	1	±1	NR	NR	NR	
USMCR	0	±1	NR	NR	NR	
ANG	0	±1	NR	NR	NR	
USAFR	1	±1	NR	7	NR	±22
Enlisted	1	±1	89	6	5	±8
E1 – E4	1	±1	97	1	1	±8
E1 – E3	1	±1	NR	NR	NR	
E4	0	±1	95	2	2	±13
E5 – E9	1	±1	82	10	8	±14
E5 – E7	1	±1	84	8	8	±13
E8 – E9	0	±1	NR	NR	NR	
Officers	0	±1	87	6	7	±19
O1 – O3	0	±1	NR	NR	NR	
O4 – O6	0	±1	NR	NR	NR	
W1 – W5	NA		NA	NA	NA	
Reserve Unit	0	±1	90	6	4	±8
AGR/FTS/AR	0	±1	NR	NR	NR	
IMA	0	±1	NR	NR	NR	
Not Activated Past 12 Months	0	±1	91	4	5	±8
Activated Past 12 Months	1	±1	85	11	4	±19
Not Deployed Past 12 Months	0	±1	88	6	6	±9
Deployed Past 12 Months	1	±1	92	7	1	±18
Non-Hispanic White	1	±1	92	4	4	±9
Total Minority	0	±1	83	10	6	±15
Non-Hispanic Black	1	±1	88	NR	7	±22
Hispanic	0	±1	NR	NR	NR	
FEMALES	2	±1	88	6	6	±8
Enlisted	2	±1	88	7	5	±9
E1 – E4	2	±1	97	2	2	±10
E5 – E9	2	±1	77	13	10	±16
Officers	1	±1	89	2	9	±21
O1 – O3	1	±1	NR	NR	NR	
O4 – O6	1	±1	NR	NR	NR	
Reserve Unit	2	±1	88	6	6	±9
AGR/FTS/AR	1	±1	NR	NR	NR	
IMA	1	±1	NR	NR	NR	
Non-Hispanic White	2	±1	91	3	6	±9
Total Minority	1	±1	83	13	5	±17
ARNG	2	±1	NR	NR	NR	
Enlisted	2	±1	NR	NR	NR	
Officers	2	±2	NR	NR	NR	
USAR	2	±1	81	12	8	±16
Enlisted	3	±1	81	13	7	±17
Officers	1	±1	NR	NR	NR	

Note. Percent responding are Reserve members who answered the question and who experienced unwanted sexual contact (Q73). Members who only indicated "Your spouse/significant other" (Q80h), "Person(s) in the local community" (Q80i), or "Unknown person(s)" (Q80j) are excluded from this analysis.

NR: Not reportable

NA: Not applicable

2012 Workplace and Gender Relations Survey of Reserve Component Members

80. Continued	Percent Responding		Percentages			Max ME
			1	2	3	
USNR	1	±2	NR	NR	NR	
Enlisted	2	±2	NR	NR	NR	
Officers	1	±2	NR	NR	NR	
USMCR	2	±3	NR	NR	NR	
Enlisted	3	±3	NR	NR	NR	
Officers	NA		NA	NA	NA	
ANG	0	±1	NR	NR	NR	
Enlisted	0	±1	NR	NR	NR	
Officers	2	±2	NR	NR	NR	
USAFR	2	±1	NR	NR	NR	
Enlisted	2	±2	NR	NR	NR	
Officers	1	±1	NR	NR	NR	
MALES	0	±1	91	6	3	±21
Enlisted	0	±1	92	NR	3	±22
E1 - E4	0	±1	NR	NR	NR	
E5 - E9	0	±1	NR	NR	NR	
Officers	0	±1	NR	NR	NR	
O1 - O3	NA		NA	NA	NA	
O4 - O6	0	±1	NR	NR	NR	
Reserve Unit	0	±1	NR	NR	NR	
AGR/FTS/AR	0	±1	NR	NR	NR	
IMA	0	±1	NR	NR	NR	
Non-Hispanic White	0	±1	NR	NR	NR	
Total Minority	0	±1	NR	NR	NR	
ARNG	0	±1	NR	NR	NR	
Enlisted	0	±1	NR	NR	NR	
Officers	NA		NA	NA	NA	
USAR	0	±1	NR	NR	NR	
Enlisted	0	±1	NR	NR	NR	
Officers	NA		NA	NA	NA	
USNR	0	±1	NR	NR	NR	
Enlisted	0	±1	NR	NR	NR	
Officers	0	±1	NR	NR	NR	
USMCR	0	±1	NR	NR	NR	
Enlisted	NA		NA	NA	NA	
Officers	0	±1	NR	NR	NR	
ANG	0	±1	NR	NR	NR	
Enlisted	0	±1	NR	NR	NR	
Officers	NA		NA	NA	NA	
USAFR	0	±1	NR	NR	NR	
Enlisted	0	±1	NR	NR	NR	
Officers	NA		NA	NA	NA	
USCGR	0	±1	NR	NR	NR	
Enlisted	0	±1	NR	NR	NR	
E1 - E4	0	±1	NR	NR	NR	
E5 - E9	NA		NA	NA	NA	
Officers	NA		NA	NA	NA	
O1 - O3	NA		NA	NA	NA	
O4 - O6	NA		NA	NA	NA	
Females	1	±1	NR	NR	NR	
Enlisted	1	±1	NR	NR	NR	
Officers	NA		NA	NA	NA	
Males	NA		NA	NA	NA	
Enlisted	NA		NA	NA	NA	
Officers	NA		NA	NA	NA	

NR: Not reportable

NA: Not applicable

81. Did the offender use drugs to knock you out (e.g., date rape drugs, sedatives, etc.)?

1. Yes

2. No

3. Not sure

	Percent Responding		Percentages			Max ME	Percentage Reporting Yes
			1	2	3		
TOTAL DOD	1	±1	2	79	19	±11	
ARNG	1	±1	1	84	15	±14	
USAR	1	±1	NR	NR	NR		
USNR	1	±1	NR	96	4	±11	
USMCR	0	±1	NR	NR	NR		
ANG	0	±1	2	NR	NR	±10	
USAFR	1	±1	NR	NR	NR		
Enlisted	1	±1	2	79	19	±12	
E1 – E4	1	±1	2	69	29	±19	
E1 – E3	1	±1	4	NR	NR	±14	
E4	1	±1	NR	67	33	±23	
E5 – E9	1	±1	1	89	10	±14	
E5 – E7	1	±1	1	88	10	±14	
E8 – E9	0	±1	NR	NR	NR		
Officers	0	±1	1	79	19	±20	
O1 – O3	0	±1	NR	NR	NR		
O4 – O6	0	±1	3	90	7	±18	
W1 – W5	0	±1	NR	NR	NR		
Reserve Unit	1	±1	2	78	20	±12	
AGR/FTS/AR	1	±1	NR	93	7	±16	
IMA	1	±1	NR	NR	NR		
Not Activated Past 12 Months	1	±1	2	75	23	±13	
Activated Past 12 Months	1	±1	NR	94	6	±13	
Not Deployed Past 12 Months	1	±1	1	77	22	±13	
Deployed Past 12 Months	1	±1	NR	93	2	±19	
Non-Hispanic White	1	±1	2	79	19	±15	
Total Minority	1	±1	2	80	19	±19	
Non-Hispanic Black	1	±1	NR	NR	NR		
Hispanic	1	±1	NR	NR	NR		
FEMALES	3	±1	2	83	15	±8	
Enlisted	3	±1	2	83	15	±9	
E1 – E4	3	±1	3	80	18	±13	
E5 – E9	2	±1	NR	89	11	±12	
Officers	2	±1	2	80	18	±21	
O1 – O3	2	±1	NR	NR	NR		
O4 – O6	2	±1	NR	84	11	±24	
Reserve Unit	3	±1	2	82	16	±9	
AGR/FTS/AR	2	±1	NR	NR	NR		
IMA	1	±2	NR	NR	NR		
Non-Hispanic White	3	±1	3	85	12	±10	
Total Minority	2	±1	NR	79	21	±15	
ARNG	3	±1	3	78	19	±14	
Enlisted	3	±1	3	79	18	±15	
Officers	2	±2	NR	NR	NR		
USAR	3	±1	NR	89	11	±16	
Enlisted	3	±2	NR	89	11	±16	
Officers	1	±1	NR	NR	NR		

Note. Percent responding are Reserve members who answered the question and who experienced unwanted sexual contact (Q73).

NR: Not reportable

2012 Workplace and Gender Relations Survey of Reserve Component Members

81. Continued	Percent Responding		Percentages			Max ME	Percentage Reporting Yes
			1	2	3		
USNR	2	±2	NR	93	7	±18	
Enlisted	2	±2	NR	NR	NR		
Officers	2	±2	NR	NR	NR		
USMCR	3	±4	NR	NR	NR		
Enlisted	4	±4	NR	NR	NR		
Officers	1	±3	NR	NR	NR		
ANG	1	±1	3	NR	NR	±13	
Enlisted	1	±1	NR	NR	NR		
Officers	2	±2	NR	NR	NR		
USAFR	2	±2	NR	NR	NR		
Enlisted	2	±2	NR	NR	NR		
Officers	1	±1	NR	NR	NR		
MALES	0	±1	2	74	25	±24	
Enlisted	0	±1	2	NR	NR	±10	
E1 - E4	0	±1	NR	NR	NR		
E5 - E9	1	±1	3	NR	NR	±15	
Officers	0	±1	NR	NR	NR		
O1 - O3	0	±1	NR	NR	NR		
O4 - O6	0	±1	NR	NR	NR		
Reserve Unit	0	±1	2	NR	NR	±11	
AGR/FTS/AR	0	±1	NR	NR	NR		
IMA	1	±2	NR	NR	NR		
Non-Hispanic White	0	±1	NR	NR	NR		
Total Minority	1	±1	NR	NR	NR		
ARNG	0	±1	NR	NR	NR		
Enlisted	1	±1	NR	NR	NR		
Officers	0	±1	NR	NR	NR		
USAR	0	±1	NR	NR	NR		
Enlisted	1	±1	NR	NR	NR		
Officers	NA		NA	NA	NA		
USNR	0	±1	NR	NR	NR		
Enlisted	0	±1	NR	NR	NR		
Officers	0	±1	NR	NR	NR		
USMCR	0	±1	NR	NR	NR		
Enlisted	0	±1	NR	NR	NR		
Officers	1	±1	NR	NR	NR		
ANG	0	±1	NR	NR	NR		
Enlisted	0	±1	NR	NR	NR		
Officers	NA		NA	NA	NA		
USAFR	1	±1	NR	NR	NR		
Enlisted	0	±1	NR	NR	NR		
Officers	1	±1	NR	NR	NR		
USCGR	0	±1	NR	NR	NR		
Enlisted	0	±1	NR	NR	NR		
E1 - E4	1	±1	NR	NR	NR		
E5 - E9	0	±1	NR	NR	NR		
Officers	0	±1	NR	NR	NR		
O1 - O3	NA		NA	NA	NA		
O4 - O6	1	±2	NR	NR	NR		
Females	1	±1	NR	NR	NR		
Enlisted	1	±1	NR	NR	NR		
Officers	NA		NA	NA	NA		
Males	0	±1	NR	NR	NR		
Enlisted	0	±1	NR	NR	NR		
Officers	0	±1	NR	NR	NR		

NR: Not reportable

NA: Not applicable

82. Had either you or the offender been drinking alcohol before the incident?

	Percent Responding		Percentages	Max ME	Percentage Reporting Yes
			Yes		
TOTAL DOD	1	±1	34	±10	
ARNG	1	±1	32	±15	
USAR	1	±1	25	±16	
USNR	1	±1	NR		
USMCR	0	±1	NR		
ANG	0	±1	NR		
USAFR	1	±1	NR		
Enlisted	1	±1	34	±10	
E1 – E4	1	±1	35	±14	
E1 – E3	1	±1	NR		
E4	1	±1	27	±18	
E5 – E9	1	±1	34	±15	
E5 – E7	1	±1	34	±15	
E8 – E9	0	±1	NR		
Officers	0	±1	35	±19	
O1 – O3	0	±1	NR		
O4 – O6	0	±1	NR		
W1 – W5	0	±1	NR		
Reserve Unit	1	±1	35	±10	
AGR/FTS/AR	1	±1	NR		
IMA	1	±1	NR		
Not Activated Past 12 Months	1	±1	39	±11	
Activated Past 12 Months	1	±1	20	±16	
Not Deployed Past 12 Months	1	±1	36	±11	
Deployed Past 12 Months	1	±1	27	±21	
Non-Hispanic White	1	±1	43	±12	
Total Minority	1	±1	22	±13	
Non-Hispanic Black	1	±1	17	±18	
Hispanic	1	±1	NR		
FEMALES	3	±1	46	±9	
Enlisted	3	±1	46	±10	
E1 – E4	3	±1	50	±14	
E5 – E9	2	±1	40	±14	
Officers	2	±1	52	±20	
O1 – O3	2	±1	NR		
O4 – O6	2	±1	NR		
Reserve Unit	3	±1	47	±10	
AGR/FTS/AR	2	±1	NR		
IMA	1	±2	NR		
Non-Hispanic White	3	±1	51	±11	
Total Minority	2	±1	39	±16	
ARNG	3	±1	46	±15	
Enlisted	3	±1	46	±16	
Officers	2	±2	NR		
USAR	3	±1	35	±17	
Enlisted	3	±2	33	±18	
Officers	1	±1	NR		

Note. Percent responding are Reserve members who answered the question and who experienced unwanted sexual contact (Q73).
 NR: Not reportable

2012 Workplace and Gender Relations Survey of Reserve Component Members

82. Continued	Percent Responding		Percentages	Max ME	Percentage Reporting Yes
			Yes		
USNR	2	±2	NR		
Enlisted	2	±2	NR		
Officers	2	±2	NR		
USMCR	3	±4	NR		
Enlisted	4	±4	NR		
Officers	1	±3	NR		
ANG	1	±1	NR		
Enlisted	1	±1	NR		
Officers	2	±2	NR		
USAFR	2	±2	NR		
Enlisted	2	±2	NR		
Officers	1	±1	NR		
MALES	0	±1	17	±19	■
Enlisted	0	±1	18	±20	■
E1 - E4	0	±1	NR		
E5 - E9	1	±1	NR		
Officers	0	±1	NR		
O1 - O3	0	±1	NR		
O4 - O6	0	±1	NR		
Reserve Unit	0	±1	17	±21	■
AGR/FTS/AR	0	±1	NR		
IMA	1	±2	NR		
Non-Hispanic White	0	±1	NR		
Total Minority	1	±1	NR		
ARNG	0	±1	NR		
Enlisted	1	±1	NR		
Officers	0	±1	NR		
USAR	0	±1	NR		
Enlisted	1	±1	NR		
Officers	NA		NA		
USNR	0	±1	NR		
Enlisted	0	±1	NR		
Officers	0	±1	NR		
USMCR	0	±1	NR		
Enlisted	0	±1	NR		
Officers	1	±1	NR		
ANG	0	±1	NR		
Enlisted	0	±1	NR		
Officers	NA		NA		
USAFR	1	±1	NR		
Enlisted	0	±1	NR		
Officers	1	±1	NR		
USCGR	0	±1	NR		
Enlisted	0	±1	NR		
E1 - E4	1	±1	NR		
E5 - E9	0	±1	NR		
Officers	0	±1	NR		
O1 - O3	NA		NA		
O4 - O6	1	±2	NR		
Females	1	±1	NR		
Enlisted	1	±1	NR		
Officers	NA		NA		
Males	0	±1	NR		
Enlisted	0	±1	NR		
Officers	0	±1	NR		

NR: Not reportable

NA: Not applicable

83. Had either you or the offender been using drugs before the incident?

	Percent Responding		Percentages	Max ME	Percentage Reporting Yes
			Yes		
TOTAL DOD	1	±1	1	±4	
ARNG	1	±1	1	±4	
USAR	1	±1	NR		
USNR	1	±1	NR		
USMCR	0	±1	NR		
ANG	0	±1	NR		
USAFR	1	±1	NR		
Enlisted	1	±1	1	±5	
E1 – E4	1	±1	NR		
E1 – E3	1	±1	NR		
E4	1	±1	NR		
E5 – E9	1	±1	1	±8	
E5 – E7	1	±1	1	±9	
E8 – E9	0	±1	NR		
Officers	0	±1	3	±17	
O1 – O3	0	±1	NR		
O4 – O6	0	±1	NR		
W1 – W5	0	±1	NR		
Reserve Unit	1	±1	1	±5	
AGR/FTS/AR	1	±1	4	±19	
IMA	1	±1	NR		
Not Activated Past 12 Months	1	±1	1	±5	
Activated Past 12 Months	1	±1	NR		
Not Deployed Past 12 Months	1	±1	0	±2	
Deployed Past 12 Months	1	±1	NR		
Non-Hispanic White	1	±1	0	±0	
Total Minority	1	±1	2	±8	
Non-Hispanic Black	1	±1	NR		
Hispanic	1	±1	NR		
FEMALES	3	±1	0	±3	
Enlisted	3	±1	0	±0	
E1 – E4	3	±1	NR		
E5 – E9	2	±1	NR		
Officers	2	±1	NR		
O1 – O3	2	±1	NR		
O4 – O6	2	±1	NR		
Reserve Unit	3	±1	0	±0	
AGR/FTS/AR	2	±1	NR		
IMA	1	±2	NR		
Non-Hispanic White	3	±1	0	±0	
Total Minority	2	±1	1	±8	
ARNG	3	±1	1	±7	
Enlisted	3	±1	NR		
Officers	2	±2	NR		
USAR	3	±1	NR		
Enlisted	3	±2	NR		
Officers	1	±1	NR		

Note. Percent responding are Reserve members who answered the question and who experienced unwanted sexual contact (Q73).

NR: Not reportable

2012 Workplace and Gender Relations Survey of Reserve Component Members

83. Continued	Percent Responding		Percentages	Max ME	Percentage Reporting Yes
			Yes		
USNR	2	±2	NR		
Enlisted	2	±2	NR		
Officers	2	±2	NR		
USMCR	3	±4	NR		
Enlisted	4	±4	NR		
Officers	1	±3	NR		
ANG	1	±1	NR		
Enlisted	1	±1	NR		
Officers	2	±2	NR		
USAFR	2	±2	NR		
Enlisted	2	±2	NR		
Officers	1	±1	NR		
MALES	0	±1	2	±10	
Enlisted	0	±1	2	±10	
E1 - E4	0	±1	NR		
E5 - E9	1	±1	3	±15	
Officers	0	±1	NR		
O1 - O3	0	±1	NR		
O4 - O6	0	±1	NR		
Reserve Unit	0	±1	2	±11	
AGR/FTS/AR	0	±1	NR		
IMA	1	±2	NR		
Non-Hispanic White	0	±1	NR		
Total Minority	1	±1	NR		
ARNG	0	±1	NR		
Enlisted	1	±1	NR		
Officers	0	±1	NR		
USAR	0	±1	NR		
Enlisted	1	±1	NR		
Officers	NA		NA		
USNR	0	±1	NR		
Enlisted	0	±1	NR		
Officers	0	±1	NR		
USMCR	0	±1	NR		
Enlisted	0	±1	NR		
Officers	1	±1	NR		
ANG	0	±1	NR		
Enlisted	0	±1	NR		
Officers	NA		NA		
USAFR	1	±1	NR		
Enlisted	0	±1	NR		
Officers	1	±1	NR		
USCGR	0	±1	NR		
Enlisted	0	±1	NR		
E1 - E4	1	±1	NR		
E5 - E9	0	±1	NR		
Officers	0	±1	NR		
O1 - O3	NA		NA		
O4 - O6	1	±2	NR		
Females	1	±1	NR		
Enlisted	1	±1	NR		
Officers	NA		NA		
Males	0	±1	NR		
Enlisted	0	±1	NR		
Officers	0	±1	NR		

NR: Not reportable

NA: Not applicable

83. Use of alcohol or drugs in this situation. Constructed from Q81-Q83.

	Percent Responding		Percentages	Max ME	Percentage Reporting Yes
			Yes		
TOTAL DOD	1	±1	35	±10	
ARNG	1	±1	33	±15	
USAR	1	±1	25	±16	
USNR	1	±1	NR		
USMCR	0	±1	NR		
ANG	0	±1	NR		
USAFR	1	±1	NR		
Enlisted	1	±1	35	±10	
E1 – E4	1	±1	36	±15	
E1 – E3	1	±1	NR		
E4	1	±1	27	±18	
E5 – E9	1	±1	34	±15	
E5 – E7	1	±1	34	±15	
E8 – E9	0	±1	NR		
Officers	0	±1	38	±19	
O1 – O3	0	±1	NR		
O4 – O6	0	±1	NR		
W1 – W5	0	±1	NR		
Reserve Unit	1	±1	35	±10	
AGR/FTS/AR	1	±1	NR		
IMA	1	±1	NR		
Not Activated Past 12 Months	1	±1	39	±12	
Activated Past 12 Months	1	±1	20	±16	
Not Deployed Past 12 Months	1	±1	36	±11	
Deployed Past 12 Months	1	±1	27	±21	
Non-Hispanic White	1	±1	43	±12	
Total Minority	1	±1	23	±13	
Non-Hispanic Black	1	±1	17	±18	
Hispanic	1	±1	NR		
FEMALES	3	±1	47	±9	
Enlisted	3	±1	46	±10	
E1 – E4	3	±1	51	±14	
E5 – E9	2	±1	40	±14	
Officers	2	±1	57	±20	
O1 – O3	2	±1	NR		
O4 – O6	2	±1	NR		
Reserve Unit	3	±1	47	±10	
AGR/FTS/AR	2	±1	NR		
IMA	1	±2	NR		
Non-Hispanic White	3	±1	51	±11	
Total Minority	2	±1	41	±16	
ARNG	3	±1	48	±15	
Enlisted	3	±1	46	±16	
Officers	2	±2	NR		
USAR	3	±1	35	±17	
Enlisted	3	±2	33	±18	
Officers	1	±1	NR		

Note. Percent responding are Reserve members who answered the question and who experienced unwanted sexual contact (Q73).
 NR: Not reportable

2012 Workplace and Gender Relations Survey of Reserve Component Members

83. Continued	Percent Responding		Percentages	Max ME	Percentage Reporting Yes
			Yes		
USNR	2	±2	NR		
Enlisted	2	±2	NR		
Officers	2	±2	NR		
USMCR	3	±4	NR		
Enlisted	4	±4	NR		
Officers	1	±3	NR		
ANG	1	±1	NR		
Enlisted	1	±1	NR		
Officers	2	±2	NR		
USAFR	2	±2	NR		
Enlisted	2	±2	NR		
Officers	1	±1	NR		
MALES	0	±1	17	±19	■
Enlisted	0	±1	18	±20	■
E1 - E4	0	±1	NR		
E5 - E9	1	±1	NR		
Officers	0	±1	NR		
O1 - O3	0	±1	NR		
O4 - O6	0	±1	NR		
Reserve Unit	0	±1	17	±21	■
AGR/FTS/AR	0	±1	NR		
IMA	1	±2	NR		
Non-Hispanic White	0	±1	NR		
Total Minority	1	±1	NR		
ARNG	0	±1	NR		
Enlisted	1	±1	NR		
Officers	0	±1	NR		
USAR	0	±1	NR		
Enlisted	1	±1	NR		
Officers	NA		NA		
USNR	0	±1	NR		
Enlisted	0	±1	NR		
Officers	0	±1	NR		
USMCR	0	±1	NR		
Enlisted	0	±1	NR		
Officers	1	±1	NR		
ANG	0	±1	NR		
Enlisted	0	±1	NR		
Officers	NA		NA		
USAFR	1	±1	NR		
Enlisted	0	±1	NR		
Officers	1	±1	NR		
USCGR	0	±1	NR		
Enlisted	0	±1	NR		
E1 - E4	1	±1	NR		
E5 - E9	0	±1	NR		
Officers	0	±1	NR		
O1 - O3	NA		NA		
O4 - O6	1	±2	NR		
Females	1	±1	NR		
Enlisted	1	±1	NR		
Officers	NA		NA		
Males	0	±1	NR		
Enlisted	0	±1	NR		
Officers	0	±1	NR		

NR: Not reportable

NA: Not applicable

84. Did the offender(s)...

a. Threaten to ruin your reputation if you did not consent?

b. Threaten to physically harm you if you did not consent?

c. Use some degree of physical force (e.g., holding you down)?

	Percent Responding		Percentages			Max ME	Percentage Involving Both Threats and Force		
			a	b	c				
TOTAL DOD	1	±1	14	12	33	±9	13.0	±8.0	■
ARNG	1	±1	16	14	29	±16	13.0	±13.0	■
USAR	1	±1	11	5	34	±16	12.0	±12.0	■
USNR	1	±1	2	2	NR	±11	2.0	±11.0	■
USMCR	0	±1	NR	NR	NR		NR		
ANG	0	±1	NR	NR	NR		NR		
USAFR	1	±1	NR	NR	NR		NR		
Enlisted	1	±1	14	12	33	±10	13.0	±8.0	■
E1 – E4	1	±1	13	8	44	±15	13.0	±13.0	■
E1 – E3	1	±1	3	6	37	±23	6.0	±17.0	■
E4	1	±1	21	10	51	±20	18.0	±19.0	■
E5 – E9	1	±1	14	15	23	±14	13.0	±11.0	■
E5 – E7	1	±1	13	14	23	±15	13.0	±12.0	■
E8 – E9	0	±1	NR	NR	NR		NR		
Officers	0	±1	22	15	34	±20	16.0	±18.0	■
O1 – O3	0	±1	NR	NR	NR		NR		
O4 – O6	0	±1	NR	9	NR	±22	9.0	±22.0	■
W1 – W5	0	±1	NR	NR	NR		NR		
Reserve Unit	1	±1	15	12	35	±10	14.0	±8.0	■
AGR/FTS/AR	1	±1	12	9	15	±22	9.0	±18.0	■
IMA	1	±1	NR	NR	NR		NR		
Not Activated Past 12 Months	1	±1	14	15	38	±11	15.0	±9.0	■
Activated Past 12 Months	1	±1	16	3	19	±16	8.0	±12.0	■
Not Deployed Past 12 Months	1	±1	14	13	34	±10	13.0	±9.0	■
Deployed Past 12 Months	1	±1	15	8	28	±20	14.0	±19.0	■
Non-Hispanic White	1	±1	19	17	40	±12	18.0	±11.0	■
Total Minority	1	±1	8	4	22	±13	7.0	±9.0	■
Non-Hispanic Black	1	±1	3	2	16	±17	2.0	±11.0	■
Hispanic	1	±1	3	NR	22	±24	3.0	±18.0	■
FEMALES	3	±1	17	9	46	±9	15.0	±8.0	■
Enlisted	3	±1	16	8	47	±10	15.0	±9.0	■
E1 – E4	3	±1	14	7	54	±14	14.0	±13.0	■
E5 – E9	2	±1	17	10	37	±14	16.0	±13.0	■
Officers	2	±1	29	19	43	±21	21.0	±20.0	■
O1 – O3	2	±1	NR	NR	NR		NR		
O4 – O6	2	±1	NR	NR	NR		NR		
Reserve Unit	3	±1	17	9	48	±10	15.0	±9.0	■
AGR/FTS/AR	2	±1	NR	NR	NR		NR		
IMA	1	±2	NR	NR	NR		NR		
Non-Hispanic White	3	±1	20	12	51	±11	18.0	±11.0	■
Total Minority	2	±1	11	5	38	±15	10.0	±13.0	■
ARNG	3	±1	24	12	43	±15	17.0	±14.0	■
Enlisted	3	±1	23	10	41	±16	16.0	±15.0	■
Officers	2	±2	NR	NR	NR		NR		
USAR	3	±1	16	8	51	±15	18.0	±15.0	■
Enlisted	4	±2	15	8	54	±16	18.0	±16.0	■
Officers	1	±1	NR	NR	NR		NR		

Note. Percent responding are Reserve members who answered the question and who experienced unwanted sexual contact (Q73).
 NR: Not reportable

2012 Workplace and Gender Relations Survey of Reserve Component Members

84. Continued	Percent Responding		Percentages			Max ME	Percentage Involving Both Threats and Force		
			a	b	c				
USNR	2	±2	4	4	NR	±18	4.0	±18.0	
Enlisted	2	±2	NR	NR	NR		NR		
Officers	2	±2	NR	NR	NR		NR		
USMCR	3	±4	NR	NR	NR		NR		
Enlisted	4	±4	NR	NR	NR		NR		
Officers	1	±3	NR	NR	NR		NR		
ANG	1	±1	NR	NR	NR		NR		
Enlisted	1	±1	NR	NR	NR		NR		
Officers	2	±2	NR	NR	NR		NR		
USAFR	2	±2	3	NR	NR	±14	NR		
Enlisted	3	±2	NR	NR	NR		NR		
Officers	1	±1	NR	NR	NR		NR		
MALES	0	±1	11	16	14	±19	11.0	±17.0	
Enlisted	0	±1	11	16	15	±20	11.0	±18.0	
E1 - E4	0	±1	NR	NR	NR		NR		
E5 - E9	1	±1	11	19	11	±25	11.0	±22.0	
Officers	0	±1	NR	NR	NR		NR		
O1 - O3	NA		NA	NA	NA		NA		
O4 - O6	0	±1	NR	NR	NR		NR		
Reserve Unit	0	±1	12	17	16	±21	12.0	±19.0	
AGR/FTS/AR	0	±1	NR	NR	NR		NR		
IMA	1	±1	NR	NR	NR		NR		
Non-Hispanic White	0	±1	NR	NR	NR		NR		
Total Minority	1	±1	NR	NR	NR		NR		
ARNG	0	±1	NR	NR	NR		NR		
Enlisted	1	±1	NR	NR	NR		NR		
Officers	NA		NA	NA	NA		NA		
USAR	0	±1	NR	NR	NR		NR		
Enlisted	1	±1	NR	NR	NR		NR		
Officers	NA		NA	NA	NA		NA		
USNR	0	±1	NR	NR	NR		NR		
Enlisted	0	±1	NR	NR	NR		NR		
Officers	0	±1	NR	NR	NR		NR		
USMCR	0	±1	NR	NR	NR		NR		
Enlisted	0	±1	NR	NR	NR		NR		
Officers	1	±1	NR	NR	NR		NR		
ANG	0	±1	NR	NR	NR		NR		
Enlisted	0	±1	NR	NR	NR		NR		
Officers	NA		NA	NA	NA		NA		
USAFR	0	±1	NR	NR	NR		NR		
Enlisted	0	±1	NR	NR	NR		NR		
Officers	0	±1	NR	NR	NR		NR		
USCGR	0	±1	NR	NR	NR		NR		
Enlisted	1	±1	NR	NR	NR		NR		
E1 - E4	1	±1	NR	NR	NR		NR		
E5 - E9	0	±1	NR	NR	NR		NR		
Officers	0	±1	NR	NR	NR		NR		
O1 - O3	NA		NA	NA	NA		NA		
O4 - O6	1	±2	NR	NR	NR		NR		
Females	1	±1	NR	NR	NR		NR		
Enlisted	1	±2	NR	NR	NR		NR		
Officers	NA		NA	NA	NA		NA		
Males	0	±1	NR	NR	NR		NR		
Enlisted	0	±1	NR	NR	NR		NR		
Officers	0	±1	NR	NR	NR		NR		

NR: Not reportable

NA: Not applicable

85. Did the offender(s)...

- a. Sexually harass you before the situation?
- b. Stalk you before the situation?
- c. Sexually harass you after the situation?
- d. Stalk you after the situation?

	Percent Responding		Percentages				Max ME
			a	b	c	d	
TOTAL DOD	1	±1	41	17	35	21	±10
ARNG	1	±1	35	15	30	19	±16
USAR	1	±1	43	13	36	16	±17
USNR	1	±1	NR	NR	NR	NR	
USMCR	0	±1	NR	NR	NR	NR	
ANG	0	±1	NR	NR	NR	NR	
USAFR	1	±1	NR	NR	NR	NR	
Enlisted	1	±1	42	17	36	21	±11
E1 – E4	1	±1	42	13	37	18	±16
E1 – E3	1	±1	31	11	NR	12	±22
E4	1	±1	52	14	40	23	±20
E5 – E9	1	±1	41	22	35	24	±15
E5 – E7	1	±1	39	23	33	26	±15
E8 – E9	0	±1	NR	NR	NR	NR	
Officers	0	±1	40	16	20	22	±20
O1 – O3	0	±1	77	NR	NR	NR	±24
O4 – O6	0	±1	17	12	15	NR	±24
W1 – W5	0	±1	NR	NR	NR	NR	
Reserve Unit	1	±1	43	18	35	22	±11
AGR/FTS/AR	1	±1	29	7	NR	NR	±23
IMA	1	±1	NR	4	NR	NR	±18
Not Activated Past 12 Months	1	±1	42	19	38	24	±12
Activated Past 12 Months	1	±1	39	13	25	12	±18
Not Deployed Past 12 Months	1	±1	41	18	35	23	±11
Deployed Past 12 Months	1	±1	NR	13	33	16	±21
Non-Hispanic White	1	±1	46	20	43	27	±13
Total Minority	1	±1	35	13	22	13	±15
Non-Hispanic Black	1	±1	29	12	18	9	±20
Hispanic	1	±1	25	6	18	15	±25
FEMALES	3	±1	56	17	39	23	±9
Enlisted	3	±1	56	16	40	22	±10
E1 – E4	3	±1	51	14	35	21	±14
E5 – E9	2	±1	64	20	48	23	±14
Officers	2	±1	54	22	27	29	±22
O1 – O3	2	±1	77	NR	NR	NR	±24
O4 – O6	2	±1	NR	NR	NR	NR	
Reserve Unit	3	±1	56	17	39	23	±10
AGR/FTS/AR	2	±1	NR	NR	NR	NR	
IMA	1	±2	NR	NR	NR	NR	
Non-Hispanic White	3	±1	53	15	39	23	±12
Total Minority	2	±1	62	20	38	21	±15
ARNG	3	±1	55	13	34	22	±15
Enlisted	3	±1	53	11	34	19	±16
Officers	2	±2	NR	NR	NR	NR	
USAR	3	±1	60	19	47	21	±16
Enlisted	3	±2	63	20	49	21	±17
Officers	1	±1	NR	NR	NR	NR	

Note. Percent responding are Reserve members who answered the question and who experienced unwanted sexual contact (Q73).
 NR: Not reportable

2012 Workplace and Gender Relations Survey of Reserve Component Members

85. Continued	Percent Responding		Percentages				Max ME
			a	b	c	d	
USNR	2	±2	NR	NR	NR	NR	
Enlisted	2	±2	NR	NR	NR	NR	
Officers	2	±2	NR	NR	NR	NR	
USMCR	3	±4	NR	NR	NR	NR	
Enlisted	4	±4	NR	NR	NR	NR	
Officers	1	±3	NR	NR	NR	NR	
ANG	1	±1	NR	NR	NR	NR	
Enlisted	1	±1	NR	NR	NR	NR	
Officers	2	±2	NR	NR	NR	NR	
USAFR	2	±2	NR	NR	NR	NR	
Enlisted	3	±2	NR	NR	NR	NR	
Officers	1	±1	NR	NR	NR	NR	
MALES	0	±1	20	18	29	20	±21
Enlisted	0	±1	21	19	30	21	±22
E1 - E4	0	±1	NR	NR	NR	NR	
E5 - E9	1	±1	21	NR	24	NR	±24
Officers	0	±1	NR	NR	NR	NR	
O1 - O3	NA		NA	NA	NA	NA	
O4 - O6	0	±1	NR	NR	NR	NR	
Reserve Unit	0	±1	23	20	30	20	±23
AGR/FTS/AR	0	±1	NR	NR	NR	NR	
IMA	1	±1	NR	NR	NR	NR	
Non-Hispanic White	0	±1	NR	NR	NR	NR	
Total Minority	1	±1	NR	NR	NR	NR	
ARNG	1	±1	NR	NR	NR	NR	
Enlisted	1	±1	NR	NR	NR	NR	
Officers	0	±1	NR	NR	NR	NR	
USAR	0	±1	NR	NR	NR	NR	
Enlisted	1	±1	NR	NR	NR	NR	
Officers	NA		NA	NA	NA	NA	
USNR	0	±1	NR	NR	NR	NR	
Enlisted	0	±1	NR	NR	NR	NR	
Officers	0	±1	NR	NR	NR	NR	
USMCR	0	±1	NR	NR	NR	NR	
Enlisted	0	±1	NR	NR	NR	NR	
Officers	1	±1	NR	NR	NR	NR	
ANG	0	±1	NR	NR	NR	NR	
Enlisted	0	±1	NR	NR	NR	NR	
Officers	NA		NA	NA	NA	NA	
USAFR	0	±1	NR	NR	NR	NR	
Enlisted	0	±1	NR	NR	NR	NR	
Officers	0	±1	NR	NR	NR	NR	
USCGR	0	±1	NR	NR	NR	NR	
Enlisted	1	±1	NR	NR	NR	NR	
E1 - E4	1	±1	NR	NR	NR	NR	
E5 - E9	0	±1	NR	NR	NR	NR	
Officers	0	±1	NR	NR	NR	NR	
O1 - O3	NA		NA	NA	NA	NA	
O4 - O6	1	±2	NR	NR	NR	NR	
Females	1	±1	NR	NR	NR	NR	
Enlisted	1	±2	NR	NR	NR	NR	
Officers	NA		NA	NA	NA	NA	
Males	0	±1	NR	NR	NR	NR	
Enlisted	0	±1	NR	NR	NR	NR	
Officers	0	±1	NR	NR	NR	NR	

NR: Not reportable

NA: Not applicable

85. Did the offender(s) sexually harass or stalk you before or after the situation? Constructed from Q85.

- 1. Sexually harassed you only
- 2. Stalked you only
- 3. Both sexually harassed and stalked you
- 4. Neither sexually harassed nor stalked you

	Percent Responding		Percentages				Max ME
			1	2	3	4	
TOTAL DOD	1	±1	28	5	19	48	±10
ARNG	1	±1	28	8	13	51	±16
USAR	1	±1	33	NR	20	47	±18
USNR	1	±1	NR	NR	NR	NR	
USMCR	0	±1	NR	NR	NR	NR	
ANG	0	±1	NR	NR	16	NR	±25
USAFR	1	±1	31	1	NR	NR	±23
Enlisted	1	±1	29	4	20	47	±11
E1 – E4	1	±1	35	2	19	44	±16
E1 – E3	1	±1	NR	4	11	NR	±20
E4	1	±1	36	NR	25	39	±22
E5 – E9	1	±1	23	7	20	50	±15
E5 – E7	1	±1	21	7	21	51	±16
E8 – E9	0	±1	NR	NR	NR	NR	
Officers	0	±1	24	NR	17	53	±19
O1 – O3	0	±1	NR	NR	NR	19	±23
O4 – O6	0	±1	5	NR	12	NR	±24
W1 – W5	0	±1	NR	NR	NR	NR	
Reserve Unit	1	±1	29	5	20	46	±11
AGR/FTS/AR	1	±1	21	NR	NR	NR	±23
IMA	1	±1	NR	NR	4	NR	±18
Not Activated Past 12 Months	1	±1	30	5	21	44	±13
Activated Past 12 Months	1	±1	24	2	16	58	±18
Not Deployed Past 12 Months	1	±1	28	5	21	47	±12
Deployed Past 12 Months	1	±1	33	3	13	NR	±21
Non-Hispanic White	1	±1	34	7	21	38	±13
Total Minority	1	±1	20	1	16	63	±15
Non-Hispanic Black	1	±1	14	NR	15	71	±20
Hispanic	1	±1	13	3	11	NR	±23
FEMALES	3	±1	39	4	22	34	±9
Enlisted	3	±1	40	4	22	34	±10
E1 – E4	3	±1	37	3	22	38	±14
E5 – E9	2	±1	43	5	22	29	±14
Officers	2	±1	33	NR	23	36	±21
O1 – O3	2	±1	NR	NR	NR	19	±23
O4 – O6	2	±1	9	NR	NR	NR	±20
Reserve Unit	3	±1	39	4	23	34	±10
AGR/FTS/AR	2	±1	NR	NR	NR	NR	
IMA	1	±2	NR	NR	NR	NR	
Non-Hispanic White	3	±1	40	6	20	34	±12
Total Minority	2	±1	37	2	27	35	±16
ARNG	3	±1	37	7	18	38	±15
Enlisted	3	±1	36	6	17	41	±16
Officers	2	±2	NR	NR	NR	NR	
USAR	3	±1	46	NR	26	28	±16
Enlisted	3	±2	48	NR	27	25	±17
Officers	1	±1	NR	NR	NR	NR	

Note. Percent responding are Reserve members who answered the question and who experienced unwanted sexual contact (Q73).
 NR: Not reportable

2012 Workplace and Gender Relations Survey of Reserve Component Members

85. Continued	Percent Responding		Percentages				Max ME
			1	2	3	4	
USNR	2	±2	NR	NR	NR	NR	
Enlisted	2	±2	NR	NR	NR	NR	
Officers	2	±2	NR	NR	NR	NR	
USMCR	3	±4	NR	NR	NR	NR	
Enlisted	4	±4	NR	NR	NR	NR	
Officers	1	±3	NR	NR	NR	NR	
ANG	1	±1	NR	NR	NR	NR	
Enlisted	1	±1	NR	NR	NR	NR	
Officers	2	±2	NR	NR	NR	NR	
USAFR	2	±2	NR	2	NR	NR	±10
Enlisted	3	±2	NR	2	NR	NR	±11
Officers	1	±1	NR	NR	NR	NR	
MALES	0	±1	14	NR	15	66	±21
Enlisted	0	±1	14	NR	16	65	±22
E1 - E4	0	±1	NR	NR	NR	NR	
E5 - E9	1	±1	6	NR	18	NR	±24
Officers	0	±1	NR	NR	NR	NR	
O1 - O3	NA		NA	NA	NA	NA	
O4 - O6	0	±1	NR	NR	NR	NR	
Reserve Unit	0	±1	15	NR	15	65	±23
AGR/FTS/AR	0	±1	NR	NR	NR	NR	
IMA	1	±1	NR	NR	NR	NR	
Non-Hispanic White	0	±1	NR	NR	NR	NR	
Total Minority	1	±1	NR	NR	NR	NR	
ARNG	1	±1	NR	NR	NR	NR	
Enlisted	1	±1	NR	NR	NR	NR	
Officers	0	±1	NR	NR	NR	NR	
USAR	0	±1	NR	NR	NR	NR	
Enlisted	1	±1	NR	NR	NR	NR	
Officers	NA		NA	NA	NA	NA	
USNR	0	±1	NR	NR	NR	NR	
Enlisted	0	±1	NR	NR	NR	NR	
Officers	0	±1	NR	NR	NR	NR	
USMCR	0	±1	NR	NR	NR	NR	
Enlisted	0	±1	NR	NR	NR	NR	
Officers	1	±1	NR	NR	NR	NR	
ANG	0	±1	NR	NR	NR	NR	
Enlisted	0	±1	NR	NR	NR	NR	
Officers	NA		NA	NA	NA	NA	
USAFR	0	±1	NR	NR	NR	NR	
Enlisted	0	±1	NR	NR	NR	NR	
Officers	0	±1	NR	NR	NR	NR	
USCGR	0	±1	NR	NR	NR	NR	
Enlisted	1	±1	NR	NR	NR	NR	
E1 - E4	1	±1	NR	NR	NR	NR	
E5 - E9	0	±1	NR	NR	NR	NR	
Officers	0	±1	NR	NR	NR	NR	
O1 - O3	NA		NA	NA	NA	NA	
O4 - O6	1	±2	NR	NR	NR	NR	
Females	1	±1	NR	NR	NR	NR	
Enlisted	1	±2	NR	NR	NR	NR	
Officers	NA		NA	NA	NA	NA	
Males	0	±1	NR	NR	NR	NR	
Enlisted	0	±1	NR	NR	NR	NR	
Officers	0	±1	NR	NR	NR	NR	

NR: Not reportable

NA: Not applicable

85. Did the offender(s) sexually harass or stalk you... Constructed from Q85.

1. Before the situation?

2. After the situation?

3. Both before and after the situation?

4. Neither before nor after the situation?

	Percent Responding		Percentages				Max ME
			1	2	3	4	
TOTAL DOD	1	±1	12	9	32	48	±10
ARNG	1	±1	8	10	31	51	±19
USAR	1	±1	17	10	26	47	±18
USNR	1	±1	NR	NR	NR	NR	
USMCR	0	±1	NR	NR	NR	NR	
ANG	0	±1	NR	NR	NR	NR	
USAFR	1	±1	22	1	NR	NR	±22
Enlisted	1	±1	11	9	33	47	±11
E1 – E4	1	±1	14	13	28	44	±18
E1 – E3	1	±1	12	NR	19	NR	±20
E4	1	±1	16	10	36	39	±22
E5 – E9	1	±1	8	5	36	50	±15
E5 – E7	1	±1	9	5	35	51	±15
E8 – E9	0	±1	NR	NR	NR	NR	
Officers	0	±1	20	NR	21	53	±19
O1 – O3	0	±1	NR	NR	NR	19	±23
O4 – O6	0	±1	2	NR	15	NR	±24
W1 – W5	0	±1	NR	NR	NR	NR	
Reserve Unit	1	±1	12	9	33	46	±11
AGR/FTS/AR	1	±1	8	NR	21	NR	±22
IMA	1	±1	NR	NR	NR	NR	
Not Activated Past 12 Months	1	±1	12	11	33	44	±13
Activated Past 12 Months	1	±1	11	2	28	58	±18
Not Deployed Past 12 Months	1	±1	12	10	31	47	±12
Deployed Past 12 Months	1	±1	12	3	33	NR	±21
Non-Hispanic White	1	±1	11	13	39	38	±13
Total Minority	1	±1	14	2	21	63	±15
Non-Hispanic Black	1	±1	10	NR	18	71	±20
Hispanic	1	±1	6	3	18	NR	±24
FEMALES	3	±1	20	9	36	34	±9
Enlisted	3	±1	20	9	37	34	±10
E1 – E4	3	±1	20	10	31	38	±14
E5 – E9	2	±1	18	8	45	29	±13
Officers	2	±1	28	NR	28	36	±21
O1 – O3	2	±1	NR	NR	NR	19	±23
O4 – O6	2	±1	4	NR	NR	NR	±19
Reserve Unit	3	±1	21	10	36	34	±10
AGR/FTS/AR	2	±1	NR	NR	NR	NR	
IMA	1	±2	NR	NR	NR	NR	
Non-Hispanic White	3	±1	17	12	36	34	±12
Total Minority	2	±1	26	4	36	35	±16
ARNG	3	±1	16	7	39	38	±15
Enlisted	3	±1	13	6	40	41	±16
Officers	2	±2	NR	NR	NR	NR	
USAR	3	±1	25	12	35	28	±17
Enlisted	3	±2	26	12	37	25	±18
Officers	1	±1	NR	NR	NR	NR	

Note. Percent responding are Reserve members who answered the question and who experienced unwanted sexual contact (Q73).

NR: Not reportable

2012 Workplace and Gender Relations Survey of Reserve Component Members

85. Continued	Percent Responding		Percentages				Max ME
			1	2	3	4	
USNR	2	±2	NR	NR	NR	NR	
Enlisted	2	±2	NR	NR	NR	NR	
Officers	2	±2	NR	NR	NR	NR	
USMCR	3	±4	NR	NR	NR	NR	
Enlisted	4	±4	NR	NR	NR	NR	
Officers	1	±3	NR	NR	NR	NR	
ANG	1	±1	NR	NR	NR	NR	
Enlisted	1	±1	NR	NR	NR	NR	
Officers	2	±2	NR	NR	NR	NR	
USAFR	2	±2	NR	2	NR	NR	±10
Enlisted	3	±2	NR	2	NR	NR	±11
Officers	1	±1	NR	NR	NR	NR	
MALES	0	±1	NR	NR	25	66	±21
Enlisted	0	±1	NR	NR	27	65	±22
E1 - E4	0	±1	NR	NR	NR	NR	
E5 - E9	1	±1	NR	3	NR	NR	±15
Officers	0	±1	NR	NR	NR	NR	
O1 - O3	NA		NA	NA	NA	NA	
O4 - O6	0	±1	NR	NR	NR	NR	
Reserve Unit	0	±1	NR	NR	28	65	±23
AGR/FTS/AR	0	±1	NR	NR	NR	NR	
IMA	1	±1	NR	NR	NR	NR	
Non-Hispanic White	0	±1	NR	NR	NR	NR	
Total Minority	1	±1	NR	NR	NR	NR	
ARNG	1	±1	NR	NR	NR	NR	
Enlisted	1	±1	NR	NR	NR	NR	
Officers	0	±1	NR	NR	NR	NR	
USAR	0	±1	NR	NR	NR	NR	
Enlisted	1	±1	NR	NR	NR	NR	
Officers	NA		NA	NA	NA	NA	
USNR	0	±1	NR	NR	NR	NR	
Enlisted	0	±1	NR	NR	NR	NR	
Officers	0	±1	NR	NR	NR	NR	
USMCR	0	±1	NR	NR	NR	NR	
Enlisted	0	±1	NR	NR	NR	NR	
Officers	1	±1	NR	NR	NR	NR	
ANG	0	±1	NR	NR	NR	NR	
Enlisted	0	±1	NR	NR	NR	NR	
Officers	NA		NA	NA	NA	NA	
USAFR	0	±1	NR	NR	NR	NR	
Enlisted	0	±1	NR	NR	NR	NR	
Officers	0	±1	NR	NR	NR	NR	
USCGR	0	±1	NR	NR	NR	NR	
Enlisted	1	±1	NR	NR	NR	NR	
E1 - E4	1	±1	NR	NR	NR	NR	
E5 - E9	0	±1	NR	NR	NR	NR	
Officers	0	±1	NR	NR	NR	NR	
O1 - O3	NA		NA	NA	NA	NA	
O4 - O6	1	±2	NR	NR	NR	NR	
Females	1	±1	NR	NR	NR	NR	
Enlisted	1	±2	NR	NR	NR	NR	
Officers	NA		NA	NA	NA	NA	
Males	0	±1	NR	NR	NR	NR	
Enlisted	0	±1	NR	NR	NR	NR	
Officers	0	±1	NR	NR	NR	NR	

NR: Not reportable

NA: Not applicable

86. As a result of this situation, to what extent did...

a. You consider requesting a transfer?

1. Not at all
4. Large extent

2. Small extent
5. Very large extent









3. Moderate extent

	Percent Responding		Percentages					Max ME	Average Extent		
			1	2	3	4	5				
TOTAL DOD	1	±1	62	9	9	9	10	±10	2.0	±0.3	
ARNG	1	±1	63	8	8	6	14	±16	2.0	±0.5	
USAR	1	±1	63	5	7	15	10	±17	2.0	±0.5	
USNR	1	±1	NR	NR	NR	7	2	±22	1.7	±0.6	
USMCR	0	±1	NR	NR	NR	NR	NR		NR		
ANG	0	±1	NR	NR	2	NR	NR	±11	1.6	±0.6	
USAFR	1	±1	NR	13	NR	7	7	±22	2.0	±0.7	
Enlisted	1	±1	62	8	10	10	10	±10	2.0	±0.3	
E1 – E4	1	±1	63	8	14	9	6	±15	1.9	±0.4	
E1 – E3	1	±1	68	13	6	12	NR	±23	1.6	±0.5	
E4	1	±1	59	5	19	7	10	±20	2.0	±0.6	
E5 – E9	1	±1	62	8	6	10	14	±14	2.1	±0.5	
E5 – E7	1	±1	62	8	6	8	15	±14	2.1	±0.5	
E8 – E9	0	±1	NR	NR	NR	NR	NR		NR		
Officers	0	±1	59	19	2	5	16	±22	2.0	±0.6	
O1 – O3	0	±1	NR	NR	4	NR	NR	±18	2.5	±0.9	
O4 – O6	0	±1	NR	NR	NR	9	NR	±22	1.7	±0.7	
W1 – W5	0	±1	NR	NR	NR	NR	NR		NR		
Reserve Unit	1	±1	61	9	10	10	10	±10	2.0	±0.3	
AGR/FTS/AR	1	±1	70	NR	3	4	17	±24	1.9	±0.7	
IMA	1	±1	NR	NR	NR	NR	NR		1.2	±0.4	
Not Activated Past 12 Months	1	±1	62	9	10	8	11	±11	2.0	±0.4	
Activated Past 12 Months	1	±1	64	7	5	15	8	±17	2.0	±0.5	
Not Deployed Past 12 Months	1	±1	65	9	8	9	10	±11	1.9	±0.3	
Deployed Past 12 Months	1	±1	NR	11	14	13	15	±19	2.4	±0.7	
Non-Hispanic White	1	±1	54	11	11	11	13	±13	2.2	±0.4	
Total Minority	1	±1	73	7	7	7	6	±14	1.7	±0.4	
Non-Hispanic Black	1	±1	81	5	5	4	5	±17	1.5	±0.4	
Hispanic	1	±1	74	7	7	3	9	±25	1.7	±0.6	
FEMALES	3	±1	46	15	11	14	14	±9	2.4	±0.3	
Enlisted	3	±1	46	14	12	14	14	±10	2.4	±0.3	
E1 – E4	3	±1	52	12	15	13	8	±14	2.1	±0.4	
E5 – E9	2	±1	38	16	9	16	21	±14	2.7	±0.5	
Officers	2	±1	48	24	2	6	20	±24	2.3	±0.6	
O1 – O3	2	±1	NR	NR	4	NR	NR	±18	2.5	±0.9	
O4 – O6	2	±1	NR	NR	NR	NR	NR		NR		
Reserve Unit	3	±1	46	15	12	14	13	±10	2.3	±0.3	
AGR/FTS/AR	2	±1	NR	NR	NR	NR	NR		NR		
IMA	1	±1	NR	NR	NR	NR	NR		NR		
Non-Hispanic White	3	±1	42	16	13	14	16	±12	2.5	±0.4	
Total Minority	2	±1	53	12	10	14	11	±15	2.2	±0.5	
ARNG	3	±1	42	15	15	10	17	±15	2.5	±0.5	
Enlisted	3	±1	44	11	16	11	18	±16	2.5	±0.5	
Officers	2	±2	NR	NR	NR	NR	NR		NR		
USAR	3	±1	49	7	10	19	15	±17	2.4	±0.5	
Enlisted	3	±2	49	7	11	19	14	±18	2.4	±0.5	
Officers	1	±1	NR	NR	NR	NR	NR		NR		

Note. Percent responding are Reserve members who answered the question and who experienced unwanted sexual contact (Q73).

NR: Not reportable

2012 Workplace and Gender Relations Survey of Reserve Component Members

86a. Continued	Percent Responding		Percentages					Max ME	Average Extent		
			1	2	3	4	5				
USNR	2	±2	NR	NR	NR	NR	4	±18	2.3	±0.6	
Enlisted	2	±2	NR	NR	NR	NR	NR		NR		
Officers	2	±2	NR	NR	NR	NR	NR		NR		
USMCR	3	±4	NR	NR	NR	NR	NR		NR		
Enlisted	4	±4	NR	NR	NR	NR	NR		NR		
Officers	1	±3	NR	NR	NR	NR	NR		NR		
ANG	1	±1	NR	NR	3	NR	NR	±14	NR		
Enlisted	1	±1	NR	NR	NR	NR	NR		NR		
Officers	2	±2	NR	NR	NR	NR	NR		NR		
USAFR	2	±2	NR	NR	NR	11	NR	±24	2.1	±0.7	
Enlisted	3	±2	NR	NR	NR	NR	NR		2.1	±0.8	
Officers	1	±1	NR	NR	NR	NR	NR		NR		
MALES	0	±1	88	NR	6	2	NR	±19	1.4	±0.4	
Enlisted	0	±1	87	NR	6	3	NR	±19	1.4	±0.5	
E1 - E4	0	±1	NR	NR	NR	NR	NR		NR		
E5 - E9	0	±1	86	NR	3	NR	NR	±25	1.5	±0.6	
Officers	0	±1	NR	NR	NR	NR	NR		NR		
O1 - O3	NA		NA	NA	NA	NA	NA		NA		
O4 - O6	0	±1	NR	NR	NR	NR	NR		NR		
Reserve Unit	0	±1	86	NR	6	3	NR	±21	1.4	±0.5	
AGR/FTS/AR	0	±1	NR	NR	NR	NR	NR		1.0	±0.0	
IMA	1	±1	NR	NR	NR	NR	NR		NR		
Non-Hispanic White	0	±1	NR	NR	NR	NR	NR		NR		
Total Minority	1	±1	NR	NR	NR	NR	NR		1.1	±0.2	
ARNG	0	±1	NR	NR	NR	NR	NR		NR		
Enlisted	0	±1	NR	NR	NR	NR	NR		NR		
Officers	NA		NA	NA	NA	NA	NA		NA		
USAR	0	±1	NR	NR	NR	NR	NR		NR		
Enlisted	1	±1	NR	NR	NR	NR	NR		NR		
Officers	NA		NA	NA	NA	NA	NA		NA		
USNR	0	±1	NR	NR	NR	NR	NR		NR		
Enlisted	0	±1	NR	NR	NR	NR	NR		NR		
Officers	0	±1	NR	NR	NR	NR	NR		NR		
USMCR	0	±1	NR	NR	NR	NR	NR		NR		
Enlisted	0	±1	NR	NR	NR	NR	NR		NR		
Officers	1	±1	NR	NR	NR	NR	NR		NR		
ANG	0	±1	NR	NR	NR	NR	NR		NR		
Enlisted	0	±1	NR	NR	NR	NR	NR		NR		
Officers	NA		NA	NA	NA	NA	NA		NA		
USAFR	0	±1	NR	NR	NR	NR	NR		NR		
Enlisted	0	±1	NR	NR	NR	NR	NR		NR		
Officers	0	±1	NR	NR	NR	NR	NR		NR		
USCGR	0	±1	NR	NR	NR	NR	NR		NR		
Enlisted	0	±1	NR	NR	NR	NR	NR		NR		
E1 - E4	1	±1	NR	NR	NR	NR	NR		NR		
E5 - E9	0	±1	NR	NR	NR	NR	NR		NR		
Officers	0	±1	NR	NR	NR	NR	NR		NR		
O1 - O3	NA		NA	NA	NA	NA	NA		NA		
O4 - O6	1	±2	NR	NR	NR	NR	NR		NR		
Females	1	±1	NR	NR	NR	NR	NR		NR		
Enlisted	1	±1	NR	NR	NR	NR	NR		NR		
Officers	NA		NA	NA	NA	NA	NA		NA		
Males	0	±1	NR	NR	NR	NR	NR		NR		
Enlisted	0	±1	NR	NR	NR	NR	NR		NR		
Officers	0	±1	NR	NR	NR	NR	NR		NR		

NR: Not reportable

NA: Not applicable

86. As a result of this situation, to what extent did...








b. You think about getting out of your Reserve component?

1. Not at all
 2. Small extent
 3. Moderate extent
 4. Large extent
 5. Very large extent

	Percent Responding		Percentages					Max ME	Average Extent		
			1	2	3	4	5				
TOTAL DOD	1	±1	63	9	9	7	11	±10	1.9	±0.3	
ARNG	1	±1	63	6	7	10	13	±16	2.0	±0.5	
USAR	1	±1	62	7	9	6	15	±17	2.0	±0.5	
USNR	1	±1	NR	NR	NR	NR	2	±11	1.3	±0.5	
USMCR	0	±1	NR	NR	NR	NR	NR		NR		
ANG	0	±1	NR	NR	NR	2	NR	±9	1.5	±0.6	
USAFR	1	±1	NR	22	NR	4	2	±22	1.8	±0.6	
Enlisted	1	±1	63	9	10	8	11	±10	2.0	±0.3	
E1 – E4	1	±1	58	11	16	4	11	±15	2.0	±0.4	
E1 – E3	1	±1	65	8	16	8	NR	±23	1.8	±0.6	
E4	1	±1	52	14	16	1	16	±20	2.1	±0.6	
E5 – E9	1	±1	67	6	4	11	11	±14	1.9	±0.5	
E5 – E7	1	±1	68	7	5	9	12	±15	1.9	±0.5	
E8 – E9	0	±1	NR	NR	NR	NR	NR		NR		
Officers	0	±1	73	5	3	1	17	±19	1.8	±0.6	
O1 – O3	0	±1	NR	10	NR	3	NR	±23	NR		
O4 – O6	0	±1	81	3	NR	NR	NR	±25	1.6	±0.7	
W1 – W5	0	±1	NR	NR	NR	NR	NR		NR		
Reserve Unit	1	±1	63	8	10	7	12	±10	2.0	±0.3	
AGR/FTS/AR	1	±1	NR	NR	NR	5	11	±19	1.8	±0.6	
IMA	1	±1	NR	NR	NR	NR	NR		1.0	±0.0	
Not Activated Past 12 Months	1	±1	63	8	9	7	12	±12	2.0	±0.4	
Activated Past 12 Months	1	±1	65	11	10	6	7	±17	1.8	±0.4	
Not Deployed Past 12 Months	1	±1	64	8	9	7	11	±11	1.9	±0.3	
Deployed Past 12 Months	1	±1	60	11	9	8	12	±21	2.0	±0.6	
Non-Hispanic White	1	±1	55	12	10	11	12	±13	2.1	±0.4	
Total Minority	1	±1	76	4	8	1	11	±13	1.7	±0.4	
Non-Hispanic Black	1	±1	83	5	5	NR	7	±17	1.4	±0.4	
Hispanic	1	±1	79	NR	6	3	11	±24	1.7	±0.7	
FEMALES	3	±1	52	13	12	7	16	±9	2.2	±0.3	
Enlisted	3	±1	50	14	13	7	16	±10	2.2	±0.3	
E1 – E4	3	±1	44	16	18	6	15	±14	2.3	±0.5	
E5 – E9	2	±1	58	10	6	9	16	±14	2.2	±0.5	
Officers	2	±1	66	7	4	2	22	±21	2.1	±0.7	
O1 – O3	2	±1	NR	10	NR	3	NR	±23	NR		
O4 – O6	2	±1	NR	4	NR	NR	NR	±19	NR		
Reserve Unit	3	±1	51	14	12	7	16	±10	2.2	±0.3	
AGR/FTS/AR	2	±1	NR	NR	NR	NR	NR		NR		
IMA	1	±2	NR	NR	NR	NR	NR		1.0	±0.0	
Non-Hispanic White	3	±1	48	16	12	10	14	±11	2.2	±0.4	
Total Minority	2	±1	58	8	12	2	20	±15	2.2	±0.5	
ARNG	3	±1	48	12	13	11	17	±15	2.4	±0.5	
Enlisted	3	±1	47	13	14	11	15	±16	2.4	±0.5	
Officers	2	±2	NR	NR	NR	NR	NR		NR		
USAR	3	±1	51	7	14	4	23	±17	2.4	±0.6	
Enlisted	3	±2	51	7	14	5	23	±18	2.4	±0.6	
Officers	1	±1	NR	NR	NR	NR	NR		NR		

Note. Percent responding are Reserve members who answered the question and who experienced unwanted sexual contact (Q73).
 NR: Not reportable

2012 Workplace and Gender Relations Survey of Reserve Component Members

86b. Continued	Percent Responding		Percentages					Max ME	Average Extent		
			1	2	3	4	5				
USNR	2	±2	NR	NR	NR	NR	4	±18	NR		
Enlisted	2	±2	NR	NR	NR	NR	NR		NR		
Officers	2	±2	NR	NR	NR	NR	NR		NR		
USMCR	3	±4	NR	NR	NR	NR	NR		NR		
Enlisted	4	±4	NR	NR	NR	NR	NR		NR		
Officers	1	±3	NR	NR	NR	NR	NR		NR		
ANG	1	±1	NR	NR	NR	2	NR	±12	NR		
Enlisted	1	±1	NR	NR	NR	NR	NR		NR		
Officers	2	±2	NR	NR	NR	NR	NR		NR		
USAFR	2	±2	NR	NR	NR	NR	3	±14	1.8	±0.5	
Enlisted	3	±2	NR	NR	NR	NR	NR		1.7	±0.5	
Officers	1	±1	NR	NR	NR	NR	NR		NR		
MALES	0	±1	81	2	5	8	NR	±21	1.5	±0.5	
Enlisted	0	±1	80	2	6	8	NR	±21	1.5	±0.5	
E1 - E4	0	±1	NR	NR	NR	NR	NR		NR		
E5 - E9	1	±1	NR	3	3	NR	NR	±16	1.7	±0.7	
Officers	0	±1	NR	NR	NR	NR	NR		NR		
O1 - O3	NA		NA	NA	NA	NA	NA		NA		
O4 - O6	0	±1	NR	NR	NR	NR	NR		NR		
Reserve Unit	0	±1	81	NR	6	8	NR	±22	1.6	±0.6	
AGR/FTS/AR	0	±1	NR	NR	NR	NR	NR		NR		
IMA	1	±1	NR	NR	NR	NR	NR		NR		
Non-Hispanic White	0	±1	NR	NR	NR	NR	NR		NR		
Total Minority	1	±1	NR	NR	NR	NR	NR		1.1	±0.2	
ARNG	0	±1	NR	NR	NR	NR	NR		NR		
Enlisted	1	±1	NR	NR	NR	NR	NR		NR		
Officers	NA		NA	NA	NA	NA	NA		NA		
USAR	0	±1	NR	NR	NR	NR	NR		NR		
Enlisted	1	±1	NR	NR	NR	NR	NR		NR		
Officers	NA		NA	NA	NA	NA	NA		NA		
USNR	0	±1	NR	NR	NR	NR	NR		NR		
Enlisted	0	±1	NR	NR	NR	NR	NR		NR		
Officers	0	±1	NR	NR	NR	NR	NR		NR		
USMCR	0	±1	NR	NR	NR	NR	NR		NR		
Enlisted	0	±1	NR	NR	NR	NR	NR		NR		
Officers	1	±1	NR	NR	NR	NR	NR		NR		
ANG	0	±1	NR	NR	NR	NR	NR		NR		
Enlisted	0	±1	NR	NR	NR	NR	NR		NR		
Officers	NA		NA	NA	NA	NA	NA		NA		
USAFR	0	±1	NR	NR	NR	NR	NR		NR		
Enlisted	0	±1	NR	NR	NR	NR	NR		NR		
Officers	0	±1	NR	NR	NR	NR	NR		NR		
USCGR	0	±1	NR	NR	NR	NR	NR		NR		
Enlisted	0	±1	NR	NR	NR	NR	NR		NR		
E1 - E4	1	±1	NR	NR	NR	NR	NR		NR		
E5 - E9	0	±1	NR	NR	NR	NR	NR		NR		
Officers	0	±1	NR	NR	NR	NR	NR		NR		
O1 - O3	NA		NA	NA	NA	NA	NA		NA		
O4 - O6	1	±2	NR	NR	NR	NR	NR		NR		
Females	1	±1	NR	NR	NR	NR	NR		NR		
Enlisted	1	±1	NR	NR	NR	NR	NR		NR		
Officers	NA		NA	NA	NA	NA	NA		NA		
Males	0	±1	NR	NR	NR	NR	NR		NR		
Enlisted	0	±1	NR	NR	NR	NR	NR		NR		
Officers	0	±1	NR	NR	NR	NR	NR		NR		

NR: Not reportable

NA: Not applicable

86. As a result of this situation, to what extent did...

c. Your work performance decrease?

1. Not at all
4. Large extent

2. Small extent
5. Very large extent








3. Moderate extent

	Percent Responding		Percentages					Max ME	Average Extent		
			1	2	3	4	5				
TOTAL DOD	1	±1	64	14	11	4	7	±10	1.8	±0.3	■
ARNG	1	±1	72	3	12	4	8	±15	1.7	±0.4	■
USAR	1	±1	59	23	10	5	4	±17	1.7	±0.4	■
USNR	1	±1	NR	NR	NR	NR	7	±22	NR		
USMCR	0	±1	NR	4	NR	NR	NR	±19	NR		
ANG	0	±1	NR	NR	2	NR	NR	±9	1.5	±0.6	■
USAFR	1	±1	NR	16	NR	4	5	±20	1.9	±0.6	■
Enlisted	1	±1	65	13	11	5	6	±10	1.8	±0.3	■
E1 – E4	1	±1	66	11	12	7	4	±15	1.7	±0.4	■
E1 – E3	1	±1	74	7	6	NR	9	±22	1.7	±0.5	■
E4	1	±1	59	14	17	10	NR	±20	1.8	±0.4	■
E5 – E9	1	±1	64	16	10	2	9	±14	1.8	±0.4	■
E5 – E7	1	±1	64	14	11	2	9	±14	1.8	±0.4	■
E8 – E9	0	±1	NR	NR	NR	NR	NR		NR		
Officers	0	±1	57	16	13	2	12	±20	2.0	±0.5	■
O1 – O3	0	±1	NR	NR	NR	NR	NR		2.4	±0.8	■
O4 – O6	0	±1	NR	NR	NR	4	NR	±17	1.7	±0.6	■
W1 – W5	0	±1	NR	NR	NR	NR	NR		NR		
Reserve Unit	1	±1	64	13	11	5	7	±10	1.8	±0.3	■
AGR/FTS/AR	1	±1	NR	20	11	NR	NR	±23	1.6	±0.5	■
IMA	1	±1	NR	NR	NR	NR	NR		NR		
Not Activated Past 12 Months	1	±1	63	13	13	5	6	±11	1.8	±0.3	■
Activated Past 12 Months	1	±1	69	16	5	2	8	±17	1.7	±0.4	■
Not Deployed Past 12 Months	1	±1	65	13	11	4	7	±11	1.8	±0.3	■
Deployed Past 12 Months	1	±1	60	16	14	6	5	±21	1.8	±0.5	■
Non-Hispanic White	1	±1	57	17	12	4	10	±12	1.9	±0.4	■
Total Minority	1	±1	73	9	10	5	2	±14	1.5	±0.3	■
Non-Hispanic Black	1	±1	87	6	3	3	1	±17	1.3	±0.3	■
Hispanic	1	±1	NR	7	14	NR	4	±23	1.6	±0.6	■
FEMALES	3	±1	49	21	15	7	8	±9	2.1	±0.3	■
Enlisted	3	±1	49	21	15	8	8	±10	2.0	±0.3	■
E1 – E4	3	±1	55	16	13	10	6	±14	2.0	±0.4	■
E5 – E9	2	±1	41	27	17	4	10	±14	2.2	±0.4	■
Officers	2	±1	45	20	17	2	15	±22	2.2	±0.6	■
O1 – O3	2	±1	NR	NR	NR	NR	NR		2.4	±0.8	■
O4 – O6	2	±1	NR	NR	NR	NR	NR		NR		
Reserve Unit	3	±1	50	20	14	8	9	±10	2.1	±0.3	■
AGR/FTS/AR	2	±1	NR	NR	NR	NR	NR		NR		
IMA	1	±2	NR	NR	NR	NR	NR		NR		
Non-Hispanic White	3	±1	46	22	14	6	11	±12	2.1	±0.3	■
Total Minority	2	±1	53	17	16	9	5	±16	1.9	±0.4	■
ARNG	3	±1	57	5	22	8	8	±15	2.0	±0.4	■
Enlisted	3	±1	60	4	21	8	7	±16	2.0	±0.5	■
Officers	2	±2	NR	NR	NR	NR	NR		NR		
USAR	3	±1	42	30	15	7	6	±17	2.1	±0.4	■
Enlisted	3	±2	41	30	15	8	6	±18	2.1	±0.4	■
Officers	1	±1	NR	NR	NR	NR	NR		NR		

Note. Percent responding are Reserve members who answered the question and who experienced unwanted sexual contact (Q73).

NR: Not reportable

2012 Workplace and Gender Relations Survey of Reserve Component Members

86c. Continued	Percent Responding		Percentages					Max ME	Average Extent		
			1	2	3	4	5				
USNR	2	±2	10	NR	NR	NR	NR	±18	NR		
Enlisted	2	±2	NR	NR	NR	NR	NR		NR		
Officers	2	±2	NR	NR	NR	NR	NR		NR		
USMCR	3	±4	NR	NR	NR	NR	NR		NR		
Enlisted	4	±4	NR	NR	NR	NR	NR		NR		
Officers	1	±3	NR	NR	NR	NR	NR		NR		
ANG	1	±1	NR	NR	2	NR	NR	±12	NR		
Enlisted	1	±1	NR	NR	NR	NR	NR		NR		
Officers	2	±2	NR	NR	NR	NR	NR		NR		
USAFR	2	±2	NR	25	NR	NR	8	±24	1.9	±0.6	
Enlisted	3	±2	NR	NR	NR	NR	NR		1.8	±0.6	
Officers	1	±1	NR	NR	NR	NR	NR		NR		
MALES	0	±1	88	2	6	NR	NR	±19	1.3	±0.4	
Enlisted	0	±1	87	3	6	NR	NR	±19	1.3	±0.4	
E1 - E4	0	±1	NR	NR	NR	NR	NR		NR		
E5 - E9	0	±1	86	NR	3	NR	NR	±25	1.4	±0.6	
Officers	0	±1	NR	NR	NR	NR	NR		NR		
O1 - O3	NA		NA	NA	NA	NA	NA		NA		
O4 - O6	0	±1	NR	NR	NR	NR	NR		NR		
Reserve Unit	0	±1	86	3	6	NR	NR	±21	1.3	±0.5	
AGR/FTS/AR	0	±1	NR	NR	NR	NR	NR		1.0	±0.0	
IMA	1	±1	NR	NR	NR	NR	NR		NR		
Non-Hispanic White	0	±1	NR	NR	NR	NR	NR		NR		
Total Minority	1	±1	NR	NR	NR	NR	NR		1.1	±0.2	
ARNG	0	±1	NR	NR	NR	NR	NR		NR		
Enlisted	0	±1	NR	NR	NR	NR	NR		NR		
Officers	NA		NA	NA	NA	NA	NA		NA		
USAR	0	±1	NR	NR	NR	NR	NR		NR		
Enlisted	1	±1	NR	NR	NR	NR	NR		NR		
Officers	NA		NA	NA	NA	NA	NA		NA		
USNR	0	±1	NR	NR	NR	NR	NR		NR		
Enlisted	0	±1	NR	NR	NR	NR	NR		NR		
Officers	0	±1	NR	NR	NR	NR	NR		NR		
USMCR	0	±1	NR	NR	NR	NR	NR		NR		
Enlisted	0	±1	NR	NR	NR	NR	NR		NR		
Officers	1	±1	NR	NR	NR	NR	NR		NR		
ANG	0	±1	NR	NR	NR	NR	NR		NR		
Enlisted	0	±1	NR	NR	NR	NR	NR		NR		
Officers	NA		NA	NA	NA	NA	NA		NA		
USAFR	0	±1	NR	NR	NR	NR	NR		NR		
Enlisted	0	±1	NR	NR	NR	NR	NR		NR		
Officers	0	±1	NR	NR	NR	NR	NR		NR		
USCGR	0	±1	NR	NR	NR	NR	NR		NR		
Enlisted	0	±1	NR	NR	NR	NR	NR		NR		
E1 - E4	1	±1	NR	NR	NR	NR	NR		NR		
E5 - E9	0	±1	NR	NR	NR	NR	NR		NR		
Officers	0	±1	NR	NR	NR	NR	NR		NR		
O1 - O3	NA		NA	NA	NA	NA	NA		NA		
O4 - O6	1	±2	NR	NR	NR	NR	NR		NR		
Females	1	±1	NR	NR	NR	NR	NR		NR		
Enlisted	1	±1	NR	NR	NR	NR	NR		NR		
Officers	NA		NA	NA	NA	NA	NA		NA		
Males	0	±1	NR	NR	NR	NR	NR		NR		
Enlisted	0	±1	NR	NR	NR	NR	NR		NR		
Officers	0	±1	NR	NR	NR	NR	NR		NR		

NR: Not reportable

NA: Not applicable

87. Did you report this situation to a civilian authority or organization?

	Percent Responding		Percentages	Max ME	Percentage Reporting Yes
			Yes		
TOTAL DOD	1	±1	14	±9	■
ARNG	1	±1	16	±20	■
USAR	1	±1	9	±11	■
USNR	1	±1	NR		
USMCR	0	±1	NR		
ANG	0	±1	NR		
USAFR	1	±1	8	±21	■
Enlisted	1	±1	13	±10	■
E1 – E4	1	±1	10	±10	■
E1 – E3	1	±1	13	±18	■
E4	1	±1	8	±12	■
E5 – E9	1	±1	16	±18	■
E5 – E7	1	±1	17	±18	■
E8 – E9	0	±1	NR		
Officers	0	±1	20	±18	■
O1 – O3	0	±1	NR		
O4 – O6	0	±1	NR		
W1 – W5	0	±1	NR		
Reserve Unit	1	±1	14	±10	■
AGR/FTS/AR	1	±1	9	±18	■
IMA	1	±1	NR		
Not Activated Past 12 Months	1	±1	16	±12	■
Activated Past 12 Months	1	±1	5	±9	■
Not Deployed Past 12 Months	1	±1	14	±11	■
Deployed Past 12 Months	1	±1	13	±18	■
Non-Hispanic White	1	±1	12	±8	■
Total Minority	1	±1	17	±21	■
Non-Hispanic Black	1	±1	5	±11	■
Hispanic	1	±1	NR		
FEMALES	3	±1	17	±8	■
Enlisted	3	±1	16	±9	■
E1 – E4	3	±1	14	±12	■
E5 – E9	2	±1	17	±13	■
Officers	2	±1	26	±21	■
O1 – O3	2	±1	NR		
O4 – O6	2	±1	NR		
Reserve Unit	3	±1	16	±8	■
AGR/FTS/AR	2	±1	NR		
IMA	1	±2	NR		
Non-Hispanic White	3	±1	19	±11	■
Total Minority	2	±1	13	±12	■
ARNG	3	±1	15	±14	■
Enlisted	3	±1	14	±15	■
Officers	2	±2	NR		
USAR	3	±1	14	±14	■
Enlisted	3	±2	12	±15	■
Officers	1	±1	NR		

Note. Percent responding are Reserve members who answered the question and who experienced unwanted sexual contact (Q73).
 NR: Not reportable

2012 Workplace and Gender Relations Survey of Reserve Component Members

87. Continued	Percent Responding		Percentages	Max ME	Percentage Reporting Yes
			Yes		
USNR	2	±2	NR		
Enlisted	2	±2	NR		
Officers	2	±2	NR		
USMCR	3	±4	NR		
Enlisted	4	±4	NR		
Officers	1	±3	NR		
ANG	1	±1	NR		
Enlisted	1	±1	NR		
Officers	2	±2	NR		
USAFR	2	±2	NR		
Enlisted	3	±2	NR		
Officers	1	±1	NR		
MALES	0	±1	NR		
Enlisted	0	±1	NR		
E1 - E4	0	±1	NR		
E5 - E9	1	±1	NR		
Officers	0	±1	NR		
O1 - O3	NA		NA		
O4 - O6	0	±1	NR		
Reserve Unit	0	±1	NR		
AGR/FTS/AR	0	±1	NR		
IMA	1	±1	NR		
Non-Hispanic White	0	±1	NR		
Total Minority	1	±1	NR		
ARNG	0	±1	NR		
Enlisted	1	±1	NR		
Officers	NA		NA		
USAR	0	±1	NR		
Enlisted	1	±1	NR		
Officers	NA		NA		
USNR	0	±1	NR		
Enlisted	0	±1	NR		
Officers	0	±1	NR		
USMCR	0	±1	NR		
Enlisted	0	±1	NR		
Officers	1	±1	NR		
ANG	0	±1	NR		
Enlisted	0	±1	NR		
Officers	NA		NA		
USAFR	0	±1	NR		
Enlisted	0	±1	NR		
Officers	0	±1	NR		
USCGR	0	±1	NR		
Enlisted	0	±1	NR		
E1 - E4	1	±1	NR		
E5 - E9	0	±1	NR		
Officers	0	±1	NR		
O1 - O3	NA		NA		
O4 - O6	1	±2	NR		
Females	1	±1	NR		
Enlisted	1	±1	NR		
Officers	NA		NA		
Males	0	±1	NR		
Enlisted	0	±1	NR		
Officers	0	±1	NR		

NR: Not reportable

NA: Not applicable

88. Did you report this situation to a National Guard/Reserve/DoD/DHS authority or organization?

	Percent Responding		Percentages	Max ME	Percentage Reporting Yes
			Yes		
TOTAL DOD	1	±1	15	±7	
ARNG	1	±1	17	±14	
USAR	1	±1	9	±11	
USNR	1	±1	NR		
USMCR	0	±1	NR		
ANG	0	±1	NR		
USAFR	1	±1	19	±22	
Enlisted	1	±1	14	±8	
E1 – E4	1	±1	13	±11	
E1 – E3	1	±1	18	±20	
E4	1	±1	9	±12	
E5 – E9	1	±1	15	±13	
E5 – E7	1	±1	15	±13	
E8 – E9	0	±1	NR		
Officers	0	±1	26	±21	
O1 – O3	0	±1	NR		
O4 – O6	0	±1	NR		
W1 – W5	0	±1	NR		
Reserve Unit	1	±1	15	±8	
AGR/FTS/AR	1	±1	8	±19	
IMA	1	±1	NR		
Not Activated Past 12 Months	1	±1	12	±7	
Activated Past 12 Months	1	±1	23	±21	
Not Deployed Past 12 Months	1	±1	12	±7	
Deployed Past 12 Months	1	±1	NR		
Non-Hispanic White	1	±1	11	±8	
Total Minority	1	±1	19	±15	
Non-Hispanic Black	1	±1	17	±24	
Hispanic	1	±1	17	±23	
FEMALES	3	±1	20	±8	
Enlisted	3	±1	19	±9	
E1 – E4	3	±1	18	±13	
E5 – E9	2	±1	19	±13	
Officers	2	±1	33	±23	
O1 – O3	2	±1	NR		
O4 – O6	2	±1	NR		
Reserve Unit	3	±1	21	±9	
AGR/FTS/AR	2	±1	NR		
IMA	1	±2	NR		
Non-Hispanic White	3	±1	18	±10	
Total Minority	2	±1	24	±15	
ARNG	3	±1	23	±14	
Enlisted	3	±1	19	±15	
Officers	2	±2	NR		
USAR	3	±1	13	±15	
Enlisted	3	±2	13	±16	
Officers	1	±1	NR		

Note. Percent responding are Reserve members who answered the question and who experienced unwanted sexual contact (Q73).
 NR: Not reportable

2012 Workplace and Gender Relations Survey of Reserve Component Members

88. Continued	Percent Responding		Percentages	Max ME	Percentage Reporting Yes
			Yes		
USNR	2	±2	NR		
Enlisted	2	±2	NR		
Officers	2	±2	NR		
USMCR	3	±4	NR		
Enlisted	4	±4	NR		
Officers	1	±3	NR		
ANG	1	±1	NR		
Enlisted	1	±1	NR		
Officers	2	±2	NR		
USAFR	2	±2	NR		
Enlisted	3	±2	NR		
Officers	1	±1	NR		
MALES	0	±1	7	±20	
Enlisted	0	±1	7	±20	
E1 - E4	0	±1	NR		
E5 - E9	1	±1	NR		
Officers	0	±1	NR		
O1 - O3	NA		NA		
O4 - O6	0	±1	NR		
Reserve Unit	0	±1	7	±21	
AGR/FTS/AR	0	±1	NR		
IMA	1	±1	NR		
Non-Hispanic White	0	±1	NR		
Total Minority	1	±1	NR		
ARNG	0	±1	NR		
Enlisted	1	±1	NR		
Officers	NA		NA		
USAR	0	±1	NR		
Enlisted	1	±1	NR		
Officers	NA		NA		
USNR	0	±1	NR		
Enlisted	0	±1	NR		
Officers	0	±1	NR		
USMCR	0	±1	NR		
Enlisted	0	±1	NR		
Officers	1	±1	NR		
ANG	0	±1	NR		
Enlisted	0	±1	NR		
Officers	NA		NA		
USAFR	0	±1	NR		
Enlisted	0	±1	NR		
Officers	0	±1	NR		
USCGR	0	±1	NR		
Enlisted	0	±1	NR		
E1 - E4	1	±1	NR		
E5 - E9	0	±1	NR		
Officers	0	±1	NR		
O1 - O3	NA		NA		
O4 - O6	1	±2	NR		
Females	1	±1	NR		
Enlisted	1	±1	NR		
Officers	NA		NA		
Males	0	±1	NR		
Enlisted	0	±1	NR		
Officers	0	±1	NR		

NR: Not reportable

NA: Not applicable

88. Did you report this situation? Constructed from Q87 and Q88.

1. Yes, to a civilian authority or organization only
2. Yes, to a National Guard/Reserve/DoD/DHS authority or organization only
3. Yes, to both a civilian and a National Guard/Reserve/DoD/DHS authority or organization
4. No

	Percent Responding		Percentages				Max ME
			1	2	3	4	
TOTAL DOD	1	±1	7	8	6	78	±10
ARNG	1	±1	NR	10	7	74	±19
USAR	1	±1	7	6	2	85	±13
USNR	1	±1	7	NR	NR	NR	±22
USMCR	0	±1	NR	NR	NR	NR	
ANG	0	±1	NR	NR	NR	NR	
USAFR	1	±1	NR	11	8	81	±22
Enlisted	1	±1	8	8	6	79	±11
E1 – E4	1	±1	4	7	6	83	±11
E1 – E3	1	±1	6	12	6	76	±21
E4	1	±1	3	3	6	89	±13
E5 – E9	1	±1	11	9	6	75	±21
E5 – E7	1	±1	11	9	6	73	±22
E8 – E9	0	±1	NR	NR	NR	NR	
Officers	0	±1	6	11	14	69	±24
O1 – O3	0	±1	7	NR	NR	NR	±18
O4 – O6	0	±1	NR	NR	NR	NR	
W1 – W5	0	±1	NR	NR	NR	NR	
Reserve Unit	1	±1	8	9	6	77	±11
AGR/FTS/AR	1	±1	1	NR	8	91	±19
IMA	1	±1	NR	NR	NR	NR	
Not Activated Past 12 Months	1	±1	9	5	7	78	±13
Activated Past 12 Months	1	±1	1	19	4	76	±22
Not Deployed Past 12 Months	1	±1	8	6	6	80	±12
Deployed Past 12 Months	1	±1	3	NR	9	NR	±18
Non-Hispanic White	1	±1	6	6	6	82	±9
Total Minority	1	±1	NR	12	8	72	±19
Non-Hispanic Black	1	±1	1	NR	4	81	±24
Hispanic	1	±1	NR	6	10	NR	±20
FEMALES	3	±1	7	10	10	73	±9
Enlisted	3	±1	7	10	9	74	±9
E1 – E4	3	±1	6	10	8	76	±13
E5 – E9	2	±1	8	10	9	73	±14
Officers	2	±1	7	NR	18	60	±22
O1 – O3	2	±1	7	NR	NR	NR	±18
O4 – O6	2	±1	NR	NR	NR	NR	
Reserve Unit	3	±1	7	11	9	72	±9
AGR/FTS/AR	2	±1	2	NR	NR	NR	±12
IMA	1	±2	NR	NR	NR	NR	
Non-Hispanic White	3	±1	10	9	9	72	±11
Total Minority	2	±1	2	13	11	75	±15
ARNG	3	±1	3	11	12	74	±15
Enlisted	3	±1	3	8	11	78	±16
Officers	2	±2	NR	NR	NR	NR	
USAR	3	±1	10	10	3	77	±16
Enlisted	3	±2	10	10	2	78	±17
Officers	1	±1	NR	NR	NR	NR	

Note. Percent responding are Reserve members who answered the question and who experienced unwanted sexual contact (Q73).
 NR: Not reportable

2012 Workplace and Gender Relations Survey of Reserve Component Members

88. Continued	Percent Responding		Percentages				Max ME
			1	2	3	4	
USNR	2	±2	NR	NR	NR	NR	
Enlisted	2	±2	NR	NR	NR	NR	
Officers	2	±2	NR	NR	NR	NR	
USMCR	3	±4	NR	NR	NR	NR	
Enlisted	4	±4	NR	NR	NR	NR	
Officers	1	±3	NR	NR	NR	NR	
ANG	1	±1	NR	NR	NR	NR	
Enlisted	1	±1	NR	NR	NR	NR	
Officers	2	±2	NR	NR	NR	NR	
USAFR	2	±2	NR	17	NR	NR	±25
Enlisted	3	±2	NR	NR	NR	NR	
Officers	1	±1	NR	NR	NR	NR	
MALES	0	±1	NR	NR	2	NR	±10
Enlisted	0	±1	NR	NR	2	NR	±10
E1 - E4	0	±1	NR	NR	NR	NR	
E5 - E9	1	±1	NR	NR	3	NR	±15
Officers	0	±1	NR	NR	NR	NR	
O1 - O3	NA		NA	NA	NA	NA	
O4 - O6	0	±1	NR	NR	NR	NR	
Reserve Unit	0	±1	NR	NR	2	NR	±11
AGR/FTS/AR	0	±1	NR	NR	NR	NR	
IMA	1	±1	NR	NR	NR	NR	
Non-Hispanic White	0	±1	NR	NR	NR	NR	
Total Minority	1	±1	NR	NR	NR	NR	
ARNG	0	±1	NR	NR	NR	NR	
Enlisted	1	±1	NR	NR	NR	NR	
Officers	NA		NA	NA	NA	NA	
USAR	0	±1	NR	NR	NR	NR	
Enlisted	1	±1	NR	NR	NR	NR	
Officers	NA		NA	NA	NA	NA	
USNR	0	±1	NR	NR	NR	NR	
Enlisted	0	±1	NR	NR	NR	NR	
Officers	0	±1	NR	NR	NR	NR	
USMCR	0	±1	NR	NR	NR	NR	
Enlisted	0	±1	NR	NR	NR	NR	
Officers	1	±1	NR	NR	NR	NR	
ANG	0	±1	NR	NR	NR	NR	
Enlisted	0	±1	NR	NR	NR	NR	
Officers	NA		NA	NA	NA	NA	
USAFR	0	±1	NR	NR	NR	NR	
Enlisted	0	±1	NR	NR	NR	NR	
Officers	0	±1	NR	NR	NR	NR	
USCGR	0	±1	NR	NR	NR	NR	
Enlisted	0	±1	NR	NR	NR	NR	
E1 - E4	1	±1	NR	NR	NR	NR	
E5 - E9	0	±1	NR	NR	NR	NR	
Officers	0	±1	NR	NR	NR	NR	
O1 - O3	NA		NA	NA	NA	NA	
O4 - O6	1	±2	NR	NR	NR	NR	
Females	1	±1	NR	NR	NR	NR	
Enlisted	1	±1	NR	NR	NR	NR	
Officers	NA		NA	NA	NA	NA	
Males	0	±1	NR	NR	NR	NR	
Enlisted	0	±1	NR	NR	NR	NR	
Officers	0	±1	NR	NR	NR	NR	

NR: Not reportable

NA: Not applicable

2012 Workplace and Gender Relations Survey of Reserve Component Members

89. Did you make...

1. Only a restricted report?

2. Only an unrestricted report?

3. A restricted report that was converted to an unrestricted report?

	Percent Responding		Percentages			Max ME	Unrestricted Report		
			1	2	3				
TOTAL DOD	0	±1	NR	38	16	±20	NR		
ARNG	0	±1	NR	NR	NR		NR		
USAR	0	±1	NR	NR	NR		NR		
USNR	0	±1	NR	NR	NR		NR		
USMCR	0	±1	NR	NR	NR		NR		
ANG	0	±1	NR	NR	NR		NR		
USAFR	0	±1	NR	NR	NR		NR		
Enlisted	0	±1	NR	30	19	±22	NR		
E1 – E4	0	±1	NR	NR	NR		NR		
E1 – E3	0	±1	NR	NR	NR		NR		
E4	0	±1	NR	NR	NR		NR		
E5 – E9	0	±1	NR	NR	NR		NR		
E5 – E7	0	±1	NR	NR	NR		NR		
E8 – E9	NA		NA	NA	NA		NA		
Officers	0	±1	NR	NR	NR		NR		
O1 – O3	0	±1	NR	NR	NR		NR		
O4 – O6	0	±1	NR	NR	NR		NR		
W1 – W5	NA		NA	NA	NA		NA		
Reserve Unit	0	±1	NR	37	15	±21	NR		
AGR/FTS/AR	0	±1	NR	NR	NR		NR		
IMA	NA		NA	NA	NA		NA		
Not Activated Past 12 Months	0	±1	NR	NR	NR		NR		
Activated Past 12 Months	0	±1	NR	NR	NR		NR		
Not Deployed Past 12 Months	0	±1	36	44	20	±24	64.0	±22.0	
Deployed Past 12 Months	0	±1	NR	NR	NR		NR		
Non-Hispanic White	0	±1	NR	NR	NR		NR		
Total Minority	0	±1	NR	NR	NR		NR		
Non-Hispanic Black	0	±1	NR	NR	NR		NR		
Hispanic	0	±1	NR	NR	NR		NR		
FEMALES	1	±1	34	46	20	±22	66.0	±21.0	
Enlisted	1	±1	38	38	24	±24	62.0	±22.0	
E1 – E4	1	±1	NR	NR	NR		NR		
E5 – E9	0	±1	NR	NR	NR		NR		
Officers	1	±1	NR	NR	NR		NR		
O1 – O3	1	±1	NR	NR	NR		NR		
O4 – O6	1	±1	NR	NR	NR		NR		
Reserve Unit	1	±1	35	46	19	±23	65.0	±21.0	
AGR/FTS/AR	0	±1	NR	NR	NR		NR		
IMA	NA		NA	NA	NA		NA		
Non-Hispanic White	1	±1	NR	NR	NR		NR		
Total Minority	1	±1	NR	NR	NR		NR		
ARNG	1	±1	NR	NR	NR		NR		
Enlisted	1	±1	NR	NR	NR		NR		
Officers	2	±2	NR	NR	NR		NR		
USAR	0	±1	NR	NR	NR		NR		
Enlisted	0	±1	NR	NR	NR		NR		
Officers	0	±1	NR	NR	NR		NR		

Note. Percent responding are Reserve members who answered the question, who experienced unwanted sexual contact (Q73), and who reported the situation to a military authority (Q88).

NR: Not reportable

NA: Not applicable

2012 Workplace and Gender Relations Survey of Reserve Component Members

89. Continued	Percent Responding		Percentages			Max ME	Unrestricted Report		
			1	2	3				
USNR	0	±1	NR	NR	NR		NR		
Enlisted	0	±1	NR	NR	NR		NR		
Officers	0	±1	NR	NR	NR		NR		
USMCR	NA		NA	NA	NA		NA		
Enlisted	NA		NA	NA	NA		NA		
Officers	NA		NA	NA	NA		NA		
ANG	0	±1	NR	NR	NR		NR		
Enlisted	0	±1	NR	NR	NR		NR		
Officers	NA		NA	NA	NA		NA		
USAFR	1	±1	NR	NR	NR		NR		
Enlisted	1	±1	NR	NR	NR		NR		
Officers	NA		NA	NA	NA		NA		
MALES	0	±1	NR	NR	NR		NR		
Enlisted	0	±1	NR	NR	NR		NR		
E1 - E4	NA		NA	NA	NA		NA		
E5 - E9	0	±1	NR	NR	NR		NR		
Officers	NA		NA	NA	NA		NA		
O1 - O3	NA		NA	NA	NA		NA		
O4 - O6	NA		NA	NA	NA		NA		
Reserve Unit	0	±1	NR	NR	NR		NR		
AGR/FTS/AR	NA		NA	NA	NA		NA		
IMA	NA		NA	NA	NA		NA		
Non-Hispanic White	NA		NA	NA	NA		NA		
Total Minority	0	±1	NR	NR	NR		NR		
ARNG	0	±1	NR	NR	NR		NR		
Enlisted	0	±1	NR	NR	NR		NR		
Officers	NA		NA	NA	NA		NA		
USAR	NA		NA	NA	NA		NA		
Enlisted	NA		NA	NA	NA		NA		
Officers	NA		NA	NA	NA		NA		
USNR	NA		NA	NA	NA		NA		
Enlisted	NA		NA	NA	NA		NA		
Officers	NA		NA	NA	NA		NA		
USMCR	0	±1	NR	NR	NR		NR		
Enlisted	0	±1	NR	NR	NR		NR		
Officers	NA		NA	NA	NA		NA		
ANG	NA		NA	NA	NA		NA		
Enlisted	NA		NA	NA	NA		NA		
Officers	NA		NA	NA	NA		NA		
USAFR	NA		NA	NA	NA		NA		
Enlisted	NA		NA	NA	NA		NA		
Officers	NA		NA	NA	NA		NA		
USCGR	NA		NA	NA	NA		NA		
Enlisted	NA		NA	NA	NA		NA		
E1 - E4	NA		NA	NA	NA		NA		
E5 - E9	NA		NA	NA	NA		NA		
Officers	NA		NA	NA	NA		NA		
O1 - O3	NA		NA	NA	NA		NA		
O4 - O6	NA		NA	NA	NA		NA		
Females	NA		NA	NA	NA		NA		
Enlisted	NA		NA	NA	NA		NA		
Officers	NA		NA	NA	NA		NA		
Males	NA		NA	NA	NA		NA		
Enlisted	NA		NA	NA	NA		NA		
Officers	NA		NA	NA	NA		NA		

NR: Not reportable

NA: Not applicable

90. Did you report this situation...

1. At the duty location where it occurred? 2. Upon returning to your home unit/
State?

	Percent Responding		Percentages		Max ME
			1	2	
TOTAL DOD	0	±1	90	10	±20
ARNG	0	±1	NR	NR	
USAR	0	±1	NR	NR	
USNR	0	±1	NR	NR	
USMCR	0	±1	NR	NR	
ANG	0	±1	NR	NR	
USAFR	0	±1	NR	NR	
Enlisted	0	±1	93	7	±20
E1 – E4	0	±1	NR	NR	
E1 – E3	0	±1	NR	NR	
E4	NA		NA	NA	
E5 – E9	0	±1	93	7	±21
E5 – E7	0	±1	93	7	±21
E8 – E9	NA		NA	NA	
Officers	0	±1	NR	NR	
O1 – O3	0	±1	NR	NR	
O4 – O6	0	±1	NR	NR	
W1 – W5	NA		NA	NA	
Reserve Unit	0	±1	93	7	±20
AGR/FTS/AR	0	±1	NR	NR	
IMA	NA		NA	NA	
Not Activated Past 12 Months	0	±1	NR	NR	
Activated Past 12 Months	0	±1	NR	NR	
Not Deployed Past 12 Months	0	±1	NR	NR	
Deployed Past 12 Months	0	±1	NR	NR	
Non-Hispanic White	0	±1	NR	NR	
Total Minority	0	±1	NR	NR	
Non-Hispanic Black	0	±1	NR	NR	
Hispanic	0	±1	NR	NR	
FEMALES	0	±1	85	15	±24
Enlisted	0	±1	NR	NR	
E1 – E4	0	±1	NR	NR	
E5 – E9	0	±1	NR	NR	
Officers	0	±1	NR	NR	
O1 – O3	0	±1	NR	NR	
O4 – O6	1	±1	NR	NR	
Reserve Unit	0	±1	NR	NR	
AGR/FTS/AR	0	±1	NR	NR	
IMA	NA		NA	NA	
Non-Hispanic White	0	±1	NR	NR	
Total Minority	0	±1	NR	NR	
ARNG	0	±1	NR	NR	
Enlisted	0	±1	NR	NR	
Officers	1	±2	NR	NR	
USAR	0	±1	NR	NR	
Enlisted	0	±1	NR	NR	
Officers	0	±1	NR	NR	

Note. Percent responding are Reserve members who answered the question, who experienced unwanted sexual contact while activated or deployed (Q73/Q76c-d), and who reported the situation to a military authority (Q88).

NR: Not reportable

NA: Not applicable

90. Continued	Percent Responding		Percentages		Max ME
			1	2	
USNR	0	±1	NR	NR	
Enlisted	0	±1	NR	NR	
Officers	0	±1	NR	NR	
USMCR	1	±2	NR	NR	
Enlisted	1	±2	NR	NR	
Officers	NA		NA	NA	
ANG	0	±1	NR	NR	
Enlisted	0	±1	NR	NR	
Officers	NA		NA	NA	
USAFR	0	±1	NR	NR	
Enlisted	0	±1	NR	NR	
Officers	NA		NA	NA	
MALES	0	±1	NR	NR	
Enlisted	0	±1	NR	NR	
E1 - E4	NA		NA	NA	
E5 - E9	0	±1	NR	NR	
Officers	NA		NA	NA	
O1 - O3	NA		NA	NA	
O4 - O6	NA		NA	NA	
Reserve Unit	0	±1	NR	NR	
AGR/FTS/AR	NA		NA	NA	
IMA	NA		NA	NA	
Non-Hispanic White	NA		NA	NA	
Total Minority	0	±1	NR	NR	
ARNG	0	±1	NR	NR	
Enlisted	0	±1	NR	NR	
Officers	NA		NA	NA	
USAR	NA		NA	NA	
Enlisted	NA		NA	NA	
Officers	NA		NA	NA	
USNR	NA		NA	NA	
Enlisted	NA		NA	NA	
Officers	NA		NA	NA	
USMCR	0	±1	NR	NR	
Enlisted	0	±1	NR	NR	
Officers	NA		NA	NA	
ANG	NA		NA	NA	
Enlisted	NA		NA	NA	
Officers	NA		NA	NA	
USAFR	NA		NA	NA	
Enlisted	NA		NA	NA	
Officers	NA		NA	NA	
USCGR	NA		NA	NA	
Enlisted	NA		NA	NA	
E1 - E4	NA		NA	NA	
E5 - E9	NA		NA	NA	
Officers	NA		NA	NA	
O1 - O3	NA		NA	NA	
O4 - O6	NA		NA	NA	
Females	NA		NA	NA	
Enlisted	NA		NA	NA	
Officers	NA		NA	NA	
Males	NA		NA	NA	
Enlisted	NA		NA	NA	
Officers	NA		NA	NA	

NR: Not reportable

NA: Not applicable

91. How satisfied have you been with your treatment by the...

a. Sexual Assault Victims' Advocate assigned to you?

1. Very dissatisfied
4. Satisfied

2. Dissatisfied
5. Very satisfied

3. Neither satisfied nor dissatisfied

	Percent Responding		Percentages					Max ME	Average Satisfaction		
			1	2	3	4	5				
TOTAL DOD	0	±1	NR	0°	NR	NR	NR	±0	3.9	±0.5	
ARNG	0	±1	NR	0°	NR	NR	NR	±0	NR		
USAR	0	±1	NR	0°	NR	NR	NR		NR		
USNR	0	±1	NR	0°	NR	NR	NR		NR		
USMCR	NA		NA	NA	NA	NA	NA		NA		
ANG	NA		NA	NA	NA	NA	NA		NA		
USAFR	0	±1	NR	0°	NR	NR	NR		NR		
Enlisted	0	±1	NR	0°	NR	NR	NR	±0	NR		
E1 – E4	0	±1	NR	0°	NR	NR	NR	±0	NR		
E1 – E3	0	±1	NR	0°	NR	NR	NR		NR		
E4	0	±1	NR	0°	NR	NR	NR		NR		
E5 – E9	0	±1	NR	0°	NR	NR	NR	±0	NR		
E5 – E7	0	±1	NR	0°	NR	NR	NR	±0	NR		
E8 – E9	NA		NA	NA	NA	NA	NA		NA		
Officers	0	±1	NR	0°	NR	NR	NR	±0	NR		
O1 – O3	0	±1	NR	0°	NR	NR	NR		NR		
O4 – O6	0	±1	NR	0°	NR	NR	NR		NR		
W1 – W5	NA		NA	NA	NA	NA	NA		NA		
Reserve Unit	0	±1	NR	0°	NR	NR	NR	±0	3.9	±0.6	
AGR/FTS/AR	0	±1	NR	0°	NR	NR	NR		NR		
IMA	NA		NA	NA	NA	NA	NA		NA		
Not Activated Past 12 Months	0	±1	NR	0°	NR	NR	NR	±0	NR		
Activated Past 12 Months	0	±1	NR	0°	NR	NR	NR	±0	NR		
Not Deployed Past 12 Months	0	±1	NR	0°	NR	NR	NR	±0	4.0	±0.6	
Deployed Past 12 Months	0	±1	NR	0°	NR	NR	NR		NR		
Non-Hispanic White	0	±1	NR	0°	NR	NR	NR	±0	NR		
Total Minority	0	±1	NR	0°	NR	NR	NR	±0	NR		
Non-Hispanic Black	0	±1	NR	0°	NR	NR	NR		NR		
Hispanic	0	±1	NR	0°	NR	NR	NR		NR		
FEMALES	0	±1	NR	0°	NR	NR	NR	±0	3.9	±0.5	
Enlisted	0	±1	NR	0°	NR	NR	NR	±0	NR		
E1 – E4	0	±1	NR	0°	NR	NR	NR	±0	NR		
E5 – E9	0	±1	NR	0°	NR	NR	NR	±0	NR		
Officers	0	±1	NR	0°	NR	NR	NR	±0	NR		
O1 – O3	1	±1	NR	0°	NR	NR	NR		NR		
O4 – O6	0	±1	NR	0°	NR	NR	NR		NR		
Reserve Unit	0	±1	NR	0°	NR	NR	NR	±0	3.9	±0.6	
AGR/FTS/AR	0	±1	NR	0°	NR	NR	NR		NR		
IMA	NA		NA	NA	NA	NA	NA		NA		
Non-Hispanic White	0	±1	NR	0°	NR	NR	NR	±0	NR		
Total Minority	0	±1	NR	0°	NR	NR	NR	±0	NR		
ARNG	0	±1	NR	0°	NR	NR	NR	±0	NR		
Enlisted	0	±1	NR	0°	NR	NR	NR	±0	NR		
Officers	2	±2	NR	0°	NR	NR	NR		NR		
USAR	0	±1	NR	0°	NR	NR	NR		NR		
Enlisted	0	±1	NR	0°	NR	NR	NR		NR		
Officers	0	±1	NR	0°	NR	NR	NR		NR		

Note. Percent responding are Reserve members who answered the question, who experienced unwanted sexual contact (Q73), who made an unrestricted report or a restricted report that was converted to an unrestricted report to a military authority (Q88/Q89), and who indicated this item was applicable.

NR: Not reportable

° Response option never endorsed.

NA: Not applicable

2012 Workplace and Gender Relations Survey of Reserve Component Members

91a. Continued	Percent Responding		Percentages					Max ME	Average Satisfaction		
			1	2	3	4	5				
USNR	0	±1	NR	0°	NR	NR	NR		NR		
Enlisted	0	±1	NR	0°	NR	NR	NR		NR		
Officers	NA		NA	NA	NA	NA	NA		NA		
USMCR	NA		NA	NA	NA	NA	NA		NA		
Enlisted	NA		NA	NA	NA	NA	NA		NA		
Officers	NA		NA	NA	NA	NA	NA		NA		
ANG	NA		NA	NA	NA	NA	NA		NA		
Enlisted	NA		NA	NA	NA	NA	NA		NA		
Officers	NA		NA	NA	NA	NA	NA		NA		
USAFR	0	±1	NR	0°	NR	NR	NR		NR		
Enlisted	0	±1	NR	0°	NR	NR	NR		NR		
Officers	NA		NA	NA	NA	NA	NA		NA		
MALES	NA		NA	NA	NA	NA	NA		NA		
Enlisted	NA		NA	NA	NA	NA	NA		NA		
E1 - E4	NA		NA	NA	NA	NA	NA		NA		
E5 - E9	NA		NA	NA	NA	NA	NA		NA		
Officers	NA		NA	NA	NA	NA	NA		NA		
O1 - O3	NA		NA	NA	NA	NA	NA		NA		
O4 - O6	NA		NA	NA	NA	NA	NA		NA		
Reserve Unit	NA		NA	NA	NA	NA	NA		NA		
AGR/FTS/AR	NA		NA	NA	NA	NA	NA		NA		
IMA	NA		NA	NA	NA	NA	NA		NA		
Non-Hispanic White	NA		NA	NA	NA	NA	NA		NA		
Total Minority	NA		NA	NA	NA	NA	NA		NA		
ARNG	NA		NA	NA	NA	NA	NA		NA		
Enlisted	NA		NA	NA	NA	NA	NA		NA		
Officers	NA		NA	NA	NA	NA	NA		NA		
USAR	NA		NA	NA	NA	NA	NA		NA		
Enlisted	NA		NA	NA	NA	NA	NA		NA		
Officers	NA		NA	NA	NA	NA	NA		NA		
USNR	NA		NA	NA	NA	NA	NA		NA		
Enlisted	NA		NA	NA	NA	NA	NA		NA		
Officers	NA		NA	NA	NA	NA	NA		NA		
USMCR	NA		NA	NA	NA	NA	NA		NA		
Enlisted	NA		NA	NA	NA	NA	NA		NA		
Officers	NA		NA	NA	NA	NA	NA		NA		
ANG	NA		NA	NA	NA	NA	NA		NA		
Enlisted	NA		NA	NA	NA	NA	NA		NA		
Officers	NA		NA	NA	NA	NA	NA		NA		
USAFR	NA		NA	NA	NA	NA	NA		NA		
Enlisted	NA		NA	NA	NA	NA	NA		NA		
Officers	NA		NA	NA	NA	NA	NA		NA		
USCGR	NA		NA	NA	NA	NA	NA		NA		
Enlisted	NA		NA	NA	NA	NA	NA		NA		
E1 - E4	NA		NA	NA	NA	NA	NA		NA		
E5 - E9	NA		NA	NA	NA	NA	NA		NA		
Officers	NA		NA	NA	NA	NA	NA		NA		
O1 - O3	NA		NA	NA	NA	NA	NA		NA		
O4 - O6	NA		NA	NA	NA	NA	NA		NA		
Females	NA		NA	NA	NA	NA	NA		NA		
Enlisted	NA		NA	NA	NA	NA	NA		NA		
Officers	NA		NA	NA	NA	NA	NA		NA		
Males	NA		NA	NA	NA	NA	NA		NA		
Enlisted	NA		NA	NA	NA	NA	NA		NA		
Officers	NA		NA	NA	NA	NA	NA		NA		

NR: Not reportable

° Response option never endorsed.

NA: Not applicable

91. How satisfied have you been with your treatment by the...
b. Sexual Assault Response Coordinator (SARC) handling your report?

1. Very dissatisfied 2. Dissatisfied 3. Neither satisfied nor dissatisfied
 4. Satisfied 5. Very satisfied

	Percent Responding		Percentages					Max ME	Average Satisfaction	
			1	2	3	4	5			
TOTAL DOD	0	±1	NR	NR	NR	NR	NR	4.0	±0.6	
ARNG	0	±1	NR	NR	NR	NR	NR	NR		
USAR	0	±1	NR	NR	NR	NR	NR	NR		
USNR	0	±1	NR	NR	NR	NR	NR	NR		
USMCR	NA		NA	NA	NA	NA	NA	NA		
ANG	NA		NA	NA	NA	NA	NA	NA		
USAFR	0	±1	NR	NR	NR	NR	NR	NR		
Enlisted	0	±1	NR	NR	NR	NR	NR	NR		
E1 – E4	0	±1	NR	NR	NR	NR	NR	NR		
E1 – E3	0	±1	NR	NR	NR	NR	NR	NR		
E4	0	±1	NR	NR	NR	NR	NR	NR		
E5 – E9	0	±1	NR	NR	NR	NR	NR	NR		
E5 – E7	0	±1	NR	NR	NR	NR	NR	NR		
E8 – E9	NA		NA	NA	NA	NA	NA	NA		
Officers	0	±1	NR	NR	NR	NR	NR	NR		
O1 – O3	0	±1	NR	NR	NR	NR	NR	NR		
O4 – O6	0	±1	NR	NR	NR	NR	NR	NR		
W1 – W5	NA		NA	NA	NA	NA	NA	NA		
Reserve Unit	0	±1	NR	NR	NR	NR	NR	3.9	±0.7	
AGR/FTS/AR	0	±1	NR	NR	NR	NR	NR	NR		
IMA	NA		NA	NA	NA	NA	NA	NA		
Not Activated Past 12 Months	0	±1	NR	NR	NR	NR	NR	NR		
Activated Past 12 Months	0	±1	NR	NR	NR	NR	NR	NR		
Not Deployed Past 12 Months	0	±1	NR	NR	NR	NR	NR	NR		
Deployed Past 12 Months	0	±1	NR	NR	NR	NR	NR	NR		
Non-Hispanic White	0	±1	NR	NR	NR	NR	NR	NR		
Total Minority	0	±1	NR	NR	NR	NR	NR	NR		
Non-Hispanic Black	0	±1	NR	NR	NR	NR	NR	NR		
Hispanic	0	±1	NR	NR	NR	NR	NR	NR		
FEMALES	0	±1	NR	NR	NR	NR	NR	4.0	±0.6	
Enlisted	0	±1	NR	NR	NR	NR	NR	NR		
E1 – E4	0	±1	NR	NR	NR	NR	NR	NR		
E5 – E9	0	±1	NR	NR	NR	NR	NR	NR		
Officers	0	±1	NR	NR	NR	NR	NR	NR		
O1 – O3	1	±1	NR	NR	NR	NR	NR	NR		
O4 – O6	0	±1	NR	NR	NR	NR	NR	NR		
Reserve Unit	0	±1	NR	NR	NR	NR	NR	3.9	±0.7	
AGR/FTS/AR	0	±1	NR	NR	NR	NR	NR	NR		
IMA	NA		NA	NA	NA	NA	NA	NA		
Non-Hispanic White	0	±1	NR	NR	NR	NR	NR	NR		
Total Minority	0	±1	NR	NR	NR	NR	NR	NR		
ARNG	0	±1	NR	NR	NR	NR	NR	NR		
Enlisted	0	±1	NR	NR	NR	NR	NR	NR		
Officers	2	±2	NR	NR	NR	NR	NR	NR		
USAR	0	±1	NR	NR	NR	NR	NR	NR		
Enlisted	0	±1	NR	NR	NR	NR	NR	NR		
Officers	0	±1	NR	NR	NR	NR	NR	NR		

Note. Percent responding are Reserve members who answered the question, who experienced unwanted sexual contact (Q73), who made an unrestricted report or a restricted report that was converted to an unrestricted report to a military authority (Q88/Q89), and who indicated this item was applicable.

NR: Not reportable

NA: Not applicable

2012 Workplace and Gender Relations Survey of Reserve Component Members

91b. Continued	Percent Responding		Percentages					Max ME	Average Satisfaction	
			1	2	3	4	5			
USNR	0	±1	NR	NR	NR	NR	NR		NR	
Enlisted	0	±1	NR	NR	NR	NR	NR		NR	
Officers	NA		NA	NA	NA	NA	NA		NA	
USMCR	NA		NA	NA	NA	NA	NA		NA	
Enlisted	NA		NA	NA	NA	NA	NA		NA	
Officers	NA		NA	NA	NA	NA	NA		NA	
ANG	NA		NA	NA	NA	NA	NA		NA	
Enlisted	NA		NA	NA	NA	NA	NA		NA	
Officers	NA		NA	NA	NA	NA	NA		NA	
USAFR	0	±1	NR	NR	NR	NR	NR		NR	
Enlisted	0	±1	NR	NR	NR	NR	NR		NR	
Officers	NA		NA	NA	NA	NA	NA		NA	
MALES	NA		NA	NA	NA	NA	NA		NA	
Enlisted	NA		NA	NA	NA	NA	NA		NA	
E1 - E4	NA		NA	NA	NA	NA	NA		NA	
E5 - E9	NA		NA	NA	NA	NA	NA		NA	
Officers	NA		NA	NA	NA	NA	NA		NA	
O1 - O3	NA		NA	NA	NA	NA	NA		NA	
O4 - O6	NA		NA	NA	NA	NA	NA		NA	
Reserve Unit	NA		NA	NA	NA	NA	NA		NA	
AGR/FTS/AR	NA		NA	NA	NA	NA	NA		NA	
IMA	NA		NA	NA	NA	NA	NA		NA	
Non-Hispanic White	NA		NA	NA	NA	NA	NA		NA	
Total Minority	NA		NA	NA	NA	NA	NA		NA	
ARNG	NA		NA	NA	NA	NA	NA		NA	
Enlisted	NA		NA	NA	NA	NA	NA		NA	
Officers	NA		NA	NA	NA	NA	NA		NA	
USAR	NA		NA	NA	NA	NA	NA		NA	
Enlisted	NA		NA	NA	NA	NA	NA		NA	
Officers	NA		NA	NA	NA	NA	NA		NA	
USNR	NA		NA	NA	NA	NA	NA		NA	
Enlisted	NA		NA	NA	NA	NA	NA		NA	
Officers	NA		NA	NA	NA	NA	NA		NA	
USMCR	NA		NA	NA	NA	NA	NA		NA	
Enlisted	NA		NA	NA	NA	NA	NA		NA	
Officers	NA		NA	NA	NA	NA	NA		NA	
ANG	NA		NA	NA	NA	NA	NA		NA	
Enlisted	NA		NA	NA	NA	NA	NA		NA	
Officers	NA		NA	NA	NA	NA	NA		NA	
USAFR	NA		NA	NA	NA	NA	NA		NA	
Enlisted	NA		NA	NA	NA	NA	NA		NA	
Officers	NA		NA	NA	NA	NA	NA		NA	
USCGR	NA		NA	NA	NA	NA	NA		NA	
Enlisted	NA		NA	NA	NA	NA	NA		NA	
E1 - E4	NA		NA	NA	NA	NA	NA		NA	
E5 - E9	NA		NA	NA	NA	NA	NA		NA	
Officers	NA		NA	NA	NA	NA	NA		NA	
O1 - O3	NA		NA	NA	NA	NA	NA		NA	
O4 - O6	NA		NA	NA	NA	NA	NA		NA	
Females	NA		NA	NA	NA	NA	NA		NA	
Enlisted	NA		NA	NA	NA	NA	NA		NA	
Officers	NA		NA	NA	NA	NA	NA		NA	
Males	NA		NA	NA	NA	NA	NA		NA	
Enlisted	NA		NA	NA	NA	NA	NA		NA	
Officers	NA		NA	NA	NA	NA	NA		NA	

NR: Not reportable

NA: Not applicable

91. How satisfied have you been with your treatment by the...

c. Commander handling your report?

1. Very dissatisfied
4. Satisfied

2. Dissatisfied
5. Very satisfied

3. Neither satisfied nor dissatisfied

	Percent Responding		Percentages					Max ME	Average Satisfaction		
			1	2	3	4	5				
TOTAL DOD	0	±1	26	NR	NR	NR	NR	±25	3.1	±0.9	
ARNG	0	±1	NR	NR	NR	NR	NR		NR		
USAR	0	±1	NR	NR	NR	NR	NR		NR		
USNR	0	±1	NR	NR	NR	NR	NR		NR		
USMCR	NA		NA	NA	NA	NA	NA		NA		
ANG	NA		NA	NA	NA	NA	NA		NA		
USAFR	0	±1	NR	NR	NR	NR	NR		NR		
Enlisted	0	±1	NR	NR	NR	NR	NR		NR		
E1 – E4	0	±1	NR	NR	NR	NR	NR		NR		
E1 – E3	0	±1	NR	NR	NR	NR	NR		NR		
E4	0	±1	NR	NR	NR	NR	NR		NR		
E5 – E9	0	±1	NR	NR	NR	NR	NR		NR		
E5 – E7	0	±1	NR	NR	NR	NR	NR		NR		
E8 – E9	NA		NA	NA	NA	NA	NA		NA		
Officers	0	±1	NR	NR	NR	NR	NR		NR		
O1 – O3	0	±1	NR	NR	NR	NR	NR		NR		
O4 – O6	0	±1	NR	NR	NR	NR	NR		NR		
W1 – W5	NA		NA	NA	NA	NA	NA		NA		
Reserve Unit	0	±1	NR	NR	NR	NR	NR		3.2	±0.9	
AGR/FTS/AR	0	±1	NR	NR	NR	NR	NR		NR		
IMA	NA		NA	NA	NA	NA	NA		NA		
Not Activated Past 12 Months	0	±1	NR	NR	NR	NR	NR		NR		
Activated Past 12 Months	0	±1	NR	NR	NR	NR	NR		NR		
Not Deployed Past 12 Months	0	±1	NR	NR	NR	NR	NR		NR		
Deployed Past 12 Months	0	±1	NR	NR	NR	NR	NR		NR		
Non-Hispanic White	0	±1	NR	NR	NR	NR	NR		NR		
Total Minority	0	±1	NR	NR	NR	NR	NR		NR		
Non-Hispanic Black	0	±1	NR	NR	NR	NR	NR		NR		
Hispanic	0	±1	NR	NR	NR	NR	NR		NR		
FEMALES	0	±1	26	NR	NR	NR	NR	±25	3.1	±0.9	
Enlisted	0	±1	NR	NR	NR	NR	NR		NR		
E1 – E4	0	±1	NR	NR	NR	NR	NR		NR		
E5 – E9	0	±1	NR	NR	NR	NR	NR		NR		
Officers	0	±1	NR	NR	NR	NR	NR		NR		
O1 – O3	1	±1	NR	NR	NR	NR	NR		NR		
O4 – O6	0	±1	NR	NR	NR	NR	NR		NR		
Reserve Unit	0	±1	NR	NR	NR	NR	NR		3.2	±0.9	
AGR/FTS/AR	0	±1	NR	NR	NR	NR	NR		NR		
IMA	NA		NA	NA	NA	NA	NA		NA		
Non-Hispanic White	0	±1	NR	NR	NR	NR	NR		NR		
Total Minority	0	±1	NR	NR	NR	NR	NR		NR		
ARNG	0	±1	NR	NR	NR	NR	NR		NR		
Enlisted	0	±1	NR	NR	NR	NR	NR		NR		
Officers	2	±2	NR	NR	NR	NR	NR		NR		
USAR	0	±1	NR	NR	NR	NR	NR		NR		
Enlisted	0	±1	NR	NR	NR	NR	NR		NR		
Officers	0	±1	NR	NR	NR	NR	NR		NR		

Note. Percent responding are Reserve members who answered the question, who experienced unwanted sexual contact (Q73), who made an unrestricted report or a restricted report that was converted to an unrestricted report to a military authority (Q88/Q89), and who indicated this item was applicable.

NR: Not reportable

NA: Not applicable

2012 Workplace and Gender Relations Survey of Reserve Component Members

91c. Continued	Percent Responding		Percentages					Max ME	Average Satisfaction		
			1	2	3	4	5				
USNR	0	±1	NR	NR	NR	NR	NR		NR		
Enlisted	0	±1	NR	NR	NR	NR	NR		NR		
Officers	NA		NA	NA	NA	NA	NA		NA		
USMCR	NA		NA	NA	NA	NA	NA		NA		
Enlisted	NA		NA	NA	NA	NA	NA		NA		
Officers	NA		NA	NA	NA	NA	NA		NA		
ANG	NA		NA	NA	NA	NA	NA		NA		
Enlisted	NA		NA	NA	NA	NA	NA		NA		
Officers	NA		NA	NA	NA	NA	NA		NA		
USAFR	0	±1	NR	NR	NR	NR	NR		NR		
Enlisted	0	±1	NR	NR	NR	NR	NR		NR		
Officers	NA		NA	NA	NA	NA	NA		NA		
MALES	NA		NA	NA	NA	NA	NA		NA		
Enlisted	NA		NA	NA	NA	NA	NA		NA		
E1 - E4	NA		NA	NA	NA	NA	NA		NA		
E5 - E9	NA		NA	NA	NA	NA	NA		NA		
Officers	NA		NA	NA	NA	NA	NA		NA		
O1 - O3	NA		NA	NA	NA	NA	NA		NA		
O4 - O6	NA		NA	NA	NA	NA	NA		NA		
Reserve Unit	NA		NA	NA	NA	NA	NA		NA		
AGR/FTS/AR	NA		NA	NA	NA	NA	NA		NA		
IMA	NA		NA	NA	NA	NA	NA		NA		
Non-Hispanic White	NA		NA	NA	NA	NA	NA		NA		
Total Minority	NA		NA	NA	NA	NA	NA		NA		
ARNG	NA		NA	NA	NA	NA	NA		NA		
Enlisted	NA		NA	NA	NA	NA	NA		NA		
Officers	NA		NA	NA	NA	NA	NA		NA		
USAR	NA		NA	NA	NA	NA	NA		NA		
Enlisted	NA		NA	NA	NA	NA	NA		NA		
Officers	NA		NA	NA	NA	NA	NA		NA		
USNR	NA		NA	NA	NA	NA	NA		NA		
Enlisted	NA		NA	NA	NA	NA	NA		NA		
Officers	NA		NA	NA	NA	NA	NA		NA		
USMCR	NA		NA	NA	NA	NA	NA		NA		
Enlisted	NA		NA	NA	NA	NA	NA		NA		
Officers	NA		NA	NA	NA	NA	NA		NA		
ANG	NA		NA	NA	NA	NA	NA		NA		
Enlisted	NA		NA	NA	NA	NA	NA		NA		
Officers	NA		NA	NA	NA	NA	NA		NA		
USAFR	NA		NA	NA	NA	NA	NA		NA		
Enlisted	NA		NA	NA	NA	NA	NA		NA		
Officers	NA		NA	NA	NA	NA	NA		NA		
USCGR	NA		NA	NA	NA	NA	NA		NA		
Enlisted	NA		NA	NA	NA	NA	NA		NA		
E1 - E4	NA		NA	NA	NA	NA	NA		NA		
E5 - E9	NA		NA	NA	NA	NA	NA		NA		
Officers	NA		NA	NA	NA	NA	NA		NA		
O1 - O3	NA		NA	NA	NA	NA	NA		NA		
O4 - O6	NA		NA	NA	NA	NA	NA		NA		
Females	NA		NA	NA	NA	NA	NA		NA		
Enlisted	NA		NA	NA	NA	NA	NA		NA		
Officers	NA		NA	NA	NA	NA	NA		NA		
Males	NA		NA	NA	NA	NA	NA		NA		
Enlisted	NA		NA	NA	NA	NA	NA		NA		
Officers	NA		NA	NA	NA	NA	NA		NA		

NR: Not reportable

NA: Not applicable

2012 Workplace and Gender Relations Survey of Reserve Component Members

91. How satisfied have you been with your treatment by the...

d. Criminal investigator handling your report?

- 1. Very dissatisfied
- 2. Dissatisfied
- 3. Neither satisfied nor dissatisfied
- 4. Satisfied
- 5. Very satisfied

	Percent Responding		Percentages					Max ME	Average Satisfaction		
			1	2	3	4	5				
TOTAL DOD	0	±1	NR	NR	NR	NR	NR		3.6	±0.7	
ARNG	0	±1	NR	NR	NR	NR	NR		NR		
USAR	0	±1	NR	NR	NR	NR	NR		NR		
USNR	NA		NA	NA	NA	NA	NA		NA		
USMCR	NA		NA	NA	NA	NA	NA		NA		
ANG	NA		NA	NA	NA	NA	NA		NA		
USAFR	0	±1	NR	NR	NR	NR	NR		NR		
Enlisted	0	±1	NR	NR	NR	NR	NR		NR		
E1 – E4	0	±1	NR	NR	NR	NR	NR		NR		
E1 – E3	0	±1	NR	NR	NR	NR	NR		NR		
E4	0	±1	NR	NR	NR	NR	NR		NR		
E5 – E9	0	±1	NR	NR	NR	NR	NR		NR		
E5 – E7	0	±1	NR	NR	NR	NR	NR		NR		
E8 – E9	NA		NA	NA	NA	NA	NA		NA		
Officers	0	±1	NR	NR	NR	NR	NR		NR		
O1 – O3	0	±1	NR	NR	NR	NR	NR		NR		
O4 – O6	0	±1	NR	NR	NR	NR	NR		NR		
W1 – W5	NA		NA	NA	NA	NA	NA		NA		
Reserve Unit	0	±1	NR	NR	NR	NR	NR		3.6	±0.8	
AGR/FTS/AR	0	±1	NR	NR	NR	NR	NR		NR		
IMA	NA		NA	NA	NA	NA	NA		NA		
Not Activated Past 12 Months	0	±1	NR	NR	NR	NR	NR		NR		
Activated Past 12 Months	0	±1	NR	NR	NR	NR	NR		NR		
Not Deployed Past 12 Months	0	±1	NR	NR	NR	NR	NR		NR		
Deployed Past 12 Months	0	±1	NR	NR	NR	NR	NR		NR		
Non-Hispanic White	0	±1	NR	NR	NR	NR	NR		NR		
Total Minority	0	±1	NR	NR	NR	NR	NR		NR		
Non-Hispanic Black	0	±1	NR	NR	NR	NR	NR		NR		
Hispanic	0	±1	NR	NR	NR	NR	NR		NR		
FEMALES	0	±1	NR	NR	NR	NR	NR		3.6	±0.7	
Enlisted	0	±1	NR	NR	NR	NR	NR		NR		
E1 – E4	0	±1	NR	NR	NR	NR	NR		NR		
E5 – E9	0	±1	NR	NR	NR	NR	NR		NR		
Officers	0	±1	NR	NR	NR	NR	NR		NR		
O1 – O3	0	±1	NR	NR	NR	NR	NR		NR		
O4 – O6	0	±1	NR	NR	NR	NR	NR		NR		
Reserve Unit	0	±1	NR	NR	NR	NR	NR		3.6	±0.8	
AGR/FTS/AR	0	±1	NR	NR	NR	NR	NR		NR		
IMA	NA		NA	NA	NA	NA	NA		NA		
Non-Hispanic White	0	±1	NR	NR	NR	NR	NR		NR		
Total Minority	0	±1	NR	NR	NR	NR	NR		NR		
ARNG	0	±1	NR	NR	NR	NR	NR		NR		
Enlisted	0	±1	NR	NR	NR	NR	NR		NR		
Officers	1	±2	NR	NR	NR	NR	NR		NR		
USAR	0	±1	NR	NR	NR	NR	NR		NR		
Enlisted	0	±1	NR	NR	NR	NR	NR		NR		
Officers	0	±1	NR	NR	NR	NR	NR		NR		

Note. Percent responding are Reserve members who answered the question, who experienced unwanted sexual contact (Q73), who made an unrestricted report or a restricted report that was converted to an unrestricted report to a military authority (Q88/Q89), and who indicated this item was applicable.

NR: Not reportable

NA: Not applicable

2012 Workplace and Gender Relations Survey of Reserve Component Members

91d. Continued	Percent Responding		Percentages					Max ME	Average Satisfaction		
			1	2	3	4	5				
USNR	NA		NA	NA	NA	NA	NA		NA		
Enlisted	NA		NA	NA	NA	NA	NA		NA		
Officers	NA		NA	NA	NA	NA	NA		NA		
USMCR	NA		NA	NA	NA	NA	NA		NA		
Enlisted	NA		NA	NA	NA	NA	NA		NA		
Officers	NA		NA	NA	NA	NA	NA		NA		
ANG	NA		NA	NA	NA	NA	NA		NA		
Enlisted	NA		NA	NA	NA	NA	NA		NA		
Officers	NA		NA	NA	NA	NA	NA		NA		
USAFR	0	±1	NR	NR	NR	NR	NR		NR		
Enlisted	0	±1	NR	NR	NR	NR	NR		NR		
Officers	NA		NA	NA	NA	NA	NA		NA		
MALES	NA		NA	NA	NA	NA	NA		NA		
Enlisted	NA		NA	NA	NA	NA	NA		NA		
E1 - E4	NA		NA	NA	NA	NA	NA		NA		
E5 - E9	NA		NA	NA	NA	NA	NA		NA		
Officers	NA		NA	NA	NA	NA	NA		NA		
O1 - O3	NA		NA	NA	NA	NA	NA		NA		
O4 - O6	NA		NA	NA	NA	NA	NA		NA		
Reserve Unit	NA		NA	NA	NA	NA	NA		NA		
AGR/FTS/AR	NA		NA	NA	NA	NA	NA		NA		
IMA	NA		NA	NA	NA	NA	NA		NA		
Non-Hispanic White	NA		NA	NA	NA	NA	NA		NA		
Total Minority	NA		NA	NA	NA	NA	NA		NA		
ARNG	NA		NA	NA	NA	NA	NA		NA		
Enlisted	NA		NA	NA	NA	NA	NA		NA		
Officers	NA		NA	NA	NA	NA	NA		NA		
USAR	NA		NA	NA	NA	NA	NA		NA		
Enlisted	NA		NA	NA	NA	NA	NA		NA		
Officers	NA		NA	NA	NA	NA	NA		NA		
USNR	NA		NA	NA	NA	NA	NA		NA		
Enlisted	NA		NA	NA	NA	NA	NA		NA		
Officers	NA		NA	NA	NA	NA	NA		NA		
USMCR	NA		NA	NA	NA	NA	NA		NA		
Enlisted	NA		NA	NA	NA	NA	NA		NA		
Officers	NA		NA	NA	NA	NA	NA		NA		
ANG	NA		NA	NA	NA	NA	NA		NA		
Enlisted	NA		NA	NA	NA	NA	NA		NA		
Officers	NA		NA	NA	NA	NA	NA		NA		
USAFR	NA		NA	NA	NA	NA	NA		NA		
Enlisted	NA		NA	NA	NA	NA	NA		NA		
Officers	NA		NA	NA	NA	NA	NA		NA		
USCGR	NA		NA	NA	NA	NA	NA		NA		
Enlisted	NA		NA	NA	NA	NA	NA		NA		
E1 - E4	NA		NA	NA	NA	NA	NA		NA		
E5 - E9	NA		NA	NA	NA	NA	NA		NA		
Officers	NA		NA	NA	NA	NA	NA		NA		
O1 - O3	NA		NA	NA	NA	NA	NA		NA		
O4 - O6	NA		NA	NA	NA	NA	NA		NA		
Females	NA		NA	NA	NA	NA	NA		NA		
Enlisted	NA		NA	NA	NA	NA	NA		NA		
Officers	NA		NA	NA	NA	NA	NA		NA		
Males	NA		NA	NA	NA	NA	NA		NA		
Enlisted	NA		NA	NA	NA	NA	NA		NA		
Officers	NA		NA	NA	NA	NA	NA		NA		

NR: Not reportable

NA: Not applicable

91. How satisfied have you been with your treatment by the...

e. Trial Defense Office personnel?

1. Very dissatisfied
4. Satisfied

2. Dissatisfied
5. Very satisfied

3. Neither satisfied nor dissatisfied

	Percent Responding		Percentages					Max ME	Average Satisfaction		
			1	2	3	4	5				
TOTAL DOD	0	±1	NR	0°	NR	NR	NR	±0	NR		
ARNG	0	±1	NR	0°	NR	NR	NR		NR		
USAR	0	±1	NR	0°	NR	NR	NR		NR		
USNR	NA		NA	NA	NA	NA	NA		NA		
USMCR	NA		NA	NA	NA	NA	NA		NA		
ANG	NA		NA	NA	NA	NA	NA		NA		
USAFR	0	±1	NR	0°	NR	NR	NR		NR		
Enlisted	0	±1	NR	0°	NR	NR	NR	±0	NR		
E1 – E4	0	±1	NR	0°	NR	NR	NR		NR		
E1 – E3	0	±1	NR	0°	NR	NR	NR		NR		
E4	0	±1	NR	0°	NR	NR	NR		NR		
E5 – E9	0	±1	NR	0°	NR	NR	NR		NR		
E5 – E7	0	±1	NR	0°	NR	NR	NR		NR		
E8 – E9	NA		NA	NA	NA	NA	NA		NA		
Officers	0	±1	NR	0°	NR	NR	NR		NR		
O1 – O3	0	±1	NR	0°	NR	NR	NR		NR		
O4 – O6	0	±1	NR	0°	NR	NR	NR		NR		
W1 – W5	NA		NA	NA	NA	NA	NA		NA		
Reserve Unit	0	±1	NR	0°	NR	NR	NR	±0	NR		
AGR/FTS/AR	NA		NA	NA	NA	NA	NA		NA		
IMA	NA		NA	NA	NA	NA	NA		NA		
Not Activated Past 12 Months	0	±1	NR	0°	NR	NR	NR	±0	NR		
Activated Past 12 Months	0	±1	NR	0°	NR	NR	NR		NR		
Not Deployed Past 12 Months	0	±1	NR	0°	NR	NR	NR	±0	NR		
Deployed Past 12 Months	0	±1	NR	0°	NR	NR	NR		NR		
Non-Hispanic White	0	±1	NR	0°	NR	NR	NR	±0	NR		
Total Minority	0	±1	NR	0°	NR	NR	NR		NR		
Non-Hispanic Black	0	±1	NR	0°	NR	NR	NR		NR		
Hispanic	0	±1	NR	0°	NR	NR	NR		NR		
FEMALES	0	±1	NR	0°	NR	NR	NR	±0	NR		
Enlisted	0	±1	NR	0°	NR	NR	NR	±0	NR		
E1 – E4	0	±1	NR	0°	NR	NR	NR		NR		
E5 – E9	0	±1	NR	0°	NR	NR	NR		NR		
Officers	0	±1	NR	0°	NR	NR	NR		NR		
O1 – O3	0	±1	NR	0°	NR	NR	NR		NR		
O4 – O6	0	±1	NR	0°	NR	NR	NR		NR		
Reserve Unit	0	±1	NR	0°	NR	NR	NR	±0	NR		
AGR/FTS/AR	NA		NA	NA	NA	NA	NA		NA		
IMA	NA		NA	NA	NA	NA	NA		NA		
Non-Hispanic White	0	±1	NR	0°	NR	NR	NR	±0	NR		
Total Minority	0	±1	NR	0°	NR	NR	NR		NR		
ARNG	0	±1	NR	0°	NR	NR	NR		NR		
Enlisted	0	±1	NR	0°	NR	NR	NR		NR		
Officers	0	±1	NR	0°	NR	NR	NR		NR		
USAR	0	±1	NR	0°	NR	NR	NR		NR		
Enlisted	0	±1	NR	0°	NR	NR	NR		NR		
Officers	0	±1	NR	0°	NR	NR	NR		NR		

Note. Percent responding are Reserve members who answered the question, who experienced unwanted sexual contact (Q73), who made an unrestricted report or a restricted report that was converted to an unrestricted report to a military authority (Q88/Q89), and who indicated this item was applicable.

NR: Not reportable

° Response option never endorsed.

NA: Not applicable

2012 Workplace and Gender Relations Survey of Reserve Component Members

91e. Continued	Percent Responding		Percentages					Max ME	Average Satisfaction	
			1	2	3	4	5			
USNR	NA		NA	NA	NA	NA	NA		NA	
Enlisted	NA		NA	NA	NA	NA	NA		NA	
Officers	NA		NA	NA	NA	NA	NA		NA	
USMCR	NA		NA	NA	NA	NA	NA		NA	
Enlisted	NA		NA	NA	NA	NA	NA		NA	
Officers	NA		NA	NA	NA	NA	NA		NA	
ANG	NA		NA	NA	NA	NA	NA		NA	
Enlisted	NA		NA	NA	NA	NA	NA		NA	
Officers	NA		NA	NA	NA	NA	NA		NA	
USAFR	0	±1	NR	0°	NR	NR	NR		NR	
Enlisted	0	±1	NR	0°	NR	NR	NR		NR	
Officers	NA		NA	NA	NA	NA	NA		NA	
MALES	NA		NA	NA	NA	NA	NA		NA	
Enlisted	NA		NA	NA	NA	NA	NA		NA	
E1 - E4	NA		NA	NA	NA	NA	NA		NA	
E5 - E9	NA		NA	NA	NA	NA	NA		NA	
Officers	NA		NA	NA	NA	NA	NA		NA	
O1 - O3	NA		NA	NA	NA	NA	NA		NA	
O4 - O6	NA		NA	NA	NA	NA	NA		NA	
Reserve Unit	NA		NA	NA	NA	NA	NA		NA	
AGR/FTS/AR	NA		NA	NA	NA	NA	NA		NA	
IMA	NA		NA	NA	NA	NA	NA		NA	
Non-Hispanic White	NA		NA	NA	NA	NA	NA		NA	
Total Minority	NA		NA	NA	NA	NA	NA		NA	
ARNG	NA		NA	NA	NA	NA	NA		NA	
Enlisted	NA		NA	NA	NA	NA	NA		NA	
Officers	NA		NA	NA	NA	NA	NA		NA	
USAR	NA		NA	NA	NA	NA	NA		NA	
Enlisted	NA		NA	NA	NA	NA	NA		NA	
Officers	NA		NA	NA	NA	NA	NA		NA	
USNR	NA		NA	NA	NA	NA	NA		NA	
Enlisted	NA		NA	NA	NA	NA	NA		NA	
Officers	NA		NA	NA	NA	NA	NA		NA	
USMCR	NA		NA	NA	NA	NA	NA		NA	
Enlisted	NA		NA	NA	NA	NA	NA		NA	
Officers	NA		NA	NA	NA	NA	NA		NA	
ANG	NA		NA	NA	NA	NA	NA		NA	
Enlisted	NA		NA	NA	NA	NA	NA		NA	
Officers	NA		NA	NA	NA	NA	NA		NA	
USAFR	NA		NA	NA	NA	NA	NA		NA	
Enlisted	NA		NA	NA	NA	NA	NA		NA	
Officers	NA		NA	NA	NA	NA	NA		NA	
USCGR	NA		NA	NA	NA	NA	NA		NA	
Enlisted	NA		NA	NA	NA	NA	NA		NA	
E1 - E4	NA		NA	NA	NA	NA	NA		NA	
E5 - E9	NA		NA	NA	NA	NA	NA		NA	
Officers	NA		NA	NA	NA	NA	NA		NA	
O1 - O3	NA		NA	NA	NA	NA	NA		NA	
O4 - O6	NA		NA	NA	NA	NA	NA		NA	
Females	NA		NA	NA	NA	NA	NA		NA	
Enlisted	NA		NA	NA	NA	NA	NA		NA	
Officers	NA		NA	NA	NA	NA	NA		NA	
Males	NA		NA	NA	NA	NA	NA		NA	
Enlisted	NA		NA	NA	NA	NA	NA		NA	
Officers	NA		NA	NA	NA	NA	NA		NA	

NR: Not reportable

° Response option never endorsed.

NA: Not applicable

91. How satisfied have you been with your treatment by the...

f. Legal Office personnel (prosecution)?

1. Very dissatisfied
4. Satisfied

2. Dissatisfied
5. Very satisfied

3. Neither satisfied nor dissatisfied

	Percent Responding		Percentages					Max ME	Average Satisfaction		
			1	2	3	4	5				
TOTAL DOD	0	±1	NR	NR	NR	NR	NR		NR		
ARNG	0	±1	NR	NR	NR	NR	NR		NR		
USAR	0	±1	NR	NR	NR	NR	NR		NR		
USNR	NA		NA	NA	NA	NA	NA		NA		
USMCR	NA		NA	NA	NA	NA	NA		NA		
ANG	NA		NA	NA	NA	NA	NA		NA		
USAFR	0	±1	NR	NR	NR	NR	NR		NR		
Enlisted	0	±1	NR	NR	NR	NR	NR		NR		
E1 – E4	0	±1	NR	NR	NR	NR	NR		NR		
E1 – E3	0	±1	NR	NR	NR	NR	NR		NR		
E4	0	±1	NR	NR	NR	NR	NR		NR		
E5 – E9	0	±1	NR	NR	NR	NR	NR		NR		
E5 – E7	0	±1	NR	NR	NR	NR	NR		NR		
E8 – E9	NA		NA	NA	NA	NA	NA		NA		
Officers	0	±1	NR	NR	NR	NR	NR		NR		
O1 – O3	0	±1	NR	NR	NR	NR	NR		NR		
O4 – O6	0	±1	NR	NR	NR	NR	NR		NR		
W1 – W5	NA		NA	NA	NA	NA	NA		NA		
Reserve Unit	0	±1	NR	NR	NR	NR	NR		NR		
AGR/FTS/AR	0	±1	NR	NR	NR	NR	NR		NR		
IMA	NA		NA	NA	NA	NA	NA		NA		
Not Activated Past 12 Months	0	±1	NR	NR	NR	NR	NR		NR		
Activated Past 12 Months	0	±1	NR	NR	NR	NR	NR		NR		
Not Deployed Past 12 Months	0	±1	NR	NR	NR	NR	NR		NR		
Deployed Past 12 Months	0	±1	NR	NR	NR	NR	NR		NR		
Non-Hispanic White	0	±1	NR	NR	NR	NR	NR		NR		
Total Minority	0	±1	NR	NR	NR	NR	NR		NR		
Non-Hispanic Black	0	±1	NR	NR	NR	NR	NR		NR		
Hispanic	0	±1	NR	NR	NR	NR	NR		NR		
FEMALES	0	±1	NR	NR	NR	NR	NR		NR		
Enlisted	0	±1	NR	NR	NR	NR	NR		NR		
E1 – E4	0	±1	NR	NR	NR	NR	NR		NR		
E5 – E9	0	±1	NR	NR	NR	NR	NR		NR		
Officers	0	±1	NR	NR	NR	NR	NR		NR		
O1 – O3	0	±1	NR	NR	NR	NR	NR		NR		
O4 – O6	0	±1	NR	NR	NR	NR	NR		NR		
Reserve Unit	0	±1	NR	NR	NR	NR	NR		NR		
AGR/FTS/AR	0	±1	NR	NR	NR	NR	NR		NR		
IMA	NA		NA	NA	NA	NA	NA		NA		
Non-Hispanic White	0	±1	NR	NR	NR	NR	NR		NR		
Total Minority	0	±1	NR	NR	NR	NR	NR		NR		
ARNG	0	±1	NR	NR	NR	NR	NR		NR		
Enlisted	0	±1	NR	NR	NR	NR	NR		NR		
Officers	0	±1	NR	NR	NR	NR	NR		NR		
USAR	0	±1	NR	NR	NR	NR	NR		NR		
Enlisted	0	±1	NR	NR	NR	NR	NR		NR		
Officers	0	±1	NR	NR	NR	NR	NR		NR		

Note. Percent responding are Reserve members who answered the question, who experienced unwanted sexual contact (Q73), who made an unrestricted report or a restricted report that was converted to an unrestricted report to a military authority (Q88/Q89), and who indicated this item was applicable.

NR: Not reportable

NA: Not applicable

2012 Workplace and Gender Relations Survey of Reserve Component Members

91f. Continued	Percent Responding		Percentages					Max ME	Average Satisfaction		
			1	2	3	4	5				
USNR	NA		NA	NA	NA	NA	NA		NA		
Enlisted	NA		NA	NA	NA	NA	NA		NA		
Officers	NA		NA	NA	NA	NA	NA		NA		
USMCR	NA		NA	NA	NA	NA	NA		NA		
Enlisted	NA		NA	NA	NA	NA	NA		NA		
Officers	NA		NA	NA	NA	NA	NA		NA		
ANG	NA		NA	NA	NA	NA	NA		NA		
Enlisted	NA		NA	NA	NA	NA	NA		NA		
Officers	NA		NA	NA	NA	NA	NA		NA		
USAFR	0	±1	NR	NR	NR	NR	NR		NR		
Enlisted	0	±1	NR	NR	NR	NR	NR		NR		
Officers	NA		NA	NA	NA	NA	NA		NA		
MALES	NA		NA	NA	NA	NA	NA		NA		
Enlisted	NA		NA	NA	NA	NA	NA		NA		
E1 - E4	NA		NA	NA	NA	NA	NA		NA		
E5 - E9	NA		NA	NA	NA	NA	NA		NA		
Officers	NA		NA	NA	NA	NA	NA		NA		
O1 - O3	NA		NA	NA	NA	NA	NA		NA		
O4 - O6	NA		NA	NA	NA	NA	NA		NA		
Reserve Unit	NA		NA	NA	NA	NA	NA		NA		
AGR/FTS/AR	NA		NA	NA	NA	NA	NA		NA		
IMA	NA		NA	NA	NA	NA	NA		NA		
Non-Hispanic White	NA		NA	NA	NA	NA	NA		NA		
Total Minority	NA		NA	NA	NA	NA	NA		NA		
ARNG	NA		NA	NA	NA	NA	NA		NA		
Enlisted	NA		NA	NA	NA	NA	NA		NA		
Officers	NA		NA	NA	NA	NA	NA		NA		
USAR	NA		NA	NA	NA	NA	NA		NA		
Enlisted	NA		NA	NA	NA	NA	NA		NA		
Officers	NA		NA	NA	NA	NA	NA		NA		
USNR	NA		NA	NA	NA	NA	NA		NA		
Enlisted	NA		NA	NA	NA	NA	NA		NA		
Officers	NA		NA	NA	NA	NA	NA		NA		
USMCR	NA		NA	NA	NA	NA	NA		NA		
Enlisted	NA		NA	NA	NA	NA	NA		NA		
Officers	NA		NA	NA	NA	NA	NA		NA		
ANG	NA		NA	NA	NA	NA	NA		NA		
Enlisted	NA		NA	NA	NA	NA	NA		NA		
Officers	NA		NA	NA	NA	NA	NA		NA		
USAFR	NA		NA	NA	NA	NA	NA		NA		
Enlisted	NA		NA	NA	NA	NA	NA		NA		
Officers	NA		NA	NA	NA	NA	NA		NA		
USCGR	NA		NA	NA	NA	NA	NA		NA		
Enlisted	NA		NA	NA	NA	NA	NA		NA		
E1 - E4	NA		NA	NA	NA	NA	NA		NA		
E5 - E9	NA		NA	NA	NA	NA	NA		NA		
Officers	NA		NA	NA	NA	NA	NA		NA		
O1 - O3	NA		NA	NA	NA	NA	NA		NA		
O4 - O6	NA		NA	NA	NA	NA	NA		NA		
Females	NA		NA	NA	NA	NA	NA		NA		
Enlisted	NA		NA	NA	NA	NA	NA		NA		
Officers	NA		NA	NA	NA	NA	NA		NA		
Males	NA		NA	NA	NA	NA	NA		NA		
Enlisted	NA		NA	NA	NA	NA	NA		NA		
Officers	NA		NA	NA	NA	NA	NA		NA		

NR: Not reportable

NA: Not applicable

91. How satisfied have you been with your treatment by the...

g. Legal assistance (not prosecution)?

1. Very dissatisfied
4. Satisfied

2. Dissatisfied
5. Very satisfied

3. Neither satisfied nor dissatisfied

	Percent Responding		Percentages					Max ME	Average Satisfaction		
			1	2	3	4	5				
TOTAL DOD	0	±1	NR	0°	NR	NR	NR	±0	NR		
ARNG	0	±1	NR	0°	NR	NR	NR		NR		
USAR	0	±1	NR	0°	NR	NR	NR		NR		
USNR	NA		NA	NA	NA	NA	NA		NA		
USMCR	NA		NA	NA	NA	NA	NA		NA		
ANG	NA		NA	NA	NA	NA	NA		NA		
USAFR	0	±1	NR	0°	NR	NR	NR		NR		
Enlisted	0	±1	NR	0°	NR	NR	NR	±0	NR		
E1 – E4	0	±1	NR	0°	NR	NR	NR		NR		
E1 – E3	0	±1	NR	0°	NR	NR	NR		NR		
E4	0	±1	NR	0°	NR	NR	NR		NR		
E5 – E9	0	±1	NR	0°	NR	NR	NR		NR		
E5 – E7	0	±1	NR	0°	NR	NR	NR		NR		
E8 – E9	NA		NA	NA	NA	NA	NA		NA		
Officers	0	±1	NR	0°	NR	NR	NR		NR		
O1 – O3	0	±1	NR	0°	NR	NR	NR		NR		
O4 – O6	0	±1	NR	0°	NR	NR	NR		NR		
W1 – W5	NA		NA	NA	NA	NA	NA		NA		
Reserve Unit	0	±1	NR	0°	NR	NR	NR	±0	NR		
AGR/FTS/AR	NA		NA	NA	NA	NA	NA		NA		
IMA	NA		NA	NA	NA	NA	NA		NA		
Not Activated Past 12 Months	0	±1	NR	0°	NR	NR	NR	±0	NR		
Activated Past 12 Months	0	±1	NR	0°	NR	NR	NR		NR		
Not Deployed Past 12 Months	0	±1	NR	0°	NR	NR	NR	±0	NR		
Deployed Past 12 Months	0	±1	NR	0°	NR	NR	NR		NR		
Non-Hispanic White	0	±1	NR	0°	NR	NR	NR	±0	NR		
Total Minority	0	±1	NR	0°	NR	NR	NR		NR		
Non-Hispanic Black	0	±1	NR	0°	NR	NR	NR		NR		
Hispanic	0	±1	NR	0°	NR	NR	NR		NR		
FEMALES	0	±1	NR	0°	NR	NR	NR	±0	NR		
Enlisted	0	±1	NR	0°	NR	NR	NR	±0	NR		
E1 – E4	0	±1	NR	0°	NR	NR	NR		NR		
E5 – E9	0	±1	NR	0°	NR	NR	NR		NR		
Officers	0	±1	NR	0°	NR	NR	NR		NR		
O1 – O3	0	±1	NR	0°	NR	NR	NR		NR		
O4 – O6	0	±1	NR	0°	NR	NR	NR		NR		
Reserve Unit	0	±1	NR	0°	NR	NR	NR	±0	NR		
AGR/FTS/AR	NA		NA	NA	NA	NA	NA		NA		
IMA	NA		NA	NA	NA	NA	NA		NA		
Non-Hispanic White	0	±1	NR	0°	NR	NR	NR	±0	NR		
Total Minority	0	±1	NR	0°	NR	NR	NR		NR		
ARNG	0	±1	NR	0°	NR	NR	NR		NR		
Enlisted	0	±1	NR	0°	NR	NR	NR		NR		
Officers	0	±1	NR	0°	NR	NR	NR		NR		
USAR	0	±1	NR	0°	NR	NR	NR		NR		
Enlisted	0	±1	NR	0°	NR	NR	NR		NR		
Officers	0	±1	NR	0°	NR	NR	NR		NR		

Note. Percent responding are Reserve members who answered the question, who experienced unwanted sexual contact (Q73), who made an unrestricted report or a restricted report that was converted to an unrestricted report to a military authority (Q88/Q89), and who indicated this item was applicable.

NR: Not reportable

° Response option never endorsed.

NA: Not applicable

2012 Workplace and Gender Relations Survey of Reserve Component Members

91g. Continued	Percent Responding		Percentages					Max ME	Average Satisfaction		
			1	2	3	4	5				
USNR	NA		NA	NA	NA	NA	NA		NA		
Enlisted	NA		NA	NA	NA	NA	NA		NA		
Officers	NA		NA	NA	NA	NA	NA		NA		
USMCR	NA		NA	NA	NA	NA	NA		NA		
Enlisted	NA		NA	NA	NA	NA	NA		NA		
Officers	NA		NA	NA	NA	NA	NA		NA		
ANG	NA		NA	NA	NA	NA	NA		NA		
Enlisted	NA		NA	NA	NA	NA	NA		NA		
Officers	NA		NA	NA	NA	NA	NA		NA		
USAFR	0	±1	NR	0°	NR	NR	NR		NR		
Enlisted	0	±1	NR	0°	NR	NR	NR		NR		
Officers	NA		NA	NA	NA	NA	NA		NA		
MALES	NA		NA	NA	NA	NA	NA		NA		
Enlisted	NA		NA	NA	NA	NA	NA		NA		
E1 - E4	NA		NA	NA	NA	NA	NA		NA		
E5 - E9	NA		NA	NA	NA	NA	NA		NA		
Officers	NA		NA	NA	NA	NA	NA		NA		
O1 - O3	NA		NA	NA	NA	NA	NA		NA		
O4 - O6	NA		NA	NA	NA	NA	NA		NA		
Reserve Unit	NA		NA	NA	NA	NA	NA		NA		
AGR/FTS/AR	NA		NA	NA	NA	NA	NA		NA		
IMA	NA		NA	NA	NA	NA	NA		NA		
Non-Hispanic White	NA		NA	NA	NA	NA	NA		NA		
Total Minority	NA		NA	NA	NA	NA	NA		NA		
ARNG	NA		NA	NA	NA	NA	NA		NA		
Enlisted	NA		NA	NA	NA	NA	NA		NA		
Officers	NA		NA	NA	NA	NA	NA		NA		
USAR	NA		NA	NA	NA	NA	NA		NA		
Enlisted	NA		NA	NA	NA	NA	NA		NA		
Officers	NA		NA	NA	NA	NA	NA		NA		
USNR	NA		NA	NA	NA	NA	NA		NA		
Enlisted	NA		NA	NA	NA	NA	NA		NA		
Officers	NA		NA	NA	NA	NA	NA		NA		
USMCR	NA		NA	NA	NA	NA	NA		NA		
Enlisted	NA		NA	NA	NA	NA	NA		NA		
Officers	NA		NA	NA	NA	NA	NA		NA		
ANG	NA		NA	NA	NA	NA	NA		NA		
Enlisted	NA		NA	NA	NA	NA	NA		NA		
Officers	NA		NA	NA	NA	NA	NA		NA		
USAFR	NA		NA	NA	NA	NA	NA		NA		
Enlisted	NA		NA	NA	NA	NA	NA		NA		
Officers	NA		NA	NA	NA	NA	NA		NA		
USCGR	NA		NA	NA	NA	NA	NA		NA		
Enlisted	NA		NA	NA	NA	NA	NA		NA		
E1 - E4	NA		NA	NA	NA	NA	NA		NA		
E5 - E9	NA		NA	NA	NA	NA	NA		NA		
Officers	NA		NA	NA	NA	NA	NA		NA		
O1 - O3	NA		NA	NA	NA	NA	NA		NA		
O4 - O6	NA		NA	NA	NA	NA	NA		NA		
Females	NA		NA	NA	NA	NA	NA		NA		
Enlisted	NA		NA	NA	NA	NA	NA		NA		
Officers	NA		NA	NA	NA	NA	NA		NA		
Males	NA		NA	NA	NA	NA	NA		NA		
Enlisted	NA		NA	NA	NA	NA	NA		NA		
Officers	NA		NA	NA	NA	NA	NA		NA		

NR: Not reportable

° Response option never endorsed.

NA: Not applicable

91. How satisfied have you been with your treatment by the...

h. Medical personnel?

1. Very dissatisfied
4. Satisfied

2. Dissatisfied
5. Very satisfied

3. Neither satisfied nor dissatisfied

	Percent Responding		Percentages					Max ME	Average Satisfaction		
			1	2	3	4	5				
TOTAL DOD	0	±1	NR	0°	NR	NR	NR	±0	NR		
ARNG	0	±1	NR	0°	NR	NR	NR	±0	NR		
USAR	0	±1	NR	0°	NR	NR	NR		NR		
USNR	NA		NA	NA	NA	NA	NA		NA		
USMCR	NA		NA	NA	NA	NA	NA		NA		
ANG	NA		NA	NA	NA	NA	NA		NA		
USAFR	0	±1	NR	0°	NR	NR	NR		NR		
Enlisted	0	±1	NR	0°	NR	NR	NR	±0	NR		
E1 – E4	0	±1	NR	0°	NR	NR	NR		NR		
E1 – E3	0	±1	NR	0°	NR	NR	NR		NR		
E4	0	±1	NR	0°	NR	NR	NR		NR		
E5 – E9	0	±1	NR	0°	NR	NR	NR		NR		
E5 – E7	0	±1	NR	0°	NR	NR	NR		NR		
E8 – E9	NA		NA	NA	NA	NA	NA		NA		
Officers	0	±1	NR	0°	NR	NR	NR		NR		
O1 – O3	0	±1	NR	0°	NR	NR	NR		NR		
O4 – O6	0	±1	NR	0°	NR	NR	NR		NR		
W1 – W5	NA		NA	NA	NA	NA	NA		NA		
Reserve Unit	0	±1	NR	0°	NR	NR	NR	±0	NR		
AGR/FTS/AR	0	±1	NR	0°	NR	NR	NR		NR		
IMA	NA		NA	NA	NA	NA	NA		NA		
Not Activated Past 12 Months	0	±1	NR	0°	NR	NR	NR	±0	NR		
Activated Past 12 Months	0	±1	NR	0°	NR	NR	NR		NR		
Not Deployed Past 12 Months	0	±1	NR	0°	NR	NR	NR	±0	NR		
Deployed Past 12 Months	0	±1	NR	0°	NR	NR	NR		NR		
Non-Hispanic White	0	±1	NR	0°	NR	NR	NR	±0	NR		
Total Minority	0	±1	NR	0°	NR	NR	NR	±0	NR		
Non-Hispanic Black	0	±1	NR	0°	NR	NR	NR		NR		
Hispanic	0	±1	NR	0°	NR	NR	NR		NR		
FEMALES	0	±1	NR	0°	NR	NR	NR	±0	NR		
Enlisted	0	±1	NR	0°	NR	NR	NR	±0	NR		
E1 – E4	0	±1	NR	0°	NR	NR	NR		NR		
E5 – E9	0	±1	NR	0°	NR	NR	NR		NR		
Officers	0	±1	NR	0°	NR	NR	NR		NR		
O1 – O3	0	±1	NR	0°	NR	NR	NR		NR		
O4 – O6	0	±1	NR	0°	NR	NR	NR		NR		
Reserve Unit	0	±1	NR	0°	NR	NR	NR	±0	NR		
AGR/FTS/AR	0	±1	NR	0°	NR	NR	NR		NR		
IMA	NA		NA	NA	NA	NA	NA		NA		
Non-Hispanic White	0	±1	NR	0°	NR	NR	NR	±0	NR		
Total Minority	0	±1	NR	0°	NR	NR	NR	±0	NR		
ARNG	0	±1	NR	0°	NR	NR	NR	±0	NR		
Enlisted	0	±1	NR	0°	NR	NR	NR		NR		
Officers	0	±1	NR	0°	NR	NR	NR		NR		
USAR	0	±1	NR	0°	NR	NR	NR		NR		
Enlisted	0	±1	NR	0°	NR	NR	NR		NR		
Officers	0	±1	NR	0°	NR	NR	NR		NR		

Note. Percent responding are Reserve members who answered the question, who experienced unwanted sexual contact (Q73), who made an unrestricted report or a restricted report that was converted to an unrestricted report to a military authority (Q88/Q89), and who indicated this item was applicable.

NR: Not reportable

° Response option never endorsed.

NA: Not applicable

2012 Workplace and Gender Relations Survey of Reserve Component Members

91h. Continued	Percent Responding		Percentages					Max ME	Average Satisfaction		
			1	2	3	4	5				
USNR	NA		NA	NA	NA	NA	NA		NA		
Enlisted	NA		NA	NA	NA	NA	NA		NA		
Officers	NA		NA	NA	NA	NA	NA		NA		
USMCR	NA		NA	NA	NA	NA	NA		NA		
Enlisted	NA		NA	NA	NA	NA	NA		NA		
Officers	NA		NA	NA	NA	NA	NA		NA		
ANG	NA		NA	NA	NA	NA	NA		NA		
Enlisted	NA		NA	NA	NA	NA	NA		NA		
Officers	NA		NA	NA	NA	NA	NA		NA		
USAFR	0	±1	NR	0°	NR	NR	NR		NR		
Enlisted	0	±1	NR	0°	NR	NR	NR		NR		
Officers	NA		NA	NA	NA	NA	NA		NA		
MALES	NA		NA	NA	NA	NA	NA		NA		
Enlisted	NA		NA	NA	NA	NA	NA		NA		
E1 - E4	NA		NA	NA	NA	NA	NA		NA		
E5 - E9	NA		NA	NA	NA	NA	NA		NA		
Officers	NA		NA	NA	NA	NA	NA		NA		
O1 - O3	NA		NA	NA	NA	NA	NA		NA		
O4 - O6	NA		NA	NA	NA	NA	NA		NA		
Reserve Unit	NA		NA	NA	NA	NA	NA		NA		
AGR/FTS/AR	NA		NA	NA	NA	NA	NA		NA		
IMA	NA		NA	NA	NA	NA	NA		NA		
Non-Hispanic White	NA		NA	NA	NA	NA	NA		NA		
Total Minority	NA		NA	NA	NA	NA	NA		NA		
ARNG	NA		NA	NA	NA	NA	NA		NA		
Enlisted	NA		NA	NA	NA	NA	NA		NA		
Officers	NA		NA	NA	NA	NA	NA		NA		
USAR	NA		NA	NA	NA	NA	NA		NA		
Enlisted	NA		NA	NA	NA	NA	NA		NA		
Officers	NA		NA	NA	NA	NA	NA		NA		
USNR	NA		NA	NA	NA	NA	NA		NA		
Enlisted	NA		NA	NA	NA	NA	NA		NA		
Officers	NA		NA	NA	NA	NA	NA		NA		
USMCR	NA		NA	NA	NA	NA	NA		NA		
Enlisted	NA		NA	NA	NA	NA	NA		NA		
Officers	NA		NA	NA	NA	NA	NA		NA		
ANG	NA		NA	NA	NA	NA	NA		NA		
Enlisted	NA		NA	NA	NA	NA	NA		NA		
Officers	NA		NA	NA	NA	NA	NA		NA		
USAFR	NA		NA	NA	NA	NA	NA		NA		
Enlisted	NA		NA	NA	NA	NA	NA		NA		
Officers	NA		NA	NA	NA	NA	NA		NA		
USCGR	NA		NA	NA	NA	NA	NA		NA		
Enlisted	NA		NA	NA	NA	NA	NA		NA		
E1 - E4	NA		NA	NA	NA	NA	NA		NA		
E5 - E9	NA		NA	NA	NA	NA	NA		NA		
Officers	NA		NA	NA	NA	NA	NA		NA		
O1 - O3	NA		NA	NA	NA	NA	NA		NA		
O4 - O6	NA		NA	NA	NA	NA	NA		NA		
Females	NA		NA	NA	NA	NA	NA		NA		
Enlisted	NA		NA	NA	NA	NA	NA		NA		
Officers	NA		NA	NA	NA	NA	NA		NA		
Males	NA		NA	NA	NA	NA	NA		NA		
Enlisted	NA		NA	NA	NA	NA	NA		NA		
Officers	NA		NA	NA	NA	NA	NA		NA		

NR: Not reportable

° Response option never endorsed.

NA: Not applicable

91. How satisfied have you been with your treatment by the...

i. Chaplain?

1. Very dissatisfied
4. Satisfied

2. Dissatisfied
5. Very satisfied

3. Neither satisfied nor dissatisfied

	Percent Responding		Percentages					Max ME	Average Satisfaction	
			1	2	3	4	5			
TOTAL DOD	0	±1	NR	NR	NR	NR	NR		NR	
ARNG	0	±1	NR	NR	NR	NR	NR		NR	
USAR	0	±1	NR	NR	NR	NR	NR		NR	
USNR	NA		NA	NA	NA	NA	NA		NA	
USMCR	NA		NA	NA	NA	NA	NA		NA	
ANG	NA		NA	NA	NA	NA	NA		NA	
USAFR	0	±1	NR	NR	NR	NR	NR		NR	
Enlisted	0	±1	NR	NR	NR	NR	NR		NR	
E1 – E4	0	±1	NR	NR	NR	NR	NR		NR	
E1 – E3	0	±1	NR	NR	NR	NR	NR		NR	
E4	0	±1	NR	NR	NR	NR	NR		NR	
E5 – E9	0	±1	NR	NR	NR	NR	NR		NR	
E5 – E7	0	±1	NR	NR	NR	NR	NR		NR	
E8 – E9	NA		NA	NA	NA	NA	NA		NA	
Officers	0	±1	NR	NR	NR	NR	NR		NR	
O1 – O3	0	±1	NR	NR	NR	NR	NR		NR	
O4 – O6	0	±1	NR	NR	NR	NR	NR		NR	
W1 – W5	NA		NA	NA	NA	NA	NA		NA	
Reserve Unit	0	±1	NR	NR	NR	NR	NR		NR	
AGR/FTS/AR	0	±1	NR	NR	NR	NR	NR		NR	
IMA	NA		NA	NA	NA	NA	NA		NA	
Not Activated Past 12 Months	0	±1	NR	NR	NR	NR	NR		NR	
Activated Past 12 Months	0	±1	NR	NR	NR	NR	NR		NR	
Not Deployed Past 12 Months	0	±1	NR	NR	NR	NR	NR		NR	
Deployed Past 12 Months	0	±1	NR	NR	NR	NR	NR		NR	
Non-Hispanic White	0	±1	NR	NR	NR	NR	NR		NR	
Total Minority	0	±1	NR	NR	NR	NR	NR		NR	
Non-Hispanic Black	0	±1	NR	NR	NR	NR	NR		NR	
Hispanic	0	±1	NR	NR	NR	NR	NR		NR	
FEMALES	0	±1	NR	NR	NR	NR	NR		NR	
Enlisted	0	±1	NR	NR	NR	NR	NR		NR	
E1 – E4	0	±1	NR	NR	NR	NR	NR		NR	
E5 – E9	0	±1	NR	NR	NR	NR	NR		NR	
Officers	0	±1	NR	NR	NR	NR	NR		NR	
O1 – O3	0	±1	NR	NR	NR	NR	NR		NR	
O4 – O6	0	±1	NR	NR	NR	NR	NR		NR	
Reserve Unit	0	±1	NR	NR	NR	NR	NR		NR	
AGR/FTS/AR	0	±1	NR	NR	NR	NR	NR		NR	
IMA	NA		NA	NA	NA	NA	NA		NA	
Non-Hispanic White	0	±1	NR	NR	NR	NR	NR		NR	
Total Minority	0	±1	NR	NR	NR	NR	NR		NR	
ARNG	0	±1	NR	NR	NR	NR	NR		NR	
Enlisted	0	±1	NR	NR	NR	NR	NR		NR	
Officers	1	±2	NR	NR	NR	NR	NR		NR	
USAR	0	±1	NR	NR	NR	NR	NR		NR	
Enlisted	0	±1	NR	NR	NR	NR	NR		NR	
Officers	0	±1	NR	NR	NR	NR	NR		NR	

Note. Percent responding are Reserve members who answered the question, who experienced unwanted sexual contact (Q73), who made an unrestricted report or a restricted report that was converted to an unrestricted report to a military authority (Q88/Q89), and who indicated this item was applicable.

NR: Not reportable

NA: Not applicable

2012 Workplace and Gender Relations Survey of Reserve Component Members

91i. Continued	Percent Responding		Percentages					Max ME	Average Satisfaction		
			1	2	3	4	5				
USNR	NA		NA	NA	NA	NA	NA		NA		
Enlisted	NA		NA	NA	NA	NA	NA		NA		
Officers	NA		NA	NA	NA	NA	NA		NA		
USMCR	NA		NA	NA	NA	NA	NA		NA		
Enlisted	NA		NA	NA	NA	NA	NA		NA		
Officers	NA		NA	NA	NA	NA	NA		NA		
ANG	NA		NA	NA	NA	NA	NA		NA		
Enlisted	NA		NA	NA	NA	NA	NA		NA		
Officers	NA		NA	NA	NA	NA	NA		NA		
USAFR	0	±1	NR	NR	NR	NR	NR		NR		
Enlisted	0	±1	NR	NR	NR	NR	NR		NR		
Officers	NA		NA	NA	NA	NA	NA		NA		
MALES	NA		NA	NA	NA	NA	NA		NA		
Enlisted	NA		NA	NA	NA	NA	NA		NA		
E1 - E4	NA		NA	NA	NA	NA	NA		NA		
E5 - E9	NA		NA	NA	NA	NA	NA		NA		
Officers	NA		NA	NA	NA	NA	NA		NA		
O1 - O3	NA		NA	NA	NA	NA	NA		NA		
O4 - O6	NA		NA	NA	NA	NA	NA		NA		
Reserve Unit	NA		NA	NA	NA	NA	NA		NA		
AGR/FTS/AR	NA		NA	NA	NA	NA	NA		NA		
IMA	NA		NA	NA	NA	NA	NA		NA		
Non-Hispanic White	NA		NA	NA	NA	NA	NA		NA		
Total Minority	NA		NA	NA	NA	NA	NA		NA		
ARNG	NA		NA	NA	NA	NA	NA		NA		
Enlisted	NA		NA	NA	NA	NA	NA		NA		
Officers	NA		NA	NA	NA	NA	NA		NA		
USAR	NA		NA	NA	NA	NA	NA		NA		
Enlisted	NA		NA	NA	NA	NA	NA		NA		
Officers	NA		NA	NA	NA	NA	NA		NA		
USNR	NA		NA	NA	NA	NA	NA		NA		
Enlisted	NA		NA	NA	NA	NA	NA		NA		
Officers	NA		NA	NA	NA	NA	NA		NA		
USMCR	NA		NA	NA	NA	NA	NA		NA		
Enlisted	NA		NA	NA	NA	NA	NA		NA		
Officers	NA		NA	NA	NA	NA	NA		NA		
ANG	NA		NA	NA	NA	NA	NA		NA		
Enlisted	NA		NA	NA	NA	NA	NA		NA		
Officers	NA		NA	NA	NA	NA	NA		NA		
USAFR	NA		NA	NA	NA	NA	NA		NA		
Enlisted	NA		NA	NA	NA	NA	NA		NA		
Officers	NA		NA	NA	NA	NA	NA		NA		
USCGR	NA		NA	NA	NA	NA	NA		NA		
Enlisted	NA		NA	NA	NA	NA	NA		NA		
E1 - E4	NA		NA	NA	NA	NA	NA		NA		
E5 - E9	NA		NA	NA	NA	NA	NA		NA		
Officers	NA		NA	NA	NA	NA	NA		NA		
O1 - O3	NA		NA	NA	NA	NA	NA		NA		
O4 - O6	NA		NA	NA	NA	NA	NA		NA		
Females	NA		NA	NA	NA	NA	NA		NA		
Enlisted	NA		NA	NA	NA	NA	NA		NA		
Officers	NA		NA	NA	NA	NA	NA		NA		
Males	NA		NA	NA	NA	NA	NA		NA		
Enlisted	NA		NA	NA	NA	NA	NA		NA		
Officers	NA		NA	NA	NA	NA	NA		NA		

NR: Not reportable

NA: Not applicable

91. How satisfied have you been with your treatment by the...

j. Safe Helpline staff?

1. Very dissatisfied
4. Satisfied

2. Dissatisfied
5. Very satisfied

3. Neither satisfied nor dissatisfied

	Percent Responding		Percentages					Max ME	Average Satisfaction		
			1	2	3	4	5				
TOTAL DOD	0	±1	NR	0°	NR	NR	0°	±0	NR		
ARNG	0	±1	NR	0°	NR	NR	0°		NR		
USAR	0	±1	NR	0°	NR	NR	0°		NR		
USNR	NA		NA	NA	NA	NA	NA		NA		
USMCR	NA		NA	NA	NA	NA	NA		NA		
ANG	NA		NA	NA	NA	NA	NA		NA		
USAFR	0	±1	NR	0°	NR	NR	0°		NR		
Enlisted	0	±1	NR	0°	NR	NR	0°	±0	NR		
E1 – E4	0	±1	NR	0°	NR	NR	0°		NR		
E1 – E3	0	±1	NR	0°	NR	NR	0°		NR		
E4	0	±1	NR	0°	NR	NR	0°		NR		
E5 – E9	0	±1	NR	0°	NR	NR	0°		NR		
E5 – E7	0	±1	NR	0°	NR	NR	0°		NR		
E8 – E9	NA		NA	NA	NA	NA	NA		NA		
Officers	0	±1	NR	0°	NR	NR	0°		NR		
O1 – O3	0	±1	NR	0°	NR	NR	0°		NR		
O4 – O6	0	±1	NR	0°	NR	NR	0°		NR		
W1 – W5	NA		NA	NA	NA	NA	NA		NA		
Reserve Unit	0	±1	NR	0°	NR	NR	0°	±0	NR		
AGR/FTS/AR	0	±1	NR	0°	NR	NR	0°		NR		
IMA	NA		NA	NA	NA	NA	NA		NA		
Not Activated Past 12 Months	0	±1	NR	0°	NR	NR	0°		NR		
Activated Past 12 Months	0	±1	NR	0°	NR	NR	0°		NR		
Not Deployed Past 12 Months	0	±1	NR	0°	NR	NR	0°	±0	NR		
Deployed Past 12 Months	0	±1	NR	0°	NR	NR	0°		NR		
Non-Hispanic White	0	±1	NR	0°	NR	NR	0°		NR		
Total Minority	0	±1	NR	0°	NR	NR	0°		NR		
Non-Hispanic Black	0	±1	NR	0°	NR	NR	0°		NR		
Hispanic	0	±1	NR	0°	NR	NR	0°		NR		
FEMALES	0	±1	NR	0°	NR	NR	0°	±0	NR		
Enlisted	0	±1	NR	0°	NR	NR	0°	±0	NR		
E1 – E4	0	±1	NR	0°	NR	NR	0°		NR		
E5 – E9	0	±1	NR	0°	NR	NR	0°		NR		
Officers	0	±1	NR	0°	NR	NR	0°		NR		
O1 – O3	0	±1	NR	0°	NR	NR	0°		NR		
O4 – O6	0	±1	NR	0°	NR	NR	0°		NR		
Reserve Unit	0	±1	NR	0°	NR	NR	0°	±0	NR		
AGR/FTS/AR	0	±1	NR	0°	NR	NR	0°		NR		
IMA	NA		NA	NA	NA	NA	NA		NA		
Non-Hispanic White	0	±1	NR	0°	NR	NR	0°		NR		
Total Minority	0	±1	NR	0°	NR	NR	0°		NR		
ARNG	0	±1	NR	0°	NR	NR	0°		NR		
Enlisted	0	±1	NR	0°	NR	NR	0°		NR		
Officers	0	±1	NR	0°	NR	NR	0°		NR		
USAR	0	±1	NR	0°	NR	NR	0°		NR		
Enlisted	0	±1	NR	0°	NR	NR	0°		NR		
Officers	0	±1	NR	0°	NR	NR	0°		NR		

Note. Percent responding are Reserve members who answered the question, who experienced unwanted sexual contact (Q73), who made an unrestricted report or a restricted report that was converted to an unrestricted report to a military authority (Q88/Q89), and who indicated this item was applicable.

NR: Not reportable

° Response option never endorsed.

NA: Not applicable

2012 Workplace and Gender Relations Survey of Reserve Component Members

91j. Continued	Percent Responding		Percentages					Max ME	Average Satisfaction		
			1	2	3	4	5				
USNR	NA		NA	NA	NA	NA	NA		NA		
Enlisted	NA		NA	NA	NA	NA	NA		NA		
Officers	NA		NA	NA	NA	NA	NA		NA		
USMCR	NA		NA	NA	NA	NA	NA		NA		
Enlisted	NA		NA	NA	NA	NA	NA		NA		
Officers	NA		NA	NA	NA	NA	NA		NA		
ANG	NA		NA	NA	NA	NA	NA		NA		
Enlisted	NA		NA	NA	NA	NA	NA		NA		
Officers	NA		NA	NA	NA	NA	NA		NA		
USAFR	0	±1	NR	0°	NR	NR	0°		NR		
Enlisted	0	±1	NR	0°	NR	NR	0°		NR		
Officers	NA		NA	NA	NA	NA	NA		NA		
MALES	NA		NA	NA	NA	NA	NA		NA		
Enlisted	NA		NA	NA	NA	NA	NA		NA		
E1 - E4	NA		NA	NA	NA	NA	NA		NA		
E5 - E9	NA		NA	NA	NA	NA	NA		NA		
Officers	NA		NA	NA	NA	NA	NA		NA		
O1 - O3	NA		NA	NA	NA	NA	NA		NA		
O4 - O6	NA		NA	NA	NA	NA	NA		NA		
Reserve Unit	NA		NA	NA	NA	NA	NA		NA		
AGR/FTS/AR	NA		NA	NA	NA	NA	NA		NA		
IMA	NA		NA	NA	NA	NA	NA		NA		
Non-Hispanic White	NA		NA	NA	NA	NA	NA		NA		
Total Minority	NA		NA	NA	NA	NA	NA		NA		
ARNG	NA		NA	NA	NA	NA	NA		NA		
Enlisted	NA		NA	NA	NA	NA	NA		NA		
Officers	NA		NA	NA	NA	NA	NA		NA		
USAR	NA		NA	NA	NA	NA	NA		NA		
Enlisted	NA		NA	NA	NA	NA	NA		NA		
Officers	NA		NA	NA	NA	NA	NA		NA		
USNR	NA		NA	NA	NA	NA	NA		NA		
Enlisted	NA		NA	NA	NA	NA	NA		NA		
Officers	NA		NA	NA	NA	NA	NA		NA		
USMCR	NA		NA	NA	NA	NA	NA		NA		
Enlisted	NA		NA	NA	NA	NA	NA		NA		
Officers	NA		NA	NA	NA	NA	NA		NA		
ANG	NA		NA	NA	NA	NA	NA		NA		
Enlisted	NA		NA	NA	NA	NA	NA		NA		
Officers	NA		NA	NA	NA	NA	NA		NA		
USAFR	NA		NA	NA	NA	NA	NA		NA		
Enlisted	NA		NA	NA	NA	NA	NA		NA		
Officers	NA		NA	NA	NA	NA	NA		NA		
USCGR	NA		NA	NA	NA	NA	NA		NA		
Enlisted	NA		NA	NA	NA	NA	NA		NA		
E1 - E4	NA		NA	NA	NA	NA	NA		NA		
E5 - E9	NA		NA	NA	NA	NA	NA		NA		
Officers	NA		NA	NA	NA	NA	NA		NA		
O1 - O3	NA		NA	NA	NA	NA	NA		NA		
O4 - O6	NA		NA	NA	NA	NA	NA		NA		
Females	NA		NA	NA	NA	NA	NA		NA		
Enlisted	NA		NA	NA	NA	NA	NA		NA		
Officers	NA		NA	NA	NA	NA	NA		NA		
Males	NA		NA	NA	NA	NA	NA		NA		
Enlisted	NA		NA	NA	NA	NA	NA		NA		
Officers	NA		NA	NA	NA	NA	NA		NA		

NR: Not reportable

° Response option never endorsed.

NA: Not applicable

92. As a result of this situation, did you...

a. Experience any professional retaliation (e.g., loss of privileges, denied promotion/training, transferred to less favorable job)?

1. Yes

2. No

3. Don't know

	Percent Responding		Percentages			Max ME	Percentage Reporting Yes
			1	2	3		
TOTAL DOD	0	±1	26	NR	NR	±25	
ARNG	0	±1	NR	NR	NR		
USAR	0	±1	NR	NR	NR		
USNR	0	±1	NR	NR	NR		
USMCR	NA		NA	NA	NA		
ANG	NA		NA	NA	NA		
USAFR	0	±1	NR	NR	NR		
Enlisted	0	±1	NR	NR	NR		
E1 - E4	0	±1	NR	NR	NR		
E1 - E3	0	±1	NR	NR	NR		
E4	0	±1	NR	NR	NR		
E5 - E9	0	±1	NR	NR	NR		
E5 - E7	0	±1	NR	NR	NR		
E8 - E9	NA		NA	NA	NA		
Officers	0	±1	NR	NR	NR		
O1 - O3	0	±1	NR	NR	NR		
O4 - O6	0	±1	NR	NR	NR		
W1 - W5	NA		NA	NA	NA		
Reserve Unit	0	±1	NR	NR	NR		
AGR/FTS/AR	0	±1	NR	NR	NR		
IMA	NA		NA	NA	NA		
Not Activated Past 12 Months	0	±1	NR	NR	NR		
Activated Past 12 Months	0	±1	NR	NR	NR		
Not Deployed Past 12 Months	0	±1	NR	NR	NR		
Deployed Past 12 Months	0	±1	NR	NR	NR		
Non-Hispanic White	0	±1	NR	NR	NR		
Total Minority	0	±1	NR	NR	NR		
Non-Hispanic Black	0	±1	NR	NR	NR		
Hispanic	0	±1	NR	NR	NR		
FEMALES	0	±1	26	NR	NR	±25	
Enlisted	0	±1	NR	NR	NR		
E1 - E4	0	±1	NR	NR	NR		
E5 - E9	0	±1	NR	NR	NR		
Officers	0	±1	NR	NR	NR		
O1 - O3	1	±1	NR	NR	NR		
O4 - O6	0	±1	NR	NR	NR		
Reserve Unit	0	±1	NR	NR	NR		
AGR/FTS/AR	0	±1	NR	NR	NR		
IMA	NA		NA	NA	NA		
Non-Hispanic White	0	±1	NR	NR	NR		
Total Minority	0	±1	NR	NR	NR		
ARNG	0	±1	NR	NR	NR		
Enlisted	0	±1	NR	NR	NR		
Officers	2	±2	NR	NR	NR		
USAR	0	±1	NR	NR	NR		
Enlisted	0	±1	NR	NR	NR		
Officers	0	±1	NR	NR	NR		

Note. Percent responding are Reserve members who answered the question, who experienced unwanted sexual contact (Q73) and who made an unrestricted report or a restricted report that was converted to an unrestricted report to a military authority (Q88/Q89).

NR: Not reportable

NA: Not applicable

2012 Workplace and Gender Relations Survey of Reserve Component Members

92a. Continued	Percent Responding		Percentages			Max ME	Percentage Reporting Yes
			1	2	3		
USNR	0	±1	NR	NR	NR		
Enlisted	0	±1	NR	NR	NR		
Officers	NA		NA	NA	NA		
USMCR	NA		NA	NA	NA		
Enlisted	NA		NA	NA	NA		
Officers	NA		NA	NA	NA		
ANG	NA		NA	NA	NA		
Enlisted	NA		NA	NA	NA		
Officers	NA		NA	NA	NA		
USAFR	0	±1	NR	NR	NR		
Enlisted	0	±1	NR	NR	NR		
Officers	NA		NA	NA	NA		
MALES	NA		NA	NA	NA		
Enlisted	NA		NA	NA	NA		
E1 - E4	NA		NA	NA	NA		
E5 - E9	NA		NA	NA	NA		
Officers	NA		NA	NA	NA		
O1 - O3	NA		NA	NA	NA		
O4 - O6	NA		NA	NA	NA		
Reserve Unit	NA		NA	NA	NA		
AGR/FTS/AR	NA		NA	NA	NA		
IMA	NA		NA	NA	NA		
Non-Hispanic White	NA		NA	NA	NA		
Total Minority	NA		NA	NA	NA		
ARNG	NA		NA	NA	NA		
Enlisted	NA		NA	NA	NA		
Officers	NA		NA	NA	NA		
USAR	NA		NA	NA	NA		
Enlisted	NA		NA	NA	NA		
Officers	NA		NA	NA	NA		
USNR	NA		NA	NA	NA		
Enlisted	NA		NA	NA	NA		
Officers	NA		NA	NA	NA		
USMCR	NA		NA	NA	NA		
Enlisted	NA		NA	NA	NA		
Officers	NA		NA	NA	NA		
ANG	NA		NA	NA	NA		
Enlisted	NA		NA	NA	NA		
Officers	NA		NA	NA	NA		
USAFR	NA		NA	NA	NA		
Enlisted	NA		NA	NA	NA		
Officers	NA		NA	NA	NA		
USCGR	NA		NA	NA	NA		
Enlisted	NA		NA	NA	NA		
E1 - E4	NA		NA	NA	NA		
E5 - E9	NA		NA	NA	NA		
Officers	NA		NA	NA	NA		
O1 - O3	NA		NA	NA	NA		
O4 - O6	NA		NA	NA	NA		
Females	NA		NA	NA	NA		
Enlisted	NA		NA	NA	NA		
Officers	NA		NA	NA	NA		
Males	NA		NA	NA	NA		
Enlisted	NA		NA	NA	NA		
Officers	NA		NA	NA	NA		

NR: Not reportable

NA: Not applicable

92. As a result of this situation, did you...

b. Experience any social retaliation (e.g., ignored by coworkers, being blamed for the situation)?

1. Yes

2. No

3. Don't know

	Percent Responding		Percentages			Max ME	Percentage Reporting Yes
			1	2	3		
TOTAL DOD	0	±1	NR	NR	NR		
ARNG	0	±1	NR	NR	NR		
USAR	0	±1	NR	NR	NR		
USNR	0	±1	NR	NR	NR		
USMCR	NA		NA	NA	NA		
ANG	NA		NA	NA	NA		
USAFR	0	±1	NR	NR	NR		
Enlisted	0	±1	NR	NR	NR		
E1 – E4	0	±1	NR	NR	NR		
E1 – E3	0	±1	NR	NR	NR		
E4	0	±1	NR	NR	NR		
E5 – E9	0	±1	NR	NR	NR		
E5 – E7	0	±1	NR	NR	NR		
E8 – E9	NA		NA	NA	NA		
Officers	0	±1	NR	NR	NR		
O1 – O3	0	±1	NR	NR	NR		
O4 – O6	0	±1	NR	NR	NR		
W1 – W5	NA		NA	NA	NA		
Reserve Unit	0	±1	NR	NR	NR		
AGR/FTS/AR	0	±1	NR	NR	NR		
IMA	NA		NA	NA	NA		
Not Activated Past 12 Months	0	±1	NR	NR	NR		
Activated Past 12 Months	0	±1	NR	NR	NR		
Not Deployed Past 12 Months	0	±1	NR	NR	NR		
Deployed Past 12 Months	0	±1	NR	NR	NR		
Non-Hispanic White	0	±1	NR	NR	NR		
Total Minority	0	±1	NR	NR	NR		
Non-Hispanic Black	0	±1	NR	NR	NR		
Hispanic	0	±1	NR	NR	NR		
FEMALES	0	±1	NR	NR	NR		
Enlisted	0	±1	NR	NR	NR		
E1 – E4	0	±1	NR	NR	NR		
E5 – E9	0	±1	NR	NR	NR		
Officers	0	±1	NR	NR	NR		
O1 – O3	1	±1	NR	NR	NR		
O4 – O6	0	±1	NR	NR	NR		
Reserve Unit	0	±1	NR	NR	NR		
AGR/FTS/AR	0	±1	NR	NR	NR		
IMA	NA		NA	NA	NA		
Non-Hispanic White	0	±1	NR	NR	NR		
Total Minority	0	±1	NR	NR	NR		
ARNG	0	±1	NR	NR	NR		
Enlisted	0	±1	NR	NR	NR		
Officers	2	±2	NR	NR	NR		
USAR	0	±1	NR	NR	NR		
Enlisted	0	±1	NR	NR	NR		
Officers	0	±1	NR	NR	NR		

Note. Percent responding are Reserve members who answered the question, who experienced unwanted sexual contact (Q73) and who made an unrestricted report or a restricted report that was converted to an unrestricted report to a military authority (Q88/Q89).

NR: Not reportable

NA: Not applicable

2012 Workplace and Gender Relations Survey of Reserve Component Members

92b. Continued	Percent Responding		Percentages			Max ME	Percentage Reporting Yes
			1	2	3		
USNR	0	±1	NR	NR	NR		
Enlisted	0	±1	NR	NR	NR		
Officers	NA		NA	NA	NA		
USMCR	NA		NA	NA	NA		
Enlisted	NA		NA	NA	NA		
Officers	NA		NA	NA	NA		
ANG	NA		NA	NA	NA		
Enlisted	NA		NA	NA	NA		
Officers	NA		NA	NA	NA		
USAFR	0	±1	NR	NR	NR		
Enlisted	0	±1	NR	NR	NR		
Officers	NA		NA	NA	NA		
MALES	NA		NA	NA	NA		
Enlisted	NA		NA	NA	NA		
E1 - E4	NA		NA	NA	NA		
E5 - E9	NA		NA	NA	NA		
Officers	NA		NA	NA	NA		
O1 - O3	NA		NA	NA	NA		
O4 - O6	NA		NA	NA	NA		
Reserve Unit	NA		NA	NA	NA		
AGR/FTS/AR	NA		NA	NA	NA		
IMA	NA		NA	NA	NA		
Non-Hispanic White	NA		NA	NA	NA		
Total Minority	NA		NA	NA	NA		
ARNG	NA		NA	NA	NA		
Enlisted	NA		NA	NA	NA		
Officers	NA		NA	NA	NA		
USAR	NA		NA	NA	NA		
Enlisted	NA		NA	NA	NA		
Officers	NA		NA	NA	NA		
USNR	NA		NA	NA	NA		
Enlisted	NA		NA	NA	NA		
Officers	NA		NA	NA	NA		
USMCR	NA		NA	NA	NA		
Enlisted	NA		NA	NA	NA		
Officers	NA		NA	NA	NA		
ANG	NA		NA	NA	NA		
Enlisted	NA		NA	NA	NA		
Officers	NA		NA	NA	NA		
USAFR	NA		NA	NA	NA		
Enlisted	NA		NA	NA	NA		
Officers	NA		NA	NA	NA		
USCGR	NA		NA	NA	NA		
Enlisted	NA		NA	NA	NA		
E1 - E4	NA		NA	NA	NA		
E5 - E9	NA		NA	NA	NA		
Officers	NA		NA	NA	NA		
O1 - O3	NA		NA	NA	NA		
O4 - O6	NA		NA	NA	NA		
Females	NA		NA	NA	NA		
Enlisted	NA		NA	NA	NA		
Officers	NA		NA	NA	NA		
Males	NA		NA	NA	NA		
Enlisted	NA		NA	NA	NA		
Officers	NA		NA	NA	NA		

NR: Not reportable

NA: Not applicable

92. As a result of this situation, did you...

c. Experience any administrative actions (e.g., placed on a medical hold, placed on a legal hold, transferred to a different assignment)?

1. Yes

2. No

3. Don't know

	Percent Responding		Percentages			Max ME	Percentage Reporting Yes
			1	2	3		
TOTAL DOD	0	±1	33	NR	NR	±24	
ARNG	0	±1	NR	NR	NR		
USAR	0	±1	NR	NR	NR		
USNR	0	±1	NR	NR	NR		
USMCR	NA		NA	NA	NA		
ANG	NA		NA	NA	NA		
USAFR	0	±1	NR	NR	NR		
Enlisted	0	±1	NR	NR	NR		
E1 – E4	0	±1	NR	NR	NR		
E1 – E3	0	±1	NR	NR	NR		
E4	0	±1	NR	NR	NR		
E5 – E9	0	±1	NR	NR	NR		
E5 – E7	0	±1	NR	NR	NR		
E8 – E9	NA		NA	NA	NA		
Officers	0	±1	NR	NR	NR		
O1 – O3	0	±1	NR	NR	NR		
O4 – O6	0	±1	NR	NR	NR		
W1 – W5	NA		NA	NA	NA		
Reserve Unit	0	±1	NR	NR	NR		
AGR/FTS/AR	0	±1	NR	NR	NR		
IMA	NA		NA	NA	NA		
Not Activated Past 12 Months	0	±1	NR	NR	NR		
Activated Past 12 Months	0	±1	NR	NR	NR		
Not Deployed Past 12 Months	0	±1	NR	NR	NR		
Deployed Past 12 Months	0	±1	NR	NR	NR		
Non-Hispanic White	0	±1	NR	NR	NR		
Total Minority	0	±1	NR	NR	NR		
Non-Hispanic Black	0	±1	NR	NR	NR		
Hispanic	0	±1	NR	NR	NR		
FEMALES	0	±1	33	NR	NR	±24	
Enlisted	0	±1	NR	NR	NR		
E1 – E4	0	±1	NR	NR	NR		
E5 – E9	0	±1	NR	NR	NR		
Officers	0	±1	NR	NR	NR		
O1 – O3	1	±1	NR	NR	NR		
O4 – O6	0	±1	NR	NR	NR		
Reserve Unit	0	±1	NR	NR	NR		
AGR/FTS/AR	0	±1	NR	NR	NR		
IMA	NA		NA	NA	NA		
Non-Hispanic White	0	±1	NR	NR	NR		
Total Minority	0	±1	NR	NR	NR		
ARNG	0	±1	NR	NR	NR		
Enlisted	0	±1	NR	NR	NR		
Officers	2	±2	NR	NR	NR		
USAR	0	±1	NR	NR	NR		
Enlisted	0	±1	NR	NR	NR		
Officers	0	±1	NR	NR	NR		

Note. Percent responding are Reserve members who answered the question, who experienced unwanted sexual contact (Q73) and who made an unrestricted report or a restricted report that was converted to an unrestricted report to a military authority (Q88/Q89).

NR: Not reportable

NA: Not applicable

2012 Workplace and Gender Relations Survey of Reserve Component Members

92c. Continued	Percent Responding		Percentages			Max ME	Percentage Reporting Yes
			1	2	3		
USNR	0	±1	NR	NR	NR		
Enlisted	0	±1	NR	NR	NR		
Officers	NA		NA	NA	NA		
USMCR	NA		NA	NA	NA		
Enlisted	NA		NA	NA	NA		
Officers	NA		NA	NA	NA		
ANG	NA		NA	NA	NA		
Enlisted	NA		NA	NA	NA		
Officers	NA		NA	NA	NA		
USAFR	0	±1	NR	NR	NR		
Enlisted	0	±1	NR	NR	NR		
Officers	NA		NA	NA	NA		
MALES	NA		NA	NA	NA		
Enlisted	NA		NA	NA	NA		
E1 - E4	NA		NA	NA	NA		
E5 - E9	NA		NA	NA	NA		
Officers	NA		NA	NA	NA		
O1 - O3	NA		NA	NA	NA		
O4 - O6	NA		NA	NA	NA		
Reserve Unit	NA		NA	NA	NA		
AGR/FTS/AR	NA		NA	NA	NA		
IMA	NA		NA	NA	NA		
Non-Hispanic White	NA		NA	NA	NA		
Total Minority	NA		NA	NA	NA		
ARNG	NA		NA	NA	NA		
Enlisted	NA		NA	NA	NA		
Officers	NA		NA	NA	NA		
USAR	NA		NA	NA	NA		
Enlisted	NA		NA	NA	NA		
Officers	NA		NA	NA	NA		
USNR	NA		NA	NA	NA		
Enlisted	NA		NA	NA	NA		
Officers	NA		NA	NA	NA		
USMCR	NA		NA	NA	NA		
Enlisted	NA		NA	NA	NA		
Officers	NA		NA	NA	NA		
ANG	NA		NA	NA	NA		
Enlisted	NA		NA	NA	NA		
Officers	NA		NA	NA	NA		
USAFR	NA		NA	NA	NA		
Enlisted	NA		NA	NA	NA		
Officers	NA		NA	NA	NA		
USCGR	NA		NA	NA	NA		
Enlisted	NA		NA	NA	NA		
E1 - E4	NA		NA	NA	NA		
E5 - E9	NA		NA	NA	NA		
Officers	NA		NA	NA	NA		
O1 - O3	NA		NA	NA	NA		
O4 - O6	NA		NA	NA	NA		
Females	NA		NA	NA	NA		
Enlisted	NA		NA	NA	NA		
Officers	NA		NA	NA	NA		
Males	NA		NA	NA	NA		
Enlisted	NA		NA	NA	NA		
Officers	NA		NA	NA	NA		

NR: Not reportable

NA: Not applicable

92. As a result of this situation, did you...
d. Experience any punishments for infractions/violations, such as underage drinking or fraternization?

1. Yes

2. No

3. Don't know

	Percent Responding		Percentages			Max ME	Percentage Reporting Yes
			1	2	3		
TOTAL DOD	0	±1	3	78	18	±23	
ARNG	0	±1	NR	NR	NR		
USAR	0	±1	NR	NR	NR		
USNR	0	±1	NR	NR	NR		
USMCR	NA		NA	NA	NA		
ANG	NA		NA	NA	NA		
USAFR	0	±1	NR	NR	NR		
Enlisted	0	±1	NR	NR	NR		
E1 – E4	0	±1	NR	NR	NR		
E1 – E3	0	±1	NR	NR	NR		
E4	0	±1	NR	NR	NR		
E5 – E9	0	±1	NR	NR	NR		
E5 – E7	0	±1	NR	NR	NR		
E8 – E9	NA		NA	NA	NA		
Officers	0	±1	NR	NR	NR		
O1 – O3	0	±1	NR	NR	NR		
O4 – O6	0	±1	NR	NR	NR		
W1 – W5	NA		NA	NA	NA		
Reserve Unit	0	±1	4	80	16	±24	
AGR/FTS/AR	0	±1	NR	NR	NR		
IMA	NA		NA	NA	NA		
Not Activated Past 12 Months	0	±1	NR	NR	NR		
Activated Past 12 Months	0	±1	NR	NR	NR		
Not Deployed Past 12 Months	0	±1	NR	81	15	±24	
Deployed Past 12 Months	0	±1	NR	NR	NR		
Non-Hispanic White	0	±1	NR	NR	NR		
Total Minority	0	±1	NR	NR	NR		
Non-Hispanic Black	0	±1	NR	NR	NR		
Hispanic	0	±1	NR	NR	NR		
FEMALES	0	±1	3	78	18	±23	
Enlisted	0	±1	NR	NR	NR		
E1 – E4	0	±1	NR	NR	NR		
E5 – E9	0	±1	NR	NR	NR		
Officers	0	±1	NR	NR	NR		
O1 – O3	1	±1	NR	NR	NR		
O4 – O6	0	±1	NR	NR	NR		
Reserve Unit	0	±1	4	80	16	±24	
AGR/FTS/AR	0	±1	NR	NR	NR		
IMA	NA		NA	NA	NA		
Non-Hispanic White	0	±1	NR	NR	NR		
Total Minority	0	±1	NR	NR	NR		
ARNG	0	±1	NR	NR	NR		
Enlisted	0	±1	NR	NR	NR		
Officers	2	±2	NR	NR	NR		
USAR	0	±1	NR	NR	NR		
Enlisted	0	±1	NR	NR	NR		
Officers	0	±1	NR	NR	NR		

Note: Percent responding are Reserve members who answered the question, who experienced unwanted sexual contact (Q73) and who made an unrestricted report or a restricted report that was converted to an unrestricted report to a military authority (Q88/Q89).

NR: Not reportable

NA: Not applicable

2012 Workplace and Gender Relations Survey of Reserve Component Members

92d. Continued	Percent Responding		Percentages			Max ME	Percentage Reporting Yes
			1	2	3		
USNR	0	±1	NR	NR	NR		
Enlisted	0	±1	NR	NR	NR		
Officers	NA		NA	NA	NA		
USMCR	NA		NA	NA	NA		
Enlisted	NA		NA	NA	NA		
Officers	NA		NA	NA	NA		
ANG	NA		NA	NA	NA		
Enlisted	NA		NA	NA	NA		
Officers	NA		NA	NA	NA		
USAFR	0	±1	NR	NR	NR		
Enlisted	0	±1	NR	NR	NR		
Officers	NA		NA	NA	NA		
MALES	NA		NA	NA	NA		
Enlisted	NA		NA	NA	NA		
E1 - E4	NA		NA	NA	NA		
E5 - E9	NA		NA	NA	NA		
Officers	NA		NA	NA	NA		
O1 - O3	NA		NA	NA	NA		
O4 - O6	NA		NA	NA	NA		
Reserve Unit	NA		NA	NA	NA		
AGR/FTS/AR	NA		NA	NA	NA		
IMA	NA		NA	NA	NA		
Non-Hispanic White	NA		NA	NA	NA		
Total Minority	NA		NA	NA	NA		
ARNG	NA		NA	NA	NA		
Enlisted	NA		NA	NA	NA		
Officers	NA		NA	NA	NA		
USAR	NA		NA	NA	NA		
Enlisted	NA		NA	NA	NA		
Officers	NA		NA	NA	NA		
USNR	NA		NA	NA	NA		
Enlisted	NA		NA	NA	NA		
Officers	NA		NA	NA	NA		
USMCR	NA		NA	NA	NA		
Enlisted	NA		NA	NA	NA		
Officers	NA		NA	NA	NA		
ANG	NA		NA	NA	NA		
Enlisted	NA		NA	NA	NA		
Officers	NA		NA	NA	NA		
USAFR	NA		NA	NA	NA		
Enlisted	NA		NA	NA	NA		
Officers	NA		NA	NA	NA		
USCGR	NA		NA	NA	NA		
Enlisted	NA		NA	NA	NA		
E1 - E4	NA		NA	NA	NA		
E5 - E9	NA		NA	NA	NA		
Officers	NA		NA	NA	NA		
O1 - O3	NA		NA	NA	NA		
O4 - O6	NA		NA	NA	NA		
Females	NA		NA	NA	NA		
Enlisted	NA		NA	NA	NA		
Officers	NA		NA	NA	NA		
Males	NA		NA	NA	NA		
Enlisted	NA		NA	NA	NA		
Officers	NA		NA	NA	NA		

NR: Not reportable

NA: Not applicable

92. What types of retaliation/action did you experience as a result of this situation? Constructed from Q92.

- 1. Professional retaliation only
- 2. Social retaliation only
- 3. Administrative action only
- 4. Punishments only
- 5. Combination of professional retaliation, social retaliation, administrative action, and/or punishments
- 6. None

	Percent Responding		Percentages						Max ME
			1	2	3	4	5	6	
TOTAL DOD	0	±1	0°	10	0°	0°	33	NR	±24
ARNG	0	±1	0°	NR	0°	0°	NR	NR	±0
USAR	0	±1	0°	NR	0°	0°	NR	NR	±0
USNR	0	±1	0°	NR	0°	0°	NR	NR	
USMCR	NA		NA	NA	NA	NA	NA	NA	
ANG	NA		NA	NA	NA	NA	NA	NA	
USAFR	0	±1	0°	NR	0°	0°	NR	NR	
Enlisted	0	±1	0°	NR	0°	0°	NR	NR	±0
E1 – E4	0	±1	0°	NR	0°	0°	NR	NR	±0
E1 – E3	0	±1	0°	NR	0°	0°	NR	NR	
E4	0	±1	0°	NR	0°	0°	NR	NR	
E5 – E9	0	±1	0°	NR	0°	0°	NR	NR	±0
E5 – E7	0	±1	0°	NR	0°	0°	NR	NR	±0
E8 – E9	NA		NA	NA	NA	NA	NA	NA	
Officers	0	±1	0°	NR	0°	0°	NR	NR	±0
O1 – O3	0	±1	0°	NR	0°	0°	NR	NR	
O4 – O6	0	±1	0°	NR	0°	0°	NR	NR	
W1 – W5	NA		NA	NA	NA	NA	NA	NA	
Reserve Unit	0	±1	0°	NR	0°	0°	NR	NR	±0
AGR/FTS/AR	0	±1	0°	NR	0°	0°	NR	NR	
IMA	NA		NA	NA	NA	NA	NA	NA	
Not Activated Past 12 Months	0	±1	0°	NR	0°	0°	NR	NR	±0
Activated Past 12 Months	0	±1	0°	NR	0°	0°	NR	NR	±0
Not Deployed Past 12 Months	0	±1	0°	NR	0°	0°	NR	NR	±0
Deployed Past 12 Months	0	±1	0°	NR	0°	0°	NR	NR	
Non-Hispanic White	0	±1	0°	NR	0°	0°	NR	NR	±0
Total Minority	0	±1	0°	NR	0°	0°	NR	NR	±0
Non-Hispanic Black	0	±1	0°	NR	0°	0°	NR	NR	
Hispanic	0	±1	0°	NR	0°	0°	NR	NR	
FEMALES	0	±1	0°	10	0°	0°	33	NR	±24
Enlisted	0	±1	0°	NR	0°	0°	NR	NR	±0
E1 – E4	0	±1	0°	NR	0°	0°	NR	NR	±0
E5 – E9	0	±1	0°	NR	0°	0°	NR	NR	±0
Officers	0	±1	0°	NR	0°	0°	NR	NR	±0
O1 – O3	1	±1	0°	NR	0°	0°	NR	NR	
O4 – O6	0	±1	0°	NR	0°	0°	NR	NR	
Reserve Unit	0	±1	0°	NR	0°	0°	NR	NR	±0
AGR/FTS/AR	0	±1	0°	NR	0°	0°	NR	NR	
IMA	NA		NA	NA	NA	NA	NA	NA	
Non-Hispanic White	0	±1	0°	NR	0°	0°	NR	NR	±0
Total Minority	0	±1	0°	NR	0°	0°	NR	NR	±0
ARNG	0	±1	0°	NR	0°	0°	NR	NR	±0
Enlisted	0	±1	0°	NR	0°	0°	NR	NR	±0
Officers	2	±2	0°	NR	0°	0°	NR	NR	
USAR	0	±1	0°	NR	0°	0°	NR	NR	±0
Enlisted	0	±1	0°	NR	0°	0°	NR	NR	
Officers	0	±1	0°	NR	0°	0°	NR	NR	

Note. Percent responding are Reserve members who answered the question, who experienced unwanted sexual contact (Q73) and who made an unrestricted report or a restricted report that was converted to an unrestricted report to a military authority (Q88/Q89). Respondents who indicated they did not experience or they did not know if they experienced professional retaliation, social retaliation, administrative action, or punishments as a result of reporting the situation are included in the "None" category.

NR: Not reportable

° Response option never endorsed.

NA: Not applicable

2012 Workplace and Gender Relations Survey of Reserve Component Members

92. Continued	Percent Responding		Percentages						Max ME
			1	2	3	4	5	6	
USNR	0	±1	0°	NR	0°	0°	NR	NR	
Enlisted	0	±1	0°	NR	0°	0°	NR	NR	
Officers	NA		NA	NA	NA	NA	NA	NA	
USMCR	NA		NA	NA	NA	NA	NA	NA	
Enlisted	NA		NA	NA	NA	NA	NA	NA	
Officers	NA		NA	NA	NA	NA	NA	NA	
ANG	NA		NA	NA	NA	NA	NA	NA	
Enlisted	NA		NA	NA	NA	NA	NA	NA	
Officers	NA		NA	NA	NA	NA	NA	NA	
USAFR	0	±1	0°	NR	0°	0°	NR	NR	
Enlisted	0	±1	0°	NR	0°	0°	NR	NR	
Officers	NA		NA	NA	NA	NA	NA	NA	
MALES	NA		NA	NA	NA	NA	NA	NA	
Enlisted	NA		NA	NA	NA	NA	NA	NA	
E1 - E4	NA		NA	NA	NA	NA	NA	NA	
E5 - E9	NA		NA	NA	NA	NA	NA	NA	
Officers	NA		NA	NA	NA	NA	NA	NA	
O1 - O3	NA		NA	NA	NA	NA	NA	NA	
O4 - O6	NA		NA	NA	NA	NA	NA	NA	
Reserve Unit	NA		NA	NA	NA	NA	NA	NA	
AGR/FTS/AR	NA		NA	NA	NA	NA	NA	NA	
IMA	NA		NA	NA	NA	NA	NA	NA	
Non-Hispanic White	NA		NA	NA	NA	NA	NA	NA	
Total Minority	NA		NA	NA	NA	NA	NA	NA	
ARNG	NA		NA	NA	NA	NA	NA	NA	
Enlisted	NA		NA	NA	NA	NA	NA	NA	
Officers	NA		NA	NA	NA	NA	NA	NA	
USAR	NA		NA	NA	NA	NA	NA	NA	
Enlisted	NA		NA	NA	NA	NA	NA	NA	
Officers	NA		NA	NA	NA	NA	NA	NA	
USNR	NA		NA	NA	NA	NA	NA	NA	
Enlisted	NA		NA	NA	NA	NA	NA	NA	
Officers	NA		NA	NA	NA	NA	NA	NA	
USMCR	NA		NA	NA	NA	NA	NA	NA	
Enlisted	NA		NA	NA	NA	NA	NA	NA	
Officers	NA		NA	NA	NA	NA	NA	NA	
ANG	NA		NA	NA	NA	NA	NA	NA	
Enlisted	NA		NA	NA	NA	NA	NA	NA	
Officers	NA		NA	NA	NA	NA	NA	NA	
USAFR	NA		NA	NA	NA	NA	NA	NA	
Enlisted	NA		NA	NA	NA	NA	NA	NA	
Officers	NA		NA	NA	NA	NA	NA	NA	
USCGR	NA		NA	NA	NA	NA	NA	NA	
Enlisted	NA		NA	NA	NA	NA	NA	NA	
E1 - E4	NA		NA	NA	NA	NA	NA	NA	
E5 - E9	NA		NA	NA	NA	NA	NA	NA	
Officers	NA		NA	NA	NA	NA	NA	NA	
O1 - O3	NA		NA	NA	NA	NA	NA	NA	
O4 - O6	NA		NA	NA	NA	NA	NA	NA	
Females	NA		NA	NA	NA	NA	NA	NA	
Enlisted	NA		NA	NA	NA	NA	NA	NA	
Officers	NA		NA	NA	NA	NA	NA	NA	
Males	NA		NA	NA	NA	NA	NA	NA	
Enlisted	NA		NA	NA	NA	NA	NA	NA	
Officers	NA		NA	NA	NA	NA	NA	NA	

NR: Not reportable

° Response option never endorsed.

NA: Not applicable

93. How satisfied have you been with...

a. The quality of sexual assault advocacy services you received?

1. Very dissatisfied
4. Satisfied

2. Dissatisfied
5. Very satisfied

3. Neither satisfied nor dissatisfied

	Percent Responding		Percentages					Max ME	Average Satisfaction		
			1	2	3	4	5				
TOTAL DOD	0	±1	3	3	30	13	NR	±22	4.1	±0.5	
ARNG	0	±1	NR	NR	NR	NR	NR		NR		
USAR	0	±1	NR	NR	NR	NR	NR		NR		
USNR	0	±1	NR	NR	NR	NR	NR		NR		
USMCR	0	±1	NR	NR	NR	NR	NR		NR		
ANG	0	±1	NR	NR	NR	NR	NR		NR		
USAFR	0	±1	NR	NR	NR	NR	NR		NR		
Enlisted	0	±1	NR	NR	NR	15	NR	±22	4.3	±0.5	
E1 – E4	0	±1	NR	NR	NR	NR	NR		NR		
E1 – E3	0	±1	NR	NR	NR	NR	NR		NR		
E4	0	±1	NR	NR	NR	NR	NR		NR		
E5 – E9	0	±1	NR	NR	NR	NR	NR		NR		
E5 – E7	0	±1	NR	NR	NR	NR	NR		NR		
E8 – E9	NA		NA	NA	NA	NA	NA		NA		
Officers	0	±1	NR	NR	NR	NR	NR		NR		
O1 – O3	0	±1	NR	NR	NR	NR	NR		NR		
O4 – O6	0	±1	NR	NR	NR	NR	NR		NR		
W1 – W5	NA		NA	NA	NA	NA	NA		NA		
Reserve Unit	0	±1	3	3	29	14	NR	±23	4.1	±0.5	
AGR/FTS/AR	0	±1	NR	NR	NR	NR	NR		NR		
IMA	NA		NA	NA	NA	NA	NA		NA		
Not Activated Past 12 Months	0	±1	2	NR	NR	16	NR	±25	4.0	±0.5	
Activated Past 12 Months	0	±1	NR	NR	NR	NR	NR		NR		
Not Deployed Past 12 Months	0	±1	5	NR	25	16	NR	±25	4.0	±0.5	
Deployed Past 12 Months	0	±1	NR	NR	NR	NR	NR		NR		
Non-Hispanic White	0	±1	2	NR	NR	NR	NR	±11	4.4	±0.5	
Total Minority	0	±1	NR	NR	NR	NR	NR		NR		
Non-Hispanic Black	0	±1	NR	NR	NR	NR	NR		NR		
Hispanic	0	±1	NR	NR	NR	NR	NR		NR		
FEMALES	0	±1	4	4	31	17	45	±22	3.9	±0.5	
Enlisted	0	±1	NR	NR	NR	20	NR	±25	4.2	±0.5	
E1 – E4	1	±1	NR	NR	NR	NR	NR		NR		
E5 – E9	0	±1	NR	NR	NR	NR	NR		NR		
Officers	1	±1	NR	NR	NR	NR	NR		NR		
O1 – O3	1	±1	NR	NR	NR	NR	NR		NR		
O4 – O6	1	±1	NR	NR	NR	NR	NR		NR		
Reserve Unit	0	±1	4	4	29	18	NR	±23	3.9	±0.5	
AGR/FTS/AR	0	±1	NR	NR	NR	NR	NR		NR		
IMA	NA		NA	NA	NA	NA	NA		NA		
Non-Hispanic White	0	±1	2	NR	NR	NR	NR	±11	4.4	±0.5	
Total Minority	0	±1	NR	NR	NR	NR	NR		NR		
ARNG	1	±1	NR	NR	NR	NR	NR		NR		
Enlisted	1	±1	NR	NR	NR	NR	NR		NR		
Officers	2	±2	NR	NR	NR	NR	NR		NR		
USAR	0	±1	NR	NR	NR	NR	NR		NR		
Enlisted	0	±1	NR	NR	NR	NR	NR		NR		
Officers	0	±1	NR	NR	NR	NR	NR		NR		

Note. Percent responding are Reserve members who answered the question, who experienced unwanted sexual contact (Q73), and who reported the situation to a military authority (Q88). Respondents who indicated "Does not apply" are excluded from this analysis.

NR: Not reportable

NA: Not applicable

2012 Workplace and Gender Relations Survey of Reserve Component Members

93a. Continued	Percent Responding		Percentages					Max ME	Average Satisfaction	
			1	2	3	4	5			
USNR	0	±1	NR	NR	NR	NR	NR		NR	
Enlisted	0	±1	NR	NR	NR	NR	NR		NR	
Officers	0	±1	NR	NR	NR	NR	NR		NR	
USMCR	1	±2	NR	NR	NR	NR	NR		NR	
Enlisted	1	±2	NR	NR	NR	NR	NR		NR	
Officers	NA		NA	NA	NA	NA	NA		NA	
ANG	0	±1	NR	NR	NR	NR	NR		NR	
Enlisted	0	±1	NR	NR	NR	NR	NR		NR	
Officers	NA		NA	NA	NA	NA	NA		NA	
USAFR	1	±1	NR	NR	NR	NR	NR		NR	
Enlisted	1	±1	NR	NR	NR	NR	NR		NR	
Officers	NA		NA	NA	NA	NA	NA		NA	
MALES	0	±1	NR	NR	NR	NR	NR		NR	
Enlisted	0	±1	NR	NR	NR	NR	NR		NR	
E1 - E4	NA		NA	NA	NA	NA	NA		NA	
E5 - E9	0	±1	NR	NR	NR	NR	NR		NR	
Officers	NA		NA	NA	NA	NA	NA		NA	
O1 - O3	NA		NA	NA	NA	NA	NA		NA	
O4 - O6	NA		NA	NA	NA	NA	NA		NA	
Reserve Unit	0	±1	NR	NR	NR	NR	NR		NR	
AGR/FTS/AR	NA		NA	NA	NA	NA	NA		NA	
IMA	NA		NA	NA	NA	NA	NA		NA	
Non-Hispanic White	NA		NA	NA	NA	NA	NA		NA	
Total Minority	0	±1	NR	NR	NR	NR	NR		NR	
ARNG	0	±1	NR	NR	NR	NR	NR		NR	
Enlisted	0	±1	NR	NR	NR	NR	NR		NR	
Officers	NA		NA	NA	NA	NA	NA		NA	
USAR	NA		NA	NA	NA	NA	NA		NA	
Enlisted	NA		NA	NA	NA	NA	NA		NA	
Officers	NA		NA	NA	NA	NA	NA		NA	
USNR	NA		NA	NA	NA	NA	NA		NA	
Enlisted	NA		NA	NA	NA	NA	NA		NA	
Officers	NA		NA	NA	NA	NA	NA		NA	
USMCR	0	±1	NR	NR	NR	NR	NR		NR	
Enlisted	0	±1	NR	NR	NR	NR	NR		NR	
Officers	NA		NA	NA	NA	NA	NA		NA	
ANG	NA		NA	NA	NA	NA	NA		NA	
Enlisted	NA		NA	NA	NA	NA	NA		NA	
Officers	NA		NA	NA	NA	NA	NA		NA	
USAFR	NA		NA	NA	NA	NA	NA		NA	
Enlisted	NA		NA	NA	NA	NA	NA		NA	
Officers	NA		NA	NA	NA	NA	NA		NA	
USCGR	NA		NA	NA	NA	NA	NA		NA	
Enlisted	NA		NA	NA	NA	NA	NA		NA	
E1 - E4	NA		NA	NA	NA	NA	NA		NA	
E5 - E9	NA		NA	NA	NA	NA	NA		NA	
Officers	NA		NA	NA	NA	NA	NA		NA	
O1 - O3	NA		NA	NA	NA	NA	NA		NA	
O4 - O6	NA		NA	NA	NA	NA	NA		NA	
Females	NA		NA	NA	NA	NA	NA		NA	
Enlisted	NA		NA	NA	NA	NA	NA		NA	
Officers	NA		NA	NA	NA	NA	NA		NA	
Males	NA		NA	NA	NA	NA	NA		NA	
Enlisted	NA		NA	NA	NA	NA	NA		NA	
Officers	NA		NA	NA	NA	NA	NA		NA	

NR: Not reportable

NA: Not applicable

93. How satisfied have you been with...

b. The quality of counseling services you received?

1. Very dissatisfied
4. Satisfied

2. Dissatisfied
5. Very satisfied

3. Neither satisfied nor dissatisfied

	Percent Responding		Percentages					Max ME	Average Satisfaction		
			1	2	3	4	5				
TOTAL DOD	0	±1	7	NR	22	11	NR	±25	4.0	±0.7	
ARNG	0	±1	NR	NR	NR	NR	NR		NR		
USAR	0	±1	NR	NR	NR	NR	NR		NR		
USNR	0	±1	NR	NR	NR	NR	NR		NR		
USMCR	0	±1	NR	NR	NR	NR	NR		NR		
ANG	0	±1	NR	NR	NR	NR	NR		NR		
USAFR	0	±1	NR	NR	NR	NR	NR		NR		
Enlisted	0	±1	NR	NR	NR	8	NR	±21	NR		
E1 – E4	0	±1	NR	NR	NR	NR	NR		NR		
E1 – E3	0	±1	NR	NR	NR	NR	NR		NR		
E4	0	±1	NR	NR	NR	NR	NR		NR		
E5 – E9	0	±1	NR	NR	NR	NR	NR		NR		
E5 – E7	0	±1	NR	NR	NR	NR	NR		NR		
E8 – E9	NA		NA	NA	NA	NA	NA		NA		
Officers	0	±1	NR	NR	NR	NR	NR		NR		
O1 – O3	0	±1	NR	NR	NR	NR	NR		NR		
O4 – O6	0	±1	NR	NR	NR	NR	NR		NR		
W1 – W5	NA		NA	NA	NA	NA	NA		NA		
Reserve Unit	0	±1	8	NR	NR	12	NR	±21	4.0	±0.7	
AGR/FTS/AR	0	±1	NR	NR	NR	NR	NR		NR		
IMA	NA		NA	NA	NA	NA	NA		NA		
Not Activated Past 12 Months	0	±1	NR	NR	NR	NR	NR		NR		
Activated Past 12 Months	0	±1	NR	NR	NR	NR	NR		NR		
Not Deployed Past 12 Months	0	±1	NR	NR	NR	NR	NR		3.9	±0.8	
Deployed Past 12 Months	0	±1	NR	NR	NR	NR	NR		NR		
Non-Hispanic White	0	±1	NR	NR	NR	NR	NR		NR		
Total Minority	0	±1	NR	NR	NR	NR	NR		NR		
Non-Hispanic Black	0	±1	NR	NR	NR	NR	NR		NR		
Hispanic	0	±1	NR	NR	NR	NR	NR		NR		
FEMALES	0	±1	10	NR	20	16	NR	±25	3.9	±0.7	
Enlisted	0	±1	NR	NR	NR	NR	NR		NR		
E1 – E4	0	±1	NR	NR	NR	NR	NR		NR		
E5 – E9	0	±1	NR	NR	NR	NR	NR		NR		
Officers	0	±1	NR	NR	NR	NR	NR		NR		
O1 – O3	0	±1	NR	NR	NR	NR	NR		NR		
O4 – O6	0	±1	NR	NR	NR	NR	NR		NR		
Reserve Unit	0	±1	NR	NR	NR	17	NR	±25	3.8	±0.7	
AGR/FTS/AR	0	±1	NR	NR	NR	NR	NR		NR		
IMA	NA		NA	NA	NA	NA	NA		NA		
Non-Hispanic White	0	±1	NR	NR	NR	NR	NR		NR		
Total Minority	0	±1	NR	NR	NR	NR	NR		NR		
ARNG	0	±1	NR	NR	NR	NR	NR		NR		
Enlisted	0	±1	NR	NR	NR	NR	NR		NR		
Officers	1	±2	NR	NR	NR	NR	NR		NR		
USAR	0	±1	NR	NR	NR	NR	NR		NR		
Enlisted	0	±1	NR	NR	NR	NR	NR		NR		
Officers	0	±1	NR	NR	NR	NR	NR		NR		

Note. Percent responding are Reserve members who answered the question, who experienced unwanted sexual contact (Q73), and who reported the situation to a military authority (Q88). Respondents who indicated "Does not apply" are excluded from this analysis.

NR: Not reportable

NA: Not applicable

2012 Workplace and Gender Relations Survey of Reserve Component Members

93b. Continued	Percent Responding		Percentages					Max ME	Average Satisfaction	
			1	2	3	4	5			
USNR	0	±1	NR	NR	NR	NR	NR		NR	
Enlisted	0	±1	NR	NR	NR	NR	NR		NR	
Officers	NA		NA	NA	NA	NA	NA		NA	
USMCR	1	±2	NR	NR	NR	NR	NR		NR	
Enlisted	1	±2	NR	NR	NR	NR	NR		NR	
Officers	NA		NA	NA	NA	NA	NA		NA	
ANG	0	±1	NR	NR	NR	NR	NR		NR	
Enlisted	0	±1	NR	NR	NR	NR	NR		NR	
Officers	NA		NA	NA	NA	NA	NA		NA	
USAFR	0	±1	NR	NR	NR	NR	NR		NR	
Enlisted	0	±1	NR	NR	NR	NR	NR		NR	
Officers	NA		NA	NA	NA	NA	NA		NA	
MALES	0	±1	NR	NR	NR	NR	NR		NR	
Enlisted	0	±1	NR	NR	NR	NR	NR		NR	
E1 - E4	NA		NA	NA	NA	NA	NA		NA	
E5 - E9	0	±1	NR	NR	NR	NR	NR		NR	
Officers	NA		NA	NA	NA	NA	NA		NA	
O1 - O3	NA		NA	NA	NA	NA	NA		NA	
O4 - O6	NA		NA	NA	NA	NA	NA		NA	
Reserve Unit	0	±1	NR	NR	NR	NR	NR		NR	
AGR/FTS/AR	NA		NA	NA	NA	NA	NA		NA	
IMA	NA		NA	NA	NA	NA	NA		NA	
Non-Hispanic White	NA		NA	NA	NA	NA	NA		NA	
Total Minority	0	±1	NR	NR	NR	NR	NR		NR	
ARNG	0	±1	NR	NR	NR	NR	NR		NR	
Enlisted	0	±1	NR	NR	NR	NR	NR		NR	
Officers	NA		NA	NA	NA	NA	NA		NA	
USAR	NA		NA	NA	NA	NA	NA		NA	
Enlisted	NA		NA	NA	NA	NA	NA		NA	
Officers	NA		NA	NA	NA	NA	NA		NA	
USNR	NA		NA	NA	NA	NA	NA		NA	
Enlisted	NA		NA	NA	NA	NA	NA		NA	
Officers	NA		NA	NA	NA	NA	NA		NA	
USMCR	0	±1	NR	NR	NR	NR	NR		NR	
Enlisted	0	±1	NR	NR	NR	NR	NR		NR	
Officers	NA		NA	NA	NA	NA	NA		NA	
ANG	NA		NA	NA	NA	NA	NA		NA	
Enlisted	NA		NA	NA	NA	NA	NA		NA	
Officers	NA		NA	NA	NA	NA	NA		NA	
USAFR	NA		NA	NA	NA	NA	NA		NA	
Enlisted	NA		NA	NA	NA	NA	NA		NA	
Officers	NA		NA	NA	NA	NA	NA		NA	
USCGR	NA		NA	NA	NA	NA	NA		NA	
Enlisted	NA		NA	NA	NA	NA	NA		NA	
E1 - E4	NA		NA	NA	NA	NA	NA		NA	
E5 - E9	NA		NA	NA	NA	NA	NA		NA	
Officers	NA		NA	NA	NA	NA	NA		NA	
O1 - O3	NA		NA	NA	NA	NA	NA		NA	
O4 - O6	NA		NA	NA	NA	NA	NA		NA	
Females	NA		NA	NA	NA	NA	NA		NA	
Enlisted	NA		NA	NA	NA	NA	NA		NA	
Officers	NA		NA	NA	NA	NA	NA		NA	
Males	NA		NA	NA	NA	NA	NA		NA	
Enlisted	NA		NA	NA	NA	NA	NA		NA	
Officers	NA		NA	NA	NA	NA	NA		NA	

NR: Not reportable

NA: Not applicable

93. How satisfied have you been with...

c. The quality of medical care you received?

1. Very dissatisfied
4. Satisfied

2. Dissatisfied
5. Very satisfied

3. Neither satisfied nor dissatisfied

	Percent Responding		Percentages					Max ME	Average Satisfaction		
			1	2	3	4	5				
TOTAL DOD	0	±1	NR	0°	NR	NR	NR	±0	3.7	±0.7	
ARNG	0	±1	NR	0°	NR	NR	NR	±0	NR		
USAR	0	±1	NR	0°	NR	NR	NR		NR		
USNR	NA		NA	NA	NA	NA	NA		NA		
USMCR	0	±1	NR	0°	NR	NR	NR		NR		
ANG	0	±1	NR	0°	NR	NR	NR		NR		
USAFR	0	±1	NR	0°	NR	NR	NR		NR		
Enlisted	0	±1	NR	0°	NR	NR	NR	±0	NR		
E1 – E4	0	±1	NR	0°	NR	NR	NR	±0	NR		
E1 – E3	0	±1	NR	0°	NR	NR	NR		NR		
E4	0	±1	NR	0°	NR	NR	NR		NR		
E5 – E9	0	±1	NR	0°	NR	NR	NR	±0	NR		
E5 – E7	0	±1	NR	0°	NR	NR	NR	±0	NR		
E8 – E9	NA		NA	NA	NA	NA	NA		NA		
Officers	0	±1	NR	0°	NR	NR	NR		NR		
O1 – O3	0	±1	NR	0°	NR	NR	NR		NR		
O4 – O6	0	±1	NR	0°	NR	NR	NR		NR		
W1 – W5	NA		NA	NA	NA	NA	NA		NA		
Reserve Unit	0	±1	NR	0°	NR	NR	NR	±0	NR		
AGR/FTS/AR	0	±1	NR	0°	NR	NR	NR		NR		
IMA	NA		NA	NA	NA	NA	NA		NA		
Not Activated Past 12 Months	0	±1	NR	0°	NR	NR	NR	±0	NR		
Activated Past 12 Months	0	±1	NR	0°	NR	NR	NR	±0	NR		
Not Deployed Past 12 Months	0	±1	NR	0°	NR	NR	NR	±0	NR		
Deployed Past 12 Months	0	±1	NR	0°	NR	NR	NR		NR		
Non-Hispanic White	0	±1	NR	0°	NR	NR	NR	±0	NR		
Total Minority	0	±1	NR	0°	NR	NR	NR	±0	NR		
Non-Hispanic Black	0	±1	NR	0°	NR	NR	NR		NR		
Hispanic	0	±1	NR	0°	NR	NR	NR		NR		
FEMALES	0	±1	NR	0°	NR	NR	NR	±0	NR		
Enlisted	0	±1	NR	0°	NR	NR	NR	±0	NR		
E1 – E4	0	±1	NR	0°	NR	NR	NR	±0	NR		
E5 – E9	0	±1	NR	0°	NR	NR	NR	±0	NR		
Officers	0	±1	NR	0°	NR	NR	NR		NR		
O1 – O3	0	±1	NR	0°	NR	NR	NR		NR		
O4 – O6	0	±1	NR	0°	NR	NR	NR		NR		
Reserve Unit	0	±1	NR	0°	NR	NR	NR	±0	NR		
AGR/FTS/AR	0	±1	NR	0°	NR	NR	NR		NR		
IMA	NA		NA	NA	NA	NA	NA		NA		
Non-Hispanic White	0	±1	NR	0°	NR	NR	NR	±0	NR		
Total Minority	0	±1	NR	0°	NR	NR	NR	±0	NR		
ARNG	0	±1	NR	0°	NR	NR	NR	±0	NR		
Enlisted	0	±1	NR	0°	NR	NR	NR	±0	NR		
Officers	0	±1	NR	0°	NR	NR	NR		NR		
USAR	0	±1	NR	0°	NR	NR	NR		NR		
Enlisted	0	±1	NR	0°	NR	NR	NR		NR		
Officers	0	±1	NR	0°	NR	NR	NR		NR		

Note. Percent responding are Reserve members who answered the question, who experienced unwanted sexual contact (Q73), and who reported the situation to a military authority (Q88). Respondents who indicated "Does not apply" are excluded from this analysis.

NR: Not reportable

° Response option never endorsed.

NA: Not applicable

2012 Workplace and Gender Relations Survey of Reserve Component Members

93c. Continued	Percent Responding		Percentages					Max ME	Average Satisfaction		
			1	2	3	4	5				
USNR	NA		NA	NA	NA	NA	NA		NA		
Enlisted	NA		NA	NA	NA	NA	NA		NA		
Officers	NA		NA	NA	NA	NA	NA		NA		
USMCR	1	±2	NR	0°	NR	NR	NR		NR		
Enlisted	1	±2	NR	0°	NR	NR	NR		NR		
Officers	NA		NA	NA	NA	NA	NA		NA		
ANG	0	±1	NR	0°	NR	NR	NR		NR		
Enlisted	0	±1	NR	0°	NR	NR	NR		NR		
Officers	NA		NA	NA	NA	NA	NA		NA		
USAFR	0	±1	NR	0°	NR	NR	NR		NR		
Enlisted	0	±1	NR	0°	NR	NR	NR		NR		
Officers	NA		NA	NA	NA	NA	NA		NA		
MALES	0	±1	NR	0°	NR	NR	NR		NR		
Enlisted	0	±1	NR	0°	NR	NR	NR		NR		
E1 - E4	NA		NA	NA	NA	NA	NA		NA		
E5 - E9	0	±1	NR	0°	NR	NR	NR		NR		
Officers	NA		NA	NA	NA	NA	NA		NA		
O1 - O3	NA		NA	NA	NA	NA	NA		NA		
O4 - O6	NA		NA	NA	NA	NA	NA		NA		
Reserve Unit	0	±1	NR	0°	NR	NR	NR		NR		
AGR/FTS/AR	NA		NA	NA	NA	NA	NA		NA		
IMA	NA		NA	NA	NA	NA	NA		NA		
Non-Hispanic White	NA		NA	NA	NA	NA	NA		NA		
Total Minority	0	±1	NR	0°	NR	NR	NR		NR		
ARNG	NA		NA	NA	NA	NA	NA		NA		
Enlisted	NA		NA	NA	NA	NA	NA		NA		
Officers	NA		NA	NA	NA	NA	NA		NA		
USAR	NA		NA	NA	NA	NA	NA		NA		
Enlisted	NA		NA	NA	NA	NA	NA		NA		
Officers	NA		NA	NA	NA	NA	NA		NA		
USNR	NA		NA	NA	NA	NA	NA		NA		
Enlisted	NA		NA	NA	NA	NA	NA		NA		
Officers	NA		NA	NA	NA	NA	NA		NA		
USMCR	0	±1	NR	0°	NR	NR	NR		NR		
Enlisted	0	±1	NR	0°	NR	NR	NR		NR		
Officers	NA		NA	NA	NA	NA	NA		NA		
ANG	NA		NA	NA	NA	NA	NA		NA		
Enlisted	NA		NA	NA	NA	NA	NA		NA		
Officers	NA		NA	NA	NA	NA	NA		NA		
USAFR	NA		NA	NA	NA	NA	NA		NA		
Enlisted	NA		NA	NA	NA	NA	NA		NA		
Officers	NA		NA	NA	NA	NA	NA		NA		
USCGR	NA		NA	NA	NA	NA	NA		NA		
Enlisted	NA		NA	NA	NA	NA	NA		NA		
E1 - E4	NA		NA	NA	NA	NA	NA		NA		
E5 - E9	NA		NA	NA	NA	NA	NA		NA		
Officers	NA		NA	NA	NA	NA	NA		NA		
O1 - O3	NA		NA	NA	NA	NA	NA		NA		
O4 - O6	NA		NA	NA	NA	NA	NA		NA		
Females	NA		NA	NA	NA	NA	NA		NA		
Enlisted	NA		NA	NA	NA	NA	NA		NA		
Officers	NA		NA	NA	NA	NA	NA		NA		
Males	NA		NA	NA	NA	NA	NA		NA		
Enlisted	NA		NA	NA	NA	NA	NA		NA		
Officers	NA		NA	NA	NA	NA	NA		NA		

NR: Not reportable

° Response option never endorsed.

NA: Not applicable

93. How satisfied have you been with...

d. The amount of time investigation process took/is taking?

1. Very dissatisfied
4. Satisfied

2. Dissatisfied
5. Very satisfied

3. Neither satisfied nor dissatisfied

	Percent Responding		Percentages					Max ME	Average Satisfaction		
			1	2	3	4	5				
TOTAL DOD	0	±1	21	10	27	12	NR	±22	3.2	±0.7	
ARNG	0	±1	NR	NR	NR	NR	NR		NR		
USAR	0	±1	NR	NR	NR	NR	NR		NR		
USNR	0	±1	NR	NR	NR	NR	NR		NR		
USMCR	0	±1	NR	NR	NR	NR	NR		NR		
ANG	0	±1	NR	NR	NR	NR	NR		NR		
USAFR	0	±1	NR	NR	NR	NR	NR		NR		
Enlisted	0	±1	12	NR	NR	13	NR	±20	NR		
E1 – E4	0	±1	NR	NR	NR	NR	NR		NR		
E1 – E3	0	±1	NR	NR	NR	NR	NR		NR		
E4	0	±1	NR	NR	NR	NR	NR		NR		
E5 – E9	0	±1	NR	NR	NR	NR	NR		NR		
E5 – E7	0	±1	NR	NR	NR	NR	NR		NR		
E8 – E9	NA		NA	NA	NA	NA	NA		NA		
Officers	0	±1	NR	NR	NR	NR	NR		NR		
O1 – O3	0	±1	NR	NR	NR	NR	NR		NR		
O4 – O6	0	±1	NR	NR	NR	NR	NR		NR		
W1 – W5	NA		NA	NA	NA	NA	NA		NA		
Reserve Unit	0	±1	20	10	28	12	NR	±23	3.2	±0.8	
AGR/FTS/AR	0	±1	NR	NR	NR	NR	NR		NR		
IMA	NA		NA	NA	NA	NA	NA		NA		
Not Activated Past 12 Months	0	±1	19	NR	NR	14	22	±25	3.0	±0.7	
Activated Past 12 Months	0	±1	NR	NR	NR	NR	NR		NR		
Not Deployed Past 12 Months	0	±1	26	NR	NR	13	20	±24	2.9	±0.7	
Deployed Past 12 Months	0	±1	NR	NR	NR	NR	NR		NR		
Non-Hispanic White	0	±1	NR	NR	NR	NR	NR		NR		
Total Minority	0	±1	NR	NR	NR	NR	NR		NR		
Non-Hispanic Black	0	±1	NR	NR	NR	NR	NR		NR		
Hispanic	0	±1	NR	NR	NR	NR	NR		NR		
FEMALES	0	±1	27	NR	27	14	20	±23	2.9	±0.6	
Enlisted	0	±1	15	NR	NR	17	21	±24	3.1	±0.6	
E1 – E4	1	±1	NR	NR	NR	NR	NR		NR		
E5 – E9	0	±1	NR	NR	NR	NR	NR		NR		
Officers	1	±1	NR	NR	NR	NR	NR		NR		
O1 – O3	1	±1	NR	NR	NR	NR	NR		NR		
O4 – O6	1	±1	NR	NR	NR	NR	NR		NR		
Reserve Unit	1	±1	25	NR	28	15	19	±23	2.9	±0.6	
AGR/FTS/AR	0	±1	NR	NR	NR	NR	NR		NR		
IMA	NA		NA	NA	NA	NA	NA		NA		
Non-Hispanic White	0	±1	NR	NR	NR	NR	NR		NR		
Total Minority	0	±1	NR	NR	NR	NR	NR		NR		
ARNG	1	±1	NR	NR	NR	NR	NR		NR		
Enlisted	1	±1	NR	NR	NR	NR	NR		NR		
Officers	2	±2	NR	NR	NR	NR	NR		NR		
USAR	0	±1	NR	NR	NR	NR	NR		NR		
Enlisted	0	±1	NR	NR	NR	NR	NR		NR		
Officers	0	±1	NR	NR	NR	NR	NR		NR		

Note. Percent responding are Reserve members who answered the question, who experienced unwanted sexual contact (Q73), and who reported the situation to a military authority (Q88). Respondents who indicated "Does not apply" are excluded from this analysis.

NR: Not reportable

NA: Not applicable

2012 Workplace and Gender Relations Survey of Reserve Component Members

93d. Continued	Percent Responding		Percentages					Max ME	Average Satisfaction	
			1	2	3	4	5			
USNR	0	±1	NR	NR	NR	NR	NR		NR	
Enlisted	0	±1	NR	NR	NR	NR	NR		NR	
Officers	0	±1	NR	NR	NR	NR	NR		NR	
USMCR	1	±2	NR	NR	NR	NR	NR		NR	
Enlisted	1	±2	NR	NR	NR	NR	NR		NR	
Officers	NA		NA	NA	NA	NA	NA		NA	
ANG	0	±1	NR	NR	NR	NR	NR		NR	
Enlisted	0	±1	NR	NR	NR	NR	NR		NR	
Officers	NA		NA	NA	NA	NA	NA		NA	
USAFR	0	±1	NR	NR	NR	NR	NR		NR	
Enlisted	0	±1	NR	NR	NR	NR	NR		NR	
Officers	NA		NA	NA	NA	NA	NA		NA	
MALES	0	±1	NR	NR	NR	NR	NR		NR	
Enlisted	0	±1	NR	NR	NR	NR	NR		NR	
E1 - E4	NA		NA	NA	NA	NA	NA		NA	
E5 - E9	0	±1	NR	NR	NR	NR	NR		NR	
Officers	NA		NA	NA	NA	NA	NA		NA	
O1 - O3	NA		NA	NA	NA	NA	NA		NA	
O4 - O6	NA		NA	NA	NA	NA	NA		NA	
Reserve Unit	0	±1	NR	NR	NR	NR	NR		NR	
AGR/FTS/AR	NA		NA	NA	NA	NA	NA		NA	
IMA	NA		NA	NA	NA	NA	NA		NA	
Non-Hispanic White	NA		NA	NA	NA	NA	NA		NA	
Total Minority	0	±1	NR	NR	NR	NR	NR		NR	
ARNG	0	±1	NR	NR	NR	NR	NR		NR	
Enlisted	0	±1	NR	NR	NR	NR	NR		NR	
Officers	NA		NA	NA	NA	NA	NA		NA	
USAR	NA		NA	NA	NA	NA	NA		NA	
Enlisted	NA		NA	NA	NA	NA	NA		NA	
Officers	NA		NA	NA	NA	NA	NA		NA	
USNR	NA		NA	NA	NA	NA	NA		NA	
Enlisted	NA		NA	NA	NA	NA	NA		NA	
Officers	NA		NA	NA	NA	NA	NA		NA	
USMCR	0	±1	NR	NR	NR	NR	NR		NR	
Enlisted	0	±1	NR	NR	NR	NR	NR		NR	
Officers	NA		NA	NA	NA	NA	NA		NA	
ANG	NA		NA	NA	NA	NA	NA		NA	
Enlisted	NA		NA	NA	NA	NA	NA		NA	
Officers	NA		NA	NA	NA	NA	NA		NA	
USAFR	NA		NA	NA	NA	NA	NA		NA	
Enlisted	NA		NA	NA	NA	NA	NA		NA	
Officers	NA		NA	NA	NA	NA	NA		NA	
USCGR	NA		NA	NA	NA	NA	NA		NA	
Enlisted	NA		NA	NA	NA	NA	NA		NA	
E1 - E4	NA		NA	NA	NA	NA	NA		NA	
E5 - E9	NA		NA	NA	NA	NA	NA		NA	
Officers	NA		NA	NA	NA	NA	NA		NA	
O1 - O3	NA		NA	NA	NA	NA	NA		NA	
O4 - O6	NA		NA	NA	NA	NA	NA		NA	
Females	NA		NA	NA	NA	NA	NA		NA	
Enlisted	NA		NA	NA	NA	NA	NA		NA	
Officers	NA		NA	NA	NA	NA	NA		NA	
Males	NA		NA	NA	NA	NA	NA		NA	
Enlisted	NA		NA	NA	NA	NA	NA		NA	
Officers	NA		NA	NA	NA	NA	NA		NA	

NR: Not reportable

NA: Not applicable

93. How satisfied have you been with...

e. How well you were/are kept informed about the progress of your case?

1. Very dissatisfied
4. Satisfied

2. Dissatisfied
5. Very satisfied

3. Neither satisfied nor dissatisfied

	Percent Responding		Percentages					Max ME	Average Satisfaction		
			1	2	3	4	5				
TOTAL DOD	0	±1	32	9	28	11	20	±22	2.8	±0.6	
ARNG	0	±1	NR	NR	NR	NR	NR		NR		
USAR	0	±1	NR	NR	NR	NR	NR		NR		
USNR	0	±1	NR	NR	NR	NR	NR		NR		
USMCR	0	±1	NR	NR	NR	NR	NR		NR		
ANG	0	±1	NR	NR	NR	NR	NR		NR		
USAFR	0	±1	NR	NR	NR	NR	NR		NR		
Enlisted	0	±1	22	NR	34	13	21	±24	3.0	±0.7	
E1 – E4	0	±1	NR	NR	NR	NR	NR		NR		
E1 – E3	0	±1	NR	NR	NR	NR	NR		NR		
E4	0	±1	NR	NR	NR	NR	NR		NR		
E5 – E9	0	±1	NR	NR	NR	NR	NR		NR		
E5 – E7	0	±1	NR	NR	NR	NR	NR		NR		
E8 – E9	NA		NA	NA	NA	NA	NA		NA		
Officers	0	±1	NR	NR	NR	NR	NR		NR		
O1 – O3	0	±1	NR	NR	NR	NR	NR		NR		
O4 – O6	0	±1	NR	NR	NR	NR	NR		NR		
W1 – W5	NA		NA	NA	NA	NA	NA		NA		
Reserve Unit	0	±1	31	9	30	9	21	±22	2.8	±0.7	
AGR/FTS/AR	0	±1	NR	NR	NR	NR	NR		NR		
IMA	NA		NA	NA	NA	NA	NA		NA		
Not Activated Past 12 Months	0	±1	28	NR	NR	NR	27	±25	3.0	±0.8	
Activated Past 12 Months	0	±1	NR	NR	NR	NR	NR		NR		
Not Deployed Past 12 Months	0	±1	34	NR	23	10	25	±24	2.9	±0.8	
Deployed Past 12 Months	0	±1	NR	NR	NR	NR	NR		NR		
Non-Hispanic White	0	±1	NR	NR	NR	NR	NR		NR		
Total Minority	0	±1	NR	NR	NR	NR	NR		NR		
Non-Hispanic Black	0	±1	NR	NR	NR	NR	NR		NR		
Hispanic	0	±1	NR	NR	NR	NR	NR		NR		
FEMALES	0	±1	34	9	24	11	22	±23	2.8	±0.7	
Enlisted	0	±1	24	NR	29	14	23	±25	3.0	±0.7	
E1 – E4	1	±1	NR	NR	NR	NR	NR		NR		
E5 – E9	0	±1	NR	NR	NR	NR	NR		NR		
Officers	1	±1	NR	NR	NR	NR	NR		NR		
O1 – O3	1	±1	NR	NR	NR	NR	NR		NR		
O4 – O6	1	±1	NR	NR	NR	NR	NR		NR		
Reserve Unit	0	±1	33	10	25	9	23	±23	2.8	±0.7	
AGR/FTS/AR	0	±1	NR	NR	NR	NR	NR		NR		
IMA	NA		NA	NA	NA	NA	NA		NA		
Non-Hispanic White	0	±1	NR	NR	NR	NR	NR		NR		
Total Minority	0	±1	NR	NR	NR	NR	NR		NR		
ARNG	1	±1	NR	NR	NR	NR	NR		NR		
Enlisted	1	±1	NR	NR	NR	NR	NR		NR		
Officers	2	±2	NR	NR	NR	NR	NR		NR		
USAR	0	±1	NR	NR	NR	NR	NR		NR		
Enlisted	0	±1	NR	NR	NR	NR	NR		NR		
Officers	0	±1	NR	NR	NR	NR	NR		NR		

Note. Percent responding are Reserve members who answered the question, who experienced unwanted sexual contact (Q73), and who reported the situation to a military authority (Q88). Respondents who indicated "Does not apply" are excluded from this analysis.

NR: Not reportable

NA: Not applicable

2012 Workplace and Gender Relations Survey of Reserve Component Members

93e. Continued	Percent Responding		Percentages					Max ME	Average Satisfaction	
			1	2	3	4	5			
USNR	0	±1	NR	NR	NR	NR	NR		NR	
Enlisted	0	±1	NR	NR	NR	NR	NR		NR	
Officers	0	±1	NR	NR	NR	NR	NR		NR	
USMCR	1	±2	NR	NR	NR	NR	NR		NR	
Enlisted	1	±2	NR	NR	NR	NR	NR		NR	
Officers	NA		NA	NA	NA	NA	NA		NA	
ANG	0	±1	NR	NR	NR	NR	NR		NR	
Enlisted	0	±1	NR	NR	NR	NR	NR		NR	
Officers	NA		NA	NA	NA	NA	NA		NA	
USAFR	1	±1	NR	NR	NR	NR	NR		NR	
Enlisted	1	±1	NR	NR	NR	NR	NR		NR	
Officers	NA		NA	NA	NA	NA	NA		NA	
MALES	0	±1	NR	NR	NR	NR	NR		NR	
Enlisted	0	±1	NR	NR	NR	NR	NR		NR	
E1 - E4	NA		NA	NA	NA	NA	NA		NA	
E5 - E9	0	±1	NR	NR	NR	NR	NR		NR	
Officers	NA		NA	NA	NA	NA	NA		NA	
O1 - O3	NA		NA	NA	NA	NA	NA		NA	
O4 - O6	NA		NA	NA	NA	NA	NA		NA	
Reserve Unit	0	±1	NR	NR	NR	NR	NR		NR	
AGR/FTS/AR	NA		NA	NA	NA	NA	NA		NA	
IMA	NA		NA	NA	NA	NA	NA		NA	
Non-Hispanic White	NA		NA	NA	NA	NA	NA		NA	
Total Minority	0	±1	NR	NR	NR	NR	NR		NR	
ARNG	NA		NA	NA	NA	NA	NA		NA	
Enlisted	NA		NA	NA	NA	NA	NA		NA	
Officers	NA		NA	NA	NA	NA	NA		NA	
USAR	NA		NA	NA	NA	NA	NA		NA	
Enlisted	NA		NA	NA	NA	NA	NA		NA	
Officers	NA		NA	NA	NA	NA	NA		NA	
USNR	NA		NA	NA	NA	NA	NA		NA	
Enlisted	NA		NA	NA	NA	NA	NA		NA	
Officers	NA		NA	NA	NA	NA	NA		NA	
USMCR	0	±1	NR	NR	NR	NR	NR		NR	
Enlisted	0	±1	NR	NR	NR	NR	NR		NR	
Officers	NA		NA	NA	NA	NA	NA		NA	
ANG	NA		NA	NA	NA	NA	NA		NA	
Enlisted	NA		NA	NA	NA	NA	NA		NA	
Officers	NA		NA	NA	NA	NA	NA		NA	
USAFR	NA		NA	NA	NA	NA	NA		NA	
Enlisted	NA		NA	NA	NA	NA	NA		NA	
Officers	NA		NA	NA	NA	NA	NA		NA	
USCGR	NA		NA	NA	NA	NA	NA		NA	
Enlisted	NA		NA	NA	NA	NA	NA		NA	
E1 - E4	NA		NA	NA	NA	NA	NA		NA	
E5 - E9	NA		NA	NA	NA	NA	NA		NA	
Officers	NA		NA	NA	NA	NA	NA		NA	
O1 - O3	NA		NA	NA	NA	NA	NA		NA	
O4 - O6	NA		NA	NA	NA	NA	NA		NA	
Females	NA		NA	NA	NA	NA	NA		NA	
Enlisted	NA		NA	NA	NA	NA	NA		NA	
Officers	NA		NA	NA	NA	NA	NA		NA	
Males	NA		NA	NA	NA	NA	NA		NA	
Enlisted	NA		NA	NA	NA	NA	NA		NA	
Officers	NA		NA	NA	NA	NA	NA		NA	

NR: Not reportable

NA: Not applicable

93. How satisfied have you been with...

f. The Safe Helpline service you received?

1. Very dissatisfied
4. Satisfied

2. Dissatisfied
5. Very satisfied

3. Neither satisfied nor dissatisfied

	Percent Responding		Percentages					Max ME	Average Satisfaction		
			1	2	3	4	5				
TOTAL DOD	0	±1	8	0°	NR	NR	NR	±21	NR		
ARNG	0	±1	NR	0°	NR	NR	NR	±0	NR		
USAR	0	±1	NR	0°	NR	NR	NR		NR		
USNR	0	±1	NR	0°	NR	NR	NR		NR		
USMCR	0	±1	NR	0°	NR	NR	NR		NR		
ANG	0	±1	NR	0°	NR	NR	NR		NR		
USAFR	0	±1	NR	0°	NR	NR	NR		NR		
Enlisted	0	±1	NR	0°	NR	NR	NR	±0	NR		
E1 – E4	0	±1	NR	0°	NR	NR	NR	±0	NR		
E1 – E3	0	±1	NR	0°	NR	NR	NR		NR		
E4	0	±1	NR	0°	NR	NR	NR		NR		
E5 – E9	0	±1	NR	0°	NR	NR	NR	±0	NR		
E5 – E7	0	±1	NR	0°	NR	NR	NR	±0	NR		
E8 – E9	NA		NA	NA	NA	NA	NA		NA		
Officers	0	±1	NR	0°	NR	NR	NR		NR		
O1 – O3	0	±1	NR	0°	NR	NR	NR		NR		
O4 – O6	0	±1	NR	0°	NR	NR	NR		NR		
W1 – W5	NA		NA	NA	NA	NA	NA		NA		
Reserve Unit	0	±1	8	0°	NR	NR	NR	±22	NR		
AGR/FTS/AR	0	±1	NR	0°	NR	NR	NR		NR		
IMA	NA		NA	NA	NA	NA	NA		NA		
Not Activated Past 12 Months	0	±1	4	0°	NR	NR	NR	±18	NR		
Activated Past 12 Months	0	±1	NR	0°	NR	NR	NR		NR		
Not Deployed Past 12 Months	0	±1	NR	0°	NR	NR	NR	±0	NR		
Deployed Past 12 Months	0	±1	NR	0°	NR	NR	NR		NR		
Non-Hispanic White	0	±1	NR	0°	NR	NR	NR	±0	NR		
Total Minority	0	±1	NR	0°	NR	NR	NR	±0	NR		
Non-Hispanic Black	0	±1	NR	0°	NR	NR	NR		NR		
Hispanic	0	±1	NR	0°	NR	NR	NR		NR		
FEMALES	0	±1	9	0°	NR	NR	NR	±23	NR		
Enlisted	0	±1	NR	0°	NR	NR	NR	±0	NR		
E1 – E4	0	±1	NR	0°	NR	NR	NR	±0	NR		
E5 – E9	0	±1	NR	0°	NR	NR	NR		NR		
Officers	0	±1	NR	0°	NR	NR	NR		NR		
O1 – O3	0	±1	NR	0°	NR	NR	NR		NR		
O4 – O6	0	±1	NR	0°	NR	NR	NR		NR		
Reserve Unit	0	±1	NR	0°	NR	NR	NR	±0	NR		
AGR/FTS/AR	0	±1	NR	0°	NR	NR	NR		NR		
IMA	NA		NA	NA	NA	NA	NA		NA		
Non-Hispanic White	0	±1	NR	0°	NR	NR	NR	±0	NR		
Total Minority	0	±1	NR	0°	NR	NR	NR	±0	NR		
ARNG	0	±1	NR	0°	NR	NR	NR	±0	NR		
Enlisted	0	±1	NR	0°	NR	NR	NR		NR		
Officers	0	±1	NR	0°	NR	NR	NR		NR		
USAR	0	±1	NR	0°	NR	NR	NR		NR		
Enlisted	0	±1	NR	0°	NR	NR	NR		NR		
Officers	0	±1	NR	0°	NR	NR	NR		NR		

Note. Percent responding are Reserve members who answered the question, who experienced unwanted sexual contact (Q73), and who reported the situation to a military authority (Q88). Respondents who indicated "Does not apply" are excluded from this analysis.

NR: Not reportable

° Response option never endorsed.

NA: Not applicable

2012 Workplace and Gender Relations Survey of Reserve Component Members

93f. Continued	Percent Responding		Percentages					Max ME	Average Satisfaction	
			1	2	3	4	5			
USNR	0	±1	NR	0°	NR	NR	NR		NR	
Enlisted	NA		NA	NA	NA	NA	NA		NA	
Officers	0	±1	NR	0°	NR	NR	NR		NR	
USMCR	1	±2	NR	0°	NR	NR	NR		NR	
Enlisted	1	±2	NR	0°	NR	NR	NR		NR	
Officers	NA		NA	NA	NA	NA	NA		NA	
ANG	0	±1	NR	0°	NR	NR	NR		NR	
Enlisted	0	±1	NR	0°	NR	NR	NR		NR	
Officers	NA		NA	NA	NA	NA	NA		NA	
USAFR	0	±1	NR	0°	NR	NR	NR		NR	
Enlisted	0	±1	NR	0°	NR	NR	NR		NR	
Officers	NA		NA	NA	NA	NA	NA		NA	
MALES	0	±1	NR	0°	NR	NR	NR		NR	
Enlisted	0	±1	NR	0°	NR	NR	NR		NR	
E1 - E4	NA		NA	NA	NA	NA	NA		NA	
E5 - E9	0	±1	NR	0°	NR	NR	NR		NR	
Officers	NA		NA	NA	NA	NA	NA		NA	
O1 - O3	NA		NA	NA	NA	NA	NA		NA	
O4 - O6	NA		NA	NA	NA	NA	NA		NA	
Reserve Unit	0	±1	NR	0°	NR	NR	NR		NR	
AGR/FTS/AR	NA		NA	NA	NA	NA	NA		NA	
IMA	NA		NA	NA	NA	NA	NA		NA	
Non-Hispanic White	NA		NA	NA	NA	NA	NA		NA	
Total Minority	0	±1	NR	0°	NR	NR	NR		NR	
ARNG	NA		NA	NA	NA	NA	NA		NA	
Enlisted	NA		NA	NA	NA	NA	NA		NA	
Officers	NA		NA	NA	NA	NA	NA		NA	
USAR	NA		NA	NA	NA	NA	NA		NA	
Enlisted	NA		NA	NA	NA	NA	NA		NA	
Officers	NA		NA	NA	NA	NA	NA		NA	
USNR	NA		NA	NA	NA	NA	NA		NA	
Enlisted	NA		NA	NA	NA	NA	NA		NA	
Officers	NA		NA	NA	NA	NA	NA		NA	
USMCR	0	±1	NR	0°	NR	NR	NR		NR	
Enlisted	0	±1	NR	0°	NR	NR	NR		NR	
Officers	NA		NA	NA	NA	NA	NA		NA	
ANG	NA		NA	NA	NA	NA	NA		NA	
Enlisted	NA		NA	NA	NA	NA	NA		NA	
Officers	NA		NA	NA	NA	NA	NA		NA	
USAFR	NA		NA	NA	NA	NA	NA		NA	
Enlisted	NA		NA	NA	NA	NA	NA		NA	
Officers	NA		NA	NA	NA	NA	NA		NA	
USCGR	NA		NA	NA	NA	NA	NA		NA	
Enlisted	NA		NA	NA	NA	NA	NA		NA	
E1 - E4	NA		NA	NA	NA	NA	NA		NA	
E5 - E9	NA		NA	NA	NA	NA	NA		NA	
Officers	NA		NA	NA	NA	NA	NA		NA	
O1 - O3	NA		NA	NA	NA	NA	NA		NA	
O4 - O6	NA		NA	NA	NA	NA	NA		NA	
Females	NA		NA	NA	NA	NA	NA		NA	
Enlisted	NA		NA	NA	NA	NA	NA		NA	
Officers	NA		NA	NA	NA	NA	NA		NA	
Males	NA		NA	NA	NA	NA	NA		NA	
Enlisted	NA		NA	NA	NA	NA	NA		NA	
Officers	NA		NA	NA	NA	NA	NA		NA	

NR: Not reportable

° Response option never endorsed.

NA: Not applicable

93. How satisfied have you been with...

g. The reporting process overall?

1. Very dissatisfied
4. Satisfied

2. Dissatisfied
5. Very satisfied

3. Neither satisfied nor dissatisfied

	Percent Responding		Percentages					Max ME	Average Satisfaction		
			1	2	3	4	5				
TOTAL DOD	0	±1	18	10	21	18	NR	±21	3.4	±0.7	
ARNG	0	±1	NR	NR	NR	NR	NR		NR		
USAR	0	±1	NR	NR	NR	NR	NR		NR		
USNR	0	±1	NR	NR	NR	NR	NR		NR		
USMCR	0	±1	NR	NR	NR	NR	NR		NR		
ANG	0	±1	NR	NR	NR	NR	NR		NR		
USAFR	0	±1	NR	NR	NR	NR	NR		NR		
Enlisted	0	±1	14	NR	24	21	NR	±23	3.6	±0.7	
E1 – E4	0	±1	NR	NR	NR	NR	NR		NR		
E1 – E3	0	±1	NR	NR	NR	NR	NR		NR		
E4	0	±1	NR	NR	NR	NR	NR		NR		
E5 – E9	0	±1	NR	NR	NR	NR	NR		NR		
E5 – E7	0	±1	NR	NR	NR	NR	NR		NR		
E8 – E9	NA		NA	NA	NA	NA	NA		NA		
Officers	0	±1	NR	NR	NR	NR	NR		NR		
O1 – O3	0	±1	NR	NR	NR	NR	NR		NR		
O4 – O6	0	±1	NR	NR	NR	NR	NR		NR		
W1 – W5	NA		NA	NA	NA	NA	NA		NA		
Reserve Unit	0	±1	19	8	22	17	NR	±22	3.4	±0.7	
AGR/FTS/AR	0	±1	NR	NR	NR	NR	NR		NR		
IMA	NA		NA	NA	NA	NA	NA		NA		
Not Activated Past 12 Months	0	±1	19	NR	NR	21	29	±24	3.3	±0.7	
Activated Past 12 Months	0	±1	NR	NR	NR	NR	NR		NR		
Not Deployed Past 12 Months	0	±1	25	9	15	23	28	±25	3.2	±0.7	
Deployed Past 12 Months	0	±1	NR	NR	NR	NR	NR		NR		
Non-Hispanic White	0	±1	NR	NR	3	NR	NR	±14	3.5	±0.8	
Total Minority	0	±1	NR	NR	NR	NR	NR		NR		
Non-Hispanic Black	0	±1	NR	NR	NR	NR	NR		NR		
Hispanic	0	±1	NR	NR	NR	NR	NR		NR		
FEMALES	1	±1	22	12	20	22	24	±22	3.1	±0.6	
Enlisted	0	±1	18	NR	23	26	25	±24	3.3	±0.7	
E1 – E4	1	±1	NR	NR	NR	NR	NR		NR		
E5 – E9	0	±1	NR	NR	NR	NR	NR		NR		
Officers	1	±1	NR	NR	NR	NR	NR		NR		
O1 – O3	1	±1	NR	NR	NR	NR	NR		NR		
O4 – O6	1	±1	NR	NR	NR	NR	NR		NR		
Reserve Unit	1	±1	23	10	21	21	25	±22	3.2	±0.6	
AGR/FTS/AR	0	±1	NR	NR	NR	NR	NR		NR		
IMA	NA		NA	NA	NA	NA	NA		NA		
Non-Hispanic White	1	±1	NR	NR	3	NR	NR	±14	3.5	±0.8	
Total Minority	0	±1	NR	NR	NR	NR	NR		NR		
ARNG	1	±1	NR	NR	NR	NR	NR		NR		
Enlisted	1	±1	NR	NR	NR	NR	NR		NR		
Officers	2	±2	NR	NR	NR	NR	NR		NR		
USAR	0	±1	NR	NR	NR	NR	NR		NR		
Enlisted	0	±1	NR	NR	NR	NR	NR		NR		
Officers	0	±1	NR	NR	NR	NR	NR		NR		

Note. Percent responding are Reserve members who answered the question, who experienced unwanted sexual contact (Q73), and who reported the situation to a military authority (Q88). Respondents who indicated "Does not apply" are excluded from this analysis.

NR: Not reportable

NA: Not applicable

2012 Workplace and Gender Relations Survey of Reserve Component Members

93g. Continued	Percent Responding		Percentages					Max ME	Average Satisfaction	
			1	2	3	4	5			
USNR	0	±1	NR	NR	NR	NR	NR		NR	
Enlisted	0	±1	NR	NR	NR	NR	NR		NR	
Officers	0	±1	NR	NR	NR	NR	NR		NR	
USMCR	1	±2	NR	NR	NR	NR	NR		NR	
Enlisted	1	±2	NR	NR	NR	NR	NR		NR	
Officers	NA		NA	NA	NA	NA	NA		NA	
ANG	0	±1	NR	NR	NR	NR	NR		NR	
Enlisted	0	±1	NR	NR	NR	NR	NR		NR	
Officers	NA		NA	NA	NA	NA	NA		NA	
USAFR	1	±1	NR	NR	NR	NR	NR		NR	
Enlisted	1	±1	NR	NR	NR	NR	NR		NR	
Officers	NA		NA	NA	NA	NA	NA		NA	
MALES	0	±1	NR	NR	NR	NR	NR		NR	
Enlisted	0	±1	NR	NR	NR	NR	NR		NR	
E1 - E4	NA		NA	NA	NA	NA	NA		NA	
E5 - E9	0	±1	NR	NR	NR	NR	NR		NR	
Officers	NA		NA	NA	NA	NA	NA		NA	
O1 - O3	NA		NA	NA	NA	NA	NA		NA	
O4 - O6	NA		NA	NA	NA	NA	NA		NA	
Reserve Unit	0	±1	NR	NR	NR	NR	NR		NR	
AGR/FTS/AR	NA		NA	NA	NA	NA	NA		NA	
IMA	NA		NA	NA	NA	NA	NA		NA	
Non-Hispanic White	NA		NA	NA	NA	NA	NA		NA	
Total Minority	0	±1	NR	NR	NR	NR	NR		NR	
ARNG	0	±1	NR	NR	NR	NR	NR		NR	
Enlisted	0	±1	NR	NR	NR	NR	NR		NR	
Officers	NA		NA	NA	NA	NA	NA		NA	
USAR	NA		NA	NA	NA	NA	NA		NA	
Enlisted	NA		NA	NA	NA	NA	NA		NA	
Officers	NA		NA	NA	NA	NA	NA		NA	
USNR	NA		NA	NA	NA	NA	NA		NA	
Enlisted	NA		NA	NA	NA	NA	NA		NA	
Officers	NA		NA	NA	NA	NA	NA		NA	
USMCR	0	±1	NR	NR	NR	NR	NR		NR	
Enlisted	0	±1	NR	NR	NR	NR	NR		NR	
Officers	NA		NA	NA	NA	NA	NA		NA	
ANG	NA		NA	NA	NA	NA	NA		NA	
Enlisted	NA		NA	NA	NA	NA	NA		NA	
Officers	NA		NA	NA	NA	NA	NA		NA	
USAFR	NA		NA	NA	NA	NA	NA		NA	
Enlisted	NA		NA	NA	NA	NA	NA		NA	
Officers	NA		NA	NA	NA	NA	NA		NA	
USCGR	NA		NA	NA	NA	NA	NA		NA	
Enlisted	NA		NA	NA	NA	NA	NA		NA	
E1 - E4	NA		NA	NA	NA	NA	NA		NA	
E5 - E9	NA		NA	NA	NA	NA	NA		NA	
Officers	NA		NA	NA	NA	NA	NA		NA	
O1 - O3	NA		NA	NA	NA	NA	NA		NA	
O4 - O6	NA		NA	NA	NA	NA	NA		NA	
Females	NA		NA	NA	NA	NA	NA		NA	
Enlisted	NA		NA	NA	NA	NA	NA		NA	
Officers	NA		NA	NA	NA	NA	NA		NA	
Males	NA		NA	NA	NA	NA	NA		NA	
Enlisted	NA		NA	NA	NA	NA	NA		NA	
Officers	NA		NA	NA	NA	NA	NA		NA	

NR: Not reportable

NA: Not applicable

94. When you reported the situation were you offered...

- a. Sexual assault advocacy services (e.g., referrals or offers to accompany/transport you to appointments)?
 b. Counseling services?
 c. Medical or forensic services?
 d. Legal services?
 e. Chaplain services?

	Percent Responding		Percentages					Max ME
			a	b	c	d	e	
TOTAL DOD	0	±1	46	NR	36	42	44	±21
ARNG	0	±1	NR	NR	NR	NR	NR	
USAR	0	±1	NR	NR	NR	NR	NR	
USNR	0	±1	NR	NR	NR	NR	NR	
USMCR	0	±1	NR	NR	NR	NR	NR	
ANG	0	±1	NR	NR	NR	NR	NR	
USAFR	0	±1	NR	NR	NR	NR	NR	
Enlisted	0	±1	NR	NR	38	NR	NR	±23
E1 – E4	0	±1	NR	NR	NR	NR	NR	
E1 – E3	0	±1	NR	NR	NR	NR	NR	
E4	0	±1	NR	NR	NR	NR	NR	
E5 – E9	0	±1	NR	NR	NR	NR	NR	
E5 – E7	0	±1	NR	NR	NR	NR	NR	
E8 – E9	NA		NA	NA	NA	NA	NA	
Officers	0	±1	NR	NR	NR	NR	NR	
O1 – O3	0	±1	NR	NR	NR	NR	NR	
O4 – O6	0	±1	NR	NR	NR	NR	NR	
W1 – W5	NA		NA	NA	NA	NA	NA	
Reserve Unit	0	±1	NR	NR	33	41	43	±21
AGR/FTS/AR	0	±1	NR	NR	NR	NR	NR	
IMA	NA		NA	NA	NA	NA	NA	
Not Activated Past 12 Months	0	±1	NR	69	NR	NR	NR	±23
Activated Past 12 Months	0	±1	NR	NR	NR	NR	NR	
Not Deployed Past 12 Months	0	±1	NR	63	36	45	47	±22
Deployed Past 12 Months	0	±1	NR	NR	NR	NR	NR	
Non-Hispanic White	0	±1	NR	NR	NR	NR	NR	
Total Minority	0	±1	NR	NR	NR	NR	NR	
Non-Hispanic Black	0	±1	NR	NR	NR	NR	NR	
Hispanic	0	±1	NR	NR	NR	NR	NR	
FEMALES	1	±1	50	61	38	45	48	±20
Enlisted	1	±1	NR	67	42	NR	NR	±22
E1 – E4	1	±1	NR	NR	NR	NR	NR	
E5 – E9	0	±1	NR	NR	NR	NR	NR	
Officers	1	±1	NR	NR	NR	NR	NR	
O1 – O3	1	±1	NR	NR	NR	NR	NR	
O4 – O6	1	±1	NR	NR	NR	NR	NR	
Reserve Unit	1	±1	50	60	35	45	47	±21
AGR/FTS/AR	0	±1	NR	NR	NR	NR	NR	
IMA	NA		NA	NA	NA	NA	NA	
Non-Hispanic White	1	±1	NR	NR	NR	NR	NR	
Total Minority	1	±1	NR	NR	NR	NR	NR	
ARNG	1	±1	NR	NR	NR	NR	NR	
Enlisted	1	±1	NR	NR	NR	NR	NR	
Officers	2	±2	NR	NR	NR	NR	NR	
USAR	0	±1	NR	NR	NR	NR	NR	
Enlisted	0	±1	NR	NR	NR	NR	NR	
Officers	0	±1	NR	NR	NR	NR	NR	

Note. Percent responding are Reserve members who answered the question, who experienced unwanted sexual contact (Q73), and who reported the situation to a military authority (Q88).

NR: Not reportable

NA: Not applicable

2012 Workplace and Gender Relations Survey of Reserve Component Members

94. Continued	Percent Responding		Percentages					Max ME
			a	b	c	d	e	
USNR	0	±1	NR	NR	NR	NR	NR	
Enlisted	0	±1	NR	NR	NR	NR	NR	
Officers	0	±1	NR	NR	NR	NR	NR	
USMCR	1	±2	NR	NR	NR	NR	NR	
Enlisted	1	±2	NR	NR	NR	NR	NR	
Officers	NA		NA	NA	NA	NA	NA	
ANG	0	±1	NR	NR	NR	NR	NR	
Enlisted	0	±1	NR	NR	NR	NR	NR	
Officers	NA		NA	NA	NA	NA	NA	
USAFR	1	±1	NR	NR	NR	NR	NR	
Enlisted	1	±1	NR	NR	NR	NR	NR	
Officers	NA		NA	NA	NA	NA	NA	
MALES	0	±1	NR	NR	NR	NR	NR	
Enlisted	0	±1	NR	NR	NR	NR	NR	
E1 - E4	NA		NA	NA	NA	NA	NA	
E5 - E9	0	±1	NR	NR	NR	NR	NR	
Officers	NA		NA	NA	NA	NA	NA	
O1 - O3	NA		NA	NA	NA	NA	NA	
O4 - O6	NA		NA	NA	NA	NA	NA	
Reserve Unit	0	±1	NR	NR	NR	NR	NR	
AGR/FTS/AR	NA		NA	NA	NA	NA	NA	
IMA	NA		NA	NA	NA	NA	NA	
Non-Hispanic White	NA		NA	NA	NA	NA	NA	
Total Minority	0	±1	NR	NR	NR	NR	NR	
ARNG	0	±1	NR	NR	NR	NR	NR	
Enlisted	0	±1	NR	NR	NR	NR	NR	
Officers	NA		NA	NA	NA	NA	NA	
USAR	NA		NA	NA	NA	NA	NA	
Enlisted	NA		NA	NA	NA	NA	NA	
Officers	NA		NA	NA	NA	NA	NA	
USNR	NA		NA	NA	NA	NA	NA	
Enlisted	NA		NA	NA	NA	NA	NA	
Officers	NA		NA	NA	NA	NA	NA	
USMCR	0	±1	NR	NR	NR	NR	NR	
Enlisted	0	±1	NR	NR	NR	NR	NR	
Officers	NA		NA	NA	NA	NA	NA	
ANG	NA		NA	NA	NA	NA	NA	
Enlisted	NA		NA	NA	NA	NA	NA	
Officers	NA		NA	NA	NA	NA	NA	
USAFR	NA		NA	NA	NA	NA	NA	
Enlisted	NA		NA	NA	NA	NA	NA	
Officers	NA		NA	NA	NA	NA	NA	
USCGR	NA		NA	NA	NA	NA	NA	
Enlisted	NA		NA	NA	NA	NA	NA	
E1 - E4	NA		NA	NA	NA	NA	NA	
E5 - E9	NA		NA	NA	NA	NA	NA	
Officers	NA		NA	NA	NA	NA	NA	
O1 - O3	NA		NA	NA	NA	NA	NA	
O4 - O6	NA		NA	NA	NA	NA	NA	
Females	NA		NA	NA	NA	NA	NA	
Enlisted	NA		NA	NA	NA	NA	NA	
Officers	NA		NA	NA	NA	NA	NA	
Males	NA		NA	NA	NA	NA	NA	
Enlisted	NA		NA	NA	NA	NA	NA	
Officers	NA		NA	NA	NA	NA	NA	

NR: Not reportable

NA: Not applicable

95. What were your reasons for reporting the situation to any National Guard/Reserve/DoD/DHS individuals or organizations? {Subitems a-g}

- a. Prevent the offender from continuing in the military.
- b. Stop the offender from hurting you again.
- c. Stop the offender from hurting others.
- d. Seek justice.
- e. It was the right thing to do.
- f. Seek help dealing with an emotional incident.
- g. Punish the offender.

	Percent Responding		Percentages							Max ME
			a	b	c	d	e	f	g	
TOTAL DOD	0	±1	29	NR	NR	NR	NR	84	41	±21
ARNG	0	±1	NR	NR	NR	NR	NR	NR	NR	
USAR	0	±1	NR	NR	NR	NR	NR	NR	NR	
USNR	0	±1	NR	NR	NR	NR	NR	NR	NR	
USMCR	0	±1	NR	NR	NR	NR	NR	NR	NR	
ANG	0	±1	NR	NR	NR	NR	NR	NR	NR	
USAFR	0	±1	NR	NR	NR	NR	NR	NR	NR	
Enlisted	0	±1	25	NR	NR	NR	NR	82	32	±22
E1 – E4	0	±1	NR	NR	NR	NR	NR	NR	NR	
E1 – E3	0	±1	NR	NR	NR	NR	NR	NR	NR	
E4	0	±1	NR	NR	NR	NR	NR	NR	NR	
E5 – E9	0	±1	NR	NR	NR	NR	NR	NR	NR	
E5 – E7	0	±1	NR	NR	NR	NR	NR	NR	NR	
E8 – E9	NA		NA	NA	NA	NA	NA	NA	NA	
Officers	0	±1	NR	NR	NR	NR	NR	NR	NR	
O1 – O3	0	±1	NR	NR	NR	NR	NR	NR	NR	
O4 – O6	0	±1	NR	NR	NR	NR	NR	NR	NR	
W1 – W5	NA		NA	NA	NA	NA	NA	NA	NA	
Reserve Unit	0	±1	28	NR	NR	NR	NR	83	41	±21
AGR/FTS/AR	0	±1	NR	NR	NR	NR	NR	NR	NR	
IMA	NA		NA	NA	NA	NA	NA	NA	NA	
Not Activated Past 12 Months	0	±1	29	84	NR	78	NR	85	NR	±25
Activated Past 12 Months	0	±1	NR	NR	NR	NR	NR	NR	NR	
Not Deployed Past 12 Months	0	±1	27	85	NR	75	NR	77	39	±23
Deployed Past 12 Months	0	±1	NR	NR	NR	NR	NR	NR	NR	
Non-Hispanic White	0	±1	NR	NR	NR	NR	NR	NR	NR	
Total Minority	0	±1	NR	NR	NR	NR	NR	NR	NR	
Non-Hispanic Black	0	±1	NR	NR	NR	NR	NR	NR	NR	
Hispanic	0	±1	NR	NR	NR	NR	NR	NR	NR	
FEMALES	1	±1	30	87	90	76	NR	80	44	±22
Enlisted	1	±1	25	NR	NR	72	NR	77	34	±23
E1 – E4	1	±1	NR	NR	NR	NR	NR	NR	NR	
E5 – E9	0	±1	NR	NR	NR	NR	NR	NR	NR	
Officers	1	±1	NR	NR	NR	NR	NR	NR	NR	
O1 – O3	1	±1	NR	NR	NR	NR	NR	NR	NR	
O4 – O6	1	±1	NR	NR	NR	NR	NR	NR	NR	
Reserve Unit	1	±1	29	86	89	77	NR	79	44	±23
AGR/FTS/AR	0	±1	NR	NR	NR	NR	NR	NR	NR	
IMA	NA		NA	NA	NA	NA	NA	NA	NA	
Non-Hispanic White	1	±1	NR	NR	NR	NR	NR	NR	NR	
Total Minority	1	±1	NR	NR	NR	NR	NR	NR	NR	
ARNG	1	±1	NR	NR	NR	NR	NR	NR	NR	
Enlisted	1	±1	NR	NR	NR	NR	NR	NR	NR	
Officers	2	±2	NR	NR	NR	NR	NR	NR	NR	
USAR	0	±1	NR	NR	NR	NR	NR	NR	NR	
Enlisted	0	±1	NR	NR	NR	NR	NR	NR	NR	
Officers	0	±1	NR	NR	NR	NR	NR	NR	NR	

Note. Percent responding are Reserve members who answered the question, who experienced unwanted sexual contact (Q73), and who reported the situation to a military authority (Q88).
 NR: Not reportable

NA: Not applicable

2012 Workplace and Gender Relations Survey of Reserve Component Members

95. Continued	Percent Responding		Percentages							Max ME
			a	b	c	d	e	f	g	
USNR	0	±1	NR	NR	NR	NR	NR	NR	NR	
Enlisted	0	±1	NR	NR	NR	NR	NR	NR	NR	
Officers	0	±1	NR	NR	NR	NR	NR	NR	NR	
USMCR	NA		NA	NA	NA	NA	NA	NA	NA	
Enlisted	NA		NA	NA	NA	NA	NA	NA	NA	
Officers	NA		NA	NA	NA	NA	NA	NA	NA	
ANG	0	±1	NR	NR	NR	NR	NR	NR	NR	
Enlisted	0	±1	NR	NR	NR	NR	NR	NR	NR	
Officers	NA		NA	NA	NA	NA	NA	NA	NA	
USAFR	1	±1	NR	NR	NR	NR	NR	NR	NR	
Enlisted	1	±1	NR	NR	NR	NR	NR	NR	NR	
Officers	NA		NA	NA	NA	NA	NA	NA	NA	
MALES	0	±1	NR	NR	NR	NR	NR	NR	NR	
Enlisted	0	±1	NR	NR	NR	NR	NR	NR	NR	
E1 - E4	NA		NA	NA	NA	NA	NA	NA	NA	
E5 - E9	0	±1	NR	NR	NR	NR	NR	NR	NR	
Officers	NA		NA	NA	NA	NA	NA	NA	NA	
O1 - O3	NA		NA	NA	NA	NA	NA	NA	NA	
O4 - O6	NA		NA	NA	NA	NA	NA	NA	NA	
Reserve Unit	0	±1	NR	NR	NR	NR	NR	NR	NR	
AGR/FTS/AR	NA		NA	NA	NA	NA	NA	NA	NA	
IMA	NA		NA	NA	NA	NA	NA	NA	NA	
Non-Hispanic White	NA		NA	NA	NA	NA	NA	NA	NA	
Total Minority	0	±1	NR	NR	NR	NR	NR	NR	NR	
ARNG	0	±1	NR	NR	NR	NR	NR	NR	NR	
Enlisted	0	±1	NR	NR	NR	NR	NR	NR	NR	
Officers	NA		NA	NA	NA	NA	NA	NA	NA	
USAR	NA		NA	NA	NA	NA	NA	NA	NA	
Enlisted	NA		NA	NA	NA	NA	NA	NA	NA	
Officers	NA		NA	NA	NA	NA	NA	NA	NA	
USNR	NA		NA	NA	NA	NA	NA	NA	NA	
Enlisted	NA		NA	NA	NA	NA	NA	NA	NA	
Officers	NA		NA	NA	NA	NA	NA	NA	NA	
USMCR	0	±1	NR	NR	NR	NR	NR	NR	NR	
Enlisted	0	±1	NR	NR	NR	NR	NR	NR	NR	
Officers	NA		NA	NA	NA	NA	NA	NA	NA	
ANG	NA		NA	NA	NA	NA	NA	NA	NA	
Enlisted	NA		NA	NA	NA	NA	NA	NA	NA	
Officers	NA		NA	NA	NA	NA	NA	NA	NA	
USAFR	NA		NA	NA	NA	NA	NA	NA	NA	
Enlisted	NA		NA	NA	NA	NA	NA	NA	NA	
Officers	NA		NA	NA	NA	NA	NA	NA	NA	
USCGR	NA		NA	NA	NA	NA	NA	NA	NA	
Enlisted	NA		NA	NA	NA	NA	NA	NA	NA	
E1 - E4	NA		NA	NA	NA	NA	NA	NA	NA	
E5 - E9	NA		NA	NA	NA	NA	NA	NA	NA	
Officers	NA		NA	NA	NA	NA	NA	NA	NA	
O1 - O3	NA		NA	NA	NA	NA	NA	NA	NA	
O4 - O6	NA		NA	NA	NA	NA	NA	NA	NA	
Females	NA		NA	NA	NA	NA	NA	NA	NA	
Enlisted	NA		NA	NA	NA	NA	NA	NA	NA	
Officers	NA		NA	NA	NA	NA	NA	NA	NA	
Males	NA		NA	NA	NA	NA	NA	NA	NA	
Enlisted	NA		NA	NA	NA	NA	NA	NA	NA	
Officers	NA		NA	NA	NA	NA	NA	NA	NA	

NR: Not reportable

NA: Not applicable

95. What were your reasons for reporting the situation to any National Guard/Reserve/DoD/DHS individuals or organizations? {Subitems h-n}

- h. Discourage other potential offenders.
- i. Identify a fellow military member who is acting inappropriately.
- j. Seek closure on the incident.
- k. Seek medical assistance.
- l. Seek mental health assistance.
- m. Stop rumors by coming forward.
- n. Other

	Percent Responding		Percentages							Max ME
			h	i	j	k	l	m	n	
TOTAL DOD	0	±1	85	73	90	27	NR	NR	21	±20
ARNG	0	±1	NR	NR	NR	NR	NR	NR	NR	
USAR	0	±1	NR	NR	NR	NR	NR	NR	NR	
USNR	0	±1	NR	NR	NR	NR	NR	NR	NR	
USMCR	0	±1	NR	NR	NR	NR	NR	NR	NR	
ANG	0	±1	NR	NR	NR	NR	NR	NR	NR	
USAFR	0	±1	NR	NR	NR	NR	NR	NR	NR	
Enlisted	0	±1	83	69	89	26	NR	NR	21	±23
E1 – E4	0	±1	NR	NR	NR	NR	NR	NR	NR	
E1 – E3	0	±1	NR	NR	NR	NR	NR	NR	NR	
E4	0	±1	NR	NR	NR	NR	NR	NR	NR	
E5 – E9	0	±1	NR	NR	NR	NR	NR	NR	NR	
E5 – E7	0	±1	NR	NR	NR	NR	NR	NR	NR	
E8 – E9	NA		NA	NA	NA	NA	NA	NA	NA	
Officers	0	±1	NR	NR	NR	NR	NR	NR	NR	
O1 – O3	0	±1	NR	NR	NR	NR	NR	NR	NR	
O4 – O6	0	±1	NR	NR	NR	NR	NR	NR	NR	
W1 – W5	NA		NA	NA	NA	NA	NA	NA	NA	
Reserve Unit	0	±1	85	72	90	27	NR	NR	22	±21
AGR/FTS/AR	0	±1	NR	NR	NR	NR	NR	NR	NR	
IMA	NA		NA	NA	NA	NA	NA	NA	NA	
Not Activated Past 12 Months	0	±1	78	NR	85	NR	NR	NR	29	±25
Activated Past 12 Months	0	±1	NR	NR	NR	NR	NR	NR	NR	
Not Deployed Past 12 Months	0	±1	80	63	86	27	NR	NR	23	±23
Deployed Past 12 Months	0	±1	NR	NR	NR	NR	NR	NR	NR	
Non-Hispanic White	0	±1	NR	NR	NR	NR	NR	NR	NR	
Total Minority	0	±1	NR	NR	NR	NR	NR	NR	NR	
Non-Hispanic Black	0	±1	NR	NR	NR	NR	NR	NR	NR	
Hispanic	0	±1	NR	NR	NR	NR	NR	NR	NR	
FEMALES	1	±1	82	67	88	28	53	54	20	±22
Enlisted	1	±1	79	61	85	26	NR	NR	20	±24
E1 – E4	1	±1	NR	NR	NR	NR	NR	NR	NR	
E5 – E9	0	±1	NR	NR	NR	NR	NR	NR	NR	
Officers	1	±1	NR	NR	NR	NR	NR	NR	NR	
O1 – O3	1	±1	NR	NR	NR	NR	NR	NR	NR	
O4 – O6	1	±1	NR	NR	NR	NR	NR	NR	NR	
Reserve Unit	1	±1	81	66	87	27	51	54	21	±22
AGR/FTS/AR	0	±1	NR	NR	NR	NR	NR	NR	NR	
IMA	NA		NA	NA	NA	NA	NA	NA	NA	
Non-Hispanic White	1	±1	NR	NR	NR	NR	NR	NR	NR	
Total Minority	1	±1	NR	NR	NR	NR	NR	NR	NR	
ARNG	1	±1	NR	NR	NR	NR	NR	NR	NR	
Enlisted	1	±1	NR	NR	NR	NR	NR	NR	NR	
Officers	2	±2	NR	NR	NR	NR	NR	NR	NR	
USAR	0	±1	NR	NR	NR	NR	NR	NR	NR	
Enlisted	0	±1	NR	NR	NR	NR	NR	NR	NR	
Officers	0	±1	NR	NR	NR	NR	NR	NR	NR	

Note. Percent responding are Reserve members who answered the question, who experienced unwanted sexual contact (Q73), and who reported the situation to a military authority (Q88).

NR: Not reportable

NA: Not applicable

2012 Workplace and Gender Relations Survey of Reserve Component Members

95. Continued	Percent Responding		Percentages							Max ME
			h	i	j	k	l	m	n	
USNR	0	±1	NR	NR	NR	NR	NR	NR	NR	
Enlisted	0	±1	NR	NR	NR	NR	NR	NR	NR	
Officers	0	±1	NR	NR	NR	NR	NR	NR	NR	
USMCR	NA		NA	NA	NA	NA	NA	NA	NA	
Enlisted	NA		NA	NA	NA	NA	NA	NA	NA	
Officers	NA		NA	NA	NA	NA	NA	NA	NA	
ANG	0	±1	NR	NR	NR	NR	NR	NR	NR	
Enlisted	0	±1	NR	NR	NR	NR	NR	NR	NR	
Officers	NA		NA	NA	NA	NA	NA	NA	NA	
USAFR	1	±1	NR	NR	NR	NR	NR	NR	NR	
Enlisted	1	±1	NR	NR	NR	NR	NR	NR	NR	
Officers	NA		NA	NA	NA	NA	NA	NA	NA	
MALES	0	±1	NR	NR	NR	NR	NR	NR	NR	
Enlisted	0	±1	NR	NR	NR	NR	NR	NR	NR	
E1 - E4	NA		NA	NA	NA	NA	NA	NA	NA	
E5 - E9	0	±1	NR	NR	NR	NR	NR	NR	NR	
Officers	NA		NA	NA	NA	NA	NA	NA	NA	
O1 - O3	NA		NA	NA	NA	NA	NA	NA	NA	
O4 - O6	NA		NA	NA	NA	NA	NA	NA	NA	
Reserve Unit	0	±1	NR	NR	NR	NR	NR	NR	NR	
AGR/FTS/AR	NA		NA	NA	NA	NA	NA	NA	NA	
IMA	NA		NA	NA	NA	NA	NA	NA	NA	
Non-Hispanic White	NA		NA	NA	NA	NA	NA	NA	NA	
Total Minority	0	±1	NR	NR	NR	NR	NR	NR	NR	
ARNG	0	±1	NR	NR	NR	NR	NR	NR	NR	
Enlisted	0	±1	NR	NR	NR	NR	NR	NR	NR	
Officers	NA		NA	NA	NA	NA	NA	NA	NA	
USAR	NA		NA	NA	NA	NA	NA	NA	NA	
Enlisted	NA		NA	NA	NA	NA	NA	NA	NA	
Officers	NA		NA	NA	NA	NA	NA	NA	NA	
USNR	NA		NA	NA	NA	NA	NA	NA	NA	
Enlisted	NA		NA	NA	NA	NA	NA	NA	NA	
Officers	NA		NA	NA	NA	NA	NA	NA	NA	
USMCR	0	±1	NR	NR	NR	NR	NR	NR	NR	
Enlisted	0	±1	NR	NR	NR	NR	NR	NR	NR	
Officers	NA		NA	NA	NA	NA	NA	NA	NA	
ANG	NA		NA	NA	NA	NA	NA	NA	NA	
Enlisted	NA		NA	NA	NA	NA	NA	NA	NA	
Officers	NA		NA	NA	NA	NA	NA	NA	NA	
USAFR	NA		NA	NA	NA	NA	NA	NA	NA	
Enlisted	NA		NA	NA	NA	NA	NA	NA	NA	
Officers	NA		NA	NA	NA	NA	NA	NA	NA	
USCGR	NA		NA	NA	NA	NA	NA	NA	NA	
Enlisted	NA		NA	NA	NA	NA	NA	NA	NA	
E1 - E4	NA		NA	NA	NA	NA	NA	NA	NA	
E5 - E9	NA		NA	NA	NA	NA	NA	NA	NA	
Officers	NA		NA	NA	NA	NA	NA	NA	NA	
O1 - O3	NA		NA	NA	NA	NA	NA	NA	NA	
O4 - O6	NA		NA	NA	NA	NA	NA	NA	NA	
Females	NA		NA	NA	NA	NA	NA	NA	NA	
Enlisted	NA		NA	NA	NA	NA	NA	NA	NA	
Officers	NA		NA	NA	NA	NA	NA	NA	NA	
Males	NA		NA	NA	NA	NA	NA	NA	NA	
Enlisted	NA		NA	NA	NA	NA	NA	NA	NA	
Officers	NA		NA	NA	NA	NA	NA	NA	NA	

NR: Not reportable

NA: Not applicable

96. How long after the situation occurred did you report it?

- 1. Within 24 hours
- 4. Within 8-14 days

- 2. Within 2-3 days
- 5. Within 15-30 days

- 3. Within 4-7 days
- 6. More than 30 days

	Percent Responding		Percentages						Max ME
			1	2	3	4	5	6	
TOTAL DOD	0	±1	NR	11	6	0°	11	39	±21
ARNG	0	±1	NR	NR	NR	0°	NR	NR	±0
USAR	0	±1	NR	NR	NR	0°	NR	NR	±0
USNR	0	±1	NR	NR	NR	0°	NR	NR	
USMCR	0	±1	NR	NR	NR	0°	NR	NR	
ANG	0	±1	NR	NR	NR	0°	NR	NR	
USAFR	0	±1	NR	NR	NR	0°	NR	NR	±0
Enlisted	0	±1	NR	10	4	0°	13	NR	±22
E1 – E4	0	±1	NR	NR	NR	0°	NR	NR	±0
E1 – E3	0	±1	NR	NR	NR	0°	NR	NR	±0
E4	0	±1	NR	NR	NR	0°	NR	NR	±0
E5 – E9	0	±1	NR	NR	NR	0°	NR	NR	±0
E5 – E7	0	±1	NR	NR	NR	0°	NR	NR	±0
E8 – E9	NA		NA	NA	NA	NA	NA	NA	
Officers	0	±1	NR	NR	NR	0°	NR	NR	±0
O1 – O3	0	±1	NR	NR	NR	0°	NR	NR	
O4 – O6	0	±1	NR	NR	NR	0°	NR	NR	
W1 – W5	NA		NA	NA	NA	NA	NA	NA	
Reserve Unit	0	±1	NR	12	6	0°	12	37	±22
AGR/FTS/AR	0	±1	NR	NR	NR	0°	NR	NR	
IMA	NA		NA	NA	NA	NA	NA	NA	
Not Activated Past 12 Months	0	±1	13	17	1	0°	NR	NR	±22
Activated Past 12 Months	0	±1	NR	NR	NR	0°	NR	NR	±0
Not Deployed Past 12 Months	0	±1	16	16	9	0°	16	43	±24
Deployed Past 12 Months	0	±1	NR	NR	NR	0°	NR	NR	±0
Non-Hispanic White	0	±1	NR	NR	2	0°	NR	NR	±11
Total Minority	0	±1	NR	NR	NR	0°	NR	NR	±0
Non-Hispanic Black	0	±1	NR	NR	NR	0°	NR	NR	±0
Hispanic	0	±1	NR	NR	NR	0°	NR	NR	±0
FEMALES	1	±1	22	14	7	0°	14	42	±22
Enlisted	1	±1	22	13	NR	0°	17	NR	±25
E1 – E4	1	±1	NR	NR	NR	0°	NR	NR	±0
E5 – E9	0	±1	NR	NR	NR	0°	NR	NR	±0
Officers	1	±1	NR	NR	NR	0°	NR	NR	±0
O1 – O3	1	±1	NR	NR	NR	0°	NR	NR	
O4 – O6	1	±1	NR	NR	NR	0°	NR	NR	
Reserve Unit	1	±1	23	15	8	0°	15	40	±23
AGR/FTS/AR	0	±1	NR	NR	NR	0°	NR	NR	
IMA	NA		NA	NA	NA	NA	NA	NA	
Non-Hispanic White	1	±1	NR	NR	2	0°	NR	NR	±11
Total Minority	1	±1	NR	NR	NR	0°	NR	NR	±0
ARNG	1	±1	NR	NR	NR	0°	NR	NR	±0
Enlisted	1	±1	NR	NR	NR	0°	NR	NR	±0
Officers	2	±2	NR	NR	NR	0°	NR	NR	
USAR	0	±1	NR	NR	NR	0°	NR	NR	±0
Enlisted	0	±1	NR	NR	NR	0°	NR	NR	±0
Officers	0	±1	NR	NR	NR	0°	NR	NR	

Note. Percent responding are Reserve members who answered the question, who experienced unwanted sexual contact (Q73), and who reported the situation to a military authority (Q88).

NR: Not reportable

° Response option never endorsed.

NA: Not applicable

2012 Workplace and Gender Relations Survey of Reserve Component Members

96. Continued	Percent Responding		Percentages						Max ME
			1	2	3	4	5	6	
USNR	0	±1	NR	NR	NR	0°	NR	NR	
Enlisted	0	±1	NR	NR	NR	0°	NR	NR	
Officers	0	±1	NR	NR	NR	0°	NR	NR	
USMCR	NA		NA	NA	NA	NA	NA	NA	
Enlisted	NA		NA	NA	NA	NA	NA	NA	
Officers	NA		NA	NA	NA	NA	NA	NA	
ANG	0	±1	NR	NR	NR	0°	NR	NR	
Enlisted	0	±1	NR	NR	NR	0°	NR	NR	
Officers	NA		NA	NA	NA	NA	NA	NA	
USAFR	1	±1	NR	NR	NR	0°	NR	NR	±0
Enlisted	1	±1	NR	NR	NR	0°	NR	NR	±0
Officers	NA		NA	NA	NA	NA	NA	NA	
MALES	0	±1	NR	NR	NR	0°	NR	NR	
Enlisted	0	±1	NR	NR	NR	0°	NR	NR	
E1 - E4	NA		NA	NA	NA	NA	NA	NA	
E5 - E9	0	±1	NR	NR	NR	0°	NR	NR	
Officers	NA		NA	NA	NA	NA	NA	NA	
O1 - O3	NA		NA	NA	NA	NA	NA	NA	
O4 - O6	NA		NA	NA	NA	NA	NA	NA	
Reserve Unit	0	±1	NR	NR	NR	0°	NR	NR	
AGR/FTS/AR	NA		NA	NA	NA	NA	NA	NA	
IMA	NA		NA	NA	NA	NA	NA	NA	
Non-Hispanic White	NA		NA	NA	NA	NA	NA	NA	
Total Minority	0	±1	NR	NR	NR	0°	NR	NR	
ARNG	0	±1	NR	NR	NR	0°	NR	NR	
Enlisted	0	±1	NR	NR	NR	0°	NR	NR	
Officers	NA		NA	NA	NA	NA	NA	NA	
USAR	NA		NA	NA	NA	NA	NA	NA	
Enlisted	NA		NA	NA	NA	NA	NA	NA	
Officers	NA		NA	NA	NA	NA	NA	NA	
USNR	NA		NA	NA	NA	NA	NA	NA	
Enlisted	NA		NA	NA	NA	NA	NA	NA	
Officers	NA		NA	NA	NA	NA	NA	NA	
USMCR	0	±1	NR	NR	NR	0°	NR	NR	
Enlisted	0	±1	NR	NR	NR	0°	NR	NR	
Officers	NA		NA	NA	NA	NA	NA	NA	
ANG	NA		NA	NA	NA	NA	NA	NA	
Enlisted	NA		NA	NA	NA	NA	NA	NA	
Officers	NA		NA	NA	NA	NA	NA	NA	
USAFR	NA		NA	NA	NA	NA	NA	NA	
Enlisted	NA		NA	NA	NA	NA	NA	NA	
Officers	NA		NA	NA	NA	NA	NA	NA	
USCGR	NA		NA	NA	NA	NA	NA	NA	
Enlisted	NA		NA	NA	NA	NA	NA	NA	
E1 - E4	NA		NA	NA	NA	NA	NA	NA	
E5 - E9	NA		NA	NA	NA	NA	NA	NA	
Officers	NA		NA	NA	NA	NA	NA	NA	
O1 - O3	NA		NA	NA	NA	NA	NA	NA	
O4 - O6	NA		NA	NA	NA	NA	NA	NA	
Females	NA		NA	NA	NA	NA	NA	NA	
Enlisted	NA		NA	NA	NA	NA	NA	NA	
Officers	NA		NA	NA	NA	NA	NA	NA	
Males	NA		NA	NA	NA	NA	NA	NA	
Enlisted	NA		NA	NA	NA	NA	NA	NA	
Officers	NA		NA	NA	NA	NA	NA	NA	

NR: Not reportable

° Response option never endorsed.

NA: Not applicable

97. Why did you delay reporting the situation? {Subitems a-f}

- a. Did not realize at first that the situation was a crime
- b. Had to figure out how to report
- c. Wanted to think about the situation before deciding to report
- d. Wanted to seek advice first from a friend or family member
- e. Wanted to seek advice/counseling from a professional (e.g., medical personnel, chaplain, mental health counselor, Safe Helpline) before deciding to report
- f. Waited until you felt safe from the offender

	Percent Responding		Percentages						Max ME
			a	b	c	d	e	f	
TOTAL DOD	0	±1	68	NR	NR	81	NR	NR	±24
ARNG	0	±1	NR	NR	NR	NR	NR	NR	
USAR	0	±1	NR	NR	NR	NR	NR	NR	
USNR	0	±1	NR	NR	NR	NR	NR	NR	
USMCR	0	±1	NR	NR	NR	NR	NR	NR	
ANG	0	±1	NR	NR	NR	NR	NR	NR	
USAFR	0	±1	NR	NR	NR	NR	NR	NR	
Enlisted	0	±1	NR	NR	NR	NR	NR	NR	
E1 – E4	0	±1	NR	NR	NR	NR	NR	NR	
E1 – E3	0	±1	NR	NR	NR	NR	NR	NR	
E4	0	±1	NR	NR	NR	NR	NR	NR	
E5 – E9	0	±1	NR	NR	NR	NR	NR	NR	
E5 – E7	0	±1	NR	NR	NR	NR	NR	NR	
E8 – E9	NA		NA	NA	NA	NA	NA	NA	
Officers	0	±1	NR	NR	NR	NR	NR	NR	
O1 – O3	0	±1	NR	NR	NR	NR	NR	NR	
O4 – O6	0	±1	NR	NR	NR	NR	NR	NR	
W1 – W5	NA		NA	NA	NA	NA	NA	NA	
Reserve Unit	0	±1	69	NR	NR	NR	NR	NR	±24
AGR/FTS/AR	0	±1	NR	NR	NR	NR	NR	NR	
IMA	NA		NA	NA	NA	NA	NA	NA	
Not Activated Past 12 Months	0	±1	NR	NR	NR	NR	NR	NR	
Activated Past 12 Months	0	±1	NR	NR	NR	NR	NR	NR	
Not Deployed Past 12 Months	0	±1	NR	NR	NR	NR	NR	NR	
Deployed Past 12 Months	0	±1	NR	NR	NR	NR	NR	NR	
Non-Hispanic White	0	±1	NR	NR	NR	NR	NR	NR	
Total Minority	0	±1	NR	NR	NR	NR	NR	NR	
Non-Hispanic Black	0	±1	NR	NR	NR	NR	NR	NR	
Hispanic	0	±1	NR	NR	NR	NR	NR	NR	
FEMALES	0	±1	NR	NR	NR	79	NR	NR	±25
Enlisted	0	±1	NR	NR	NR	NR	NR	NR	
E1 – E4	1	±1	NR	NR	NR	NR	NR	NR	
E5 – E9	0	±1	NR	NR	NR	NR	NR	NR	
Officers	0	±1	NR	NR	NR	NR	NR	NR	
O1 – O3	0	±1	NR	NR	NR	NR	NR	NR	
O4 – O6	0	±1	NR	NR	NR	NR	NR	NR	
Reserve Unit	0	±1	NR	NR	NR	NR	NR	NR	
AGR/FTS/AR	0	±1	NR	NR	NR	NR	NR	NR	
IMA	NA		NA	NA	NA	NA	NA	NA	
Non-Hispanic White	0	±1	NR	NR	NR	NR	NR	NR	
Total Minority	0	±1	NR	NR	NR	NR	NR	NR	
ARNG	1	±1	NR	NR	NR	NR	NR	NR	
Enlisted	1	±1	NR	NR	NR	NR	NR	NR	
Officers	1	±2	NR	NR	NR	NR	NR	NR	
USAR	0	±1	NR	NR	NR	NR	NR	NR	
Enlisted	0	±1	NR	NR	NR	NR	NR	NR	
Officers	0	±1	NR	NR	NR	NR	NR	NR	

Note. Percent responding are Reserve members who answered the question, who experienced unwanted sexual contact (Q73), who reported the situation to a military authority (Q88), and who took longer than 24 hours to report the situation (Q96).

NR: Not reportable

NA: Not applicable

2012 Workplace and Gender Relations Survey of Reserve Component Members

97. Continued	Percent Responding		Percentages						Max ME
			a	b	c	d	e	f	
USNR	0	±1	NR	NR	NR	NR	NR	NR	
Enlisted	0	±1	NR	NR	NR	NR	NR	NR	
Officers	0	±1	NR	NR	NR	NR	NR	NR	
USMCR	NA		NA	NA	NA	NA	NA	NA	
Enlisted	NA		NA	NA	NA	NA	NA	NA	
Officers	NA		NA	NA	NA	NA	NA	NA	
ANG	0	±1	NR	NR	NR	NR	NR	NR	
Enlisted	0	±1	NR	NR	NR	NR	NR	NR	
Officers	NA		NA	NA	NA	NA	NA	NA	
USAFR	0	±1	NR	NR	NR	NR	NR	NR	
Enlisted	0	±1	NR	NR	NR	NR	NR	NR	
Officers	NA		NA	NA	NA	NA	NA	NA	
MALES	0	±1	NR	NR	NR	NR	NR	NR	
Enlisted	0	±1	NR	NR	NR	NR	NR	NR	
E1 - E4	NA		NA	NA	NA	NA	NA	NA	
E5 - E9	0	±1	NR	NR	NR	NR	NR	NR	
Officers	NA		NA	NA	NA	NA	NA	NA	
O1 - O3	NA		NA	NA	NA	NA	NA	NA	
O4 - O6	NA		NA	NA	NA	NA	NA	NA	
Reserve Unit	0	±1	NR	NR	NR	NR	NR	NR	
AGR/FTS/AR	NA		NA	NA	NA	NA	NA	NA	
IMA	NA		NA	NA	NA	NA	NA	NA	
Non-Hispanic White	NA		NA	NA	NA	NA	NA	NA	
Total Minority	0	±1	NR	NR	NR	NR	NR	NR	
ARNG	NA		NA	NA	NA	NA	NA	NA	
Enlisted	NA		NA	NA	NA	NA	NA	NA	
Officers	NA		NA	NA	NA	NA	NA	NA	
USAR	NA		NA	NA	NA	NA	NA	NA	
Enlisted	NA		NA	NA	NA	NA	NA	NA	
Officers	NA		NA	NA	NA	NA	NA	NA	
USNR	NA		NA	NA	NA	NA	NA	NA	
Enlisted	NA		NA	NA	NA	NA	NA	NA	
Officers	NA		NA	NA	NA	NA	NA	NA	
USMCR	0	±1	NR	NR	NR	NR	NR	NR	
Enlisted	0	±1	NR	NR	NR	NR	NR	NR	
Officers	NA		NA	NA	NA	NA	NA	NA	
ANG	NA		NA	NA	NA	NA	NA	NA	
Enlisted	NA		NA	NA	NA	NA	NA	NA	
Officers	NA		NA	NA	NA	NA	NA	NA	
USAFR	NA		NA	NA	NA	NA	NA	NA	
Enlisted	NA		NA	NA	NA	NA	NA	NA	
Officers	NA		NA	NA	NA	NA	NA	NA	
USCGR	NA		NA	NA	NA	NA	NA	NA	
Enlisted	NA		NA	NA	NA	NA	NA	NA	
E1 - E4	NA		NA	NA	NA	NA	NA	NA	
E5 - E9	NA		NA	NA	NA	NA	NA	NA	
Officers	NA		NA	NA	NA	NA	NA	NA	
O1 - O3	NA		NA	NA	NA	NA	NA	NA	
O4 - O6	NA		NA	NA	NA	NA	NA	NA	
Females	NA		NA	NA	NA	NA	NA	NA	
Enlisted	NA		NA	NA	NA	NA	NA	NA	
Officers	NA		NA	NA	NA	NA	NA	NA	
Males	NA		NA	NA	NA	NA	NA	NA	
Enlisted	NA		NA	NA	NA	NA	NA	NA	
Officers	NA		NA	NA	NA	NA	NA	NA	

NR: Not reportable

NA: Not applicable

97. Why did you delay reporting the situation? {Subitems g-k}

- g. Waited until you could reach a specific authority (e.g., my chaplain, my doctor, my commander)
- h. Decided to report after receiving training or a briefing on sexual assault
- i. Researched sexual assault before deciding to report
- j. Was in a location where you could not contact an authority
- k. Other

	Percent Responding		Percentages					Max ME
			g	h	i	j	k	
TOTAL DOD	0	±1	NR	NR	36	28	29	±23
ARNG	0	±1	NR	NR	NR	NR	NR	
USAR	0	±1	NR	NR	NR	NR	NR	
USNR	0	±1	NR	NR	NR	NR	NR	
USMCR	0	±1	NR	NR	NR	NR	NR	
ANG	0	±1	NR	NR	NR	NR	NR	
USAFR	0	±1	NR	NR	NR	NR	NR	
Enlisted	0	±1	NR	NR	NR	NR	NR	
E1 – E4	0	±1	NR	NR	NR	NR	NR	
E1 – E3	0	±1	NR	NR	NR	NR	NR	
E4	0	±1	NR	NR	NR	NR	NR	
E5 – E9	0	±1	NR	NR	NR	NR	NR	
E5 – E7	0	±1	NR	NR	NR	NR	NR	
E8 – E9	NA		NA	NA	NA	NA	NA	
Officers	0	±1	NR	NR	NR	NR	NR	
O1 – O3	0	±1	NR	NR	NR	NR	NR	
O4 – O6	0	±1	NR	NR	NR	NR	NR	
W1 – W5	NA		NA	NA	NA	NA	NA	
Reserve Unit	0	±1	NR	NR	NR	25	27	±24
AGR/FTS/AR	0	±1	NR	NR	NR	NR	NR	
IMA	NA		NA	NA	NA	NA	NA	
Not Activated Past 12 Months	0	±1	NR	NR	NR	NR	NR	
Activated Past 12 Months	0	±1	NR	NR	NR	NR	NR	
Not Deployed Past 12 Months	0	±1	NR	NR	NR	20	22	±24
Deployed Past 12 Months	0	±1	NR	NR	NR	NR	NR	
Non-Hispanic White	0	±1	NR	NR	NR	NR	NR	
Total Minority	0	±1	NR	NR	NR	NR	NR	
Non-Hispanic Black	0	±1	NR	NR	NR	NR	NR	
Hispanic	0	±1	NR	NR	NR	NR	NR	
FEMALES	0	±1	NR	NR	31	22	23	±23
Enlisted	0	±1	NR	NR	NR	20	NR	±25
E1 – E4	1	±1	NR	NR	NR	NR	NR	
E5 – E9	0	±1	NR	NR	NR	NR	NR	
Officers	0	±1	NR	NR	NR	NR	NR	
O1 – O3	0	±1	NR	NR	NR	NR	NR	
O4 – O6	0	±1	NR	NR	NR	NR	NR	
Reserve Unit	0	±1	NR	NR	32	20	21	±24
AGR/FTS/AR	0	±1	NR	NR	NR	NR	NR	
IMA	NA		NA	NA	NA	NA	NA	
Non-Hispanic White	0	±1	NR	NR	NR	NR	NR	
Total Minority	0	±1	NR	NR	NR	NR	NR	
ARNG	1	±1	NR	NR	NR	NR	NR	
Enlisted	1	±1	NR	NR	NR	NR	NR	
Officers	1	±2	NR	NR	NR	NR	NR	
USAR	0	±1	NR	NR	NR	NR	NR	
Enlisted	0	±1	NR	NR	NR	NR	NR	
Officers	0	±1	NR	NR	NR	NR	NR	

Note. Percent responding are Reserve members who answered the question, who experienced unwanted sexual contact (Q73), who reported the situation to a military authority (Q88), and who took longer than 24 hours to report the situation (Q96).
 NR: Not reportable NA: Not applicable

2012 Workplace and Gender Relations Survey of Reserve Component Members

97. Continued	Percent Responding		Percentages					Max ME
			g	h	i	j	k	
USNR	0	±1	NR	NR	NR	NR	NR	
Enlisted	0	±1	NR	NR	NR	NR	NR	
Officers	0	±1	NR	NR	NR	NR	NR	
USMCR	NA		NA	NA	NA	NA	NA	
Enlisted	NA		NA	NA	NA	NA	NA	
Officers	NA		NA	NA	NA	NA	NA	
ANG	0	±1	NR	NR	NR	NR	NR	
Enlisted	0	±1	NR	NR	NR	NR	NR	
Officers	NA		NA	NA	NA	NA	NA	
USAFR	0	±1	NR	NR	NR	NR	NR	
Enlisted	0	±1	NR	NR	NR	NR	NR	
Officers	NA		NA	NA	NA	NA	NA	
MALES	0	±1	NR	NR	NR	NR	NR	
Enlisted	0	±1	NR	NR	NR	NR	NR	
E1 - E4	NA		NA	NA	NA	NA	NA	
E5 - E9	0	±1	NR	NR	NR	NR	NR	
Officers	NA		NA	NA	NA	NA	NA	
O1 - O3	NA		NA	NA	NA	NA	NA	
O4 - O6	NA		NA	NA	NA	NA	NA	
Reserve Unit	0	±1	NR	NR	NR	NR	NR	
AGR/FTS/AR	NA		NA	NA	NA	NA	NA	
IMA	NA		NA	NA	NA	NA	NA	
Non-Hispanic White	NA		NA	NA	NA	NA	NA	
Total Minority	0	±1	NR	NR	NR	NR	NR	
ARNG	NA		NA	NA	NA	NA	NA	
Enlisted	NA		NA	NA	NA	NA	NA	
Officers	NA		NA	NA	NA	NA	NA	
USAR	NA		NA	NA	NA	NA	NA	
Enlisted	NA		NA	NA	NA	NA	NA	
Officers	NA		NA	NA	NA	NA	NA	
USNR	NA		NA	NA	NA	NA	NA	
Enlisted	NA		NA	NA	NA	NA	NA	
Officers	NA		NA	NA	NA	NA	NA	
USMCR	0	±1	NR	NR	NR	NR	NR	
Enlisted	0	±1	NR	NR	NR	NR	NR	
Officers	NA		NA	NA	NA	NA	NA	
ANG	NA		NA	NA	NA	NA	NA	
Enlisted	NA		NA	NA	NA	NA	NA	
Officers	NA		NA	NA	NA	NA	NA	
USAFR	NA		NA	NA	NA	NA	NA	
Enlisted	NA		NA	NA	NA	NA	NA	
Officers	NA		NA	NA	NA	NA	NA	
USCGR	NA		NA	NA	NA	NA	NA	
Enlisted	NA		NA	NA	NA	NA	NA	
E1 - E4	NA		NA	NA	NA	NA	NA	
E5 - E9	NA		NA	NA	NA	NA	NA	
Officers	NA		NA	NA	NA	NA	NA	
O1 - O3	NA		NA	NA	NA	NA	NA	
O4 - O6	NA		NA	NA	NA	NA	NA	
Females	NA		NA	NA	NA	NA	NA	
Enlisted	NA		NA	NA	NA	NA	NA	
Officers	NA		NA	NA	NA	NA	NA	
Males	NA		NA	NA	NA	NA	NA	
Enlisted	NA		NA	NA	NA	NA	NA	
Officers	NA		NA	NA	NA	NA	NA	

NR: Not reportable

NA: Not applicable

98. What were your reasons for not reporting the situation to any National Guard/Reserve/DoD/DHS individuals or organizations? {Subitems a-h}

- a. You thought it was not important enough to report.
- b. You did not know how to report.
- c. You felt uncomfortable making a report.
- d. You did not think anything would be done.
- e. You heard about negative experiences other victims went through who reported their situation.
- f. You thought you would not be believed.
- g. You thought reporting would take too much time and effort.
- h. You were afraid of retaliation/reprisals from the person(s) who did it or from their friends.

	Percent Responding		Percentages								Max ME
			a	b	c	d	e	f	g	h	
TOTAL DOD	1	±1	49	13	42	37	31	30	28	38	±12
ARNG	1	±1	63	17	43	38	33	41	22	41	±20
USAR	1	±1	37	5	41	40	30	22	27	41	±19
USNR	1	±1	NR	NR	NR	NR	NR	NR	NR	NR	
USMCR	0	±1	NR	NR	NR	NR	NR	NR	NR	NR	
ANG	0	±1	NR	NR	NR	NR	NR	NR	NR	NR	
USAFR	1	±1	18	NR	NR	NR	20	18	NR	NR	±25
Enlisted	1	±1	50	14	43	36	31	31	28	38	±12
E1 - E4	1	±1	51	11	44	33	28	23	20	35	±18
E1 - E3	1	±1	NR	13	NR	21	21	16	25	25	±25
E4	1	±1	NR	9	44	41	32	28	17	42	±21
E5 - E9	1	±1	49	17	42	40	33	38	35	41	±18
E5 - E7	1	±1	48	16	43	38	33	38	33	42	±19
E8 - E9	0	±1	NR	NR	NR	NR	NR	NR	NR	NR	
Officers	0	±1	30	NR	31	NR	31	24	24	NR	±23
O1 - O3	0	±1	NR	NR	NR	NR	NR	NR	NR	NR	
O4 - O6	0	±1	NR	NR	NR	NR	NR	NR	7	NR	±18
W1 - W5	0	±1	NR	NR	NR	NR	NR	NR	NR	NR	
Reserve Unit	1	±1	50	14	43	37	31	31	27	39	±13
AGR/FTS/AR	1	±1	NR	NR	NR	NR	NR	NR	NR	NR	
IMA	1	±1	NR	NR	NR	NR	NR	NR	NR	NR	
Not Activated Past 12 Months	1	±1	50	14	44	37	35	33	26	40	±14
Activated Past 12 Months	1	±1	NR	11	34	38	11	19	32	33	±21
Not Deployed Past 12 Months	1	±1	52	12	43	36	31	31	28	37	±13
Deployed Past 12 Months	1	±1	NR	20	NR	NR	27	27	26	NR	±25
Non-Hispanic White	1	±1	53	14	49	45	35	35	33	48	±14
Total Minority	1	±1	43	12	31	23	23	22	19	22	±24
Non-Hispanic Black	1	±1	NR	NR	NR	NR	NR	8	15	12	±20
Hispanic	1	±1	NR	NR	NR	10	NR	NR	NR	NR	±23
FEMALES	2	±1	47	14	66	50	46	36	34	59	±11
Enlisted	2	±1	48	15	68	50	46	36	34	60	±12
E1 - E4	3	±1	55	17	67	50	42	36	31	53	±16
E5 - E9	2	±1	37	13	69	51	51	37	38	69	±16
Officers	1	±1	NR	NR	40	NR	NR	NR	36	NR	±23
O1 - O3	1	±1	NR	NR	NR	NR	NR	NR	NR	NR	
O4 - O6	1	±1	NR	NR	NR	NR	NR	NR	NR	NR	
Reserve Unit	2	±1	49	15	67	50	45	36	34	59	±11
AGR/FTS/AR	1	±1	NR	NR	NR	NR	NR	NR	NR	NR	
IMA	1	±2	NR	NR	NR	NR	NR	NR	NR	NR	
Non-Hispanic White	2	±1	47	16	76	59	52	42	33	67	±13
Total Minority	2	±1	47	11	45	33	35	25	35	44	±19
ARNG	2	±1	50	15	68	51	47	43	30	62	±19
Enlisted	2	±1	51	15	69	50	46	42	29	62	±19
Officers	0	±1	NR	NR	NR	NR	NR	NR	NR	NR	
USAR	2	±1	50	9	66	55	49	32	34	66	±19
Enlisted	3	±2	51	9	69	56	50	32	36	67	±20
Officers	1	±1	NR	NR	NR	NR	NR	NR	NR	NR	

Note. Percent responding are Reserve members who answered the question, who experienced unwanted sexual contact (Q73), and who did not report the situation to a military authority (Q88).
NR: Not reportable

2012 Workplace and Gender Relations Survey of Reserve Component Members

98. Continued	Percent Responding		Percentages								Max ME
			a	b	c	d	e	f	g	h	
USNR	2	±2	NR	NR	NR	NR	NR	NR	NR	NR	
Enlisted	2	±2	NR	NR	NR	NR	NR	NR	NR	NR	
Officers	1	±2	NR	NR	NR	NR	NR	NR	NR	NR	
USMCR	3	±3	NR	NR	NR	NR	NR	NR	NR	NR	
Enlisted	3	±4	NR	NR	NR	NR	NR	NR	NR	NR	
Officers	NA		NA	NA	NA	NA	NA	NA	NA	NA	
ANG	1	±1	NR	NR	NR	NR	NR	NR	NR	NR	
Enlisted	1	±1	NR	NR	NR	NR	NR	NR	NR	NR	
Officers	2	±2	NR	NR	NR	NR	NR	NR	NR	NR	
USAFR	2	±1	NR	NR	NR	NR	NR	NR	NR	NR	
Enlisted	2	±2	NR	NR	NR	NR	NR	NR	NR	NR	
Officers	1	±1	NR	NR	NR	NR	NR	NR	NR	NR	
MALES	0	±1	NR	12	14	21	12	23	20	13	±25
Enlisted	0	±1	NR	12	14	20	12	NR	21	13	±22
E1 - E4	0	±1	NR	NR	NR	NR	NR	NR	NR	NR	
E5 - E9	0	±1	NR	NR	NR	NR	NR	NR	NR	NR	
Officers	0	±1	NR	NR	NR	NR	NR	NR	NR	NR	
O1 - O3	NA		NA	NA	NA	NA	NA	NA	NA	NA	
O4 - O6	0	±1	NR	NR	NR	NR	NR	NR	NR	NR	
Reserve Unit	0	±1	NR	13	13	21	13	NR	18	14	±24
AGR/FTS/AR	0	±1	NR	NR	NR	NR	NR	NR	NR	NR	
IMA	1	±1	NR	NR	NR	NR	NR	NR	NR	NR	
Non-Hispanic White	0	±1	NR	NR	NR	NR	NR	NR	NR	NR	
Total Minority	0	±1	NR	NR	NR	NR	NR	NR	NR	1	±8
ARNG	0	±1	NR	NR	NR	NR	NR	NR	NR	NR	
Enlisted	0	±1	NR	NR	NR	NR	NR	NR	NR	NR	
Officers	NA		NA	NA	NA	NA	NA	NA	NA	NA	
USAR	0	±1	NR	NR	NR	NR	NR	NR	NR	NR	
Enlisted	1	±1	NR	NR	NR	NR	NR	NR	NR	NR	
Officers	NA		NA	NA	NA	NA	NA	NA	NA	NA	
USNR	0	±1	NR	NR	NR	NR	NR	NR	NR	NR	
Enlisted	0	±1	NR	NR	NR	NR	NR	NR	NR	NR	
Officers	0	±1	NR	NR	NR	NR	NR	NR	NR	NR	
USMCR	0	±1	NR	NR	NR	NR	NR	NR	NR	NR	
Enlisted	NA		NA	NA	NA	NA	NA	NA	NA	NA	
Officers	1	±1	NR	NR	NR	NR	NR	NR	NR	NR	
ANG	0	±1	NR	NR	NR	NR	NR	NR	NR	NR	
Enlisted	0	±1	NR	NR	NR	NR	NR	NR	NR	NR	
Officers	NA		NA	NA	NA	NA	NA	NA	NA	NA	
USAFR	0	±1	NR	NR	NR	NR	NR	NR	NR	NR	
Enlisted	0	±1	NR	NR	NR	NR	NR	NR	NR	NR	
Officers	0	±1	NR	NR	NR	NR	NR	NR	NR	NR	
USCGR	0	±1	NR	NR	NR	NR	NR	NR	NR	NR	
Enlisted	0	±1	NR	NR	NR	NR	NR	NR	NR	NR	
E1 - E4	0	±1	NR	NR	NR	NR	NR	NR	NR	NR	
E5 - E9	0	±1	NR	NR	NR	NR	NR	NR	NR	NR	
Officers	0	±1	NR	NR	NR	NR	NR	NR	NR	NR	
O1 - O3	NA		NA	NA	NA	NA	NA	NA	NA	NA	
O4 - O6	1	±2	NR	NR	NR	NR	NR	NR	NR	NR	
Females	1	±1	NR	NR	NR	NR	NR	NR	NR	NR	
Enlisted	1	±1	NR	NR	NR	NR	NR	NR	NR	NR	
Officers	NA		NA	NA	NA	NA	NA	NA	NA	NA	
Males	0	±1	NR	NR	NR	NR	NR	NR	NR	NR	
Enlisted	0	±1	NR	NR	NR	NR	NR	NR	NR	NR	
Officers	0	±1	NR	NR	NR	NR	NR	NR	NR	NR	

NR: Not reportable

NA: Not applicable

98. What were your reasons for not reporting the situation to any National Guard/Reserve/DoD/DHS individuals or organizations? {Subitems i-p}

- i. You thought your performance evaluation or chance for promotion would suffer.
- j. You thought you would be labeled a troublemaker.
- k. You did not want anyone to know.
- l. You did not think your report would be kept confidential.
- m. You feared you or others would be punished for infractions/violations, such as underage drinking or fraternization.
- n. You were afraid of being assaulted again by the offender.
- o. You thought you might lose your security clearance/personnel reliability certification.
- p. Other

	Percent Responding		Percentages								Max ME
			i	j	k	l	m	n	o	p	
TOTAL DOD	1	±1	27	37	41	36	20	24	19	17	±12
ARNG	1	±1	29	37	38	43	25	35	24	16	±19
USAR	1	±1	30	43	46	33	15	17	20	NR	±19
USNR	1	±1	NR	NR	NR	13	NR	NR	NR	NR	±24
USMCR	0	±1	NR	NR	NR	NR	NR	NR	NR	NR	
ANG	0	±1	NR	NR	NR	NR	NR	NR	NR	NR	
USAFR	1	±1	18	NR	NR	18	NR	NR	2	NR	±24
Enlisted	1	±1	26	37	41	35	20	25	19	18	±13
E1 – E4	1	±1	22	33	49	30	18	16	16	14	±23
E1 – E3	1	±1	17	19	NR	22	21	17	14	NR	±24
E4	1	±1	25	43	NR	36	15	16	18	9	±21
E5 – E9	1	±1	31	41	34	40	23	33	22	21	±17
E5 – E7	1	±1	31	42	34	41	22	33	22	21	±18
E8 – E9	0	±1	NR	NR	NR	NR	NR	NR	NR	NR	
Officers	0	±1	31	34	NR	NR	12	6	18	9	±23
O1 – O3	0	±1	NR	NR	NR	NR	NR	NR	NR	NR	
O4 – O6	0	±1	NR	NR	NR	NR	NR	NR	NR	NR	
W1 – W5	0	±1	NR	NR	NR	NR	NR	NR	NR	NR	
Reserve Unit	1	±1	26	38	42	36	21	25	20	18	±13
AGR/FTS/AR	1	±1	NR	NR	NR	NR	10	NR	NR	NR	±24
IMA	1	±1	NR	NR	NR	NR	NR	NR	NR	NR	
Not Activated Past 12 Months	1	±1	27	38	39	38	20	26	20	17	±14
Activated Past 12 Months	1	±1	25	34	NR	29	18	15	16	17	±20
Not Deployed Past 12 Months	1	±1	25	36	41	37	21	25	20	17	±13
Deployed Past 12 Months	1	±1	NR	NR	NR	32	NR	NR	NR	18	±25
Non-Hispanic White	1	±1	32	46	50	44	20	27	19	16	±14
Total Minority	1	±1	18	22	27	24	19	17	20	NR	±19
Non-Hispanic Black	1	±1	12	12	13	NR	NR	NR	NR	NR	±20
Hispanic	1	±1	NR	NR	NR	NR	6	8	6	3	±23
FEMALES	2	±1	41	57	69	48	26	29	25	15	±11
Enlisted	2	±1	41	58	69	47	27	30	25	15	±12
E1 – E4	3	±1	33	51	74	46	27	25	25	9	±16
E5 – E9	2	±1	54	70	62	47	27	38	26	24	±16
Officers	1	±1	NR	NR	60	71	11	10	NR	13	±23
O1 – O3	1	±1	NR	NR	NR	NR	NR	NR	NR	NR	
O4 – O6	1	±1	NR	NR	NR	NR	NR	NR	NR	NR	
Reserve Unit	2	±1	41	58	69	49	27	29	26	14	±12
AGR/FTS/AR	1	±1	NR	NR	NR	NR	NR	NR	NR	NR	
IMA	1	±2	NR	NR	NR	NR	NR	NR	NR	NR	
Non-Hispanic White	2	±1	43	64	78	57	26	32	24	19	±13
Total Minority	2	±1	37	44	50	31	25	23	27	8	±20
ARNG	2	±1	49	54	68	56	30	39	28	12	±19
Enlisted	2	±1	48	53	68	55	31	40	27	12	±19
Officers	0	±1	NR	NR	NR	NR	NR	NR	NR	NR	
USAR	2	±1	45	71	75	49	25	28	33	15	±19
Enlisted	3	±2	46	73	77	48	27	28	33	15	±19
Officers	1	±1	NR	NR	NR	NR	NR	NR	NR	NR	

Note. Percent responding are Reserve members who answered the question, who experienced unwanted sexual contact (Q73), and who did not report the situation to a military authority (Q88).
 NR: Not reportable

2012 Workplace and Gender Relations Survey of Reserve Component Members

98. Continued	Percent Responding		Percentages								Max ME
			i	j	k	l	m	n	o	p	
USNR	2	±2	NR	NR	NR	NR	NR	NR	NR	NR	
Enlisted	2	±2	NR	NR	NR	NR	NR	NR	NR	NR	
Officers	1	±2	NR	NR	NR	NR	NR	NR	NR	NR	
USMCR	3	±3	NR	NR	NR	NR	NR	NR	NR	NR	
Enlisted	3	±4	NR	NR	NR	NR	NR	NR	NR	NR	
Officers	NA		NA	NA	NA	NA	NA	NA	NA	NA	
ANG	1	±1	7	NR	NR	NR	7	NR	NR	4	±18
Enlisted	1	±1	NR	NR	NR	NR	NR	NR	NR	NR	
Officers	2	±2	NR	NR	NR	NR	NR	NR	NR	NR	
USAFR	2	±1	NR	NR	NR	NR	NR	NR	4	NR	±19
Enlisted	2	±2	NR	NR	NR	NR	NR	NR	NR	NR	
Officers	1	±1	NR	NR	NR	NR	NR	NR	NR	NR	
MALES	0	±1	9	13	9	21	12	17	12	20	±25
Enlisted	0	±1	9	13	8	22	12	18	12	NR	±23
E1 - E4	0	±1	NR	NR	NR	NR	NR	NR	NR	NR	
E5 - E9	0	±1	14	NR	13	NR	NR	NR	NR	NR	±25
Officers	0	±1	NR	NR	NR	NR	NR	NR	NR	NR	
O1 - O3	NA		NA	NA	NA	NA	NA	NA	NA	NA	
O4 - O6	0	±1	NR	NR	NR	NR	NR	NR	NR	NR	
Reserve Unit	0	±1	7	14	7	19	13	19	13	NR	±24
AGR/FTS/AR	0	±1	NR	NR	NR	NR	NR	NR	NR	NR	
IMA	1	±1	NR	NR	NR	NR	NR	NR	NR	NR	
Non-Hispanic White	0	±1	NR	NR	NR	NR	NR	NR	NR	NR	
Total Minority	0	±1	1	1	5	NR	NR	NR	NR	NR	±18
ARNG	0	±1	NR	NR	NR	NR	NR	NR	NR	NR	
Enlisted	0	±1	NR	NR	NR	NR	NR	NR	NR	NR	
Officers	NA		NA	NA	NA	NA	NA	NA	NA	NA	
USAR	0	±1	NR	NR	NR	NR	NR	NR	NR	NR	
Enlisted	1	±1	NR	NR	NR	NR	NR	NR	NR	NR	
Officers	NA		NA	NA	NA	NA	NA	NA	NA	NA	
USNR	0	±1	NR	NR	NR	NR	NR	NR	NR	NR	
Enlisted	0	±1	NR	NR	NR	NR	NR	NR	NR	NR	
Officers	0	±1	NR	NR	NR	NR	NR	NR	NR	NR	
USMCR	0	±1	NR	NR	NR	NR	NR	NR	NR	NR	
Enlisted	NA		NA	NA	NA	NA	NA	NA	NA	NA	
Officers	1	±1	NR	NR	NR	NR	NR	NR	NR	NR	
ANG	0	±1	NR	NR	NR	NR	NR	NR	NR	NR	
Enlisted	0	±1	NR	NR	NR	NR	NR	NR	NR	NR	
Officers	NA		NA	NA	NA	NA	NA	NA	NA	NA	
USAFR	0	±1	NR	NR	NR	NR	NR	NR	NR	NR	
Enlisted	0	±1	NR	NR	NR	NR	NR	NR	NR	NR	
Officers	0	±1	NR	NR	NR	NR	NR	NR	NR	NR	
USCGR	0	±1	NR	NR	NR	NR	NR	NR	NR	NR	
Enlisted	0	±1	NR	NR	NR	NR	NR	NR	NR	NR	
E1 - E4	0	±1	NR	NR	NR	NR	NR	NR	NR	NR	
E5 - E9	0	±1	NR	NR	NR	NR	NR	NR	NR	NR	
Officers	0	±1	NR	NR	NR	NR	NR	NR	NR	NR	
O1 - O3	NA		NA	NA	NA	NA	NA	NA	NA	NA	
O4 - O6	1	±2	NR	NR	NR	NR	NR	NR	NR	NR	
Females	1	±1	NR	NR	NR	NR	NR	NR	NR	NR	
Enlisted	1	±1	NR	NR	NR	NR	NR	NR	NR	NR	
Officers	NA		NA	NA	NA	NA	NA	NA	NA	NA	
Males	0	±1	NR	NR	NR	NR	NR	NR	NR	NR	
Enlisted	0	±1	NR	NR	NR	NR	NR	NR	NR	NR	
Officers	0	±1	NR	NR	NR	NR	NR	NR	NR	NR	

NR: Not reportable

NA: Not applicable

99. In retrospect, would you make the same decision about reporting if you could do it over?

	Percent Responding		Percentages	Max ME	Percentage Reporting Yes
			Yes		
TOTAL DOD	1	±1	70	±11	
ARNG	1	±1	63	±19	
USAR	1	±1	76	±15	
USNR	1	±1	NR		
USMCR	0	±1	NR		
ANG	0	±1	NR		
USAFR	1	±1	NR		
Enlisted	1	±1	69	±12	
E1 – E4	1	±1	74	±14	
E1 – E3	1	±1	76	±22	
E4	1	±1	74	±19	
E5 – E9	1	±1	63	±17	
E5 – E7	1	±1	61	±17	
E8 – E9	0	±1	NR		
Officers	0	±1	79	±23	
O1 – O3	0	±1	NR		
O4 – O6	0	±1	NR		
W1 – W5	0	±1	NR		
Reserve Unit	1	±1	69	±12	
AGR/FTS/AR	1	±1	NR		
IMA	1	±1	NR		
Not Activated Past 12 Months	1	±1	69	±13	
Activated Past 12 Months	1	±1	73	±18	
Not Deployed Past 12 Months	1	±1	68	±12	
Deployed Past 12 Months	1	±1	79	±21	
Non-Hispanic White	1	±1	74	±13	
Total Minority	1	±1	63	±19	
Non-Hispanic Black	1	±1	73	±24	
Hispanic	1	±1	NR		
FEMALES	2	±1	70	±10	
Enlisted	3	±1	68	±10	
E1 – E4	3	±1	68	±14	
E5 – E9	2	±1	69	±15	
Officers	1	±1	87	±19	
O1 – O3	1	±1	NR		
O4 – O6	2	±1	NR		
Reserve Unit	3	±1	70	±10	
AGR/FTS/AR	1	±1	NR		
IMA	1	±2	NR		
Non-Hispanic White	3	±1	74	±12	
Total Minority	2	±1	63	±17	
ARNG	3	±1	70	±17	
Enlisted	3	±1	68	±17	
Officers	2	±2	NR		
USAR	3	±1	67	±17	
Enlisted	3	±2	67	±18	
Officers	1	±1	NR		

Note. Percent responding are Reserve members who answered the question, who experienced unwanted sexual contact (Q73), and who reported or did not report the situation to a military authority (Q88).
 NR: Not reportable

2012 Workplace and Gender Relations Survey of Reserve Component Members

99. Continued	Percent Responding		Percentages	Max ME	Percentage Reporting Yes
			Yes		
USNR	2	±2	NR		
Enlisted	2	±2	NR		
Officers	2	±2	NR		
USMCR	3	±3	NR		
Enlisted	3	±4	NR		
Officers	NA		NA		
ANG	1	±1	NR		
Enlisted	1	±1	NR		
Officers	2	±2	NR		
USAFR	2	±2	NR		
Enlisted	3	±2	NR		
Officers	1	±1	NR		
MALES	0	±1	69	±23	
Enlisted	0	±1	69	±24	
E1 - E4	0	±1	NR		
E5 - E9	1	±1	NR		
Officers	0	±1	NR		
O1 - O3	NA		NA		
O4 - O6	0	±1	NR		
Reserve Unit	0	±1	NR		
AGR/FTS/AR	0	±1	NR		
IMA	1	±1	NR		
Non-Hispanic White	0	±1	NR		
Total Minority	1	±1	NR		
ARNG	0	±1	NR		
Enlisted	1	±1	NR		
Officers	NA		NA		
USAR	0	±1	NR		
Enlisted	1	±1	NR		
Officers	NA		NA		
USNR	0	±1	NR		
Enlisted	0	±1	NR		
Officers	0	±1	NR		
USMCR	0	±1	NR		
Enlisted	0	±1	NR		
Officers	1	±1	NR		
ANG	0	±1	NR		
Enlisted	0	±1	NR		
Officers	NA		NA		
USAFR	0	±1	NR		
Enlisted	0	±1	NR		
Officers	0	±1	NR		
USCGR	0	±1	NR		
Enlisted	0	±1	NR		
E1 - E4	0	±1	NR		
E5 - E9	0	±1	NR		
Officers	0	±1	NR		
O1 - O3	NA		NA		
O4 - O6	1	±2	NR		
Females	1	±1	NR		
Enlisted	1	±1	NR		
Officers	NA		NA		
Males	0	±1	NR		
Enlisted	0	±1	NR		
Officers	0	±1	NR		

NR: Not reportable

NA: Not applicable

99. Would you make the same type of report again? Constructed from Q89 and Q99.

1. Yes, a restricted report
2. Yes, an unrestricted report
3. Yes, a restricted report that was converted to an unrestricted report
4. No, and I made a restricted report
5. No, and I made an unrestricted report
6. No, and I made a restricted report that was converted to an unrestricted report

	Percent Responding		Percentages						Max ME
			1	2	3	4	5	6	
TOTAL DOD	0	±1	NR	28	7	5	9	10	±22
ARNG	0	±1	NR	NR	NR	NR	NR	NR	
USAR	0	±1	NR	NR	NR	NR	NR	NR	
USNR	0	±1	NR	NR	NR	NR	NR	NR	
USMCR	0	±1	NR	NR	NR	NR	NR	NR	
ANG	0	±1	NR	NR	NR	NR	NR	NR	
USAFR	0	±1	NR	NR	NR	NR	NR	NR	
Enlisted	0	±1	NR	22	8	6	8	NR	±21
E1 – E4	0	±1	NR	NR	NR	NR	NR	NR	
E1 – E3	0	±1	NR	NR	NR	NR	NR	NR	
E4	0	±1	NR	NR	NR	NR	NR	NR	
E5 – E9	0	±1	NR	NR	NR	NR	NR	NR	
E5 – E7	0	±1	NR	NR	NR	NR	NR	NR	
E8 – E9	NA		NA	NA	NA	NA	NA	NA	
Officers	0	±1	NR	NR	NR	NR	NR	NR	
O1 – O3	0	±1	NR	NR	NR	NR	NR	NR	
O4 – O6	0	±1	NR	NR	NR	NR	NR	NR	
W1 – W5	NA		NA	NA	NA	NA	NA	NA	
Reserve Unit	0	±1	NR	28	5	5	9	10	±23
AGR/FTS/AR	0	±1	NR	NR	NR	NR	NR	NR	
IMA	NA		NA	NA	NA	NA	NA	NA	
Not Activated Past 12 Months	0	±1	NR	33	NR	8	NR	NR	±23
Activated Past 12 Months	0	±1	NR	NR	NR	NR	NR	NR	
Not Deployed Past 12 Months	0	±1	29	35	7	8	8	NR	±23
Deployed Past 12 Months	0	±1	NR	NR	NR	NR	NR	NR	
Non-Hispanic White	0	±1	NR	NR	9	NR	NR	NR	±21
Total Minority	0	±1	NR	NR	NR	NR	NR	NR	
Non-Hispanic Black	0	±1	NR	NR	NR	NR	NR	NR	
Hispanic	0	±1	NR	NR	NR	NR	NR	NR	
FEMALES	0	±1	28	34	8	7	11	NR	±21
Enlisted	1	±1	31	28	10	8	10	NR	±23
E1 – E4	1	±1	NR	NR	NR	NR	NR	NR	
E5 – E9	0	±1	NR	NR	NR	NR	NR	NR	
Officers	0	±1	NR	NR	NR	NR	NR	NR	
O1 – O3	0	±1	NR	NR	NR	NR	NR	NR	
O4 – O6	1	±1	NR	NR	NR	NR	NR	NR	
Reserve Unit	1	±1	29	35	6	7	11	NR	±22
AGR/FTS/AR	0	±1	NR	NR	NR	NR	NR	NR	
IMA	NA		NA	NA	NA	NA	NA	NA	
Non-Hispanic White	1	±1	NR	NR	9	NR	NR	NR	±21
Total Minority	0	±1	NR	NR	NR	NR	NR	NR	
ARNG	1	±1	NR	NR	NR	NR	NR	NR	
Enlisted	1	±1	NR	NR	NR	NR	NR	NR	
Officers	1	±2	NR	NR	NR	NR	NR	NR	
USAR	0	±1	NR	NR	NR	NR	NR	NR	
Enlisted	0	±1	NR	NR	NR	NR	NR	NR	
Officers	0	±1	NR	NR	NR	NR	NR	NR	

Note. Percent responding are Reserve members who answered the question; who experienced unwanted sexual contact (Q73); and who made a restricted, a converted, or an unrestricted report (Q89/Q99).
 NR: Not reportable NA: Not applicable

2012 Workplace and Gender Relations Survey of Reserve Component Members

99. Continued	Percent Responding		Percentages						Max ME
			1	2	3	4	5	6	
USNR	0	±1	NR	NR	NR	NR	NR	NR	
Enlisted	0	±1	NR	NR	NR	NR	NR	NR	
Officers	0	±1	NR	NR	NR	NR	NR	NR	
USMCR	NA		NA	NA	NA	NA	NA	NA	
Enlisted	NA		NA	NA	NA	NA	NA	NA	
Officers	NA		NA	NA	NA	NA	NA	NA	
ANG	0	±1	NR	NR	NR	NR	NR	NR	
Enlisted	0	±1	NR	NR	NR	NR	NR	NR	
Officers	NA		NA	NA	NA	NA	NA	NA	
USAFR	1	±1	NR	NR	NR	NR	NR	NR	
Enlisted	1	±1	NR	NR	NR	NR	NR	NR	
Officers	NA		NA	NA	NA	NA	NA	NA	
MALES	0	±1	NR	NR	NR	NR	NR	NR	
Enlisted	0	±1	NR	NR	NR	NR	NR	NR	
E1 - E4	NA		NA	NA	NA	NA	NA	NA	
E5 - E9	0	±1	NR	NR	NR	NR	NR	NR	
Officers	NA		NA	NA	NA	NA	NA	NA	
O1 - O3	NA		NA	NA	NA	NA	NA	NA	
O4 - O6	NA		NA	NA	NA	NA	NA	NA	
Reserve Unit	0	±1	NR	NR	NR	NR	NR	NR	
AGR/FTS/AR	NA		NA	NA	NA	NA	NA	NA	
IMA	NA		NA	NA	NA	NA	NA	NA	
Non-Hispanic White	NA		NA	NA	NA	NA	NA	NA	
Total Minority	0	±1	NR	NR	NR	NR	NR	NR	
ARNG	0	±1	NR	NR	NR	NR	NR	NR	
Enlisted	0	±1	NR	NR	NR	NR	NR	NR	
Officers	NA		NA	NA	NA	NA	NA	NA	
USAR	NA		NA	NA	NA	NA	NA	NA	
Enlisted	NA		NA	NA	NA	NA	NA	NA	
Officers	NA		NA	NA	NA	NA	NA	NA	
USNR	NA		NA	NA	NA	NA	NA	NA	
Enlisted	NA		NA	NA	NA	NA	NA	NA	
Officers	NA		NA	NA	NA	NA	NA	NA	
USMCR	0	±1	NR	NR	NR	NR	NR	NR	
Enlisted	0	±1	NR	NR	NR	NR	NR	NR	
Officers	NA		NA	NA	NA	NA	NA	NA	
ANG	NA		NA	NA	NA	NA	NA	NA	
Enlisted	NA		NA	NA	NA	NA	NA	NA	
Officers	NA		NA	NA	NA	NA	NA	NA	
USAFR	NA		NA	NA	NA	NA	NA	NA	
Enlisted	NA		NA	NA	NA	NA	NA	NA	
Officers	NA		NA	NA	NA	NA	NA	NA	
USCGR	NA		NA	NA	NA	NA	NA	NA	
Enlisted	NA		NA	NA	NA	NA	NA	NA	
E1 - E4	NA		NA	NA	NA	NA	NA	NA	
E5 - E9	NA		NA	NA	NA	NA	NA	NA	
Officers	NA		NA	NA	NA	NA	NA	NA	
O1 - O3	NA		NA	NA	NA	NA	NA	NA	
O4 - O6	NA		NA	NA	NA	NA	NA	NA	
Females	NA		NA	NA	NA	NA	NA	NA	
Enlisted	NA		NA	NA	NA	NA	NA	NA	
Officers	NA		NA	NA	NA	NA	NA	NA	
Males	NA		NA	NA	NA	NA	NA	NA	
Enlisted	NA		NA	NA	NA	NA	NA	NA	
Officers	NA		NA	NA	NA	NA	NA	NA	

NR: Not reportable

NA: Not applicable

100. Please give your opinion about whether the persons below make honest and reasonable efforts to stop sexual harassment, regardless of what is said officially.

a. Senior leadership of your Reserve component

1. Yes

2. No

3. Don't know

	Percent Responding		Percentages			Max ME	Percentage Reporting Yes
			1	2	3		
TOTAL DOD	99	±1	77	6	17	±1	
ARNG	98	±1	77	7	16	±2	
USAR	99	±1	74	6	19	±2	
USNR	99	±1	78	7	15	±4	
USMCR	99	±1	81	4	15	±5	
ANG	99	±1	80	4	16	±3	
USAFR	99	±1	76	4	21	±3	
Enlisted	99	±1	76	6	18	±2	
E1 - E4	99	±1	74	6	20	±2	
E1 - E3	99	±1	77	6	17	±4	
E4	99	±1	73	5	21	±3	
E5 - E9	99	±1	78	6	16	±2	
E5 - E7	98	±1	77	6	17	±2	
E8 - E9	99	±1	84	5	11	±3	
Officers	99	±1	82	5	14	±2	
O1 - O3	98	±1	80	6	14	±3	
O4 - O6	99	±1	84	3	12	±3	
W1 - W5	97	±2	78	6	16	±6	
Reserve Unit	99	±1	77	6	17	±2	
AGR/FTS/AR	98	±1	77	6	17	±3	
IMA	98	±2	76	1	23	±5	
Not Activated Past 12 Months	99	±1	78	5	17	±2	
Activated Past 12 Months	98	±1	74	8	19	±3	
Not Deployed Past 12 Months	99	±1	77	5	17	±2	
Deployed Past 12 Months	99	±1	74	8	18	±3	
Non-Hispanic White	99	±1	80	5	15	±2	
Total Minority	98	±1	71	7	22	±2	
Non-Hispanic Black	98	±1	70	7	23	±3	
Hispanic	99	±1	72	7	22	±3	
FEMALES	97	±1	69	8	23	±2	
Enlisted	97	±1	68	9	23	±2	
E1 - E4	98	±1	69	8	23	±3	
E5 - E9	97	±1	68	9	23	±2	
Officers	98	±1	71	8	21	±3	
O1 - O3	98	±2	70	8	22	±4	
O4 - O6	99	±1	73	7	20	±4	
Reserve Unit	97	±1	69	8	23	±2	
AGR/FTS/AR	97	±2	68	11	21	±4	
IMA	98	±2	63	6	32	±6	
Non-Hispanic White	98	±1	72	8	20	±2	
Total Minority	97	±1	64	9	27	±3	
ARNG	97	±1	69	10	21	±3	
Enlisted	97	±1	68	10	21	±3	
Officers	97	±3	70	11	19	±6	
USAR	98	±1	66	9	25	±3	
Enlisted	98	±1	66	9	25	±3	
Officers	98	±2	66	8	26	±5	

Note. Percent responding are Reserve members who answered the question.

2012 Workplace and Gender Relations Survey of Reserve Component Members

100a. Continued	Percent Responding		Percentages			Max ME	Percentage Reporting Yes
			1	2	3		
USNR	97	±3	76	5	19	±5	
Enlisted	97	±3	75	5	20	±6	
Officers	99	±1	82	5	13	±5	
USMCR	96	±3	72	11	18	±8	
Enlisted	96	±4	72	12	17	±10	
Officers	94	±6	71	5	23	±11	
ANG	98	±2	72	7	21	±3	
Enlisted	97	±2	71	7	22	±4	
Officers	99	±2	78	6	16	±5	
USAFR	98	±2	68	6	26	±4	
Enlisted	97	±2	67	6	26	±5	
Officers	99	±1	70	5	25	±5	
MALES	99	±1	79	5	16	±2	
Enlisted	99	±1	78	5	17	±2	
E1 - E4	99	±1	76	5	19	±3	
E5 - E9	99	±1	79	6	15	±2	
Officers	99	±1	84	4	12	±2	
O1 - O3	99	±1	82	6	12	±4	
O4 - O6	99	±1	86	3	11	±3	
Reserve Unit	99	±1	79	5	16	±2	
AGR/FTS/AR	99	±1	79	5	16	±3	
IMA	98	±2	80	0	20	±5	
Non-Hispanic White	99	±1	81	5	14	±2	
Total Minority	99	±1	73	6	20	±3	
ARNG	99	±1	78	6	16	±2	
Enlisted	99	±1	78	6	16	±3	
Officers	99	±1	82	6	11	±4	
USAR	99	±1	77	5	18	±3	
Enlisted	99	±1	76	5	18	±3	
Officers	99	±2	81	5	14	±4	
USNR	99	±1	79	7	14	±4	
Enlisted	99	±1	76	9	15	±5	
Officers	99	±1	89	1	10	±5	
USMCR	100	±1	82	3	15	±6	
Enlisted	100	±1	81	4	15	±6	
Officers	99	±1	88	1	11	±5	
ANG	99	±1	82	3	14	±3	
Enlisted	99	±1	82	3	15	±3	
Officers	99	±2	86	3	11	±6	
USAFR	99	±1	78	3	19	±4	
Enlisted	99	±1	75	4	21	±5	
Officers	98	±2	90	1	10	±5	
USCGR	99	±1	77	4	19	±3	
Enlisted	99	±1	76	5	20	±4	
E1 - E4	99	±1	74	5	22	±5	
E5 - E9	99	±1	77	5	19	±6	
Officers	100	±0	81	2	17	±3	
O1 - O3	100	±0	76	2	22	±5	
O4 - O6	100	±0	88	2	10	±4	
Females	98	±2	66	4	30	±4	
Enlisted	98	±2	65	4	31	±5	
Officers	100	±0	67	4	29	±6	
Males	100	±1	79	4	17	±4	
Enlisted	99	±1	78	5	18	±5	
Officers	100	±0	85	2	13	±3	

100. Please give your opinion about whether the persons below make honest and reasonable efforts to stop sexual harassment, regardless of what is said officially.

b. Senior leadership of your installation/ship

1. Yes

2. No

3. Don't know

	Percent Responding		Percentages			Max ME	Percentage Reporting Yes
			1	2	3		
TOTAL DOD	99	±1	75	5	19	±1	
ARNG	98	±1	76	6	18	±2	
USAR	99	±1	71	6	23	±3	
USNR	99	±1	77	6	17	±4	
USMCR	99	±1	80	3	17	±6	
ANG	99	±1	80	4	16	±3	
USAFR	99	±1	75	4	21	±3	
Enlisted	99	±1	74	6	20	±2	
E1 - E4	99	±1	72	5	22	±2	
E1 - E3	99	±1	75	6	19	±4	
E4	99	±1	71	5	24	±3	
E5 - E9	99	±1	76	6	18	±2	
E5 - E7	98	±1	76	6	18	±2	
E8 - E9	100	±1	82	5	13	±3	
Officers	99	±1	81	4	15	±2	
O1 - O3	98	±1	78	5	17	±3	
O4 - O6	99	±1	83	3	14	±3	
W1 - W5	97	±2	80	5	15	±5	
Reserve Unit	99	±1	75	5	19	±2	
AGR/FTS/AR	99	±1	77	6	17	±3	
IMA	99	±2	78	2	20	±4	
Not Activated Past 12 Months	99	±1	76	5	19	±2	
Activated Past 12 Months	98	±1	73	7	20	±3	
Not Deployed Past 12 Months	99	±1	76	5	19	±2	
Deployed Past 12 Months	99	±1	74	7	20	±3	
Non-Hispanic White	99	±1	79	5	17	±2	
Total Minority	99	±1	69	6	24	±2	
Non-Hispanic Black	98	±1	67	6	26	±3	
Hispanic	99	±1	70	7	24	±3	
FEMALES	98	±1	67	8	25	±2	
Enlisted	98	±1	66	8	26	±2	
E1 - E4	98	±1	66	8	26	±3	
E5 - E9	97	±1	67	9	25	±2	
Officers	98	±1	69	7	24	±3	
O1 - O3	96	±2	67	6	26	±4	
O4 - O6	99	±1	71	7	21	±4	
Reserve Unit	97	±1	66	8	26	±2	
AGR/FTS/AR	98	±1	69	10	22	±4	
IMA	99	±2	68	6	25	±6	
Non-Hispanic White	98	±1	70	8	22	±2	
Total Minority	97	±1	62	8	30	±3	
ARNG	97	±1	66	9	24	±3	
Enlisted	97	±1	66	9	25	±3	
Officers	96	±3	69	9	22	±6	
USAR	98	±1	62	9	30	±3	
Enlisted	98	±1	62	9	29	±3	
Officers	98	±2	60	6	33	±5	

Note. Percent responding are Reserve members who answered the question.

2012 Workplace and Gender Relations Survey of Reserve Component Members

100b. Continued	Percent Responding		Percentages			Max ME	Percentage Reporting Yes
			1	2	3		
USNR	97	±3	76	4	21	±5	
Enlisted	97	±3	75	3	22	±6	
Officers	99	±1	77	7	16	±5	
USMCR	96	±3	68	9	23	±9	
Enlisted	96	±4	68	10	23	±10	
Officers	94	±6	72	5	23	±11	
ANG	98	±1	72	7	21	±3	
Enlisted	98	±2	71	7	22	±4	
Officers	98	±2	80	7	14	±5	
USAFR	98	±1	68	6	26	±4	
Enlisted	98	±2	66	6	28	±5	
Officers	99	±1	74	6	21	±5	
MALES	99	±1	77	5	18	±2	
Enlisted	99	±1	76	5	19	±2	
E1 - E4	99	±1	74	5	21	±3	
E5 - E9	99	±1	78	5	16	±2	
Officers	99	±1	83	4	13	±2	
O1 - O3	99	±1	81	5	14	±4	
O4 - O6	99	±1	86	2	12	±3	
Reserve Unit	99	±1	77	5	18	±2	
AGR/FTS/AR	99	±1	79	5	16	±3	
IMA	98	±2	81	0	18	±5	
Non-Hispanic White	99	±1	80	4	16	±2	
Total Minority	99	±1	72	6	22	±3	
ARNG	99	±1	78	5	17	±2	
Enlisted	99	±1	77	5	18	±3	
Officers	99	±1	84	5	11	±4	
USAR	99	±1	73	5	21	±3	
Enlisted	99	±1	73	6	22	±4	
Officers	99	±2	77	4	19	±5	
USNR	100	±1	78	7	16	±4	
Enlisted	100	±1	75	9	16	±5	
Officers	99	±1	85	1	14	±5	
USMCR	100	±1	80	3	16	±6	
Enlisted	100	±1	80	4	17	±6	
Officers	99	±1	86	1	13	±5	
ANG	99	±1	82	3	15	±3	
Enlisted	99	±1	81	3	15	±3	
Officers	99	±2	86	3	10	±6	
USAFR	99	±1	77	3	20	±4	
Enlisted	99	±1	74	3	22	±5	
Officers	98	±2	90	1	9	±5	
USCGR	99	±1	74	4	22	±4	
Enlisted	99	±1	72	5	23	±4	
E1 - E4	99	±1	70	5	25	±5	
E5 - E9	99	±1	74	5	21	±6	
Officers	100	±1	80	2	17	±3	
O1 - O3	100	±1	75	3	23	±5	
O4 - O6	100	±0	88	2	10	±4	
Females	98	±2	63	4	32	±4	
Enlisted	97	±2	63	5	33	±5	
Officers	99	±2	66	3	31	±6	
Males	100	±1	76	4	20	±4	
Enlisted	99	±1	74	5	21	±5	
Officers	100	±0	84	2	14	±3	

100. Please give your opinion about whether the persons below make honest and reasonable efforts to stop sexual harassment, regardless of what is said officially.

c. Your immediate military supervisor

1. Yes

2. No

3. Don't know

	Percent Responding		Percentages			Max ME	Percentage Reporting Yes
			1	2	3		
TOTAL DOD	98	±1	77	6	17	±1	
ARNG	98	±1	78	7	16	±2	
USAR	98	±1	75	6	19	±2	
USNR	99	±1	78	6	15	±4	
USMCR	99	±1	79	5	16	±6	
ANG	99	±1	81	5	15	±3	
USAFR	98	±1	77	4	19	±3	
Enlisted	98	±1	76	6	17	±2	
E1 - E4	99	±1	75	6	19	±2	
E1 - E3	99	±1	76	6	18	±4	
E4	98	±1	74	6	20	±3	
E5 - E9	98	±1	78	6	16	±2	
E5 - E7	98	±1	77	7	16	±2	
E8 - E9	99	±1	86	5	10	±3	
Officers	99	±1	83	5	13	±2	
O1 - O3	98	±1	81	6	13	±3	
O4 - O6	99	±1	86	3	11	±2	
W1 - W5	97	±2	79	4	17	±6	
Reserve Unit	98	±1	77	6	17	±2	
AGR/FTS/AR	98	±1	78	6	15	±3	
IMA	98	±2	80	2	17	±4	
Not Activated Past 12 Months	98	±1	78	6	16	±2	
Activated Past 12 Months	98	±1	75	7	18	±3	
Not Deployed Past 12 Months	98	±1	78	6	17	±2	
Deployed Past 12 Months	99	±1	75	8	17	±3	
Non-Hispanic White	99	±1	80	6	14	±2	
Total Minority	98	±1	72	6	21	±2	
Non-Hispanic Black	98	±1	71	7	23	±3	
Hispanic	98	±1	73	6	21	±3	
FEMALES	97	±1	70	9	21	±2	
Enlisted	97	±1	69	10	21	±2	
E1 - E4	98	±1	69	9	21	±3	
E5 - E9	97	±1	70	10	21	±2	
Officers	98	±1	74	8	19	±3	
O1 - O3	98	±2	72	8	19	±4	
O4 - O6	99	±1	76	7	17	±4	
Reserve Unit	97	±1	70	9	21	±2	
AGR/FTS/AR	97	±2	70	12	18	±4	
IMA	98	±2	75	5	20	±6	
Non-Hispanic White	98	±1	73	9	18	±2	
Total Minority	97	±1	67	9	24	±3	
ARNG	97	±1	69	11	19	±3	
Enlisted	97	±1	69	12	19	±3	
Officers	96	±3	71	11	18	±6	
USAR	98	±1	67	10	23	±3	
Enlisted	98	±1	66	11	24	±3	
Officers	98	±2	71	7	22	±5	

Note. Percent responding are Reserve members who answered the question.

2012 Workplace and Gender Relations Survey of Reserve Component Members

100c. Continued	Percent Responding		Percentages			Max ME	Percentage Reporting Yes
			1	2	3		
USNR	97	±3	78	4	18	±5	
Enlisted	97	±3	78	3	19	±6	
Officers	99	±1	80	7	14	±5	
USMCR	96	±3	73	11	16	±8	
Enlisted	96	±4	72	12	16	±9	
Officers	91	±7	76	6	18	±11	
ANG	97	±2	74	8	18	±3	
Enlisted	97	±2	73	8	19	±4	
Officers	98	±2	79	8	13	±5	
USAFR	98	±2	71	7	23	±4	
Enlisted	98	±2	69	7	24	±5	
Officers	99	±1	76	6	18	±5	
MALES	99	±1	79	5	16	±2	
Enlisted	99	±1	78	5	17	±2	
E1 - E4	99	±1	76	5	19	±3	
E5 - E9	98	±1	80	6	15	±2	
Officers	99	±1	85	4	11	±2	
O1 - O3	99	±1	83	6	12	±4	
O4 - O6	99	±1	88	2	10	±3	
Reserve Unit	99	±1	79	5	16	±2	
AGR/FTS/AR	98	±1	81	5	15	±3	
IMA	98	±2	82	2	16	±5	
Non-Hispanic White	99	±1	81	5	14	±2	
Total Minority	98	±1	74	6	20	±3	
ARNG	98	±1	79	6	15	±2	
Enlisted	98	±1	78	6	16	±3	
Officers	99	±1	85	5	10	±4	
USAR	99	±1	78	5	17	±3	
Enlisted	99	±1	77	5	18	±3	
Officers	99	±2	82	4	14	±4	
USNR	99	±1	79	7	15	±4	
Enlisted	99	±2	76	9	15	±5	
Officers	99	±2	87	1	12	±5	
USMCR	100	±1	80	4	16	±6	
Enlisted	100	±1	79	5	16	±7	
Officers	99	±2	87	0	13	±8	
ANG	99	±1	82	4	14	±3	
Enlisted	99	±1	82	4	15	±3	
Officers	99	±2	86	4	10	±6	
USAFR	99	±1	79	3	18	±4	
Enlisted	99	±2	76	3	20	±5	
Officers	98	±2	89	3	8	±5	
USCGR	99	±1	78	4	18	±3	
Enlisted	99	±1	77	4	18	±4	
E1 - E4	99	±1	74	5	21	±5	
E5 - E9	99	±1	79	4	16	±5	
Officers	100	±0	79	2	19	±3	
O1 - O3	100	±0	74	3	23	±5	
O4 - O6	100	±0	86	2	12	±5	
Females	98	±2	67	5	28	±4	
Enlisted	97	±2	67	6	27	±5	
Officers	100	±0	66	4	29	±6	
Males	99	±1	80	4	16	±4	
Enlisted	99	±1	79	4	17	±4	
Officers	100	±0	83	2	16	±4	

101. In your military work group, to what extent...

a. Would you feel free to report sexual harassment without fear of reprisals?

1. Not at all
4. Large extent

2. Small extent
5. Very large extent

3. Moderate extent

	Percent Responding		Percentages					Max ME	Average Extent		
			1	2	3	4	5				
TOTAL DOD	98	±1	11	5	12	26	47	±2	3.9	±0.1	
ARNG	98	±1	11	5	13	25	46	±2	3.9	±0.1	
USAR	99	±1	11	5	11	25	47	±3	3.9	±0.1	
USNR	98	±1	8	4	10	24	55	±4	4.1	±0.1	
USMCR	99	±2	11	5	13	24	46	±6	3.9	±0.2	
ANG	99	±1	10	4	11	28	47	±3	4.0	±0.1	
USAFR	98	±1	10	6	11	25	48	±4	4.0	±0.1	
Enlisted	98	±1	11	5	12	25	46	±2	3.9	±0.1	
E1 – E4	98	±1	11	5	14	25	46	±3	3.9	±0.1	
E1 – E3	98	±1	10	5	14	25	46	±4	3.9	±0.1	
E4	98	±1	12	4	14	24	46	±3	3.9	±0.1	
E5 – E9	98	±1	11	5	11	26	47	±2	3.9	±0.1	
E5 – E7	98	±1	12	5	12	26	45	±2	3.9	±0.1	
E8 – E9	99	±1	9	4	6	25	57	±4	4.2	±0.1	
Officers	98	±1	7	4	8	27	54	±3	4.2	±0.1	
O1 – O3	98	±2	9	5	10	27	49	±4	4.0	±0.1	
O4 – O6	99	±1	5	3	7	26	59	±3	4.3	±0.1	
W1 – W5	96	±2	7	4	6	34	48	±6	4.1	±0.2	
Reserve Unit	98	±1	11	5	12	25	47	±2	3.9	±0.1	
AGR/FTS/AR	98	±1	10	4	9	27	50	±3	4.0	±0.1	
IMA	98	±2	6	3	9	26	56	±5	4.2	±0.2	
Not Activated Past 12 Months	98	±1	10	5	12	26	48	±2	4.0	±0.1	
Activated Past 12 Months	98	±1	12	5	12	25	46	±3	3.9	±0.1	
Not Deployed Past 12 Months	98	±1	10	5	12	26	47	±2	4.0	±0.1	
Deployed Past 12 Months	99	±1	12	5	12	23	47	±4	3.9	±0.1	
Non-Hispanic White	98	±1	9	4	12	27	48	±2	4.0	±0.1	
Total Minority	98	±1	13	5	12	24	47	±2	3.9	±0.1	
Non-Hispanic Black	98	±1	12	5	11	24	48	±4	3.9	±0.1	
Hispanic	98	±1	13	5	11	22	49	±4	3.9	±0.1	
FEMALES	97	±1	11	9	16	27	38	±2	3.7	±0.1	
Enlisted	97	±1	11	9	16	26	38	±2	3.7	±0.1	
E1 – E4	97	±1	10	8	18	26	37	±3	3.7	±0.1	
E5 – E9	97	±1	12	10	14	26	39	±2	3.7	±0.1	
Officers	98	±1	9	9	14	28	40	±3	3.8	±0.1	
O1 – O3	98	±2	9	11	15	28	37	±4	3.7	±0.2	
O4 – O6	99	±1	9	6	13	28	44	±4	3.9	±0.1	
Reserve Unit	97	±1	10	9	16	26	38	±2	3.7	±0.1	
AGR/FTS/AR	97	±2	13	10	13	27	38	±4	3.7	±0.1	
IMA	98	±2	9	7	12	28	43	±6	3.9	±0.2	
Non-Hispanic White	98	±1	9	10	17	28	36	±2	3.7	±0.1	
Total Minority	96	±1	12	8	15	24	41	±3	3.7	±0.1	
ARNG	96	±1	11	9	18	26	36	±3	3.7	±0.1	
Enlisted	96	±2	12	9	18	25	36	±3	3.7	±0.1	
Officers	97	±3	8	9	15	29	38	±7	3.8	±0.2	
USAR	98	±1	12	10	14	25	39	±3	3.7	±0.1	
Enlisted	98	±1	12	10	14	25	39	±3	3.7	±0.1	
Officers	98	±2	10	10	15	26	39	±5	3.7	±0.2	

Note. Percent responding are Reserve members who answered the question.

2012 Workplace and Gender Relations Survey of Reserve Component Members

101a. Continued	Percent Responding		Percentages					Max ME	Average Extent		
			1	2	3	4	5				
USNR	97	±3	7	7	14	28	44	±5	4.0	±0.2	
Enlisted	96	±3	7	7	14	27	45	±6	4.0	±0.2	
Officers	99	±1	7	6	13	33	41	±6	4.0	±0.2	
USMCR	96	±3	13	11	27	23	26	±9	3.4	±0.3	
Enlisted	97	±3	14	11	29	22	24	±10	3.3	±0.3	
Officers	94	±6	11	12	12	24	40	±11	3.7	±0.4	
ANG	98	±1	10	9	15	30	36	±4	3.7	±0.1	
Enlisted	98	±2	10	9	16	30	35	±4	3.7	±0.1	
Officers	98	±2	8	9	10	32	41	±6	3.9	±0.2	
USAFR	97	±2	8	10	14	28	41	±4	3.8	±0.1	
Enlisted	96	±2	7	10	14	28	40	±5	3.8	±0.2	
Officers	99	±2	9	7	13	28	43	±6	3.9	±0.2	
MALES	98	±1	11	4	11	25	50	±2	4.0	±0.1	
Enlisted	99	±1	11	4	12	25	48	±2	3.9	±0.1	
E1 - E4	99	±1	11	4	13	24	48	±3	3.9	±0.1	
E5 - E9	98	±1	11	4	11	26	48	±2	4.0	±0.1	
Officers	98	±1	6	3	7	27	57	±3	4.3	±0.1	
O1 - O3	97	±2	8	3	8	27	53	±5	4.1	±0.2	
O4 - O6	99	±1	4	2	6	25	62	±4	4.4	±0.1	
Reserve Unit	98	±1	11	4	11	25	49	±2	4.0	±0.1	
AGR/FTS/AR	99	±1	9	3	8	27	53	±4	4.1	±0.1	
IMA	98	±2	6	2	9	25	59	±6	4.3	±0.2	
Non-Hispanic White	98	±1	9	3	11	26	50	±2	4.0	±0.1	
Total Minority	99	±1	13	4	11	23	49	±3	3.9	±0.1	
ARNG	98	±1	11	4	12	25	48	±3	4.0	±0.1	
Enlisted	98	±1	11	4	12	25	47	±3	3.9	±0.1	
Officers	98	±2	8	4	8	27	53	±5	4.1	±0.2	
USAR	99	±1	11	3	10	25	50	±3	4.0	±0.1	
Enlisted	99	±1	12	3	12	25	48	±4	3.9	±0.1	
Officers	98	±2	7	4	5	27	58	±5	4.3	±0.2	
USNR	99	±2	8	3	9	23	57	±5	4.2	±0.2	
Enlisted	99	±2	9	3	10	23	55	±6	4.1	±0.2	
Officers	98	±2	3	2	7	24	65	±6	4.5	±0.2	
USMCR	99	±2	11	5	12	24	47	±7	3.9	±0.2	
Enlisted	99	±2	12	6	13	24	45	±7	3.9	±0.2	
Officers	99	±2	3	2	8	23	63	±10	4.4	±0.2	
ANG	99	±1	10	3	10	27	49	±4	4.0	±0.1	
Enlisted	99	±1	11	3	10	27	48	±4	4.0	±0.1	
Officers	99	±2	4	3	7	30	56	±7	4.3	±0.2	
USAFR	98	±2	10	4	10	24	51	±5	4.0	±0.2	
Enlisted	98	±2	12	5	11	24	48	±5	3.9	±0.2	
Officers	98	±2	6	1	6	27	60	±7	4.4	±0.2	
USCGR	98	±1	8	4	12	27	49	±4	4.0	±0.1	
Enlisted	98	±1	9	4	13	27	47	±4	4.0	±0.2	
E1 - E4	98	±2	9	4	14	32	41	±6	3.9	±0.2	
E5 - E9	98	±2	10	4	12	24	51	±6	4.0	±0.2	
Officers	100	±1	4	2	8	27	60	±4	4.4	±0.1	
O1 - O3	100	±0	4	2	12	28	53	±5	4.2	±0.1	
O4 - O6	99	±2	2	1	5	25	67	±6	4.5	±0.1	
Females	98	±2	4	7	16	27	45	±4	4.0	±0.1	
Enlisted	98	±2	4	8	17	26	46	±5	4.0	±0.2	
Officers	100	±0	3	6	16	33	43	±6	4.1	±0.2	
Males	99	±1	9	3	11	27	50	±4	4.1	±0.2	
Enlisted	98	±2	10	3	12	28	47	±5	4.0	±0.2	
Officers	100	±1	4	1	6	25	64	±4	4.4	±0.1	

101. In your military work group, to what extent...
























































b. Would you feel free to report sexual assault without fear of reprisals?

- 1. Not at all
- 2. Small extent
- 3. Moderate extent
- 4. Large extent
- 5. Very large extent

	Percent Responding		Percentages					Max ME	Average Extent		Bar
			1	2	3	4	5				
TOTAL DOD	98	±1	10	4	11	25	50	±2	4.0	±0.1	
ARNG	98	±1	11	4	12	25	49	±2	4.0	±0.1	
USAR	99	±1	11	4	12	24	49	±3	4.0	±0.1	
USNR	98	±1	7	4	9	24	56	±4	4.2	±0.1	
USMCR	99	±1	10	4	13	23	50	±6	4.0	±0.2	
ANG	99	±1	10	3	10	27	50	±3	4.0	±0.1	
USAFR	98	±1	9	5	10	26	50	±4	4.0	±0.1	
Enlisted	98	±1	11	4	12	25	48	±2	4.0	±0.1	
E1 - E4	98	±1	10	4	14	24	47	±3	3.9	±0.1	
E1 - E3	99	±1	9	4	14	25	48	±4	4.0	±0.1	
E4	98	±1	11	4	14	24	47	±3	3.9	±0.1	
E5 - E9	98	±1	11	4	10	25	49	±2	4.0	±0.1	
E5 - E7	98	±1	12	4	11	25	48	±2	3.9	±0.1	
E8 - E9	100	±1	8	3	5	23	60	±4	4.2	±0.1	
Officers	98	±1	6	3	6	27	58	±2	4.3	±0.1	
O1 - O3	97	±2	9	3	7	28	53	±4	4.1	±0.1	
O4 - O6	99	±1	4	3	6	25	63	±3	4.4	±0.1	
W1 - W5	96	±3	7	4	6	30	53	±6	4.2	±0.2	
Reserve Unit	98	±1	10	4	11	25	49	±2	4.0	±0.1	
AGR/FTS/AR	99	±1	10	4	9	25	53	±3	4.1	±0.1	
IMA	98	±2	6	3	7	25	59	±5	4.3	±0.2	
Not Activated Past 12 Months	98	±1	10	4	11	25	50	±2	4.0	±0.1	
Activated Past 12 Months	98	±1	11	4	12	25	48	±3	3.9	±0.1	
Not Deployed Past 12 Months	98	±1	10	4	11	25	50	±2	4.0	±0.1	
Deployed Past 12 Months	98	±1	12	4	12	22	49	±4	3.9	±0.1	
Non-Hispanic White	98	±1	9	4	11	26	51	±2	4.1	±0.1	
Total Minority	98	±1	13	5	11	23	48	±2	3.9	±0.1	
Non-Hispanic Black	98	±1	12	5	10	24	48	±4	3.9	±0.1	
Hispanic	98	±1	12	4	11	22	50	±4	3.9	±0.1	
FEMALES	97	±1	10	8	14	27	42	±2	3.8	±0.1	
Enlisted	97	±1	10	8	15	26	41	±2	3.8	±0.1	
E1 - E4	97	±1	9	8	17	26	39	±3	3.8	±0.1	
E5 - E9	97	±1	11	8	13	26	42	±2	3.8	±0.1	
Officers	98	±1	8	6	11	29	47	±3	4.0	±0.1	
O1 - O3	97	±2	8	7	13	30	43	±4	3.9	±0.2	
O4 - O6	99	±1	8	5	9	28	52	±4	4.1	±0.1	
Reserve Unit	97	±1	10	8	15	27	41	±2	3.8	±0.1	
AGR/FTS/AR	98	±1	12	8	10	28	42	±4	3.8	±0.1	
IMA	98	±2	8	5	9	27	51	±6	4.1	±0.2	
Non-Hispanic White	98	±1	8	7	15	29	41	±2	3.9	±0.1	
Total Minority	96	±1	12	8	14	24	43	±3	3.8	±0.1	
ARNG	96	±1	10	7	16	26	40	±3	3.8	±0.1	
Enlisted	96	±1	11	8	17	25	40	±3	3.8	±0.1	
Officers	96	±3	6	6	10	31	46	±7	4.1	±0.2	
USAR	98	±1	12	9	14	25	41	±3	3.8	±0.1	
Enlisted	98	±1	12	9	14	24	40	±3	3.7	±0.1	
Officers	98	±2	10	6	14	27	43	±5	3.9	±0.2	

Note. Percent responding are Reserve members who answered the question.

2012 Workplace and Gender Relations Survey of Reserve Component Members

101b. Continued	Percent Responding		Percentages					Max ME	Average Extent		
			1	2	3	4	5				
USNR	97	±3	7	6	10	30	46	±5	4.0	±0.2	
Enlisted	96	±3	7	6	11	29	46	±6	4.0	±0.2	
Officers	99	±2	6	5	9	32	47	±6	4.1	±0.2	
USMCR	96	±3	13	10	23	22	32	±8	3.5	±0.3	
Enlisted	96	±4	13	10	25	22	29	±10	3.4	±0.3	
Officers	94	±6	9	10	7	22	51	±11	4.0	±0.3	
ANG	98	±1	8	8	14	30	40	±4	3.9	±0.1	
Enlisted	98	±2	9	8	14	30	39	±4	3.8	±0.1	
Officers	98	±2	4	7	9	29	51	±6	4.2	±0.2	
USAFR	97	±2	8	7	12	28	45	±4	4.0	±0.1	
Enlisted	96	±2	8	7	13	28	44	±5	3.9	±0.2	
Officers	99	±2	8	5	9	28	51	±6	4.1	±0.2	
MALES	98	±1	10	3	10	25	52	±2	4.0	±0.1	
Enlisted	99	±1	11	3	11	24	50	±2	4.0	±0.1	
E1 - E4	99	±1	11	3	13	24	49	±3	4.0	±0.1	
E5 - E9	98	±1	11	3	10	25	51	±2	4.0	±0.1	
Officers	98	±1	6	2	5	26	60	±3	4.3	±0.1	
O1 - O3	97	±2	9	2	5	28	56	±5	4.2	±0.1	
O4 - O6	99	±1	3	2	5	24	65	±4	4.4	±0.1	
Reserve Unit	98	±1	10	3	11	25	51	±2	4.0	±0.1	
AGR/FTS/AR	99	±1	9	3	8	24	55	±4	4.1	±0.1	
IMA	98	±2	5	3	7	25	61	±6	4.3	±0.2	
Non-Hispanic White	98	±1	9	3	10	25	52	±2	4.1	±0.1	
Total Minority	99	±1	13	4	10	23	50	±3	3.9	±0.1	
ARNG	98	±1	11	3	11	25	50	±3	4.0	±0.1	
Enlisted	98	±1	11	3	12	25	49	±3	4.0	±0.1	
Officers	97	±2	8	3	5	28	57	±5	4.2	±0.2	
USAR	99	±1	11	3	11	24	52	±3	4.0	±0.1	
Enlisted	99	±1	11	3	12	24	50	±4	4.0	±0.1	
Officers	99	±2	7	3	4	25	60	±5	4.3	±0.2	
USNR	99	±1	7	3	9	22	59	±5	4.2	±0.2	
Enlisted	99	±1	9	3	10	21	57	±6	4.1	±0.2	
Officers	99	±2	3	2	6	24	66	±6	4.5	±0.2	
USMCR	99	±1	10	4	12	23	51	±7	4.0	±0.2	
Enlisted	99	±1	11	4	13	23	49	±7	4.0	±0.2	
Officers	98	±2	4	1	3	27	65	±8	4.5	±0.2	
ANG	99	±1	10	2	10	26	52	±4	4.1	±0.1	
Enlisted	99	±1	11	3	10	25	51	±4	4.0	±0.1	
Officers	99	±1	4	1	7	28	59	±7	4.4	±0.2	
USAFR	98	±2	10	4	9	26	52	±5	4.0	±0.2	
Enlisted	98	±2	11	5	9	26	49	±5	4.0	±0.2	
Officers	97	±3	6	2	5	25	62	±7	4.4	±0.2	
USCGR	98	±1	8	4	11	26	51	±4	4.1	±0.1	
Enlisted	98	±1	9	5	11	26	49	±4	4.0	±0.2	
E1 - E4	98	±2	10	4	12	31	42	±6	3.9	±0.2	
E5 - E9	98	±2	8	5	11	23	53	±6	4.1	±0.2	
Officers	99	±1	4	1	8	26	61	±4	4.4	±0.1	
O1 - O3	99	±2	5	2	11	27	55	±5	4.3	±0.1	
O4 - O6	99	±2	2	1	5	24	68	±6	4.5	±0.1	
Females	98	±2	4	5	15	30	47	±4	4.1	±0.1	
Enlisted	98	±2	4	5	15	28	47	±5	4.1	±0.1	
Officers	99	±2	3	3	15	35	43	±6	4.1	±0.2	
Males	98	±1	9	4	10	26	51	±4	4.1	±0.2	
Enlisted	98	±2	10	5	11	26	49	±5	4.0	±0.2	
Officers	99	±1	4	1	6	23	66	±4	4.5	±0.1	

101. In your military work group, to what extent...

c. Would your complaints about sexual harassment be taken seriously no matter who files them?

1. Not at all
4. Large extent

2. Small extent
5. Very large extent

3. Moderate extent

	Percent Responding		Percentages					Max ME	Average Extent		
			1	2	3	4	5				
TOTAL DOD	98	±1	9	5	13	26	48	±2	4.0	±0.1	
ARNG	97	±1	9	5	14	27	46	±2	3.9	±0.1	
USAR	98	±1	9	6	12	26	47	±3	4.0	±0.1	
USNR	98	±2	7	4	10	24	56	±4	4.2	±0.1	
USMCR	98	±2	9	2	13	23	52	±6	4.1	±0.2	
ANG	98	±1	8	4	13	28	48	±3	4.1	±0.1	
USAFR	97	±1	9	6	10	27	48	±4	4.0	±0.1	
Enlisted	98	±1	9	5	13	26	47	±2	4.0	±0.1	
E1 – E4	98	±1	9	5	14	25	47	±3	4.0	±0.1	
E1 – E3	98	±1	9	3	14	26	48	±4	4.0	±0.1	
E4	97	±1	10	6	14	24	46	±3	3.9	±0.1	
E5 – E9	98	±1	9	5	13	27	46	±2	4.0	±0.1	
E5 – E7	98	±1	10	5	13	27	45	±2	3.9	±0.1	
E8 – E9	99	±1	7	3	8	25	57	±4	4.2	±0.1	
Officers	98	±1	5	4	9	28	53	±3	4.2	±0.1	
O1 – O3	97	±2	7	5	11	28	50	±4	4.1	±0.1	
O4 – O6	99	±1	4	3	8	28	58	±3	4.3	±0.1	
W1 – W5	96	±2	6	5	10	33	45	±6	4.1	±0.2	
Reserve Unit	98	±1	9	5	13	26	47	±2	4.0	±0.1	
AGR/FTS/AR	98	±1	8	5	12	28	48	±3	4.0	±0.1	
IMA	98	±2	5	4	8	27	56	±5	4.3	±0.2	
Not Activated Past 12 Months	98	±1	8	4	12	27	48	±2	4.0	±0.1	
Activated Past 12 Months	98	±1	10	6	13	25	46	±3	3.9	±0.1	
Not Deployed Past 12 Months	98	±1	8	4	13	27	48	±2	4.0	±0.1	
Deployed Past 12 Months	98	±1	11	6	14	24	46	±4	3.9	±0.1	
Non-Hispanic White	98	±1	8	5	13	27	48	±2	4.0	±0.1	
Total Minority	98	±1	11	5	13	25	47	±2	3.9	±0.1	
Non-Hispanic Black	97	±1	11	4	13	24	48	±4	3.9	±0.1	
Hispanic	97	±1	10	5	12	25	49	±4	4.0	±0.1	
FEMALES	97	±1	9	8	17	28	38	±2	3.8	±0.1	
Enlisted	96	±1	9	9	17	27	38	±2	3.8	±0.1	
E1 – E4	96	±2	8	8	19	27	38	±3	3.8	±0.1	
E5 – E9	97	±1	9	9	16	27	39	±2	3.8	±0.1	
Officers	98	±1	7	8	15	31	39	±3	3.9	±0.1	
O1 – O3	97	±2	6	9	16	31	37	±5	3.8	±0.1	
O4 – O6	99	±1	8	6	12	30	44	±4	4.0	±0.1	
Reserve Unit	96	±1	8	8	17	28	38	±2	3.8	±0.1	
AGR/FTS/AR	97	±2	10	9	15	28	39	±4	3.8	±0.1	
IMA	98	±2	6	6	11	30	47	±6	4.1	±0.2	
Non-Hispanic White	97	±1	8	9	17	29	37	±2	3.8	±0.1	
Total Minority	96	±1	10	8	17	25	40	±3	3.8	±0.1	
ARNG	96	±1	9	9	18	28	36	±3	3.7	±0.1	
Enlisted	96	±2	9	9	18	28	36	±3	3.7	±0.1	
Officers	96	±3	9	11	15	30	35	±7	3.7	±0.2	
USAR	97	±1	10	10	16	26	39	±3	3.7	±0.1	
Enlisted	97	±2	11	10	17	24	39	±3	3.7	±0.1	
Officers	98	±2	7	9	15	32	38	±6	3.9	±0.2	

Note. Percent responding are Reserve members who answered the question.

2012 Workplace and Gender Relations Survey of Reserve Component Members

101c. Continued	Percent Responding		Percentages					Max ME	Average Extent		
			1	2	3	4	5				
USNR	97	±3	6	4	15	29	45	±5	4.0	±0.2	
Enlisted	96	±3	6	4	15	29	45	±6	4.0	±0.2	
Officers	98	±2	6	5	15	31	44	±6	4.0	±0.2	
USMCR	96	±3	11	9	22	26	32	±8	3.6	±0.3	
Enlisted	97	±3	12	9	24	26	30	±10	3.5	±0.3	
Officers	94	±6	6	13	13	26	41	±11	3.8	±0.3	
ANG	97	±2	8	7	17	30	38	±4	3.8	±0.1	
Enlisted	97	±2	8	8	18	29	38	±4	3.8	±0.1	
Officers	98	±2	6	6	14	35	39	±6	3.9	±0.2	
USAFR	96	±2	6	8	15	29	41	±4	3.9	±0.1	
Enlisted	96	±2	7	9	16	29	40	±5	3.9	±0.2	
Officers	99	±1	6	6	13	28	46	±6	4.0	±0.2	
MALES	98	±1	9	4	12	26	50	±2	4.0	±0.1	
Enlisted	98	±1	9	4	12	26	48	±2	4.0	±0.1	
E1 - E4	98	±1	10	4	13	24	49	±3	4.0	±0.1	
E5 - E9	98	±1	9	4	12	27	48	±2	4.0	±0.1	
Officers	98	±1	5	3	8	28	56	±3	4.3	±0.1	
O1 - O3	98	±2	7	4	9	27	54	±5	4.2	±0.1	
O4 - O6	99	±1	3	2	7	27	60	±4	4.4	±0.1	
Reserve Unit	98	±1	9	4	12	26	49	±2	4.0	±0.1	
AGR/FTS/AR	99	±1	7	4	11	28	50	±4	4.1	±0.1	
IMA	99	±2	4	3	8	26	59	±6	4.3	±0.2	
Non-Hispanic White	98	±1	8	4	12	27	50	±2	4.1	±0.1	
Total Minority	98	±1	11	4	12	25	48	±3	4.0	±0.1	
ARNG	98	±1	9	4	13	26	47	±3	4.0	±0.1	
Enlisted	98	±1	10	4	14	26	47	±3	4.0	±0.1	
Officers	98	±2	6	4	10	29	52	±5	4.2	±0.1	
USAR	98	±1	8	4	11	26	50	±3	4.0	±0.1	
Enlisted	99	±1	9	5	12	26	48	±4	4.0	±0.1	
Officers	98	±2	6	3	6	29	56	±5	4.3	±0.2	
USNR	98	±2	7	4	8	23	58	±5	4.2	±0.2	
Enlisted	98	±2	8	4	9	22	57	±6	4.2	±0.2	
Officers	98	±2	3	2	7	24	64	±6	4.4	±0.2	
USMCR	98	±2	9	2	13	23	53	±7	4.1	±0.2	
Enlisted	98	±2	10	2	13	23	52	±7	4.0	±0.2	
Officers	98	±2	3	2	9	25	61	±10	4.4	±0.2	
ANG	99	±1	8	3	12	28	50	±4	4.1	±0.1	
Enlisted	99	±1	8	3	12	28	49	±4	4.1	±0.1	
Officers	99	±2	4	1	11	25	59	±7	4.4	±0.2	
USAFR	98	±2	10	5	9	26	50	±5	4.0	±0.2	
Enlisted	98	±2	11	6	10	26	48	±5	3.9	±0.2	
Officers	98	±3	5	3	5	28	59	±7	4.3	±0.2	
USCGR	98	±1	8	3	12	27	49	±4	4.0	±0.1	
Enlisted	98	±1	9	4	13	27	47	±4	4.0	±0.2	
E1 - E4	98	±2	8	5	15	32	40	±6	3.9	±0.2	
E5 - E9	98	±2	10	3	12	25	51	±6	4.0	±0.2	
Officers	99	±1	3	2	9	27	59	±4	4.4	±0.1	
O1 - O3	98	±2	4	3	10	30	53	±5	4.2	±0.1	
O4 - O6	99	±2	1	1	7	23	67	±6	4.5	±0.1	
Females	98	±2	4	5	15	31	46	±4	4.1	±0.1	
Enlisted	98	±2	4	5	15	29	47	±5	4.1	±0.1	
Officers	98	±2	3	4	15	37	41	±6	4.1	±0.2	
Males	98	±1	9	3	12	27	49	±4	4.0	±0.2	
Enlisted	98	±2	10	4	13	27	46	±5	4.0	±0.2	
Officers	99	±1	3	1	8	24	64	±4	4.4	±0.1	

101. In your military work group, to what extent...

d. Would people be able to get away with sexual harassment if it were reported?

1. Not at all
4. Large extent

2. Small extent
5. Very large extent

3. Moderate extent

	Percent Responding		Percentages					Max ME	Average Extent		
			1	2	3	4	5				
TOTAL DOD	98	±1	62	15	9	6	8	±2	1.8	±0.1	█
ARNG	98	±1	61	15	10	6	8	±2	1.8	±0.1	█
USAR	99	±1	61	15	10	5	8	±3	1.8	±0.1	█
USNR	98	±1	65	14	6	5	9	±4	1.8	±0.1	█
USMCR	99	±2	65	11	12	6	6	±6	1.8	±0.2	█
ANG	99	±1	63	15	9	6	7	±3	1.8	±0.1	█
USAFR	98	±1	64	18	8	4	5	±4	1.7	±0.1	█
Enlisted	98	±1	63	14	10	6	8	±2	1.8	±0.1	█
E1 - E4	98	±1	62	14	11	6	8	±3	1.8	±0.1	█
E1 - E3	98	±1	65	12	9	5	9	±4	1.8	±0.1	█
E4	98	±1	60	15	12	6	8	±3	1.9	±0.1	█
E5 - E9	98	±1	63	15	9	6	7	±2	1.8	±0.1	█
E5 - E7	98	±1	63	15	9	6	7	±2	1.8	±0.1	█
E8 - E9	99	±1	68	15	6	4	7	±4	1.7	±0.1	█
Officers	98	±1	59	20	7	6	8	±2	1.8	±0.1	█
O1 - O3	98	±2	58	20	8	7	7	±4	1.9	±0.1	█
O4 - O6	99	±1	61	20	6	5	8	±3	1.8	±0.1	█
W1 - W5	96	±2	59	20	10	3	8	±6	1.8	±0.2	█
Reserve Unit	98	±1	62	15	10	6	7	±2	1.8	±0.1	█
AGR/FTS/AR	99	±1	60	17	9	6	9	±3	1.9	±0.1	█
IMA	98	±2	64	21	6	4	5	±5	1.7	±0.1	█
Not Activated Past 12 Months	98	±1	63	15	9	5	7	±2	1.8	±0.1	█
Activated Past 12 Months	98	±1	60	15	10	6	8	±3	1.9	±0.1	█
Not Deployed Past 12 Months	98	±1	63	15	9	5	7	±2	1.8	±0.1	█
Deployed Past 12 Months	98	±1	59	16	10	6	9	±4	1.9	±0.1	█
Non-Hispanic White	98	±1	63	17	9	5	7	±2	1.8	±0.1	█
Total Minority	98	±1	62	13	10	6	9	±2	1.9	±0.1	█
Non-Hispanic Black	98	±1	62	11	9	8	10	±4	1.9	±0.1	█
Hispanic	98	±1	63	12	11	5	10	±4	1.9	±0.1	█
FEMALES	97	±1	51	21	14	7	8	±2	2.0	±0.1	█
Enlisted	97	±1	52	19	14	7	8	±2	2.0	±0.1	█
E1 - E4	96	±1	53	18	15	6	8	±3	2.0	±0.1	█
E5 - E9	97	±1	51	21	13	7	8	±2	2.0	±0.1	█
Officers	98	±1	46	27	13	7	7	±3	2.0	±0.1	█
O1 - O3	97	±2	45	27	14	7	7	±5	2.0	±0.1	█
O4 - O6	99	±1	48	28	10	8	7	±4	2.0	±0.1	█
Reserve Unit	97	±1	52	20	14	7	7	±2	2.0	±0.1	█
AGR/FTS/AR	98	±1	47	23	13	9	9	±4	2.1	±0.1	█
IMA	98	±2	52	27	9	5	7	±6	1.9	±0.2	█
Non-Hispanic White	97	±1	50	24	14	7	6	±2	2.0	±0.1	█
Total Minority	96	±1	53	17	14	7	9	±3	2.0	±0.1	█
ARNG	96	±1	47	22	16	7	8	±3	2.1	±0.1	█
Enlisted	96	±2	48	21	16	7	8	±3	2.1	±0.1	█
Officers	96	±3	39	30	14	10	7	±7	2.2	±0.2	█
USAR	98	±1	53	18	14	7	8	±3	2.0	±0.1	█
Enlisted	98	±1	54	17	14	7	8	±4	2.0	±0.1	█
Officers	98	±2	48	24	15	7	6	±6	2.0	±0.2	█

Note. Percent responding are Reserve members who answered the question.

2012 Workplace and Gender Relations Survey of Reserve Component Members

101d. Continued	Percent Responding		Percentages					Max ME	Average Extent		
			1	2	3	4	5				
USNR	97	±3	60	19	9	6	7	±5	1.8	±0.2	
Enlisted	96	±3	62	17	9	6	7	±6	1.8	±0.2	
Officers	99	±2	52	26	9	6	7	±7	1.9	±0.2	
USMCR	96	±3	45	18	24	6	7	±9	2.1	±0.3	
Enlisted	97	±3	44	16	26	7	7	±10	2.2	±0.3	
Officers	94	±6	53	28	9	4	5	±11	1.8	±0.3	
ANG	97	±1	49	22	15	8	7	±4	2.0	±0.1	
Enlisted	97	±2	49	21	15	7	7	±4	2.0	±0.1	
Officers	98	±2	47	26	13	9	6	±6	2.0	±0.2	
USAFR	97	±2	56	23	10	5	6	±4	1.8	±0.1	
Enlisted	96	±2	58	21	10	5	5	±5	1.8	±0.1	
Officers	98	±2	47	31	10	5	7	±6	1.9	±0.2	
MALES	99	±1	65	14	8	5	8	±2	1.8	±0.1	
Enlisted	99	±1	65	13	9	5	8	±2	1.8	±0.1	
E1 - E4	98	±1	64	13	10	5	8	±3	1.8	±0.1	
E5 - E9	99	±1	66	13	8	5	7	±2	1.7	±0.1	
Officers	98	±1	62	19	6	5	8	±3	1.8	±0.1	
O1 - O3	98	±2	61	18	6	7	7	±5	1.8	±0.2	
O4 - O6	99	±1	64	19	5	4	8	±4	1.7	±0.1	
Reserve Unit	98	±1	65	14	9	5	7	±2	1.8	±0.1	
AGR/FTS/AR	99	±1	63	15	8	5	9	±4	1.8	±0.1	
IMA	98	±2	68	19	5	3	5	±6	1.6	±0.2	
Non-Hispanic White	98	±1	65	15	8	5	7	±2	1.7	±0.1	
Total Minority	99	±1	64	12	9	6	9	±3	1.8	±0.1	
ARNG	98	±1	63	14	8	6	8	±3	1.8	±0.1	
Enlisted	98	±1	64	13	9	6	8	±3	1.8	±0.1	
Officers	98	±2	58	20	8	6	8	±5	1.9	±0.2	
USAR	99	±1	64	15	9	4	8	±3	1.8	±0.1	
Enlisted	99	±1	64	14	10	4	8	±4	1.8	±0.1	
Officers	99	±2	63	18	5	5	9	±5	1.8	±0.2	
USNR	99	±2	66	13	6	5	10	±5	1.8	±0.2	
Enlisted	99	±2	66	12	6	5	11	±6	1.8	±0.2	
Officers	99	±2	68	15	5	5	7	±6	1.7	±0.2	
USMCR	99	±2	66	11	12	5	6	±7	1.8	±0.2	
Enlisted	99	±2	66	10	13	6	6	±7	1.7	±0.2	
Officers	99	±2	64	18	4	5	9	±8	1.8	±0.2	
ANG	99	±1	67	14	8	5	6	±3	1.7	±0.1	
Enlisted	99	±1	67	12	9	5	6	±4	1.7	±0.1	
Officers	99	±2	62	20	7	4	8	±7	1.8	±0.2	
USAFR	98	±2	67	16	8	4	5	±4	1.6	±0.1	
Enlisted	98	±2	66	15	9	5	5	±5	1.7	±0.2	
Officers	97	±2	72	18	5	1	3	±7	1.5	±0.2	
USCGR	98	±1	67	12	8	5	8	±4	1.8	±0.1	
Enlisted	98	±1	67	12	8	5	8	±4	1.8	±0.2	
E1 - E4	98	±2	62	14	9	6	9	±6	1.9	±0.2	
E5 - E9	98	±2	70	10	7	4	8	±6	1.7	±0.2	
Officers	99	±1	65	17	6	4	8	±4	1.7	±0.1	
O1 - O3	99	±1	61	17	6	6	10	±5	1.9	±0.2	
O4 - O6	98	±2	68	17	5	4	7	±6	1.6	±0.2	
Females	97	±2	55	22	11	6	7	±4	1.9	±0.1	
Enlisted	97	±2	54	21	12	6	7	±5	1.9	±0.2	
Officers	98	±2	56	26	8	5	4	±6	1.8	±0.2	
Males	99	±1	69	11	7	5	9	±4	1.7	±0.2	
Enlisted	98	±2	69	10	7	5	9	±5	1.7	±0.2	
Officers	99	±1	68	14	5	4	9	±4	1.7	±0.2	

101. In your military work group, to what extent...

e. Would people be able to get away with sexual assault if it were reported?

- 1. Not at all
- 2. Small extent
- 3. Moderate extent
- 4. Large extent
- 5. Very large extent

	Percent Responding		Percentages					Max ME	Average Extent		
			1	2	3	4	5				
TOTAL DOD	98	±1	71	11	8	4	7	±2	1.7	±0.1	■
ARNG	98	±1	69	11	8	4	7	±2	1.7	±0.1	■
USAR	98	±1	71	10	8	4	7	±3	1.7	±0.1	■
USNR	98	±2	72	9	5	5	9	±4	1.7	±0.1	■
USMCR	99	±1	70	8	11	4	6	±6	1.7	±0.2	■
ANG	98	±1	72	11	7	5	6	±3	1.6	±0.1	■
USAFR	97	±1	73	13	6	3	5	±3	1.5	±0.1	■
Enlisted	98	±1	71	10	8	4	7	±2	1.7	±0.1	■
E1 – E4	98	±1	69	10	9	5	7	±2	1.7	±0.1	■
E1 – E3	98	±1	71	8	9	5	7	±4	1.7	±0.1	■
E4	98	±1	68	11	9	5	7	±3	1.7	±0.1	■
E5 – E9	98	±1	72	10	7	4	7	±2	1.6	±0.1	■
E5 – E7	98	±1	71	11	8	4	7	±2	1.6	±0.1	■
E8 – E9	98	±1	76	9	5	4	6	±4	1.6	±0.1	■
Officers	98	±1	71	13	6	4	7	±2	1.6	±0.1	■
O1 – O3	97	±2	69	13	6	5	6	±4	1.7	±0.1	■
O4 – O6	99	±1	73	12	5	4	7	±3	1.6	±0.1	■
W1 – W5	97	±2	71	15	7	2	6	±6	1.6	±0.2	■
Reserve Unit	98	±1	71	10	8	4	7	±2	1.7	±0.1	■
AGR/FTS/AR	98	±1	69	12	7	5	8	±3	1.7	±0.1	■
IMA	98	±2	76	13	4	3	5	±4	1.5	±0.1	■
Not Activated Past 12 Months	98	±1	71	10	7	4	7	±2	1.6	±0.1	■
Activated Past 12 Months	98	±1	68	12	9	5	7	±3	1.7	±0.1	■
Not Deployed Past 12 Months	98	±1	71	10	8	4	7	±2	1.7	±0.1	■
Deployed Past 12 Months	98	±1	67	12	9	4	8	±4	1.7	±0.1	■
Non-Hispanic White	98	±1	72	11	7	4	6	±2	1.6	±0.1	■
Total Minority	97	±1	67	10	9	6	8	±2	1.8	±0.1	■
Non-Hispanic Black	97	±1	68	9	8	7	8	±3	1.8	±0.1	■
Hispanic	97	±1	68	9	9	5	9	±3	1.8	±0.1	■
FEMALES	97	±1	61	17	11	5	6	±2	1.8	±0.1	■
Enlisted	96	±1	61	16	11	5	7	±2	1.8	±0.1	■
E1 – E4	96	±1	61	15	12	5	7	±3	1.8	±0.1	■
E5 – E9	97	±1	61	18	9	5	7	±2	1.8	±0.1	■
Officers	98	±1	64	18	9	5	4	±3	1.7	±0.1	■
O1 – O3	97	±2	61	19	11	5	4	±4	1.7	±0.1	■
O4 – O6	99	±1	67	17	7	4	5	±4	1.6	±0.1	■
Reserve Unit	96	±1	62	16	11	5	6	±2	1.8	±0.1	■
AGR/FTS/AR	97	±2	57	20	9	6	8	±4	1.9	±0.1	■
IMA	98	±2	64	22	6	4	5	±6	1.6	±0.2	■
Non-Hispanic White	97	±1	63	18	9	4	5	±2	1.7	±0.1	■
Total Minority	96	±1	59	15	12	6	8	±3	1.9	±0.1	■
ARNG	96	±1	59	17	13	5	7	±3	1.8	±0.1	■
Enlisted	96	±2	58	17	13	5	7	±3	1.8	±0.1	■
Officers	96	±3	62	18	10	5	5	±7	1.7	±0.2	■
USAR	97	±1	61	16	11	6	7	±3	1.8	±0.1	■
Enlisted	97	±2	61	15	10	6	8	±3	1.8	±0.1	■
Officers	98	±2	61	18	11	5	4	±5	1.7	±0.2	■

Note. Percent responding are Reserve members who answered the question.

2012 Workplace and Gender Relations Survey of Reserve Component Members

101e. Continued	Percent Responding		Percentages					Max ME	Average Extent		
			1	2	3	4	5				
USNR	97	±3	68	14	7	5	6	±5	1.7	±0.2	
Enlisted	96	±3	68	13	8	5	6	±6	1.7	±0.2	
Officers	100	±1	68	16	5	6	5	±7	1.6	±0.2	
USMCR	96	±3	55	18	19	4	5	±9	1.9	±0.2	
Enlisted	97	±3	53	17	21	4	5	±10	1.9	±0.3	
Officers	94	±6	66	18	7	3	5	±11	1.6	±0.3	
ANG	97	±2	60	18	10	6	6	±4	1.8	±0.1	
Enlisted	97	±2	59	18	11	6	6	±4	1.8	±0.1	
Officers	98	±2	67	19	7	4	4	±6	1.6	±0.2	
USAFR	96	±2	66	19	7	3	5	±4	1.6	±0.1	
Enlisted	96	±2	67	18	7	3	5	±5	1.6	±0.1	
Officers	98	±2	65	20	7	2	5	±5	1.6	±0.2	
MALES	98	±1	73	9	7	4	7	±2	1.6	±0.1	
Enlisted	98	±1	73	9	8	4	7	±2	1.6	±0.1	
E1 - E4	98	±1	71	9	8	5	7	±3	1.7	±0.1	
E5 - E9	98	±1	74	9	7	4	7	±2	1.6	±0.1	
Officers	98	±1	73	11	5	4	7	±3	1.6	±0.1	
O1 - O3	98	±2	72	11	5	5	7	±4	1.6	±0.2	
O4 - O6	99	±1	74	11	4	4	7	±3	1.6	±0.1	
Reserve Unit	98	±1	73	9	7	4	7	±2	1.6	±0.1	
AGR/FTS/AR	98	±1	72	11	6	4	8	±4	1.7	±0.1	
IMA	98	±2	79	10	4	2	5	±5	1.4	±0.2	
Non-Hispanic White	98	±1	74	9	7	4	6	±2	1.6	±0.1	
Total Minority	98	±1	70	9	8	6	8	±3	1.7	±0.1	
ARNG	98	±1	71	10	7	4	7	±2	1.7	±0.1	
Enlisted	98	±1	72	9	8	4	7	±3	1.7	±0.1	
Officers	98	±2	69	13	6	5	7	±5	1.7	±0.2	
USAR	99	±1	74	9	7	4	7	±3	1.6	±0.1	
Enlisted	99	±1	74	8	8	4	7	±3	1.6	±0.1	
Officers	99	±2	72	11	4	5	8	±5	1.6	±0.2	
USNR	98	±2	73	8	5	5	9	±5	1.7	±0.2	
Enlisted	98	±2	71	9	5	5	10	±6	1.7	±0.2	
Officers	98	±2	77	7	3	5	7	±6	1.6	±0.2	
USMCR	99	±1	71	8	11	4	6	±6	1.7	±0.2	
Enlisted	100	±1	70	8	12	4	6	±7	1.7	±0.2	
Officers	98	±2	77	9	2	4	9	±6	1.6	±0.2	
ANG	99	±1	75	9	6	4	6	±3	1.6	±0.1	
Enlisted	99	±1	75	9	6	5	6	±4	1.6	±0.1	
Officers	99	±1	73	11	5	4	7	±6	1.6	±0.2	
USAFR	98	±2	75	11	6	3	5	±4	1.5	±0.1	
Enlisted	98	±2	74	11	7	4	5	±5	1.6	±0.2	
Officers	98	±2	82	10	4	1	4	±6	1.4	±0.2	
USCGR	98	±1	73	8	6	4	8	±4	1.6	±0.1	
Enlisted	98	±1	73	8	7	4	8	±4	1.7	±0.2	
E1 - E4	98	±2	68	11	7	5	8	±5	1.7	±0.2	
E5 - E9	98	±2	76	6	6	4	7	±6	1.6	±0.2	
Officers	99	±1	73	11	4	4	7	±4	1.6	±0.1	
O1 - O3	100	±1	70	10	5	5	10	±5	1.7	±0.2	
O4 - O6	98	±2	75	13	4	3	5	±6	1.5	±0.2	
Females	98	±2	63	18	9	3	6	±4	1.7	±0.1	
Enlisted	97	±2	62	18	10	3	7	±5	1.7	±0.2	
Officers	99	±2	66	19	7	3	4	±6	1.6	±0.2	
Males	98	±1	75	7	6	5	8	±4	1.6	±0.2	
Enlisted	98	±2	75	6	6	5	8	±5	1.6	±0.2	
Officers	99	±1	75	9	3	4	8	±4	1.6	±0.2	

102. At your installation/ship, there is a...
 a. Specific office with the authority to investigate sexual harassment.

1. Yes

2. No

3. Don't know

	Percent Responding		Percentages			Max ME	Percentage Reporting Yes
			1	2	3		
TOTAL DOD	98	±1	63	8	30	±2	
ARNG	97	±1	57	10	33	±2	
USAR	98	±1	53	10	37	±3	
USNR	98	±2	67	8	25	±4	
USMCR	99	±1	65	4	31	±6	
ANG	99	±1	81	3	16	±3	
USAFR	98	±1	81	1	17	±3	
Enlisted	98	±1	60	8	32	±2	
E1 – E4	98	±1	52	7	41	±3	
E1 – E3	98	±1	51	5	44	±4	
E4	98	±1	53	8	40	±3	
E5 – E9	98	±1	68	9	23	±2	
E5 – E7	98	±1	66	9	24	±2	
E8 – E9	99	±1	81	8	11	±3	
Officers	98	±1	74	6	20	±2	
O1 – O3	97	±2	67	8	26	±4	
O4 – O6	99	±1	80	5	15	±3	
W1 – W5	97	±2	73	7	21	±6	
Reserve Unit	98	±1	61	7	31	±2	
AGR/FTS/AR	98	±1	73	11	15	±3	
IMA	98	±2	79	2	19	±4	
Not Activated Past 12 Months	98	±1	62	8	30	±2	
Activated Past 12 Months	98	±1	65	7	28	±3	
Not Deployed Past 12 Months	98	±1	62	8	30	±2	
Deployed Past 12 Months	98	±1	66	8	26	±4	
Non-Hispanic White	98	±1	63	8	29	±2	
Total Minority	98	±1	62	7	31	±2	
Non-Hispanic Black	98	±1	65	6	29	±4	
Hispanic	97	±1	62	6	33	±4	
FEMALES	97	±1	60	9	31	±2	
Enlisted	97	±1	59	9	32	±2	
E1 – E4	96	±1	51	9	40	±3	
E5 – E9	97	±1	67	9	24	±2	
Officers	98	±1	69	7	24	±3	
O1 – O3	97	±2	62	9	29	±4	
O4 – O6	99	±1	77	5	18	±4	
Reserve Unit	97	±1	58	9	33	±2	
AGR/FTS/AR	97	±2	73	12	15	±4	
IMA	97	±2	78	3	19	±6	
Non-Hispanic White	98	±1	61	9	30	±2	
Total Minority	96	±1	59	9	31	±3	
ARNG	96	±1	55	11	35	±3	
Enlisted	96	±2	53	11	36	±3	
Officers	96	±3	72	8	20	±6	
USAR	98	±1	49	12	38	±3	
Enlisted	98	±1	48	13	39	±4	
Officers	99	±2	56	10	34	±5	

Note. Percent responding are Reserve members who answered the question.

2012 Workplace and Gender Relations Survey of Reserve Component Members

102a. Continued	Percent Responding		Percentages			Max ME	Percentage Reporting Yes
			1	2	3		
USNR	97	±3	63	8	29	±5	
Enlisted	97	±3	62	8	30	±6	
Officers	99	±1	67	6	27	±6	
USMCR	97	±3	67	4	30	±9	
Enlisted	97	±3	67	3	30	±10	
Officers	94	±6	66	8	26	±12	
ANG	98	±1	78	5	17	±3	
Enlisted	98	±2	78	5	18	±4	
Officers	98	±2	83	3	14	±5	
USAFR	96	±2	82	1	17	±3	
Enlisted	96	±2	81	1	18	±4	
Officers	98	±2	87	1	12	±4	
MALES	98	±1	63	7	30	±2	
Enlisted	98	±1	61	8	31	±2	
E1 - E4	98	±1	52	6	42	±3	
E5 - E9	98	±1	68	9	23	±2	
Officers	98	±1	75	6	19	±3	
O1 - O3	97	±2	68	7	25	±4	
O4 - O6	99	±1	81	5	14	±3	
Reserve Unit	98	±1	62	7	31	±2	
AGR/FTS/AR	98	±1	74	11	15	±4	
IMA	98	±2	79	1	19	±5	
Non-Hispanic White	98	±1	63	8	29	±2	
Total Minority	98	±1	63	6	31	±3	
ARNG	98	±1	58	10	33	±3	
Enlisted	98	±1	55	10	35	±3	
Officers	97	±2	74	7	19	±5	
USAR	98	±1	54	9	37	±3	
Enlisted	99	±1	51	9	40	±4	
Officers	98	±2	68	8	25	±5	
USNR	98	±2	68	8	24	±5	
Enlisted	98	±2	67	8	25	±6	
Officers	99	±1	70	6	23	±6	
USMCR	99	±1	64	4	31	±7	
Enlisted	100	±1	64	4	32	±7	
Officers	98	±2	73	5	22	±8	
ANG	99	±1	82	3	15	±3	
Enlisted	99	±1	82	2	16	±3	
Officers	99	±1	83	3	13	±6	
USAFR	98	±2	81	1	17	±4	
Enlisted	98	±2	79	2	19	±5	
Officers	98	±2	90	1	10	±5	
USCGR	99	±1	55	12	33	±4	
Enlisted	98	±1	53	12	35	±4	
E1 - E4	99	±2	48	9	43	±6	
E5 - E9	98	±2	57	14	29	±6	
Officers	100	±1	66	10	24	±4	
O1 - O3	100	±1	58	10	32	±5	
O4 - O6	99	±2	76	10	14	±6	
Females	98	±2	49	11	40	±4	
Enlisted	98	±2	44	11	44	±5	
Officers	100	±0	65	9	26	±6	
Males	99	±1	57	12	32	±4	
Enlisted	99	±2	55	12	33	±5	
Officers	99	±1	67	10	23	±4	

102. At your installation/ship, there is a...
b. Sexual Assault Response Coordinator (SARC) to help those who experience sexual assault.

1. Yes

2. No

3. Don't know

	Percent Responding		Percentages			Max ME	Percentage Reporting Yes
			1	2	3		
TOTAL DOD	98	±1	70	5	25	±2	
ARNG	98	±1	66	6	28	±2	
USAR	98	±1	59	6	35	±3	
USNR	98	±1	80	4	16	±4	
USMCR	99	±1	71	4	25	±6	
ANG	99	±1	90	2	9	±2	
USAFR	98	±1	88	1	11	±3	
Enlisted	98	±1	69	5	26	±2	
E1 – E4	98	±1	60	5	35	±3	
E1 – E3	98	±1	59	3	38	±4	
E4	98	±1	61	6	33	±3	
E5 – E9	98	±1	76	5	19	±2	
E5 – E7	98	±1	75	6	20	±2	
E8 – E9	100	±1	88	4	9	±3	
Officers	98	±1	80	4	17	±2	
O1 – O3	98	±2	74	5	21	±3	
O4 – O6	99	±1	85	2	13	±3	
W1 – W5	96	±2	79	5	16	±5	
Reserve Unit	98	±1	69	5	26	±2	
AGR/FTS/AR	99	±1	83	6	11	±3	
IMA	98	±2	78	1	21	±5	
Not Activated Past 12 Months	98	±1	70	5	25	±2	
Activated Past 12 Months	98	±1	73	4	22	±3	
Not Deployed Past 12 Months	98	±1	70	5	25	±2	
Deployed Past 12 Months	98	±1	75	4	20	±3	
Non-Hispanic White	98	±1	71	5	24	±2	
Total Minority	98	±1	69	4	27	±2	
Non-Hispanic Black	98	±1	70	4	25	±4	
Hispanic	98	±1	68	4	28	±4	
FEMALES	97	±1	71	6	24	±2	
Enlisted	97	±1	69	6	25	±2	
E1 – E4	96	±1	61	5	34	±3	
E5 – E9	97	±1	78	6	16	±2	
Officers	98	±1	76	5	18	±3	
O1 – O3	97	±2	70	8	22	±4	
O4 – O6	99	±1	82	3	15	±4	
Reserve Unit	97	±1	69	6	26	±2	
AGR/FTS/AR	98	±1	85	7	9	±3	
IMA	98	±2	82	2	16	±6	
Non-Hispanic White	98	±1	73	5	22	±2	
Total Minority	96	±1	67	6	26	±3	
ARNG	96	±1	66	6	28	±3	
Enlisted	96	±2	65	6	30	±3	
Officers	95	±3	79	5	16	±6	
USAR	98	±1	55	9	36	±3	
Enlisted	97	±1	54	9	37	±4	
Officers	98	±2	60	10	30	±5	

Note. Percent responding are Reserve members who answered the question.

2012 Workplace and Gender Relations Survey of Reserve Component Members

102b. Continued	Percent Responding		Percentages			Max ME	Percentage Reporting Yes
			1	2	3		
USNR	97	±3	82	4	15	±4	
Enlisted	97	±3	81	3	15	±5	
Officers	100	±0	83	4	13	±5	
USMCR	97	±3	77	5	18	±8	
Enlisted	97	±3	77	5	17	±9	
Officers	94	±6	73	7	20	±11	
ANG	97	±2	92	2	6	±2	
Enlisted	97	±2	92	2	6	±3	
Officers	98	±2	97	0	3	±3	
USAFR	97	±2	91	1	8	±3	
Enlisted	97	±2	90	1	8	±3	
Officers	99	±1	92	0	7	±4	
MALES	98	±1	70	5	25	±2	
Enlisted	98	±1	69	5	26	±2	
E1 - E4	98	±1	60	5	35	±3	
E5 - E9	98	±1	76	5	19	±2	
Officers	98	±1	80	3	16	±2	
O1 - O3	98	±2	75	4	21	±4	
O4 - O6	99	±1	86	2	12	±3	
Reserve Unit	98	±1	69	5	26	±2	
AGR/FTS/AR	99	±1	82	6	12	±3	
IMA	99	±2	77	0	22	±6	
Non-Hispanic White	98	±1	71	5	24	±2	
Total Minority	98	±1	69	4	27	±3	
ARNG	98	±1	66	6	28	±3	
Enlisted	98	±1	64	6	30	±3	
Officers	98	±2	81	4	15	±4	
USAR	99	±1	60	6	34	±3	
Enlisted	99	±1	58	6	36	±4	
Officers	98	±2	70	5	25	±5	
USNR	99	±2	79	4	17	±4	
Enlisted	98	±2	79	5	17	±5	
Officers	99	±1	80	3	17	±6	
USMCR	99	±1	71	4	25	±6	
Enlisted	99	±1	70	4	26	±7	
Officers	99	±2	82	3	15	±5	
ANG	99	±1	89	2	9	±3	
Enlisted	99	±1	89	2	10	±3	
Officers	99	±1	93	1	6	±5	
USAFR	98	±2	87	1	12	±4	
Enlisted	98	±2	85	1	13	±4	
Officers	98	±3	92	0	8	±5	
USCGR	99	±1	59	7	34	±4	
Enlisted	99	±1	57	8	35	±4	
E1 - E4	99	±2	52	6	42	±6	
E5 - E9	98	±2	61	9	30	±6	
Officers	100	±1	67	5	28	±4	
O1 - O3	100	±0	64	5	32	±5	
O4 - O6	99	±2	70	6	24	±6	
Females	99	±1	51	8	41	±4	
Enlisted	98	±2	48	8	43	±5	
Officers	100	±0	58	8	34	±6	
Males	99	±1	60	7	33	±4	
Enlisted	99	±2	59	8	34	±5	
Officers	100	±1	69	5	26	±4	

102. At your installation/ship, there is a...
 c. Sexual Assault Victims' Advocate to help those who experience sexual assault.

1. Yes

2. No

3. Don't know

	Percent Responding		Percentages			Max ME	Percentage Reporting Yes
			1	2	3		
TOTAL DOD	98	±1	69	4	27	±2	
ARNG	97	±1	65	5	30	±2	
USAR	98	±1	58	6	36	±3	
USNR	98	±2	79	3	18	±4	
USMCR	99	±1	76	4	20	±6	
ANG	98	±1	85	1	14	±2	
USAFR	97	±2	83	1	16	±3	
Enlisted	98	±1	67	5	28	±2	
E1 - E4	98	±1	59	4	37	±3	
E1 - E3	98	±1	58	3	39	±4	
E4	98	±1	60	5	36	±3	
E5 - E9	98	±1	74	5	21	±2	
E5 - E7	97	±1	73	5	22	±2	
E8 - E9	98	±1	86	3	11	±3	
Officers	98	±1	80	3	17	±2	
O1 - O3	97	±2	75	4	21	±3	
O4 - O6	99	±1	84	2	14	±3	
W1 - W5	96	±3	79	4	17	±5	
Reserve Unit	98	±1	67	4	28	±2	
AGR/FTS/AR	98	±1	83	5	12	±3	
IMA	98	±2	78	1	22	±5	
Not Activated Past 12 Months	98	±1	68	4	27	±2	
Activated Past 12 Months	97	±1	72	4	24	±3	
Not Deployed Past 12 Months	98	±1	68	4	27	±2	
Deployed Past 12 Months	98	±2	74	4	22	±4	
Non-Hispanic White	98	±1	70	5	26	±2	
Total Minority	97	±1	68	4	28	±2	
Non-Hispanic Black	97	±1	70	4	26	±4	
Hispanic	98	±1	67	4	29	±4	
FEMALES	97	±1	69	5	26	±2	
Enlisted	96	±1	68	5	27	±2	
E1 - E4	96	±1	59	5	36	±3	
E5 - E9	97	±1	76	5	19	±2	
Officers	97	±1	77	4	19	±3	
O1 - O3	97	±2	73	5	22	±4	
O4 - O6	99	±1	81	3	17	±4	
Reserve Unit	97	±1	67	5	28	±2	
AGR/FTS/AR	97	±2	85	5	10	±3	
IMA	97	±2	80	2	18	±6	
Non-Hispanic White	97	±1	71	4	25	±2	
Total Minority	96	±1	66	6	28	±3	
ARNG	96	±1	66	5	29	±3	
Enlisted	96	±2	64	5	31	±3	
Officers	96	±3	82	3	15	±6	
USAR	97	±1	55	8	37	±3	
Enlisted	97	±1	53	8	39	±4	
Officers	97	±2	62	7	30	±5	

Note. Percent responding are Reserve members who answered the question.

2012 Workplace and Gender Relations Survey of Reserve Component Members

102c. Continued	Percent Responding		Percentages			Max ME	Percentage Reporting Yes
			1	2	3		
USNR	97	±3	81	3	16	±5	
Enlisted	96	±3	81	2	17	±6	
Officers	100	±1	83	3	14	±5	
USMCR	96	±3	85	1	14	±7	
Enlisted	97	±3	85	1	14	±8	
Officers	94	±6	83	3	13	±10	
ANG	97	±2	87	2	12	±3	
Enlisted	97	±2	86	2	12	±3	
Officers	98	±2	91	0	9	±4	
USAFR	96	±2	85	2	14	±3	
Enlisted	96	±2	84	2	14	±4	
Officers	98	±2	88	1	12	±4	
MALES	98	±1	69	4	27	±2	
Enlisted	98	±1	67	5	29	±2	
E1 - E4	98	±1	59	4	37	±3	
E5 - E9	98	±1	74	5	21	±2	
Officers	98	±1	80	3	17	±2	
O1 - O3	98	±2	76	3	21	±4	
O4 - O6	99	±1	85	1	13	±3	
Reserve Unit	98	±1	68	4	28	±2	
AGR/FTS/AR	98	±1	83	5	12	±3	
IMA	98	±2	77	0	23	±6	
Non-Hispanic White	98	±1	69	5	26	±2	
Total Minority	98	±1	68	4	28	±3	
ARNG	98	±1	65	5	30	±3	
Enlisted	98	±1	62	6	32	±3	
Officers	97	±2	81	3	16	±4	
USAR	98	±1	60	5	35	±3	
Enlisted	98	±1	57	5	38	±4	
Officers	98	±2	71	4	24	±5	
USNR	98	±2	79	3	18	±4	
Enlisted	97	±2	78	3	19	±5	
Officers	99	±1	80	3	17	±5	
USMCR	99	±1	76	4	20	±6	
Enlisted	99	±1	75	4	21	±7	
Officers	98	±2	88	1	12	±5	
ANG	98	±1	85	1	14	±3	
Enlisted	98	±1	84	1	15	±3	
Officers	99	±2	88	1	11	±5	
USAFR	97	±2	82	1	17	±4	
Enlisted	97	±2	80	1	19	±5	
Officers	98	±2	91	0	9	±5	
USCGR	99	±1	57	7	36	±4	
Enlisted	98	±1	54	8	38	±4	
E1 - E4	99	±2	48	6	46	±6	
E5 - E9	98	±2	58	10	32	±6	
Officers	99	±1	68	3	28	±4	
O1 - O3	99	±1	64	3	33	±5	
O4 - O6	99	±2	73	4	23	±6	
Females	98	±2	50	8	42	±4	
Enlisted	98	±2	45	8	46	±5	
Officers	100	±0	66	6	28	±6	
Males	99	±1	58	7	35	±4	
Enlisted	99	±2	56	8	36	±5	
Officers	99	±1	69	3	28	±4	

103. How much do you agree or disagree with the following statements?

a. My leadership would respond appropriately in the event a sexual assault was reported.

- 1. Strongly disagree
- 2. Disagree
- 3. Neither agree nor disagree
- 4. Agree
- 5. Strongly agree
- 6. Don't know

	Percent Responding		Percentages						Max ME	Average Agreement		
			1	2	3	4	5	6				
TOTAL DOD	98	±1	1	1	6	20	68	4	±2	4.6	±0.1	
ARNG	97	±1	1	1	6	21	67	4	±2	4.6	±0.1	
USAR	98	±1	1	1	7	20	65	6	±3	4.6	±0.1	
USNR	98	±2	0	1	6	16	75	2	±4	4.7	±0.1	
USMCR	98	±2	1	0	7	15	74	3	±6	4.7	±0.1	
ANG	99	±1	1	1	5	19	72	3	±3	4.6	±0.1	
USAFR	98	±1	1	1	6	19	70	4	±3	4.6	±0.1	
Enlisted	98	±1	1	1	6	20	67	4	±2	4.6	±0.1	
E1 – E4	98	±1	1	1	6	18	68	5	±2	4.6	±0.1	
E1 – E3	98	±1	1	1	5	16	73	5	±4	4.7	±0.1	
E4	97	±1	1	2	7	20	65	6	±3	4.6	±0.1	
E5 – E9	98	±1	1	1	7	21	67	3	±2	4.6	±0.1	
E5 – E7	98	±1	1	1	7	22	66	3	±2	4.6	±0.1	
E8 – E9	99	±1	1	1	5	17	75	1	±4	4.7	±0.1	
Officers	98	±1	1	1	4	18	74	2	±2	4.7	±0.1	
O1 – O3	97	±2	1	1	5	19	72	3	±3	4.7	±0.1	
O4 – O6	99	±1	1	1	3	17	77	2	±3	4.7	±0.1	
W1 – W5	95	±3	0	3	4	20	69	3	±6	4.6	±0.1	
Reserve Unit	98	±1	1	1	6	20	68	4	±2	4.6	±0.1	
AGR/FTS/AR	98	±1	1	1	7	20	68	3	±3	4.6	±0.1	
IMA	98	±2	0	0	4	18	74	4	±5	4.7	±0.1	
Not Activated Past 12 Months	98	±1	1	1	6	19	69	4	±2	4.6	±0.1	
Activated Past 12 Months	98	±1	1	2	6	21	66	5	±3	4.6	±0.1	
Not Deployed Past 12 Months	98	±1	1	1	6	19	69	4	±2	4.6	±0.1	
Deployed Past 12 Months	98	±1	1	2	7	20	65	4	±4	4.5	±0.1	
Non-Hispanic White	98	±1	1	1	6	19	70	3	±2	4.6	±0.1	
Total Minority	97	±1	1	1	7	21	66	5	±2	4.6	±0.1	
Non-Hispanic Black	97	±1	1	1	6	22	65	5	±3	4.6	±0.1	
Hispanic	98	±1	1	1	6	20	67	5	±3	4.6	±0.1	
FEMALES	97	±1	2	2	9	24	58	5	±2	4.4	±0.1	
Enlisted	96	±1	2	2	9	24	58	6	±2	4.4	±0.1	
E1 – E4	96	±2	2	2	9	22	59	7	±3	4.4	±0.1	
E5 – E9	97	±1	2	2	9	25	57	4	±2	4.4	±0.1	
Officers	98	±1	1	1	7	26	61	4	±3	4.5	±0.1	
O1 – O3	97	±2	1	2	7	28	57	4	±4	4.4	±0.1	
O4 – O6	99	±1	1	1	7	22	67	3	±4	4.6	±0.1	
Reserve Unit	97	±1	2	2	9	24	58	6	±2	4.4	±0.1	
AGR/FTS/AR	97	±2	2	3	10	23	58	4	±4	4.4	±0.1	
IMA	97	±3	1	0	7	20	68	4	±6	4.6	±0.1	
Non-Hispanic White	97	±1	2	2	8	23	61	4	±2	4.5	±0.1	
Total Minority	96	±1	2	2	9	26	55	7	±3	4.4	±0.1	
ARNG	96	±2	2	2	9	25	57	5	±3	4.4	±0.1	
Enlisted	96	±2	2	2	9	24	57	5	±3	4.4	±0.1	
Officers	96	±3	2	2	7	28	58	4	±7	4.5	±0.2	
USAR	97	±1	2	2	10	25	54	7	±3	4.3	±0.1	
Enlisted	97	±1	2	3	11	24	53	7	±4	4.3	±0.1	
Officers	98	±2	2	1	9	27	56	6	±5	4.4	±0.1	

Note. Percent responding are Reserve members who answered the question. Average Agreement does not include those who indicated "Don't know."

2012 Workplace and Gender Relations Survey of Reserve Component Members

103a. Continued	Percent Responding		Percentages						Max ME	Average Agreement		
			1	2	3	4	5	6				
USNR	96	±3	0	1	6	21	68	4	±5	4.6	±0.1	
Enlisted	96	±4	0	1	6	20	67	5	±6	4.6	±0.1	
Officers	100	±0	1	1	5	22	70	1	±6	4.6	±0.1	
USMCR	97	±3	3	1	8	27	57	4	±9	4.4	±0.2	
Enlisted	97	±3	3	1	9	27	57	4	±10	4.4	±0.2	
Officers	94	±6	2	0	4	30	57	7	±11	4.5	±0.2	
ANG	97	±2	2	2	8	24	61	4	±4	4.5	±0.1	
Enlisted	97	±2	2	2	9	24	60	4	±4	4.4	±0.1	
Officers	99	±2	1	2	5	22	68	1	±6	4.6	±0.1	
USAFR	97	±2	1	2	7	24	63	5	±4	4.5	±0.1	
Enlisted	96	±2	1	2	7	24	61	5	±5	4.5	±0.1	
Officers	99	±1	1	1	5	22	68	3	±5	4.6	±0.1	
MALES	98	±1	1	1	5	19	71	4	±2	4.6	±0.1	
Enlisted	98	±1	1	1	6	19	70	4	±2	4.6	±0.1	
E1 - E4	98	±1	1	1	5	17	70	5	±3	4.6	±0.1	
E5 - E9	98	±1	1	1	6	20	69	3	±2	4.6	±0.1	
Officers	98	±1	1	1	3	16	77	2	±3	4.7	±0.1	
O1 - O3	97	±2	1	0	4	16	76	3	±4	4.7	±0.1	
O4 - O6	99	±1	1	1	3	16	79	1	±3	4.7	±0.1	
Reserve Unit	98	±1	1	1	5	19	71	4	±2	4.6	±0.1	
AGR/FTS/AR	99	±1	1	1	7	19	70	3	±4	4.6	±0.1	
IMA	98	±2	0	0	3	18	75	4	±6	4.7	±0.1	
Non-Hispanic White	98	±1	1	1	5	18	72	3	±2	4.6	±0.1	
Total Minority	98	±1	1	1	6	19	69	4	±3	4.6	±0.1	
ARNG	98	±1	1	1	5	20	69	3	±3	4.6	±0.1	
Enlisted	98	±1	1	1	6	21	68	4	±3	4.6	±0.1	
Officers	97	±2	0	2	4	18	75	2	±5	4.7	±0.1	
USAR	98	±1	1	1	5	19	69	5	±3	4.6	±0.1	
Enlisted	98	±1	1	1	6	19	68	6	±4	4.6	±0.1	
Officers	98	±2	1	0	4	17	74	3	±5	4.7	±0.1	
USNR	98	±2	0	1	6	15	77	2	±4	4.7	±0.1	
Enlisted	98	±2	0	1	6	15	76	2	±5	4.7	±0.1	
Officers	99	±2	0	0	3	15	80	2	±6	4.8	±0.1	
USMCR	99	±2	1	0	7	14	75	3	±6	4.7	±0.1	
Enlisted	99	±2	1	0	8	14	74	3	±7	4.7	±0.1	
Officers	98	±2	0	0	1	14	83	2	±5	4.8	±0.1	
ANG	99	±1	0	1	4	17	74	3	±3	4.7	±0.1	
Enlisted	99	±1	0	1	5	18	73	3	±3	4.7	±0.1	
Officers	99	±1	1	0	2	14	81	2	±6	4.8	±0.1	
USAFR	98	±2	1	1	6	17	72	4	±4	4.6	±0.1	
Enlisted	98	±2	1	1	7	18	70	4	±5	4.6	±0.1	
Officers	98	±2	0	1	3	15	81	1	±6	4.8	±0.1	
USCGR	98	±1	0	1	6	18	70	4	±4	4.6	±0.1	
Enlisted	98	±1	0	1	7	19	69	4	±4	4.6	±0.1	
E1 - E4	98	±2	0	1	7	22	64	5	±6	4.6	±0.1	
E5 - E9	98	±2	1	1	7	17	72	3	±6	4.6	±0.1	
Officers	100	±1	0	0	4	17	77	3	±3	4.7	±0.1	
O1 - O3	100	±1	0	0	5	18	73	3	±5	4.7	±0.1	
O4 - O6	99	±2	0	0	3	15	80	3	±6	4.8	±0.1	
Females	98	±2	0	1	9	25	59	6	±4	4.5	±0.1	
Enlisted	98	±2	0	1	10	25	58	7	±5	4.5	±0.1	
Officers	100	±0	0	0	4	24	66	5	±6	4.7	±0.1	
Males	98	±1	0	1	6	17	73	3	±4	4.7	±0.1	
Enlisted	98	±2	0	1	6	18	71	3	±5	4.6	±0.1	
Officers	99	±1	0	0	3	15	79	2	±4	4.8	±0.1	

103. How much do you agree or disagree with the following statements?

b. My leadership promotes a climate that is free of sexual assault.

1. Strongly disagree
4. Agree

2. Disagree
5. Strongly agree

3. Neither agree nor disagree

	Percent Responding		Percentages					Max ME	Average Agreement		
			1	2	3	4	5				
TOTAL DOD	97	±1	1	1	9	21	68	±2	4.5	±0.1	
ARNG	97	±1	1	1	8	23	66	±2	4.5	±0.1	
USAR	97	±1	1	1	10	21	66	±3	4.5	±0.1	
USNR	97	±2	0	1	7	17	75	±4	4.7	±0.1	
USMCR	98	±2	1	1	9	15	75	±6	4.6	±0.1	
ANG	98	±1	1	1	7	21	71	±3	4.6	±0.1	
USAFR	97	±2	1	1	8	21	70	±3	4.6	±0.1	
Enlisted	97	±1	1	1	9	22	67	±2	4.5	±0.1	
E1 – E4	97	±1	1	1	10	20	68	±2	4.5	±0.1	
E1 – E3	97	±1	1	1	7	16	74	±4	4.6	±0.1	
E4	96	±1	1	2	11	22	64	±3	4.5	±0.1	
E5 – E9	98	±1	1	1	9	23	66	±2	4.5	±0.1	
E5 – E7	97	±1	1	1	9	24	66	±2	4.5	±0.1	
E8 – E9	99	±1	1	1	6	21	72	±4	4.6	±0.1	
Officers	98	±1	1	1	5	20	73	±2	4.6	±0.1	
O1 – O3	97	±2	1	1	7	21	71	±4	4.6	±0.1	
O4 – O6	99	±1	1	0	4	20	75	±3	4.7	±0.1	
W1 – W5	97	±2	1	2	7	21	69	±6	4.6	±0.1	
Reserve Unit	97	±1	1	1	8	21	68	±2	4.5	±0.1	
AGR/FTS/AR	98	±1	1	1	10	21	67	±3	4.5	±0.1	
IMA	97	±2	0	1	5	20	74	±5	4.7	±0.1	
Not Activated Past 12 Months	97	±1	1	1	8	21	69	±2	4.6	±0.1	
Activated Past 12 Months	97	±1	1	2	9	22	65	±3	4.5	±0.1	
Not Deployed Past 12 Months	97	±1	1	1	8	21	69	±2	4.6	±0.1	
Deployed Past 12 Months	97	±2	1	2	10	23	64	±4	4.5	±0.1	
Non-Hispanic White	98	±1	1	1	8	21	69	±2	4.6	±0.1	
Total Minority	97	±1	1	1	9	23	65	±2	4.5	±0.1	
Non-Hispanic Black	97	±1	2	1	9	24	63	±3	4.5	±0.1	
Hispanic	97	±1	1	1	9	22	66	±4	4.5	±0.1	
FEMALES	96	±1	2	2	13	26	58	±2	4.4	±0.1	
Enlisted	96	±1	2	2	13	25	57	±2	4.3	±0.1	
E1 – E4	95	±2	2	2	13	25	58	±3	4.3	±0.1	
E5 – E9	97	±1	1	3	13	26	57	±2	4.3	±0.1	
Officers	97	±1	1	1	10	26	61	±3	4.5	±0.1	
O1 – O3	97	±2	1	2	10	29	58	±4	4.4	±0.1	
O4 – O6	98	±1	1	1	9	23	66	±4	4.5	±0.1	
Reserve Unit	96	±1	1	2	13	26	58	±2	4.4	±0.1	
AGR/FTS/AR	97	±2	3	3	13	23	58	±4	4.3	±0.1	
IMA	96	±3	1	0	8	21	69	±6	4.6	±0.1	
Non-Hispanic White	97	±1	1	2	11	25	60	±2	4.4	±0.1	
Total Minority	95	±1	2	2	14	27	55	±3	4.3	±0.1	
ARNG	95	±2	2	2	13	26	56	±3	4.3	±0.1	
Enlisted	95	±2	2	2	14	26	56	±3	4.3	±0.1	
Officers	95	±3	0	3	9	30	58	±7	4.4	±0.1	
USAR	96	±1	2	3	15	26	54	±3	4.3	±0.1	
Enlisted	96	±2	2	3	16	25	54	±4	4.3	±0.1	
Officers	98	±2	2	1	14	27	57	±5	4.4	±0.1	

Note. Percent responding are Reserve members who answered the question.

2012 Workplace and Gender Relations Survey of Reserve Component Members

103b. Continued	Percent Responding		Percentages					Max ME	Average Agreement		
			1	2	3	4	5				
USNR	96	±3	0	2	5	23	69	±5	4.6	±0.1	
Enlisted	95	±4	0	2	6	23	69	±6	4.6	±0.1	
Officers	99	±2	0	1	4	26	69	±6	4.6	±0.1	
USMCR	96	±3	3	0	14	25	59	±9	4.4	±0.2	
Enlisted	97	±3	3	0	15	23	59	±10	4.3	±0.2	
Officers	89	±7	2	0	5	36	57	±12	4.5	±0.2	
ANG	97	±2	2	1	11	25	61	±4	4.4	±0.1	
Enlisted	97	±2	2	1	11	25	60	±4	4.4	±0.1	
Officers	98	±2	1	2	8	23	67	±6	4.5	±0.1	
USAFR	97	±2	1	2	10	26	62	±4	4.5	±0.1	
Enlisted	96	±2	1	2	10	27	60	±5	4.4	±0.1	
Officers	98	±2	0	1	7	23	69	±5	4.6	±0.1	
MALES	98	±1	1	1	8	20	70	±2	4.6	±0.1	
Enlisted	98	±1	1	1	8	21	69	±2	4.6	±0.1	
E1 - E4	97	±1	1	1	9	19	70	±3	4.6	±0.1	
E5 - E9	98	±1	1	1	8	23	68	±2	4.6	±0.1	
Officers	98	±1	1	1	4	19	75	±3	4.7	±0.1	
O1 - O3	97	±2	1	1	5	18	75	±4	4.7	±0.1	
O4 - O6	99	±1	0	0	3	19	77	±3	4.7	±0.1	
Reserve Unit	97	±1	1	1	8	20	70	±2	4.6	±0.1	
AGR/FTS/AR	98	±1	0	0	10	20	69	±4	4.6	±0.1	
IMA	97	±2	0	1	4	20	75	±6	4.7	±0.1	
Non-Hispanic White	98	±1	1	1	7	20	71	±2	4.6	±0.1	
Total Minority	97	±1	1	1	8	22	68	±3	4.5	±0.1	
ARNG	98	±1	1	1	8	23	68	±3	4.5	±0.1	
Enlisted	98	±1	1	1	8	23	67	±3	4.5	±0.1	
Officers	98	±2	0	1	5	20	74	±5	4.7	±0.1	
USAR	97	±1	1	1	9	20	69	±3	4.5	±0.1	
Enlisted	97	±2	1	1	9	20	68	±4	4.5	±0.1	
Officers	97	±2	2	1	6	19	73	±5	4.6	±0.1	
USNR	98	±2	0	1	8	15	77	±5	4.7	±0.1	
Enlisted	98	±2	0	1	9	15	75	±6	4.6	±0.1	
Officers	98	±2	0	0	4	15	81	±6	4.8	±0.1	
USMCR	98	±2	1	1	9	14	76	±6	4.6	±0.1	
Enlisted	98	±2	1	1	10	14	75	±7	4.6	±0.2	
Officers	98	±2	0	0	1	16	81	±5	4.8	±0.1	
ANG	98	±1	1	1	6	20	73	±3	4.6	±0.1	
Enlisted	98	±1	1	1	6	20	72	±4	4.6	±0.1	
Officers	99	±2	1	0	3	19	77	±6	4.7	±0.1	
USAFR	97	±2	0	0	7	19	73	±4	4.6	±0.1	
Enlisted	97	±2	1	0	9	19	71	±5	4.6	±0.1	
Officers	98	±2	0	1	2	19	78	±6	4.7	±0.1	
USCGR	98	±1	1	1	7	20	72	±4	4.6	±0.1	
Enlisted	98	±2	1	1	8	19	71	±4	4.6	±0.1	
E1 - E4	98	±2	0	1	9	23	66	±5	4.5	±0.1	
E5 - E9	98	±2	1	1	7	17	74	±6	4.6	±0.1	
Officers	99	±1	0	0	4	21	75	±4	4.7	±0.1	
O1 - O3	99	±1	1	0	5	24	70	±5	4.6	±0.1	
O4 - O6	99	±2	0	0	2	19	79	±6	4.8	±0.1	
Females	98	±2	1	1	9	27	62	±4	4.5	±0.1	
Enlisted	97	±2	1	1	10	27	61	±5	4.5	±0.1	
Officers	100	±0	0	0	6	29	65	±6	4.6	±0.1	
Males	98	±1	1	1	7	18	74	±4	4.6	±0.1	
Enlisted	98	±2	0	1	8	18	73	±5	4.6	±0.1	
Officers	99	±1	1	0	3	19	78	±4	4.7	±0.1	

103. How much do you agree or disagree with the following statements?

c. My unit commander would respond appropriately in the event a sexual assault was reported.

- 1. Strongly disagree
- 2. Disagree
- 3. Neither agree nor disagree
- 4. Agree
- 5. Strongly agree

	Percent Responding		Percentages					Max ME	Average Agreement		
			1	2	3	4	5				
TOTAL DOD	97	±1	1	1	8	18	72	±2	4.6	±0.1	
ARNG	96	±1	1	1	7	20	71	±2	4.6	±0.1	
USAR	97	±1	1	1	9	19	69	±3	4.5	±0.1	
USNR	97	±2	0	0	5	15	79	±4	4.7	±0.1	
USMCR	98	±2	0	0	9	13	78	±6	4.7	±0.1	
ANG	98	±1	1	1	6	17	76	±3	4.7	±0.1	
USAFR	97	±2	1	1	7	19	73	±3	4.6	±0.1	
Enlisted	97	±1	1	1	8	19	72	±2	4.6	±0.1	
E1 – E4	96	±1	1	1	9	17	72	±2	4.6	±0.1	
E1 – E3	97	±2	1	0	7	15	77	±4	4.7	±0.1	
E4	96	±2	1	1	10	19	69	±3	4.5	±0.1	
E5 – E9	97	±1	1	1	7	20	71	±2	4.6	±0.1	
E5 – E7	97	±1	1	1	8	20	71	±2	4.6	±0.1	
E8 – E9	99	±1	1	1	4	17	77	±4	4.7	±0.1	
Officers	97	±1	1	1	5	18	76	±2	4.7	±0.1	
O1 – O3	97	±2	1	1	5	19	74	±3	4.7	±0.1	
O4 – O6	98	±1	0	0	4	16	79	±3	4.7	±0.1	
W1 – W5	96	±2	0	1	6	22	70	±6	4.6	±0.1	
Reserve Unit	97	±1	1	1	7	18	72	±2	4.6	±0.1	
AGR/FTS/AR	98	±1	1	1	8	19	71	±3	4.6	±0.1	
IMA	97	±2	0	0	4	20	75	±5	4.7	±0.1	
Not Activated Past 12 Months	97	±1	1	1	7	18	73	±2	4.6	±0.1	
Activated Past 12 Months	97	±1	1	1	9	19	69	±3	4.5	±0.1	
Not Deployed Past 12 Months	97	±1	1	1	7	18	73	±2	4.6	±0.1	
Deployed Past 12 Months	97	±2	1	2	9	20	68	±4	4.5	±0.1	
Non-Hispanic White	97	±1	1	1	7	18	74	±2	4.6	±0.1	
Total Minority	96	±1	1	1	9	20	70	±2	4.6	±0.1	
Non-Hispanic Black	97	±1	1	1	9	20	69	±3	4.6	±0.1	
Hispanic	97	±1	1	1	8	19	71	±3	4.6	±0.1	
FEMALES	96	±1	2	1	11	23	63	±2	4.4	±0.1	
Enlisted	95	±1	2	1	11	23	63	±2	4.4	±0.1	
E1 – E4	94	±2	2	1	11	23	63	±3	4.4	±0.1	
E5 – E9	96	±1	1	1	11	24	62	±2	4.4	±0.1	
Officers	97	±1	1	1	9	23	65	±3	4.5	±0.1	
O1 – O3	96	±2	1	2	9	27	61	±4	4.5	±0.1	
O4 – O6	99	±1	1	1	10	18	70	±4	4.5	±0.1	
Reserve Unit	95	±1	2	1	11	24	63	±2	4.4	±0.1	
AGR/FTS/AR	97	±2	2	2	12	21	63	±4	4.4	±0.1	
IMA	96	±3	0	1	9	20	70	±6	4.6	±0.1	
Non-Hispanic White	96	±1	1	1	10	22	65	±2	4.5	±0.1	
Total Minority	95	±1	2	1	12	25	60	±3	4.4	±0.1	
ARNG	94	±2	2	1	11	24	62	±3	4.4	±0.1	
Enlisted	94	±2	2	1	12	24	62	±3	4.4	±0.1	
Officers	94	±3	1	2	9	29	59	±7	4.4	±0.2	
USAR	96	±1	2	2	14	23	59	±3	4.3	±0.1	
Enlisted	96	±2	2	2	14	24	58	±4	4.3	±0.1	
Officers	98	±2	2	1	13	22	62	±5	4.4	±0.1	

Note. Percent responding are Reserve members who answered the question.

2012 Workplace and Gender Relations Survey of Reserve Component Members

103c. Continued	Percent Responding		Percentages					Max ME	Average Agreement		
			1	2	3	4	5				
USNR	96	±3	0	1	5	20	74	±5	4.7	±0.1	
Enlisted	95	±4	0	1	5	19	75	±6	4.7	±0.1	
Officers	99	±2	0	1	5	22	71	±6	4.6	±0.1	
USMCR	97	±3	3	0	11	24	61	±9	4.4	±0.2	
Enlisted	97	±3	3	0	12	24	61	±10	4.4	±0.2	
Officers	92	±6	2	0	9	28	61	±12	4.5	±0.2	
ANG	96	±2	1	1	8	24	66	±4	4.5	±0.1	
Enlisted	96	±2	2	0	9	25	65	±4	4.5	±0.1	
Officers	98	±2	0	2	6	20	72	±6	4.6	±0.1	
USAFR	96	±2	1	1	8	23	67	±4	4.6	±0.1	
Enlisted	96	±2	1	1	8	24	66	±5	4.5	±0.1	
Officers	98	±2	0	1	8	20	70	±5	4.6	±0.1	
MALES	97	±1	1	1	7	17	74	±2	4.6	±0.1	
Enlisted	97	±1	1	1	7	17	74	±2	4.6	±0.1	
E1 - E4	97	±1	1	1	8	16	74	±3	4.6	±0.1	
E5 - E9	97	±1	1	1	7	19	73	±2	4.6	±0.1	
Officers	98	±1	0	0	4	17	79	±3	4.7	±0.1	
O1 - O3	97	±2	1	0	4	17	78	±4	4.7	±0.1	
O4 - O6	98	±1	0	0	3	16	81	±3	4.8	±0.1	
Reserve Unit	97	±1	1	1	7	17	74	±2	4.6	±0.1	
AGR/FTS/AR	98	±1	1	1	7	18	73	±4	4.6	±0.1	
IMA	98	±2	0	0	3	20	77	±6	4.7	±0.1	
Non-Hispanic White	97	±1	1	1	6	17	75	±2	4.7	±0.1	
Total Minority	97	±1	1	1	8	18	73	±3	4.6	±0.1	
ARNG	97	±1	1	1	7	19	72	±2	4.6	±0.1	
Enlisted	97	±1	1	1	7	19	72	±3	4.6	±0.1	
Officers	98	±2	0	1	4	19	76	±4	4.7	±0.1	
USAR	97	±1	1	1	8	17	72	±3	4.6	±0.1	
Enlisted	97	±2	1	1	9	17	72	±4	4.6	±0.1	
Officers	97	±2	1	0	5	19	75	±5	4.7	±0.1	
USNR	97	±2	1	0	5	13	81	±4	4.7	±0.1	
Enlisted	97	±2	1	0	6	13	79	±5	4.7	±0.1	
Officers	98	±2	0	0	3	13	84	±5	4.8	±0.1	
USMCR	98	±2	0	0	9	12	79	±6	4.7	±0.1	
Enlisted	98	±2	0	0	9	12	78	±7	4.7	±0.1	
Officers	97	±2	0	1	2	11	86	±5	4.8	±0.1	
ANG	98	±1	0	1	5	15	79	±3	4.7	±0.1	
Enlisted	98	±1	0	1	6	16	78	±3	4.7	±0.1	
Officers	99	±2	0	0	3	11	85	±5	4.8	±0.1	
USAFR	97	±2	0	0	6	18	76	±4	4.7	±0.1	
Enlisted	97	±2	0	0	7	18	74	±5	4.7	±0.1	
Officers	97	±3	0	1	2	15	81	±6	4.8	±0.1	
USCGR	98	±1	1	0	7	17	74	±4	4.6	±0.1	
Enlisted	98	±2	1	0	8	18	72	±4	4.6	±0.1	
E1 - E4	98	±2	0	1	9	22	67	±5	4.6	±0.1	
E5 - E9	98	±2	2	0	7	15	76	±6	4.6	±0.1	
Officers	99	±1	0	0	4	16	79	±3	4.7	±0.1	
O1 - O3	98	±2	1	0	6	20	74	±5	4.7	±0.1	
O4 - O6	99	±2	0	0	3	13	84	±5	4.8	±0.1	
Females	97	±2	0	1	10	25	64	±4	4.5	±0.1	
Enlisted	97	±2	1	1	10	25	63	±5	4.5	±0.1	
Officers	99	±2	0	0	8	24	68	±6	4.6	±0.1	
Males	98	±1	1	0	7	16	75	±4	4.6	±0.1	
Enlisted	98	±2	1	0	8	16	74	±5	4.6	±0.1	
Officers	98	±2	1	0	3	14	82	±4	4.8	±0.1	

104. How satisfied have you been with the availability of information on...

a. How to file a restricted report?

1. Very dissatisfied
4. Satisfied

2. Dissatisfied
5. Very satisfied

3. Neither satisfied nor dissatisfied

	Percent Responding		Percentages					Max ME	Average Satisfaction		
			1	2	3	4	5				
TOTAL DOD	98	±1	1	2	24	27	46	±2	4.1	±0.1	
ARNG	97	±1	1	2	24	27	45	±2	4.1	±0.1	
USAR	98	±1	2	2	28	28	41	±3	4.0	±0.1	
USNR	97	±2	0	1	12	28	59	±4	4.5	±0.1	
USMCR	99	±1	1	2	22	25	50	±6	4.2	±0.2	
ANG	99	±1	1	1	22	31	46	±3	4.2	±0.1	
USAFR	98	±1	1	1	25	27	46	±4	4.2	±0.1	
Enlisted	98	±1	1	2	24	27	45	±2	4.1	±0.1	
E1 – E4	98	±1	2	2	27	25	45	±3	4.1	±0.1	
E1 – E3	98	±1	1	1	26	25	47	±4	4.1	±0.1	
E4	98	±1	2	2	28	25	43	±3	4.1	±0.1	
E5 – E9	98	±1	1	2	22	29	46	±2	4.2	±0.1	
E5 – E7	98	±1	1	2	23	29	46	±2	4.2	±0.1	
E8 – E9	99	±1	0	1	18	28	52	±4	4.3	±0.1	
Officers	98	±1	1	3	21	29	46	±3	4.2	±0.1	
O1 – O3	97	±2	1	4	23	27	46	±4	4.1	±0.1	
O4 – O6	99	±1	0	2	19	31	47	±3	4.2	±0.1	
W1 – W5	96	±2	1	3	23	33	41	±6	4.1	±0.2	
Reserve Unit	98	±1	1	2	24	28	45	±2	4.1	±0.1	
AGR/FTS/AR	98	±1	1	2	19	28	51	±3	4.3	±0.1	
IMA	98	±2	0	2	30	23	45	±5	4.1	±0.1	
Not Activated Past 12 Months	98	±1	1	2	25	27	45	±2	4.1	±0.1	
Activated Past 12 Months	98	±1	1	2	22	27	49	±3	4.2	±0.1	
Not Deployed Past 12 Months	98	±1	1	2	24	28	45	±2	4.1	±0.1	
Deployed Past 12 Months	98	±1	1	2	21	27	50	±4	4.2	±0.1	
Non-Hispanic White	98	±1	1	2	23	27	47	±2	4.2	±0.1	
Total Minority	97	±1	2	2	25	28	42	±2	4.1	±0.1	
Non-Hispanic Black	98	±1	2	2	23	30	43	±4	4.1	±0.1	
Hispanic	98	±1	2	3	25	26	44	±4	4.1	±0.1	
FEMALES	96	±1	2	3	25	28	42	±2	4.1	±0.1	
Enlisted	96	±1	2	3	26	27	42	±2	4.0	±0.1	
E1 – E4	96	±2	3	2	27	27	40	±3	4.0	±0.1	
E5 – E9	97	±1	2	3	24	27	44	±2	4.1	±0.1	
Officers	98	±1	2	3	23	31	42	±3	4.1	±0.1	
O1 – O3	97	±2	2	3	23	31	40	±5	4.0	±0.1	
O4 – O6	99	±1	2	2	22	30	44	±4	4.1	±0.1	
Reserve Unit	96	±1	2	3	26	28	42	±2	4.0	±0.1	
AGR/FTS/AR	97	±2	2	3	21	26	48	±4	4.2	±0.1	
IMA	96	±3	1	4	28	26	42	±6	4.0	±0.2	
Non-Hispanic White	97	±1	2	3	24	28	44	±2	4.1	±0.1	
Total Minority	96	±1	3	3	27	27	40	±3	4.0	±0.1	
ARNG	96	±1	2	3	26	26	42	±3	4.0	±0.1	
Enlisted	96	±2	2	3	27	25	43	±3	4.0	±0.1	
Officers	96	±3	2	3	20	36	39	±7	4.1	±0.2	
USAR	97	±1	3	4	30	27	36	±3	3.9	±0.1	
Enlisted	97	±2	4	4	30	26	36	±3	3.9	±0.1	
Officers	98	±2	3	3	29	30	35	±6	3.9	±0.2	

Note. Percent responding are Reserve members who answered the question.

2012 Workplace and Gender Relations Survey of Reserve Component Members

104a. Continued	Percent Responding		Percentages					Max ME	Average Satisfaction		
			1	2	3	4	5				
USNR	96	±3	0	2	13	27	58	±5	4.4	±0.1	
Enlisted	95	±4	0	1	14	26	59	±6	4.4	±0.1	
Officers	100	±0	1	2	12	29	57	±6	4.4	±0.1	
USMCR	97	±3	5	4	18	25	48	±9	4.1	±0.2	
Enlisted	97	±3	4	3	16	26	51	±10	4.2	±0.3	
Officers	94	±6	5	12	27	23	34	±11	3.7	±0.3	
ANG	97	±2	1	2	22	30	45	±4	4.2	±0.1	
Enlisted	97	±2	1	2	24	30	44	±4	4.1	±0.1	
Officers	98	±2	1	3	15	32	49	±6	4.2	±0.1	
USAFR	96	±2	1	1	22	32	44	±4	4.2	±0.1	
Enlisted	96	±2	1	1	22	33	43	±5	4.1	±0.1	
Officers	98	±2	1	2	22	29	46	±6	4.2	±0.1	
MALES	98	±1	1	2	24	27	46	±2	4.2	±0.1	
Enlisted	98	±1	1	2	24	27	46	±2	4.2	±0.1	
E1 - E4	98	±1	2	1	27	25	46	±3	4.1	±0.1	
E5 - E9	98	±1	1	2	22	29	47	±2	4.2	±0.1	
Officers	98	±1	0	3	21	29	47	±3	4.2	±0.1	
O1 - O3	97	±2	1	4	23	26	47	±5	4.1	±0.1	
O4 - O6	99	±1	0	2	19	31	47	±4	4.2	±0.1	
Reserve Unit	98	±1	1	2	24	27	46	±2	4.1	±0.1	
AGR/FTS/AR	98	±1	1	2	18	28	51	±4	4.3	±0.1	
IMA	98	±2	0	1	30	23	46	±6	4.1	±0.2	
Non-Hispanic White	98	±1	1	1	23	27	48	±2	4.2	±0.1	
Total Minority	98	±1	1	2	24	29	43	±3	4.1	±0.1	
ARNG	98	±1	1	2	24	27	46	±3	4.1	±0.1	
Enlisted	98	±1	1	2	24	26	46	±3	4.1	±0.1	
Officers	98	±2	0	4	23	28	45	±5	4.1	±0.1	
USAR	98	±1	2	1	27	28	42	±3	4.1	±0.1	
Enlisted	98	±1	2	1	27	27	42	±4	4.1	±0.1	
Officers	98	±2	2	2	25	30	41	±5	4.1	±0.1	
USNR	98	±2	0	0	12	29	59	±5	4.5	±0.1	
Enlisted	97	±2	0	0	12	28	60	±6	4.5	±0.1	
Officers	98	±2	0	1	13	30	56	±6	4.4	±0.1	
USMCR	99	±1	1	2	23	25	50	±7	4.2	±0.2	
Enlisted	100	±1	1	2	22	25	50	±7	4.2	±0.2	
Officers	98	±2	1	5	23	25	47	±14	4.1	±0.2	
ANG	99	±1	0	1	21	31	46	±4	4.2	±0.1	
Enlisted	99	±1	1	1	23	31	45	±4	4.2	±0.1	
Officers	99	±2	0	4	15	31	50	±7	4.3	±0.2	
USAFR	98	±2	0	1	27	25	47	±5	4.2	±0.1	
Enlisted	98	±2	0	1	29	24	45	±5	4.1	±0.1	
Officers	98	±2	0	2	17	27	54	±7	4.3	±0.2	
USCGR	98	±1	0	2	30	31	37	±4	4.0	±0.1	
Enlisted	98	±2	0	2	31	30	37	±4	4.0	±0.1	
E1 - E4	97	±2	1	1	33	28	36	±6	4.0	±0.1	
E5 - E9	98	±2	0	2	30	32	37	±6	4.0	±0.1	
Officers	100	±1	0	2	25	33	39	±4	4.1	±0.1	
O1 - O3	100	±1	0	3	28	30	39	±5	4.0	±0.1	
O4 - O6	99	±2	0	1	23	36	39	±7	4.1	±0.1	
Females	98	±2	2	3	38	29	28	±4	3.8	±0.1	
Enlisted	98	±2	2	3	39	27	29	±5	3.8	±0.1	
Officers	100	±0	1	2	34	36	26	±6	3.8	±0.2	
Males	98	±2	0	2	29	31	39	±4	4.1	±0.1	
Enlisted	98	±2	0	1	30	31	38	±5	4.1	±0.1	
Officers	99	±1	0	2	23	32	43	±5	4.1	±0.1	

104. How satisfied have you been with the availability of information on...

b. How to file an unrestricted report?

1. Very dissatisfied
4. Satisfied

2. Dissatisfied
5. Very satisfied

3. Neither satisfied nor dissatisfied

	Percent Responding		Percentages					Max ME	Average Satisfaction		
			1	2	3	4	5				
TOTAL DOD	98	±1	1	2	24	27	45	±2	4.1	±0.1	
ARNG	97	±1	1	2	25	27	45	±2	4.1	±0.1	
USAR	98	±1	2	2	28	27	41	±3	4.0	±0.1	
USNR	98	±2	0	1	12	28	59	±4	4.5	±0.1	
USMCR	99	±1	1	2	22	25	50	±6	4.2	±0.2	
ANG	99	±1	1	1	22	30	46	±3	4.2	±0.1	
USAFR	98	±1	0	1	26	26	46	±4	4.2	±0.1	
Enlisted	98	±1	1	2	25	27	45	±2	4.1	±0.1	
E1 – E4	98	±1	2	1	28	25	44	±3	4.1	±0.1	
E1 – E3	98	±1	1	1	27	25	46	±4	4.1	±0.1	
E4	97	±1	2	2	28	25	43	±3	4.1	±0.1	
E5 – E9	98	±1	1	2	22	29	47	±2	4.2	±0.1	
E5 – E7	98	±1	1	2	23	29	46	±2	4.2	±0.1	
E8 – E9	99	±1	0	1	18	28	53	±4	4.3	±0.1	
Officers	98	±1	1	3	22	29	46	±3	4.2	±0.1	
O1 – O3	97	±2	1	3	23	27	46	±4	4.1	±0.1	
O4 – O6	99	±1	0	2	20	31	47	±3	4.2	±0.1	
W1 – W5	97	±2	1	3	23	33	41	±6	4.1	±0.1	
Reserve Unit	98	±1	1	2	25	27	45	±2	4.1	±0.1	
AGR/FTS/AR	98	±1	1	2	19	28	51	±3	4.3	±0.1	
IMA	98	±2	0	2	30	22	46	±5	4.1	±0.1	
Not Activated Past 12 Months	98	±1	1	2	25	27	45	±2	4.1	±0.1	
Activated Past 12 Months	98	±1	1	2	22	27	48	±3	4.2	±0.1	
Not Deployed Past 12 Months	98	±1	1	2	25	27	45	±2	4.1	±0.1	
Deployed Past 12 Months	98	±1	1	2	21	27	50	±4	4.2	±0.1	
Non-Hispanic White	98	±1	1	2	24	27	47	±2	4.2	±0.1	
Total Minority	97	±1	2	2	25	28	43	±2	4.1	±0.1	
Non-Hispanic Black	98	±1	2	2	24	29	43	±4	4.1	±0.1	
Hispanic	97	±1	2	3	25	26	44	±4	4.1	±0.1	
FEMALES	96	±1	2	3	25	28	42	±2	4.1	±0.1	
Enlisted	96	±1	2	3	26	27	42	±2	4.1	±0.1	
E1 – E4	95	±2	2	3	27	27	40	±3	4.0	±0.1	
E5 – E9	97	±1	2	3	24	27	45	±2	4.1	±0.1	
Officers	98	±1	2	2	23	31	42	±3	4.1	±0.1	
O1 – O3	97	±2	2	3	24	31	40	±5	4.0	±0.1	
O4 – O6	99	±1	2	2	23	30	43	±4	4.1	±0.1	
Reserve Unit	96	±1	2	3	26	28	42	±2	4.0	±0.1	
AGR/FTS/AR	97	±2	2	3	21	26	48	±4	4.2	±0.1	
IMA	97	±3	1	4	28	25	42	±6	4.0	±0.2	
Non-Hispanic White	97	±1	2	3	24	28	43	±2	4.1	±0.1	
Total Minority	96	±1	3	3	27	27	41	±3	4.0	±0.1	
ARNG	96	±1	2	3	26	26	42	±3	4.0	±0.1	
Enlisted	96	±2	2	3	27	25	43	±3	4.0	±0.1	
Officers	96	±3	2	3	21	36	38	±7	4.1	±0.2	
USAR	97	±1	3	4	30	27	36	±3	3.9	±0.1	
Enlisted	97	±2	3	4	30	26	36	±3	3.9	±0.1	
Officers	98	±2	3	2	30	29	35	±6	3.9	±0.2	

Note. Percent responding are Reserve members who answered the question.

2012 Workplace and Gender Relations Survey of Reserve Component Members

104b. Continued	Percent Responding		Percentages					Max ME	Average Satisfaction		
			1	2	3	4	5				
USNR	96	±3	0	2	13	27	58	±5	4.4	±0.1	
Enlisted	95	±4	0	1	13	27	59	±6	4.4	±0.1	
Officers	100	±1	1	2	12	28	57	±6	4.4	±0.1	
USMCR	97	±3	5	4	18	25	48	±9	4.1	±0.2	
Enlisted	97	±3	4	3	16	26	51	±10	4.2	±0.3	
Officers	94	±6	5	10	28	23	34	±11	3.7	±0.3	
ANG	98	±2	1	2	23	30	45	±4	4.2	±0.1	
Enlisted	97	±2	1	2	24	30	44	±4	4.1	±0.1	
Officers	99	±2	1	3	15	32	49	±6	4.2	±0.1	
USAFR	96	±2	1	2	22	32	44	±4	4.2	±0.1	
Enlisted	96	±2	1	1	22	33	43	±5	4.2	±0.1	
Officers	99	±2	1	2	23	28	46	±6	4.2	±0.1	
MALES	98	±1	1	2	24	27	46	±2	4.2	±0.1	
Enlisted	98	±1	1	1	25	27	46	±2	4.2	±0.1	
E1 - E4	98	±1	2	1	28	24	45	±3	4.1	±0.1	
E5 - E9	98	±1	1	2	22	29	47	±2	4.2	±0.1	
Officers	98	±1	0	3	21	29	46	±3	4.2	±0.1	
O1 - O3	97	±2	1	4	23	25	47	±5	4.1	±0.1	
O4 - O6	99	±1	0	2	19	31	47	±4	4.2	±0.1	
Reserve Unit	98	±1	1	2	24	27	46	±2	4.1	±0.1	
AGR/FTS/AR	98	±1	1	2	18	28	51	±4	4.3	±0.1	
IMA	98	±2	0	1	30	22	47	±6	4.1	±0.2	
Non-Hispanic White	98	±1	1	1	24	27	48	±2	4.2	±0.1	
Total Minority	98	±1	1	2	25	28	43	±3	4.1	±0.1	
ARNG	98	±1	1	2	24	27	46	±3	4.1	±0.1	
Enlisted	98	±1	1	2	25	26	46	±3	4.1	±0.1	
Officers	98	±2	0	4	23	28	45	±5	4.1	±0.1	
USAR	98	±1	2	1	28	27	42	±3	4.1	±0.1	
Enlisted	98	±1	2	1	28	27	42	±4	4.1	±0.1	
Officers	98	±2	2	2	26	30	40	±5	4.0	±0.1	
USNR	98	±2	0	0	12	28	60	±5	4.5	±0.1	
Enlisted	98	±2	0	0	12	28	61	±6	4.5	±0.1	
Officers	99	±1	0	1	13	29	57	±6	4.4	±0.1	
USMCR	99	±1	1	2	23	25	50	±7	4.2	±0.2	
Enlisted	100	±1	1	2	22	25	50	±7	4.2	±0.2	
Officers	98	±2	1	5	23	25	47	±14	4.1	±0.2	
ANG	99	±1	0	1	22	31	46	±4	4.2	±0.1	
Enlisted	99	±1	1	1	23	30	46	±4	4.2	±0.1	
Officers	99	±1	0	4	15	31	50	±7	4.3	±0.2	
USAFR	98	±2	0	1	27	25	47	±5	4.2	±0.1	
Enlisted	98	±2	0	1	29	24	45	±5	4.1	±0.1	
Officers	97	±3	0	2	18	26	54	±7	4.3	±0.2	
USCGR	98	±1	0	2	30	30	37	±4	4.0	±0.1	
Enlisted	98	±2	0	2	31	30	37	±4	4.0	±0.1	
E1 - E4	98	±2	1	1	33	28	37	±6	4.0	±0.1	
E5 - E9	98	±2	0	2	30	31	37	±6	4.0	±0.1	
Officers	100	±1	0	2	25	33	39	±4	4.1	±0.1	
O1 - O3	100	±1	0	3	28	30	39	±5	4.0	±0.1	
O4 - O6	99	±2	0	1	24	35	39	±7	4.1	±0.1	
Females	98	±2	2	3	38	30	28	±4	3.8	±0.1	
Enlisted	98	±2	2	3	39	28	28	±5	3.8	±0.1	
Officers	100	±0	1	2	34	36	27	±6	3.8	±0.2	
Males	98	±2	0	2	29	30	39	±4	4.1	±0.1	
Enlisted	98	±2	0	1	30	30	38	±5	4.1	±0.1	
Officers	99	±1	0	2	23	32	43	±5	4.1	±0.1	

105. Have you had any military training during the past 12 months on topics related to sexual harassment?

	Percent Responding		Percentages	Max ME	Percentage Reporting Yes
			Yes		
TOTAL DOD	98	±1	96	±1	
ARNG	98	±1	95	±1	
USAR	98	±1	95	±2	
USNR	98	±2	99	±2	
USMCR	99	±1	96	±3	
ANG	99	±1	98	±1	
USAFR	98	±1	96	±2	
Enlisted	98	±1	96	±1	
E1 – E4	98	±1	95	±2	
E1 – E3	98	±1	94	±3	
E4	98	±1	95	±2	
E5 – E9	98	±1	97	±1	
E5 – E7	98	±1	97	±1	
E8 – E9	99	±1	98	±2	
Officers	98	±1	95	±1	
O1 – O3	97	±2	95	±2	
O4 – O6	99	±1	96	±2	
W1 – W5	97	±2	95	±3	
Reserve Unit	98	±1	96	±1	
AGR/FTS/AR	99	±1	97	±1	
IMA	99	±1	89	±4	
Not Activated Past 12 Months	98	±1	96	±1	
Activated Past 12 Months	98	±1	97	±1	
Not Deployed Past 12 Months	98	±1	96	±1	
Deployed Past 12 Months	99	±1	97	±2	
Non-Hispanic White	98	±1	96	±1	
Total Minority	98	±1	95	±1	
Non-Hispanic Black	98	±1	96	±2	
Hispanic	98	±1	94	±2	
FEMALES	97	±1	95	±1	
Enlisted	97	±1	96	±1	
E1 – E4	96	±2	95	±2	
E5 – E9	97	±1	96	±1	
Officers	98	±1	95	±2	
O1 – O3	98	±2	95	±2	
O4 – O6	99	±1	94	±2	
Reserve Unit	97	±1	95	±1	
AGR/FTS/AR	98	±1	97	±2	
IMA	98	±2	87	±5	
Non-Hispanic White	98	±1	96	±1	
Total Minority	96	±1	95	±2	
ARNG	96	±1	96	±2	
Enlisted	96	±2	96	±2	
Officers	96	±3	98	±3	
USAR	97	±1	93	±2	
Enlisted	97	±2	93	±2	
Officers	99	±2	94	±3	

Note. Percent responding are Reserve members who answered the question.

105. Continued	Percent Responding		Percentages		Max ME	Percentage Reporting Yes
			Yes			
USNR	96	±3	99	±2		
Enlisted	96	±4	99	±2		
Officers	100	±0	98	±2		
USMCR	97	±3	92	±5		
Enlisted	97	±3	94	±6		
Officers	95	±5	81	±10		
ANG	98	±1	97	±2		
Enlisted	98	±2	97	±2		
Officers	99	±2	96	±3		
USAFR	97	±2	95	±2		
Enlisted	96	±2	96	±3		
Officers	99	±1	90	±4		
MALES	98	±1	96	±1		
Enlisted	98	±1	96	±1		
E1 - E4	98	±1	95	±2		
E5 - E9	99	±1	97	±1		
Officers	98	±1	96	±2		
O1 - O3	97	±2	95	±3		
O4 - O6	99	±1	96	±2		
Reserve Unit	98	±1	96	±1		
AGR/FTS/AR	99	±1	97	±2		
IMA	99	±2	89	±4		
Non-Hispanic White	98	±1	96	±1		
Total Minority	98	±1	95	±2		
ARNG	98	±1	95	±2		
Enlisted	98	±1	95	±2		
Officers	97	±2	95	±3		
USAR	98	±1	95	±2		
Enlisted	98	±1	95	±2		
Officers	99	±2	93	±3		
USNR	99	±2	99	±2		
Enlisted	98	±2	99	±3		
Officers	99	±1	100	±2		
USMCR	99	±1	96	±3		
Enlisted	100	±1	97	±4		
Officers	99	±2	90	±4		
ANG	99	±1	98	±2		
Enlisted	99	±1	98	±2		
Officers	99	±1	98	±3		
USAFR	98	±2	97	±2		
Enlisted	98	±2	97	±2		
Officers	97	±3	98	±3		
USCGR	99	±1	98	±2		
Enlisted	98	±1	98	±2		
E1 - E4	99	±2	98	±2		
E5 - E9	98	±2	98	±3		
Officers	99	±1	97	±2		
O1 - O3	99	±1	97	±3		
O4 - O6	99	±2	96	±3		
Females	98	±2	97	±2		
Enlisted	97	±2	97	±2		
Officers	99	±1	96	±4		
Males	99	±1	98	±2		
Enlisted	99	±2	98	±2		
Officers	99	±1	97	±2		

106. My National Guard/Reserve component's sexual harassment training...

a. Provides a good understanding of what words and actions are considered sexual harassment.

1. Strongly disagree
4. Agree

2. Disagree
5. Strongly agree

3. Neither agree nor disagree

	Percent Responding		Percentages					Max ME	Average Agreement		
			1	2	3	4	5				
TOTAL DOD	93	±1	0	1	6	31	62	±2	4.5	±0.1	
ARNG	92	±2	0	1	6	31	62	±2	4.5	±0.1	
USAR	91	±2	1	1	7	34	59	±3	4.5	±0.1	
USNR	96	±2	0	1	5	26	69	±4	4.6	±0.1	
USMCR	94	±3	0	1	7	25	67	±6	4.6	±0.1	
ANG	96	±1	0	0	5	31	63	±3	4.6	±0.1	
USAFR	93	±2	0	0	8	32	59	±4	4.5	±0.1	
Enlisted	93	±1	0	1	6	30	63	±2	4.5	±0.1	
E1 – E4	92	±2	0	1	6	28	65	±3	4.6	±0.1	
E1 – E3	91	±2	1	0	6	24	70	±4	4.6	±0.1	
E4	92	±2	0	1	6	30	63	±3	4.5	±0.1	
E5 – E9	94	±1	0	1	6	33	60	±2	4.5	±0.1	
E5 – E7	94	±1	0	1	7	33	60	±2	4.5	±0.1	
E8 – E9	96	±2	0	0	4	33	62	±4	4.6	±0.1	
Officers	93	±2	0	1	5	35	59	±3	4.5	±0.1	
O1 – O3	92	±2	0	1	5	34	60	±4	4.5	±0.1	
O4 – O6	94	±2	0	0	5	34	59	±3	4.5	±0.1	
W1 – W5	90	±4	0	1	5	37	58	±6	4.5	±0.1	
Reserve Unit	93	±1	0	1	6	31	62	±2	4.5	±0.1	
AGR/FTS/AR	94	±2	0	1	7	32	60	±3	4.5	±0.1	
IMA	86	±3	1	0	6	34	59	±5	4.5	±0.1	
Not Activated Past 12 Months	93	±1	0	1	6	31	62	±2	4.5	±0.1	
Activated Past 12 Months	94	±2	1	0	8	30	61	±3	4.5	±0.1	
Not Deployed Past 12 Months	93	±1	0	1	6	31	62	±2	4.5	±0.1	
Deployed Past 12 Months	94	±2	1	0	8	31	61	±4	4.5	±0.1	
Non-Hispanic White	94	±1	0	1	6	31	62	±2	4.5	±0.1	
Total Minority	92	±2	0	0	6	31	62	±2	4.5	±0.1	
Non-Hispanic Black	91	±2	0	0	5	31	64	±4	4.6	±0.1	
Hispanic	91	±2	1	1	6	30	63	±4	4.5	±0.1	
FEMALES	91	±1	0	1	7	33	59	±2	4.5	±0.1	
Enlisted	90	±1	1	1	7	32	59	±2	4.5	±0.1	
E1 – E4	89	±2	1	1	7	29	62	±3	4.5	±0.1	
E5 – E9	92	±2	1	1	7	35	57	±2	4.5	±0.1	
Officers	91	±2	0	2	5	35	57	±3	4.5	±0.1	
O1 – O3	92	±3	0	2	6	36	56	±5	4.4	±0.1	
O4 – O6	91	±2	0	1	5	34	59	±4	4.5	±0.1	
Reserve Unit	90	±1	0	1	7	32	59	±2	4.5	±0.1	
AGR/FTS/AR	93	±2	0	1	5	33	61	±4	4.5	±0.1	
IMA	84	±5	1	1	10	38	50	±7	4.3	±0.1	
Non-Hispanic White	92	±2	0	1	7	31	60	±2	4.5	±0.1	
Total Minority	89	±2	1	1	7	34	58	±3	4.5	±0.1	
ARNG	90	±2	1	1	7	31	60	±3	4.5	±0.1	
Enlisted	90	±2	1	1	7	30	61	±3	4.5	±0.1	
Officers	92	±4	0	2	5	37	55	±7	4.4	±0.1	
USAR	89	±2	1	1	8	34	57	±3	4.5	±0.1	
Enlisted	89	±2	1	1	8	34	57	±4	4.5	±0.1	
Officers	91	±3	0	1	6	37	56	±6	4.5	±0.1	

Note. Percent responding are Reserve members who answered the question and who have had military training during the past 12 months on topics related to sexual harassment (Q105).

2012 Workplace and Gender Relations Survey of Reserve Component Members

106a. Continued	Percent Responding		Percentages					Max ME	Average Agreement		
			1	2	3	4	5				
USNR	94	±3	0	1	6	29	64	±5	4.6	±0.1	
Enlisted	93	±4	0	1	7	30	63	±6	4.5	±0.1	
Officers	98	±2	0	3	3	28	67	±6	4.6	±0.1	
USMCR	88	±5	1	1	8	29	60	±9	4.5	±0.2	
Enlisted	89	±6	1	0	9	28	62	±10	4.5	±0.2	
Officers	78	±9	2	5	6	37	50	±13	4.3	±0.3	
ANG	94	±2	1	0	5	33	61	±4	4.5	±0.1	
Enlisted	94	±2	1	0	5	33	61	±4	4.5	±0.1	
Officers	93	±3	0	1	3	37	59	±6	4.5	±0.1	
USAFR	89	±3	0	1	8	36	55	±4	4.4	±0.1	
Enlisted	90	±3	0	1	7	36	55	±5	4.4	±0.1	
Officers	88	±4	1	0	9	35	55	±6	4.4	±0.1	
MALES	94	±1	0	1	6	31	63	±2	4.5	±0.1	
Enlisted	94	±1	0	1	6	30	63	±2	4.6	±0.1	
E1 - E4	92	±2	0	0	6	27	66	±3	4.6	±0.1	
E5 - E9	95	±1	0	1	6	32	61	±2	4.5	±0.1	
Officers	93	±2	0	0	5	34	60	±3	4.5	±0.1	
O1 - O3	92	±3	0	0	5	34	61	±5	4.5	±0.1	
O4 - O6	94	±2	1	0	5	34	60	±4	4.5	±0.1	
Reserve Unit	93	±1	0	1	6	30	63	±2	4.6	±0.1	
AGR/FTS/AR	95	±2	0	1	7	32	60	±4	4.5	±0.1	
IMA	87	±4	1	0	5	33	62	±7	4.5	±0.1	
Non-Hispanic White	94	±1	0	1	6	31	62	±2	4.5	±0.1	
Total Minority	92	±2	0	0	5	30	64	±3	4.6	±0.1	
ARNG	93	±2	0	1	6	31	63	±3	4.6	±0.1	
Enlisted	93	±2	0	1	6	30	63	±3	4.6	±0.1	
Officers	92	±3	0	1	5	36	58	±5	4.5	±0.1	
USAR	92	±2	1	0	6	33	59	±3	4.5	±0.1	
Enlisted	92	±2	0	0	6	33	60	±4	4.5	±0.1	
Officers	91	±3	1	0	5	35	58	±5	4.5	±0.1	
USNR	96	±2	0	1	4	25	70	±5	4.6	±0.1	
Enlisted	96	±3	0	1	5	23	72	±6	4.7	±0.1	
Officers	98	±2	0	0	4	32	64	±6	4.6	±0.1	
USMCR	95	±3	0	1	7	25	67	±7	4.6	±0.1	
Enlisted	95	±3	0	1	8	24	67	±7	4.6	±0.1	
Officers	87	±4	0	1	4	32	63	±7	4.6	±0.1	
ANG	97	±2	0	0	6	30	64	±3	4.6	±0.1	
Enlisted	97	±2	0	1	6	30	64	±4	4.6	±0.1	
Officers	97	±3	0	0	6	31	63	±7	4.6	±0.1	
USAFR	94	±2	0	0	8	31	61	±5	4.5	±0.1	
Enlisted	94	±3	0	0	9	30	61	±5	4.5	±0.1	
Officers	94	±3	0	0	4	34	62	±7	4.6	±0.1	
USCGR	95	±2	0	1	5	34	60	±4	4.5	±0.1	
Enlisted	95	±2	0	1	6	34	59	±4	4.5	±0.1	
E1 - E4	96	±2	0	1	9	33	58	±6	4.5	±0.1	
E5 - E9	94	±3	0	1	4	36	60	±6	4.6	±0.1	
Officers	96	±2	0	0	4	34	61	±4	4.6	±0.1	
O1 - O3	96	±2	0	0	5	37	57	±5	4.5	±0.1	
O4 - O6	96	±3	0	1	3	33	64	±7	4.6	±0.1	
Females	94	±2	0	1	5	38	57	±4	4.5	±0.1	
Enlisted	94	±3	0	1	4	37	58	±5	4.5	±0.1	
Officers	95	±3	0	1	5	39	55	±6	4.5	±0.1	
Males	95	±2	0	1	6	34	60	±4	4.5	±0.1	
Enlisted	95	±3	0	1	6	34	60	±5	4.5	±0.1	
Officers	96	±2	0	0	3	33	63	±5	4.6	±0.1	

106. My National Guard/Reserve component's sexual harassment training...

b. Teaches that sexual harassment reduces the cohesion and effectiveness of my Reserve component as a whole.

1. Strongly disagree
4. Agree

2. Disagree
5. Strongly agree

3. Neither agree nor disagree

	Percent Responding		Percentages					Max ME	Average Agreement		
			1	2	3	4	5				
TOTAL DOD	93	±1	0	1	6	30	63	±2	4.5	±0.1	
ARNG	92	±2	0	1	6	30	63	±2	4.5	±0.1	
USAR	91	±2	1	1	6	32	60	±3	4.5	±0.1	
USNR	96	±2	0	0	5	26	69	±4	4.6	±0.1	
USMCR	94	±3	1	1	8	22	67	±6	4.5	±0.1	
ANG	96	±1	0	0	5	29	65	±3	4.6	±0.1	
USAFR	93	±2	0	0	7	31	61	±4	4.5	±0.1	
Enlisted	93	±1	0	1	6	29	63	±2	4.5	±0.1	
E1 – E4	92	±2	1	0	7	27	66	±3	4.6	±0.1	
E1 – E3	91	±3	1	0	6	23	70	±4	4.6	±0.1	
E4	92	±2	1	0	7	29	63	±3	4.5	±0.1	
E5 – E9	94	±1	0	1	6	32	61	±2	4.5	±0.1	
E5 – E7	94	±1	0	1	6	32	61	±2	4.5	±0.1	
E8 – E9	96	±2	0	0	3	32	64	±4	4.6	±0.1	
Officers	93	±2	0	1	4	32	63	±3	4.6	±0.1	
O1 – O3	92	±2	0	0	5	32	63	±4	4.6	±0.1	
O4 – O6	94	±2	0	1	4	31	64	±3	4.6	±0.1	
W1 – W5	90	±4	0	1	4	37	57	±6	4.5	±0.1	
Reserve Unit	93	±1	0	1	6	29	64	±2	4.6	±0.1	
AGR/FTS/AR	95	±2	0	0	6	31	62	±3	4.5	±0.1	
IMA	86	±3	1	0	5	33	60	±5	4.5	±0.1	
Not Activated Past 12 Months	93	±1	0	1	6	30	64	±2	4.6	±0.1	
Activated Past 12 Months	94	±2	1	1	7	29	62	±3	4.5	±0.1	
Not Deployed Past 12 Months	93	±1	0	1	6	30	64	±2	4.6	±0.1	
Deployed Past 12 Months	94	±2	1	1	8	30	61	±4	4.5	±0.1	
Non-Hispanic White	94	±1	0	1	6	29	64	±2	4.6	±0.1	
Total Minority	92	±2	1	1	6	30	63	±2	4.5	±0.1	
Non-Hispanic Black	92	±2	0	0	6	30	64	±4	4.6	±0.1	
Hispanic	92	±2	1	1	7	29	63	±4	4.5	±0.1	
FEMALES	91	±1	0	1	7	33	59	±2	4.5	±0.1	
Enlisted	91	±1	0	1	7	32	59	±2	4.5	±0.1	
E1 – E4	89	±2	0	1	8	29	62	±3	4.5	±0.1	
E5 – E9	93	±2	0	1	7	35	57	±2	4.5	±0.1	
Officers	92	±2	0	1	5	34	60	±3	4.5	±0.1	
O1 – O3	92	±3	1	1	5	35	58	±5	4.5	±0.1	
O4 – O6	92	±2	0	1	4	32	63	±4	4.6	±0.1	
Reserve Unit	91	±1	0	1	7	32	59	±2	4.5	±0.1	
AGR/FTS/AR	93	±2	0	1	5	33	61	±4	4.5	±0.1	
IMA	84	±5	1	0	9	38	52	±7	4.4	±0.1	
Non-Hispanic White	92	±2	0	1	6	31	61	±2	4.5	±0.1	
Total Minority	89	±2	1	1	7	34	57	±3	4.5	±0.1	
ARNG	91	±2	0	1	7	31	60	±3	4.5	±0.1	
Enlisted	90	±2	0	1	7	31	61	±3	4.5	±0.1	
Officers	93	±4	1	1	5	36	57	±7	4.5	±0.1	
USAR	89	±2	1	1	7	34	57	±3	4.5	±0.1	
Enlisted	89	±2	1	1	8	34	57	±4	4.4	±0.1	
Officers	91	±3	0	1	5	35	60	±6	4.5	±0.1	

Note. Percent responding are Reserve members who answered the question and who have had military training during the past 12 months on topics related to sexual harassment (Q105).

2012 Workplace and Gender Relations Survey of Reserve Component Members

106b. Continued	Percent Responding		Percentages					Max ME	Average Agreement		
			1	2	3	4	5				
USNR	94	±3	0	1	6	29	64	±5	4.6	±0.1	
Enlisted	94	±4	0	1	7	30	63	±6	4.5	±0.1	
Officers	98	±2	0	2	4	25	69	±6	4.6	±0.1	
USMCR	88	±5	0	0	10	31	58	±9	4.5	±0.2	
Enlisted	89	±6	0	0	11	29	60	±10	4.5	±0.2	
Officers	78	±9	2	2	4	41	50	±13	4.3	±0.3	
ANG	94	±2	1	0	4	34	62	±4	4.6	±0.1	
Enlisted	94	±2	1	0	4	34	61	±4	4.5	±0.1	
Officers	93	±3	0	1	2	33	64	±6	4.6	±0.1	
USAFR	90	±3	0	1	7	35	57	±4	4.5	±0.1	
Enlisted	90	±3	0	1	8	35	57	±5	4.5	±0.1	
Officers	88	±4	1	1	6	35	57	±6	4.5	±0.1	
MALES	94	±1	0	1	6	29	64	±2	4.6	±0.1	
Enlisted	94	±1	0	1	6	29	64	±2	4.6	±0.1	
E1 - E4	92	±2	1	0	6	26	67	±3	4.6	±0.1	
E5 - E9	95	±1	0	1	6	31	62	±2	4.5	±0.1	
Officers	93	±2	0	1	4	32	63	±3	4.6	±0.1	
O1 - O3	92	±3	0	0	5	31	64	±5	4.6	±0.1	
O4 - O6	94	±2	0	0	4	31	64	±4	4.6	±0.1	
Reserve Unit	94	±1	0	1	6	29	64	±2	4.6	±0.1	
AGR/FTS/AR	95	±2	0	0	7	30	62	±4	4.5	±0.1	
IMA	87	±4	1	0	4	32	63	±7	4.5	±0.1	
Non-Hispanic White	94	±1	0	0	6	29	64	±2	4.6	±0.1	
Total Minority	93	±2	1	1	5	29	65	±3	4.6	±0.1	
ARNG	93	±2	0	1	6	29	64	±3	4.6	±0.1	
Enlisted	93	±2	1	1	6	29	64	±3	4.6	±0.1	
Officers	92	±3	0	1	5	33	61	±5	4.5	±0.1	
USAR	92	±2	1	0	6	32	61	±3	4.5	±0.1	
Enlisted	92	±2	0	0	6	32	61	±4	4.5	±0.1	
Officers	91	±3	1	1	4	33	62	±5	4.5	±0.1	
USNR	97	±2	0	0	4	25	70	±5	4.7	±0.1	
Enlisted	96	±3	0	0	5	23	71	±6	4.7	±0.1	
Officers	98	±2	0	0	2	30	67	±6	4.6	±0.1	
USMCR	95	±3	1	1	8	22	68	±7	4.6	±0.1	
Enlisted	96	±3	1	1	9	21	69	±7	4.6	±0.2	
Officers	86	±4	1	0	4	37	58	±9	4.5	±0.1	
ANG	96	±2	0	0	5	28	66	±3	4.6	±0.1	
Enlisted	96	±2	0	0	5	29	65	±4	4.6	±0.1	
Officers	97	±3	0	1	4	25	70	±6	4.7	±0.1	
USAFR	94	±2	0	0	7	29	63	±5	4.5	±0.1	
Enlisted	94	±3	0	0	8	29	62	±5	4.5	±0.1	
Officers	94	±4	0	0	3	31	65	±7	4.6	±0.1	
USCGR	95	±2	0	1	5	33	60	±4	4.5	±0.1	
Enlisted	95	±2	0	1	6	33	60	±4	4.5	±0.1	
E1 - E4	96	±2	0	0	8	33	59	±6	4.5	±0.1	
E5 - E9	94	±3	0	1	4	34	61	±6	4.5	±0.1	
Officers	95	±2	0	1	3	34	62	±4	4.6	±0.1	
O1 - O3	95	±2	0	1	5	36	58	±5	4.5	±0.1	
O4 - O6	96	±3	0	1	2	33	65	±7	4.6	±0.1	
Females	94	±2	0	1	5	36	58	±4	4.5	±0.1	
Enlisted	94	±3	0	1	6	35	58	±5	4.5	±0.1	
Officers	94	±3	0	0	4	39	57	±6	4.5	±0.1	
Males	95	±2	0	1	5	33	61	±4	4.5	±0.1	
Enlisted	95	±3	0	1	6	33	60	±5	4.5	±0.1	
Officers	96	±2	0	1	3	32	64	±5	4.6	±0.1	

106. My National Guard/Reserve component's sexual harassment training...

c. Identifies behaviors that are offensive to others and should not be tolerated.

1. Strongly disagree
4. Agree

2. Disagree
5. Strongly agree

3. Neither agree nor disagree

	Percent Responding		Percentages					Max ME	Average Agreement		
			1	2	3	4	5				
TOTAL DOD	93	±1	0	0	6	30	63	±2	4.5	±0.1	
ARNG	92	±2	0	1	6	30	63	±2	4.6	±0.1	
USAR	91	±2	0	0	7	33	59	±3	4.5	±0.1	
USNR	96	±2	0	0	5	25	69	±4	4.6	±0.1	
USMCR	95	±3	0	1	8	25	66	±6	4.6	±0.1	
ANG	96	±1	0	0	5	30	64	±3	4.6	±0.1	
USAFR	93	±2	0	0	7	32	60	±4	4.5	±0.1	
Enlisted	93	±1	0	0	6	30	63	±2	4.5	±0.1	
E1 – E4	92	±2	0	0	7	27	65	±3	4.6	±0.1	
E1 – E3	91	±2	1	0	6	23	70	±4	4.6	±0.1	
E4	92	±2	0	0	7	30	63	±3	4.5	±0.1	
E5 – E9	94	±1	0	0	6	32	61	±2	4.5	±0.1	
E5 – E7	94	±1	0	0	7	32	61	±2	4.5	±0.1	
E8 – E9	96	±2	0	0	3	33	64	±4	4.6	±0.1	
Officers	92	±2	0	1	4	33	62	±3	4.6	±0.1	
O1 – O3	91	±2	0	1	4	34	61	±4	4.6	±0.1	
O4 – O6	94	±2	0	1	4	32	63	±3	4.6	±0.1	
W1 – W5	89	±4	0	1	4	38	57	±6	4.5	±0.1	
Reserve Unit	93	±1	0	0	6	30	63	±2	4.6	±0.1	
AGR/FTS/AR	94	±2	0	0	6	31	62	±3	4.5	±0.1	
IMA	87	±3	1	0	5	34	60	±5	4.5	±0.1	
Not Activated Past 12 Months	93	±1	0	0	6	30	63	±2	4.6	±0.1	
Activated Past 12 Months	94	±2	1	1	8	30	61	±3	4.5	±0.1	
Not Deployed Past 12 Months	93	±1	0	0	6	30	63	±2	4.6	±0.1	
Deployed Past 12 Months	94	±2	1	1	8	30	61	±4	4.5	±0.1	
Non-Hispanic White	94	±1	0	0	6	30	63	±2	4.5	±0.1	
Total Minority	92	±2	0	0	6	30	63	±2	4.6	±0.1	
Non-Hispanic Black	92	±2	0	0	6	29	65	±4	4.6	±0.1	
Hispanic	91	±2	1	0	6	29	63	±4	4.5	±0.1	
FEMALES	91	±1	0	1	7	33	59	±2	4.5	±0.1	
Enlisted	90	±1	0	1	7	33	59	±2	4.5	±0.1	
E1 – E4	89	±2	0	1	7	30	62	±3	4.5	±0.1	
E5 – E9	92	±2	0	1	7	35	57	±2	4.5	±0.1	
Officers	92	±2	0	1	5	35	59	±3	4.5	±0.1	
O1 – O3	92	±3	0	1	6	35	57	±5	4.5	±0.1	
O4 – O6	92	±2	0	1	5	33	61	±4	4.5	±0.1	
Reserve Unit	91	±1	0	1	7	33	59	±2	4.5	±0.1	
AGR/FTS/AR	92	±2	0	1	5	33	61	±4	4.5	±0.1	
IMA	84	±5	1	1	8	40	51	±7	4.4	±0.1	
Non-Hispanic White	92	±2	0	1	7	32	61	±2	4.5	±0.1	
Total Minority	89	±2	0	1	7	35	57	±3	4.5	±0.1	
ARNG	90	±2	0	1	7	31	60	±3	4.5	±0.1	
Enlisted	90	±2	0	1	7	31	60	±3	4.5	±0.1	
Officers	93	±4	0	2	6	35	56	±7	4.4	±0.1	
USAR	89	±2	1	1	7	35	57	±3	4.5	±0.1	
Enlisted	88	±2	1	1	7	35	57	±4	4.5	±0.1	
Officers	91	±3	0	0	6	36	58	±6	4.5	±0.1	

Note. Percent responding are Reserve members who answered the question and who have had military training during the past 12 months on topics related to sexual harassment (Q105).

2012 Workplace and Gender Relations Survey of Reserve Component Members

106c. Continued	Percent Responding		Percentages					Max ME	Average Agreement		
			1	2	3	4	5				
USNR	94	±3	0	0	6	29	64	±5	4.6	±0.1	
Enlisted	93	±4	0	0	7	30	64	±6	4.6	±0.1	
Officers	98	±2	0	2	3	28	67	±6	4.6	±0.1	
USMCR	87	±5	0	2	10	27	61	±9	4.5	±0.2	
Enlisted	89	±6	0	1	10	26	63	±10	4.5	±0.2	
Officers	78	±9	2	2	8	37	50	±13	4.3	±0.3	
ANG	94	±2	1	1	4	33	61	±4	4.5	±0.1	
Enlisted	94	±2	1	1	5	33	61	±4	4.5	±0.1	
Officers	93	±3	1	1	3	35	60	±6	4.5	±0.1	
USAFR	90	±3	0	1	8	36	56	±4	4.5	±0.1	
Enlisted	90	±3	0	1	8	36	56	±5	4.5	±0.1	
Officers	88	±4	1	0	7	35	57	±6	4.5	±0.1	
MALES	94	±1	0	0	6	30	64	±2	4.6	±0.1	
Enlisted	94	±1	0	0	6	29	64	±2	4.6	±0.1	
E1 - E4	93	±2	0	0	6	27	66	±3	4.6	±0.1	
E5 - E9	95	±1	0	0	6	31	62	±2	4.5	±0.1	
Officers	93	±2	0	1	4	33	62	±3	4.6	±0.1	
O1 - O3	91	±3	0	0	4	33	63	±5	4.6	±0.1	
O4 - O6	94	±2	0	1	4	32	63	±4	4.6	±0.1	
Reserve Unit	94	±1	0	0	6	29	64	±2	4.6	±0.1	
AGR/FTS/AR	95	±2	0	0	7	31	62	±4	4.5	±0.1	
IMA	87	±4	1	0	4	33	62	±7	4.6	±0.1	
Non-Hispanic White	94	±1	0	0	6	30	63	±2	4.6	±0.1	
Total Minority	93	±2	0	0	6	29	65	±3	4.6	±0.1	
ARNG	93	±2	0	0	6	29	64	±3	4.6	±0.1	
Enlisted	93	±2	0	0	6	29	65	±3	4.6	±0.1	
Officers	91	±3	0	0	5	35	60	±5	4.5	±0.1	
USAR	92	±2	0	0	6	33	60	±3	4.5	±0.1	
Enlisted	92	±2	0	0	7	33	60	±4	4.5	±0.1	
Officers	90	±3	0	1	4	34	61	±5	4.5	±0.1	
USNR	97	±2	0	0	5	24	71	±5	4.6	±0.1	
Enlisted	96	±3	0	0	6	22	72	±6	4.7	±0.1	
Officers	98	±2	1	0	3	30	66	±6	4.6	±0.1	
USMCR	95	±3	0	1	8	25	66	±7	4.6	±0.1	
Enlisted	96	±3	0	1	8	24	67	±7	4.6	±0.1	
Officers	87	±4	0	1	3	36	60	±8	4.5	±0.1	
ANG	97	±2	0	0	5	29	65	±3	4.6	±0.1	
Enlisted	96	±2	0	0	5	29	65	±4	4.6	±0.1	
Officers	98	±2	0	1	4	30	64	±7	4.6	±0.1	
USAFR	94	±2	0	0	7	31	62	±5	4.5	±0.1	
Enlisted	94	±3	0	0	8	31	61	±5	4.5	±0.1	
Officers	93	±4	0	1	3	30	65	±7	4.6	±0.1	
USCGR	95	±2	0	0	6	34	60	±4	4.5	±0.1	
Enlisted	95	±2	0	0	6	34	60	±5	4.5	±0.1	
E1 - E4	96	±2	0	0	9	32	59	±6	4.5	±0.1	
E5 - E9	95	±3	0	0	4	34	61	±6	4.5	±0.1	
Officers	95	±2	0	0	3	34	62	±4	4.6	±0.1	
O1 - O3	95	±3	0	0	4	37	58	±5	4.5	±0.1	
O4 - O6	96	±3	0	0	2	33	65	±7	4.6	±0.1	
Females	94	±2	0	1	4	36	59	±4	4.5	±0.1	
Enlisted	93	±3	0	1	5	35	60	±5	4.5	±0.1	
Officers	95	±3	0	0	3	41	55	±6	4.5	±0.1	
Males	96	±2	0	0	6	33	61	±4	4.5	±0.1	
Enlisted	96	±2	0	0	6	33	60	±5	4.5	±0.1	
Officers	96	±2	0	0	3	32	64	±5	4.6	±0.1	

106. My National Guard/Reserve component's sexual harassment training...

d. Gives useful tools for dealing with sexual harassment.

1. Strongly disagree
4. Agree

2. Disagree
5. Strongly agree

3. Neither agree nor disagree

	Percent Responding		Percentages					Max ME	Average Agreement		
			1	2	3	4	5				
TOTAL DOD	93	±1	0	1	8	30	61	±2	4.5	±0.1	
ARNG	92	±2	0	1	8	30	61	±2	4.5	±0.1	
USAR	91	±2	1	1	9	33	57	±3	4.5	±0.1	
USNR	96	±2	0	1	6	26	67	±4	4.6	±0.1	
USMCR	95	±3	0	2	10	25	63	±6	4.5	±0.1	
ANG	96	±1	0	1	7	30	62	±3	4.5	±0.1	
USAFR	93	±2	0	1	10	31	58	±4	4.5	±0.1	
Enlisted	93	±1	0	1	8	29	61	±2	4.5	±0.1	
E1 – E4	92	±2	1	1	8	27	64	±3	4.5	±0.1	
E1 – E3	91	±2	1	1	7	24	68	±4	4.6	±0.1	
E4	92	±2	0	1	9	29	61	±3	4.5	±0.1	
E5 – E9	94	±1	0	1	8	31	59	±2	4.5	±0.1	
E5 – E7	94	±1	0	1	9	31	59	±2	4.5	±0.1	
E8 – E9	97	±2	0	1	6	31	62	±4	4.5	±0.1	
Officers	92	±2	0	1	7	34	57	±3	4.5	±0.1	
O1 – O3	92	±2	0	1	7	33	58	±4	4.5	±0.1	
O4 – O6	94	±2	1	1	6	34	57	±3	4.5	±0.1	
W1 – W5	90	±4	0	2	6	38	54	±6	4.4	±0.1	
Reserve Unit	93	±1	0	1	8	30	61	±2	4.5	±0.1	
AGR/FTS/AR	95	±2	0	1	9	32	59	±3	4.5	±0.1	
IMA	86	±3	1	1	7	34	57	±5	4.5	±0.1	
Not Activated Past 12 Months	93	±1	0	1	8	30	61	±2	4.5	±0.1	
Activated Past 12 Months	94	±2	1	1	9	30	59	±3	4.5	±0.1	
Not Deployed Past 12 Months	93	±1	0	1	8	30	61	±2	4.5	±0.1	
Deployed Past 12 Months	94	±2	1	1	9	31	59	±4	4.5	±0.1	
Non-Hispanic White	94	±1	0	1	8	30	61	±2	4.5	±0.1	
Total Minority	92	±2	0	1	8	30	61	±2	4.5	±0.1	
Non-Hispanic Black	92	±2	0	1	7	29	63	±4	4.5	±0.1	
Hispanic	92	±2	1	1	9	29	61	±4	4.5	±0.1	
FEMALES	91	±1	1	2	9	32	56	±2	4.4	±0.1	
Enlisted	90	±1	1	1	9	32	57	±2	4.4	±0.1	
E1 – E4	89	±2	1	1	10	29	59	±3	4.5	±0.1	
E5 – E9	92	±2	1	2	9	35	54	±2	4.4	±0.1	
Officers	91	±2	0	2	9	33	55	±3	4.4	±0.1	
O1 – O3	92	±3	0	3	10	34	54	±5	4.4	±0.1	
O4 – O6	92	±2	1	2	8	33	56	±4	4.4	±0.1	
Reserve Unit	91	±1	1	2	9	32	56	±2	4.4	±0.1	
AGR/FTS/AR	92	±2	0	1	8	34	57	±4	4.5	±0.1	
IMA	84	±5	1	1	12	38	47	±7	4.3	±0.1	
Non-Hispanic White	92	±2	1	2	10	30	57	±2	4.4	±0.1	
Total Minority	89	±2	1	1	9	34	55	±3	4.4	±0.1	
ARNG	90	±2	1	2	10	30	57	±3	4.4	±0.1	
Enlisted	90	±2	1	2	10	30	58	±3	4.4	±0.1	
Officers	93	±4	0	2	9	33	55	±7	4.4	±0.1	
USAR	89	±2	1	2	10	34	53	±3	4.4	±0.1	
Enlisted	89	±2	1	1	10	34	54	±4	4.4	±0.1	
Officers	90	±3	0	3	10	34	53	±6	4.4	±0.1	

Note. Percent responding are Reserve members who answered the question and who have had military training during the past 12 months on topics related to sexual harassment (Q105).

2012 Workplace and Gender Relations Survey of Reserve Component Members

106d. Continued	Percent Responding		Percentages					Max ME	Average Agreement		
			1	2	3	4	5				
USNR	94	±3	0	2	7	29	62	±5	4.5	±0.1	
Enlisted	93	±4	0	1	7	30	62	±6	4.5	±0.1	
Officers	97	±2	0	3	6	26	65	±6	4.5	±0.1	
USMCR	87	±5	0	1	11	29	59	±9	4.5	±0.2	
Enlisted	89	±6	0	0	11	28	61	±10	4.5	±0.2	
Officers	76	±10	2	6	9	34	48	±13	4.2	±0.3	
ANG	94	±2	1	1	7	33	58	±4	4.5	±0.1	
Enlisted	94	±2	1	1	7	33	59	±4	4.5	±0.1	
Officers	93	±3	1	1	8	33	57	±6	4.4	±0.1	
USAFR	90	±3	0	1	10	35	53	±4	4.4	±0.1	
Enlisted	90	±3	0	0	10	35	54	±5	4.4	±0.1	
Officers	88	±4	1	3	9	36	52	±6	4.4	±0.1	
MALES	94	±1	0	1	8	30	62	±2	4.5	±0.1	
Enlisted	94	±1	0	1	8	29	62	±2	4.5	±0.1	
E1 - E4	92	±2	0	1	8	26	65	±3	4.5	±0.1	
E5 - E9	95	±1	0	1	8	31	60	±2	4.5	±0.1	
Officers	93	±2	0	1	6	34	58	±3	4.5	±0.1	
O1 - O3	92	±3	0	1	7	33	59	±5	4.5	±0.1	
O4 - O6	94	±2	1	1	6	35	58	±4	4.5	±0.1	
Reserve Unit	93	±1	0	1	8	29	62	±2	4.5	±0.1	
AGR/FTS/AR	95	±2	0	1	9	31	59	±4	4.5	±0.1	
IMA	87	±4	1	0	6	33	60	±7	4.5	±0.1	
Non-Hispanic White	94	±1	0	1	8	30	61	±2	4.5	±0.1	
Total Minority	93	±2	0	1	7	29	63	±3	4.5	±0.1	
ARNG	93	±2	0	1	7	30	62	±3	4.5	±0.1	
Enlisted	93	±2	0	1	7	29	63	±3	4.5	±0.1	
Officers	92	±3	0	1	8	36	55	±5	4.5	±0.1	
USAR	92	±2	0	1	8	32	58	±3	4.5	±0.1	
Enlisted	93	±2	0	1	9	31	58	±4	4.5	±0.1	
Officers	90	±3	1	1	5	36	57	±5	4.5	±0.1	
USNR	97	±2	0	1	5	25	69	±5	4.6	±0.1	
Enlisted	96	±3	0	1	6	23	71	±6	4.6	±0.1	
Officers	98	±2	1	1	3	32	62	±6	4.5	±0.1	
USMCR	95	±3	0	2	10	25	63	±7	4.5	±0.1	
Enlisted	96	±3	0	2	10	24	64	±7	4.5	±0.2	
Officers	87	±4	0	1	9	32	57	±11	4.4	±0.2	
ANG	97	±2	0	0	7	29	63	±3	4.5	±0.1	
Enlisted	97	±2	0	0	7	28	64	±4	4.6	±0.1	
Officers	97	±3	0	2	7	32	59	±7	4.5	±0.1	
USAFR	94	±2	0	1	10	30	59	±5	4.5	±0.1	
Enlisted	94	±3	0	0	11	30	59	±5	4.5	±0.1	
Officers	93	±4	0	2	6	31	61	±7	4.5	±0.1	
USCGR	96	±2	0	0	8	35	57	±4	4.5	±0.1	
Enlisted	95	±2	0	0	8	35	56	±5	4.5	±0.1	
E1 - E4	97	±2	0	1	9	33	57	±6	4.5	±0.1	
E5 - E9	95	±3	0	0	7	37	56	±6	4.5	±0.1	
Officers	96	±2	1	1	6	35	58	±4	4.5	±0.1	
O1 - O3	96	±2	1	1	7	37	54	±5	4.4	±0.1	
O4 - O6	95	±3	0	1	5	34	60	±7	4.5	±0.1	
Females	94	±2	0	1	7	36	56	±4	4.5	±0.1	
Enlisted	94	±3	0	1	7	34	58	±5	4.5	±0.1	
Officers	95	±3	0	1	7	42	51	±6	4.4	±0.1	
Males	96	±2	0	0	8	35	57	±4	4.5	±0.1	
Enlisted	96	±2	0	0	8	36	56	±5	4.5	±0.1	
Officers	96	±2	1	1	6	33	60	±5	4.5	±0.1	

106. My National Guard/Reserve component's sexual harassment training...

e. Explains the process for reporting sexual harassment.

1. Strongly disagree
4. Agree

2. Disagree
5. Strongly agree

3. Neither agree nor disagree

	Percent Responding		Percentages					Max ME	Average Agreement		
			1	2	3	4	5				
TOTAL DOD	93	±1	0	1	7	30	61	±2	4.5	±0.1	
ARNG	92	±2	0	1	7	30	61	±2	4.5	±0.1	
USAR	91	±2	1	1	8	32	58	±3	4.5	±0.1	
USNR	96	±2	0	0	5	26	69	±4	4.6	±0.1	
USMCR	94	±3	0	2	10	24	64	±6	4.5	±0.1	
ANG	96	±2	0	0	6	31	63	±3	4.5	±0.1	
USAFR	92	±2	0	0	8	32	59	±4	4.5	±0.1	
Enlisted	93	±1	0	1	8	30	61	±2	4.5	±0.1	
E1 – E4	91	±2	0	1	8	27	63	±3	4.5	±0.1	
E1 – E3	90	±3	1	1	8	24	67	±4	4.6	±0.1	
E4	92	±2	0	2	8	29	61	±3	4.5	±0.1	
E5 – E9	94	±1	0	1	7	32	59	±2	4.5	±0.1	
E5 – E7	94	±1	0	1	8	32	59	±2	4.5	±0.1	
E8 – E9	95	±2	0	0	4	34	62	±4	4.6	±0.1	
Officers	92	±2	0	1	6	34	59	±3	4.5	±0.1	
O1 – O3	91	±2	1	1	6	32	59	±4	4.5	±0.1	
O4 – O6	94	±2	0	0	5	34	60	±3	4.5	±0.1	
W1 – W5	89	±4	0	2	5	36	58	±6	4.5	±0.1	
Reserve Unit	93	±1	0	1	7	30	61	±2	4.5	±0.1	
AGR/FTS/AR	94	±2	0	1	7	32	60	±3	4.5	±0.1	
IMA	86	±4	1	0	7	34	58	±5	4.5	±0.1	
Not Activated Past 12 Months	92	±1	0	1	7	31	61	±2	4.5	±0.1	
Activated Past 12 Months	94	±2	1	1	8	30	60	±3	4.5	±0.1	
Not Deployed Past 12 Months	92	±1	0	1	7	30	61	±2	4.5	±0.1	
Deployed Past 12 Months	93	±2	1	1	8	31	60	±4	4.5	±0.1	
Non-Hispanic White	93	±1	0	1	7	30	61	±2	4.5	±0.1	
Total Minority	91	±2	1	1	7	31	60	±2	4.5	±0.1	
Non-Hispanic Black	91	±2	0	1	6	30	63	±4	4.5	±0.1	
Hispanic	91	±2	1	2	8	29	60	±4	4.5	±0.1	
FEMALES	90	±1	1	2	8	33	57	±2	4.4	±0.1	
Enlisted	90	±1	1	2	9	32	57	±2	4.4	±0.1	
E1 – E4	88	±2	1	2	9	30	59	±3	4.4	±0.1	
E5 – E9	92	±2	1	1	8	35	55	±2	4.4	±0.1	
Officers	91	±2	0	2	6	35	56	±3	4.4	±0.1	
O1 – O3	91	±3	1	2	6	36	55	±5	4.4	±0.1	
O4 – O6	91	±2	0	2	5	35	58	±4	4.5	±0.1	
Reserve Unit	90	±1	1	2	9	33	57	±2	4.4	±0.1	
AGR/FTS/AR	92	±2	0	1	7	33	59	±4	4.5	±0.1	
IMA	82	±5	1	1	10	39	49	±7	4.3	±0.1	
Non-Hispanic White	92	±2	0	2	8	31	58	±2	4.4	±0.1	
Total Minority	88	±2	1	2	8	35	55	±3	4.4	±0.1	
ARNG	90	±2	1	2	10	30	57	±3	4.4	±0.1	
Enlisted	89	±2	1	2	10	30	57	±3	4.4	±0.1	
Officers	93	±4	1	2	6	36	55	±7	4.4	±0.1	
USAR	89	±2	1	2	9	35	53	±3	4.4	±0.1	
Enlisted	89	±2	1	2	9	34	53	±4	4.4	±0.1	
Officers	90	±3	0	2	7	37	53	±6	4.4	±0.1	

Note. Percent responding are Reserve members who answered the question and who have had military training during the past 12 months on topics related to sexual harassment (Q105).

2012 Workplace and Gender Relations Survey of Reserve Component Members

106e. Continued	Percent Responding		Percentages					Max ME	Average Agreement		
			1	2	3	4	5				
USNR	94	±3	0	1	7	29	64	±5	4.6	±0.1	
Enlisted	93	±4	0	0	8	29	63	±6	4.5	±0.1	
Officers	98	±2	0	2	2	28	68	±6	4.6	±0.1	
USMCR	87	±5	0	0	10	30	60	±9	4.5	±0.2	
Enlisted	89	±6	0	0	10	29	61	±10	4.5	±0.2	
Officers	78	±9	2	2	10	36	49	±12	4.3	±0.3	
ANG	93	±2	1	1	5	34	59	±4	4.5	±0.1	
Enlisted	94	±2	1	1	5	34	59	±4	4.5	±0.1	
Officers	92	±3	0	2	3	35	60	±6	4.5	±0.1	
USAFR	89	±3	0	1	8	37	54	±4	4.4	±0.1	
Enlisted	89	±3	0	1	8	37	54	±5	4.4	±0.1	
Officers	87	±4	1	1	7	37	54	±6	4.4	±0.1	
MALES	93	±1	0	1	7	30	62	±2	4.5	±0.1	
Enlisted	93	±1	0	1	7	29	62	±2	4.5	±0.1	
E1 - E4	92	±2	0	1	7	26	64	±3	4.5	±0.1	
E5 - E9	94	±1	0	1	7	32	60	±2	4.5	±0.1	
Officers	92	±2	0	1	6	33	60	±3	4.5	±0.1	
O1 - O3	91	±3	1	1	6	31	61	±5	4.5	±0.1	
O4 - O6	94	±2	0	0	5	34	60	±4	4.5	±0.1	
Reserve Unit	93	±1	0	1	7	30	62	±2	4.5	±0.1	
AGR/FTS/AR	95	±2	0	1	7	32	60	±4	4.5	±0.1	
IMA	87	±4	1	0	6	32	61	±7	4.5	±0.1	
Non-Hispanic White	94	±1	0	1	7	30	62	±2	4.5	±0.1	
Total Minority	92	±2	0	1	7	29	62	±3	4.5	±0.1	
ARNG	92	±2	0	1	7	30	61	±3	4.5	±0.1	
Enlisted	92	±2	0	1	7	30	62	±3	4.5	±0.1	
Officers	91	±3	0	1	7	35	57	±5	4.5	±0.1	
USAR	92	±2	1	1	8	32	59	±3	4.5	±0.1	
Enlisted	92	±2	0	1	8	31	59	±4	4.5	±0.1	
Officers	90	±3	1	1	5	34	58	±5	4.5	±0.1	
USNR	96	±2	0	0	5	25	70	±5	4.6	±0.1	
Enlisted	96	±3	0	0	5	23	71	±6	4.6	±0.1	
Officers	98	±2	0	0	5	30	65	±6	4.6	±0.1	
USMCR	95	±3	0	2	10	24	65	±7	4.5	±0.1	
Enlisted	96	±3	0	2	10	23	65	±7	4.5	±0.2	
Officers	86	±4	0	0	5	32	62	±7	4.6	±0.1	
ANG	96	±2	0	0	6	30	63	±3	4.6	±0.1	
Enlisted	96	±2	0	0	6	30	63	±4	4.6	±0.1	
Officers	97	±2	0	1	5	31	63	±7	4.6	±0.1	
USAFR	93	±2	0	0	8	31	61	±5	4.5	±0.1	
Enlisted	93	±3	0	0	9	30	60	±5	4.5	±0.1	
Officers	93	±4	0	0	4	32	64	±7	4.6	±0.1	
USCGR	95	±2	0	0	7	37	56	±4	4.5	±0.1	
Enlisted	95	±2	0	0	8	37	55	±5	4.5	±0.1	
E1 - E4	96	±2	0	0	11	34	54	±6	4.4	±0.1	
E5 - E9	94	±3	0	0	6	38	55	±6	4.5	±0.1	
Officers	95	±2	0	0	5	36	59	±4	4.5	±0.1	
O1 - O3	95	±2	0	0	5	38	56	±5	4.5	±0.1	
O4 - O6	95	±3	0	0	4	35	61	±7	4.6	±0.1	
Females	94	±2	0	2	8	36	54	±4	4.4	±0.1	
Enlisted	94	±3	0	2	8	35	54	±5	4.4	±0.1	
Officers	93	±3	0	0	8	40	51	±7	4.4	±0.1	
Males	96	±2	0	0	7	37	56	±4	4.5	±0.1	
Enlisted	95	±2	0	0	8	37	55	±5	4.5	±0.1	
Officers	96	±2	0	0	4	35	61	±5	4.6	±0.1	

106. My National Guard/Reserve component's sexual harassment training...

f. Makes me feel it is safe to complain about unwanted sex-related attention.

1. Strongly disagree
4. Agree

2. Disagree
5. Strongly agree

3. Neither agree nor disagree

	Percent Responding		Percentages					Max ME	Average Agreement		
			1	2	3	4	5				
TOTAL DOD	93	±1	1	1	9	29	61	±2	4.5	±0.1	
ARNG	92	±2	1	1	9	28	61	±2	4.5	±0.1	
USAR	92	±2	1	1	10	31	57	±3	4.4	±0.1	
USNR	97	±2	1	1	6	25	67	±4	4.6	±0.1	
USMCR	95	±3	1	1	12	24	63	±6	4.5	±0.1	
ANG	96	±1	1	1	8	28	63	±3	4.5	±0.1	
USAFR	93	±2	1	1	10	30	58	±4	4.4	±0.1	
Enlisted	93	±1	1	1	9	28	61	±2	4.5	±0.1	
E1 – E4	92	±2	1	1	10	25	64	±3	4.5	±0.1	
E1 – E3	91	±2	1	1	9	22	67	±4	4.5	±0.1	
E4	92	±2	1	1	10	27	61	±3	4.5	±0.1	
E5 – E9	94	±1	1	1	9	30	59	±2	4.5	±0.1	
E5 – E7	94	±1	1	1	9	31	58	±2	4.4	±0.1	
E8 – E9	97	±2	1	1	6	29	64	±4	4.5	±0.1	
Officers	93	±2	1	1	8	32	59	±3	4.5	±0.1	
O1 – O3	92	±2	1	1	8	31	59	±4	4.5	±0.1	
O4 – O6	94	±2	1	1	7	31	60	±3	4.5	±0.1	
W1 – W5	90	±4	0	2	9	34	55	±6	4.4	±0.1	
Reserve Unit	93	±1	1	1	9	28	61	±2	4.5	±0.1	
AGR/FTS/AR	95	±2	1	1	9	30	58	±3	4.4	±0.1	
IMA	87	±3	1	0	8	33	58	±5	4.5	±0.1	
Not Activated Past 12 Months	93	±1	1	1	8	29	61	±2	4.5	±0.1	
Activated Past 12 Months	94	±2	1	1	11	28	59	±3	4.4	±0.1	
Not Deployed Past 12 Months	93	±1	1	1	9	29	61	±2	4.5	±0.1	
Deployed Past 12 Months	94	±2	1	1	11	28	59	±4	4.4	±0.1	
Non-Hispanic White	94	±1	1	1	9	28	61	±2	4.5	±0.1	
Total Minority	92	±2	1	1	9	29	60	±2	4.5	±0.1	
Non-Hispanic Black	92	±2	0	1	9	28	62	±4	4.5	±0.1	
Hispanic	92	±2	1	1	10	28	60	±4	4.4	±0.1	
FEMALES	91	±1	1	3	12	29	54	±2	4.3	±0.1	
Enlisted	91	±1	1	3	12	29	55	±2	4.3	±0.1	
E1 – E4	89	±2	1	3	12	27	57	±3	4.4	±0.1	
E5 – E9	93	±2	1	3	12	31	53	±2	4.3	±0.1	
Officers	92	±2	1	3	11	32	53	±3	4.3	±0.1	
O1 – O3	92	±3	2	3	12	32	51	±5	4.3	±0.1	
O4 – O6	92	±2	1	2	10	32	54	±4	4.4	±0.1	
Reserve Unit	91	±1	1	3	12	29	55	±2	4.3	±0.1	
AGR/FTS/AR	93	±2	1	3	11	30	55	±4	4.3	±0.1	
IMA	84	±5	1	2	12	35	50	±7	4.3	±0.1	
Non-Hispanic White	92	±2	1	3	13	28	55	±2	4.3	±0.1	
Total Minority	89	±2	1	2	11	31	54	±3	4.3	±0.1	
ARNG	91	±2	2	3	13	27	55	±3	4.3	±0.1	
Enlisted	90	±2	2	3	13	27	56	±3	4.3	±0.1	
Officers	93	±4	2	4	13	33	48	±7	4.2	±0.2	
USAR	89	±2	1	3	13	30	52	±3	4.3	±0.1	
Enlisted	89	±2	1	4	14	29	52	±4	4.3	±0.1	
Officers	91	±3	1	2	12	34	52	±6	4.3	±0.1	

Note. Percent responding are Reserve members who answered the question and who have had military training during the past 12 months on topics related to sexual harassment (Q105).

2012 Workplace and Gender Relations Survey of Reserve Component Members

106f. Continued	Percent Responding		Percentages					Max ME	Average Agreement		
			1	2	3	4	5				
USNR	94	±3	1	1	9	27	62	±5	4.5	±0.1	
Enlisted	93	±4	1	1	10	28	61	±6	4.5	±0.1	
Officers	98	±2	1	2	7	26	64	±6	4.5	±0.1	
USMCR	87	±5	0	2	14	25	58	±9	4.4	±0.2	
Enlisted	89	±6	0	2	14	24	60	±10	4.4	±0.2	
Officers	78	±9	2	5	13	35	45	±13	4.2	±0.3	
ANG	94	±2	1	2	10	30	57	±4	4.4	±0.1	
Enlisted	95	±2	1	2	10	30	57	±4	4.4	±0.1	
Officers	93	±3	1	2	11	30	56	±6	4.4	±0.1	
USAFR	90	±3	1	1	11	35	53	±4	4.4	±0.1	
Enlisted	90	±3	1	1	11	35	53	±5	4.4	±0.1	
Officers	88	±4	1	3	11	33	52	±6	4.3	±0.1	
MALES	94	±1	1	1	8	28	62	±2	4.5	±0.1	
Enlisted	94	±1	1	1	9	28	62	±2	4.5	±0.1	
E1 - E4	92	±2	1	0	9	25	65	±3	4.5	±0.1	
E5 - E9	95	±1	0	1	8	30	60	±2	4.5	±0.1	
Officers	93	±2	0	1	7	32	60	±3	4.5	±0.1	
O1 - O3	92	±3	0	0	7	31	61	±5	4.5	±0.1	
O4 - O6	94	±2	1	1	7	31	61	±4	4.5	±0.1	
Reserve Unit	94	±1	1	1	8	28	62	±2	4.5	±0.1	
AGR/FTS/AR	95	±2	0	1	9	30	59	±4	4.5	±0.1	
IMA	87	±4	1	0	7	32	60	±7	4.5	±0.1	
Non-Hispanic White	94	±1	0	1	8	29	62	±2	4.5	±0.1	
Total Minority	93	±2	1	1	9	28	62	±3	4.5	±0.1	
ARNG	93	±2	0	1	8	28	62	±3	4.5	±0.1	
Enlisted	93	±2	1	1	8	28	63	±3	4.5	±0.1	
Officers	92	±3	0	1	8	33	57	±5	4.5	±0.1	
USAR	92	±2	1	0	9	31	59	±3	4.5	±0.1	
Enlisted	93	±2	1	0	9	31	59	±4	4.5	±0.1	
Officers	91	±3	0	1	7	32	59	±5	4.5	±0.1	
USNR	97	±2	1	1	6	24	69	±5	4.6	±0.1	
Enlisted	97	±2	0	1	6	23	70	±6	4.6	±0.1	
Officers	98	±2	1	1	5	28	65	±6	4.6	±0.1	
USMCR	95	±3	1	1	12	24	63	±7	4.5	±0.2	
Enlisted	96	±3	1	1	12	23	63	±7	4.5	±0.2	
Officers	87	±4	1	0	10	30	58	±10	4.4	±0.2	
ANG	96	±2	1	1	8	27	64	±3	4.5	±0.1	
Enlisted	96	±2	0	1	8	27	64	±4	4.5	±0.1	
Officers	97	±3	1	0	6	29	64	±7	4.6	±0.1	
USAFR	94	±2	1	1	10	28	60	±5	4.5	±0.1	
Enlisted	94	±3	1	1	12	28	59	±5	4.4	±0.1	
Officers	94	±3	0	1	4	31	63	±7	4.6	±0.1	
USCGR	96	±2	0	1	9	34	56	±4	4.5	±0.1	
Enlisted	96	±2	0	1	9	35	55	±5	4.4	±0.1	
E1 - E4	97	±2	0	1	12	33	54	±6	4.4	±0.1	
E5 - E9	95	±3	0	1	7	36	56	±6	4.5	±0.1	
Officers	95	±2	1	1	8	32	59	±4	4.5	±0.1	
O1 - O3	96	±2	0	1	9	34	55	±5	4.4	±0.1	
O4 - O6	94	±3	1	1	6	31	61	±7	4.5	±0.1	
Females	94	±2	0	3	11	33	53	±4	4.4	±0.1	
Enlisted	94	±3	0	3	10	32	54	±5	4.4	±0.1	
Officers	95	±3	1	1	15	34	49	±6	4.3	±0.1	
Males	96	±2	0	0	8	35	57	±4	4.5	±0.1	
Enlisted	96	±2	0	0	9	35	56	±5	4.5	±0.1	
Officers	95	±2	1	1	6	31	62	±5	4.5	±0.1	

2012 Workplace and Gender Relations Survey of Reserve Component Members

106g. Continued	Percent Responding		Percentages					Max ME	Average Agreement		
			1	2	3	4	5				
USNR	94	±3	0	0	6	30	64	±5	4.6	±0.1	
Enlisted	94	±4	0	0	7	30	63	±6	4.6	±0.1	
Officers	98	±2	0	1	2	27	69	±6	4.6	±0.1	
USMCR	87	±5	0	1	9	28	62	±9	4.5	±0.2	
Enlisted	89	±6	0	0	9	27	64	±10	4.5	±0.2	
Officers	76	±10	2	2	9	38	48	±13	4.3	±0.3	
ANG	94	±2	1	2	5	33	60	±4	4.5	±0.1	
Enlisted	94	±2	1	2	5	33	60	±4	4.5	±0.1	
Officers	93	±3	1	1	3	34	61	±6	4.5	±0.1	
USAFR	88	±3	0	0	8	36	55	±4	4.5	±0.1	
Enlisted	89	±3	0	0	8	36	55	±5	4.5	±0.1	
Officers	88	±4	1	1	8	36	54	±6	4.4	±0.1	
MALES	93	±1	0	0	6	30	63	±2	4.5	±0.1	
Enlisted	93	±1	0	0	6	29	63	±2	4.5	±0.1	
E1 - E4	92	±2	0	1	7	27	66	±3	4.6	±0.1	
E5 - E9	95	±1	0	0	6	32	61	±2	4.5	±0.1	
Officers	92	±2	0	0	5	33	62	±3	4.6	±0.1	
O1 - O3	91	±3	0	0	6	32	62	±5	4.5	±0.1	
O4 - O6	94	±2	0	0	4	33	63	±4	4.6	±0.1	
Reserve Unit	93	±1	0	0	6	30	63	±2	4.6	±0.1	
AGR/FTS/AR	95	±2	0	0	7	31	61	±4	4.5	±0.1	
IMA	87	±4	0	0	4	33	62	±7	4.6	±0.1	
Non-Hispanic White	94	±1	0	0	6	30	63	±2	4.6	±0.1	
Total Minority	92	±2	0	0	6	30	63	±3	4.5	±0.1	
ARNG	92	±2	0	1	6	30	63	±3	4.6	±0.1	
Enlisted	92	±2	0	1	6	30	64	±3	4.6	±0.1	
Officers	91	±3	0	0	6	35	59	±5	4.5	±0.1	
USAR	92	±2	0	0	7	33	60	±3	4.5	±0.1	
Enlisted	93	±2	0	0	7	33	59	±4	4.5	±0.1	
Officers	90	±3	0	1	5	34	61	±5	4.5	±0.1	
USNR	96	±2	0	0	5	24	70	±5	4.6	±0.1	
Enlisted	95	±3	0	1	5	23	72	±6	4.7	±0.1	
Officers	97	±2	0	0	4	29	66	±6	4.6	±0.1	
USMCR	95	±3	0	1	9	25	65	±7	4.5	±0.1	
Enlisted	96	±3	0	1	9	24	66	±7	4.5	±0.2	
Officers	87	±4	0	0	4	33	62	±7	4.6	±0.1	
ANG	96	±2	0	0	6	29	65	±3	4.6	±0.1	
Enlisted	96	±2	0	0	6	29	65	±4	4.6	±0.1	
Officers	97	±3	0	0	4	30	66	±7	4.6	±0.1	
USAFR	94	±2	0	0	8	30	61	±5	4.5	±0.1	
Enlisted	94	±3	0	0	9	30	61	±5	4.5	±0.1	
Officers	93	±4	0	0	2	33	64	±7	4.6	±0.1	
USCGR	95	±2	0	1	6	36	57	±4	4.5	±0.1	
Enlisted	95	±2	0	1	6	37	56	±5	4.5	±0.1	
E1 - E4	96	±2	0	1	10	33	57	±6	4.5	±0.1	
E5 - E9	95	±3	0	1	4	39	56	±6	4.5	±0.1	
Officers	95	±2	0	0	3	35	61	±4	4.6	±0.1	
O1 - O3	95	±2	0	0	4	37	59	±5	4.5	±0.1	
O4 - O6	96	±3	0	0	2	36	62	±7	4.6	±0.1	
Females	94	±2	0	2	6	36	56	±4	4.5	±0.1	
Enlisted	94	±3	0	3	6	35	56	±5	4.5	±0.1	
Officers	93	±4	0	0	5	39	56	±6	4.5	±0.1	
Males	95	±2	0	0	6	36	57	±4	4.5	±0.1	
Enlisted	95	±3	0	0	6	37	56	±5	4.5	±0.1	
Officers	96	±2	0	0	2	34	63	±5	4.6	±0.1	

107. In your opinion, how effective was the training you received in actually reducing/preventing behaviors that might be seen as sexual harassment?

- 1. Not at all effective
- 2. Slightly effective
- 3. Moderately effective
- 4. Very effective

	Percent Responding		Percentages				Max ME	Average Effectiveness of Training		
			1	2	3	4				
TOTAL DOD	93	±1	4	10	33	54	±2	3.4	±0.1	
ARNG	92	±2	4	9	33	54	±2	3.4	±0.1	
USAR	92	±2	4	10	33	54	±3	3.4	±0.1	
USNR	97	±2	3	8	30	58	±4	3.4	±0.1	
USMCR	95	±3	4	9	27	60	±6	3.4	±0.1	
ANG	96	±1	3	10	34	53	±3	3.4	±0.1	
USAFR	93	±2	3	12	35	50	±4	3.3	±0.1	
Enlisted	93	±1	4	9	31	56	±2	3.4	±0.1	
E1 – E4	92	±2	3	8	29	59	±3	3.4	±0.1	
E1 – E3	91	±3	2	7	26	65	±4	3.5	±0.1	
E4	92	±2	4	9	31	56	±3	3.4	±0.1	
E5 – E9	95	±1	4	10	33	53	±2	3.4	±0.1	
E5 – E7	94	±1	4	10	33	53	±2	3.3	±0.1	
E8 – E9	96	±2	2	10	34	55	±4	3.4	±0.1	
Officers	93	±2	4	13	41	42	±3	3.2	±0.1	
O1 – O3	92	±2	4	13	42	41	±4	3.2	±0.1	
O4 – O6	94	±2	4	13	41	42	±3	3.2	±0.1	
W1 – W5	90	±4	6	15	32	48	±6	3.2	±0.2	
Reserve Unit	93	±1	4	10	32	54	±2	3.4	±0.1	
AGR/FTS/AR	95	±2	4	11	32	53	±3	3.3	±0.1	
IMA	87	±3	3	13	39	45	±6	3.3	±0.1	
Not Activated Past 12 Months	93	±1	3	10	33	55	±2	3.4	±0.1	
Activated Past 12 Months	94	±2	5	10	32	52	±3	3.3	±0.1	
Not Deployed Past 12 Months	93	±1	3	10	33	54	±2	3.4	±0.1	
Deployed Past 12 Months	94	±2	6	11	32	51	±4	3.3	±0.1	
Non-Hispanic White	94	±1	4	11	35	50	±2	3.3	±0.1	
Total Minority	92	±2	3	8	28	62	±2	3.5	±0.1	
Non-Hispanic Black	92	±2	3	5	25	67	±4	3.6	±0.1	
Hispanic	92	±2	2	8	27	63	±4	3.5	±0.1	
FEMALES	91	±1	4	12	35	49	±2	3.3	±0.1	
Enlisted	91	±1	4	11	34	50	±2	3.3	±0.1	
E1 – E4	89	±2	4	10	33	53	±3	3.3	±0.1	
E5 – E9	93	±2	4	12	36	48	±2	3.3	±0.1	
Officers	92	±2	4	16	40	40	±3	3.2	±0.1	
O1 – O3	92	±3	4	17	40	39	±5	3.2	±0.1	
O4 – O6	92	±2	4	16	39	41	±4	3.2	±0.1	
Reserve Unit	91	±1	4	12	35	49	±2	3.3	±0.1	
AGR/FTS/AR	93	±2	3	12	35	50	±4	3.3	±0.1	
IMA	83	±5	4	15	42	39	±7	3.2	±0.2	
Non-Hispanic White	92	±1	5	14	37	44	±2	3.2	±0.1	
Total Minority	89	±2	3	8	33	55	±3	3.4	±0.1	
ARNG	91	±2	4	13	36	47	±3	3.2	±0.1	
Enlisted	91	±2	4	12	35	48	±3	3.3	±0.1	
Officers	93	±4	3	19	39	39	±7	3.1	±0.2	
USAR	89	±2	5	12	34	49	±3	3.3	±0.1	
Enlisted	89	±2	5	11	33	51	±4	3.3	±0.1	
Officers	91	±3	5	15	39	42	±6	3.2	±0.1	

Note. Percent responding are Reserve members who answered the question and who have had military training during the past 12 months on topics related to sexual harassment (Q105).

2012 Workplace and Gender Relations Survey of Reserve Component Members

107. Continued	Percent Responding		Percentages				Max ME	Average Effectiveness of Training		
			1	2	3	4				
USNR	95	±3	2	8	35	55	±5	3.4	±0.1	
Enlisted	94	±4	2	7	33	58	±6	3.5	±0.1	
Officers	98	±2	4	13	41	42	±6	3.2	±0.1	
USMCR	88	±5	4	8	44	45	±9	3.3	±0.2	
Enlisted	89	±6	4	6	43	48	±10	3.3	±0.2	
Officers	78	±9	4	20	51	24	±12	3.0	±0.2	
ANG	94	±2	4	12	35	48	±4	3.3	±0.1	
Enlisted	94	±2	4	12	35	50	±4	3.3	±0.1	
Officers	93	±3	4	16	39	41	±6	3.2	±0.1	
USAFR	90	±3	4	11	36	50	±4	3.3	±0.1	
Enlisted	90	±3	4	9	35	53	±5	3.4	±0.1	
Officers	87	±4	2	18	41	38	±6	3.1	±0.1	
MALES	94	±1	4	9	32	55	±2	3.4	±0.1	
Enlisted	94	±1	4	9	30	57	±2	3.4	±0.1	
E1 - E4	92	±2	3	8	28	61	±3	3.5	±0.1	
E5 - E9	95	±1	4	10	32	54	±2	3.4	±0.1	
Officers	93	±2	4	12	41	43	±3	3.2	±0.1	
O1 - O3	92	±3	4	12	42	42	±5	3.2	±0.1	
O4 - O6	95	±2	4	12	42	42	±4	3.2	±0.1	
Reserve Unit	94	±1	4	9	32	55	±2	3.4	±0.1	
AGR/FTS/AR	95	±2	4	10	32	54	±4	3.4	±0.1	
IMA	88	±4	3	13	38	46	±7	3.3	±0.1	
Non-Hispanic White	94	±1	4	10	35	51	±2	3.3	±0.1	
Total Minority	93	±2	3	7	26	64	±3	3.5	±0.1	
ARNG	93	±2	4	9	32	55	±3	3.4	±0.1	
Enlisted	93	±2	4	8	30	57	±3	3.4	±0.1	
Officers	92	±3	3	12	43	42	±5	3.2	±0.1	
USAR	92	±2	3	9	32	55	±3	3.4	±0.1	
Enlisted	93	±2	3	9	31	57	±4	3.4	±0.1	
Officers	91	±3	4	12	40	44	±5	3.2	±0.1	
USNR	97	±2	4	9	29	59	±5	3.4	±0.1	
Enlisted	97	±2	3	7	27	63	±6	3.5	±0.1	
Officers	98	±2	5	13	38	44	±6	3.2	±0.2	
USMCR	95	±3	4	9	26	61	±7	3.4	±0.1	
Enlisted	96	±3	3	9	24	64	±7	3.5	±0.2	
Officers	87	±4	7	9	50	34	±12	3.1	±0.2	
ANG	97	±2	3	10	34	54	±4	3.4	±0.1	
Enlisted	96	±2	3	9	33	55	±4	3.4	±0.1	
Officers	98	±2	4	10	41	44	±7	3.3	±0.2	
USAFR	94	±2	3	13	34	50	±5	3.3	±0.1	
Enlisted	94	±3	2	12	34	52	±5	3.4	±0.1	
Officers	95	±3	7	15	36	42	±7	3.1	±0.2	
USCGR	96	±2	2	8	40	50	±4	3.4	±0.1	
Enlisted	96	±2	3	7	39	52	±5	3.4	±0.1	
E1 - E4	97	±2	3	8	37	53	±6	3.4	±0.1	
E5 - E9	95	±3	2	6	41	51	±6	3.4	±0.1	
Officers	95	±2	2	12	41	44	±4	3.3	±0.1	
O1 - O3	96	±2	3	13	43	42	±5	3.2	±0.1	
O4 - O6	94	±3	1	14	42	42	±7	3.3	±0.1	
Females	95	±2	3	12	43	42	±4	3.2	±0.1	
Enlisted	95	±3	3	12	43	43	±5	3.3	±0.1	
Officers	95	±3	2	14	46	39	±6	3.2	±0.1	
Males	96	±2	2	7	39	52	±4	3.4	±0.1	
Enlisted	96	±2	3	6	39	53	±5	3.4	±0.1	
Officers	95	±2	2	12	40	46	±5	3.3	±0.1	

108. Have you had any military training during the past 12 months on topics related to sexual assault?

	Percent Responding		Percentages	Max ME	Percentage Reporting Yes
			Yes		
TOTAL DOD	97	±1	94	±1	
ARNG	97	±1	93	±2	
USAR	97	±1	92	±2	
USNR	98	±2	98	±2	
USMCR	98	±2	96	±3	
ANG	98	±1	97	±2	
USAFR	96	±2	94	±2	
Enlisted	97	±1	94	±1	
E1 – E4	97	±1	93	±2	
E1 – E3	97	±2	93	±3	
E4	97	±1	93	±2	
E5 – E9	98	±1	96	±1	
E5 – E7	97	±1	96	±1	
E8 – E9	99	±1	96	±2	
Officers	98	±1	93	±2	
O1 – O3	97	±2	92	±2	
O4 – O6	99	±1	93	±2	
W1 – W5	96	±3	92	±4	
Reserve Unit	97	±1	94	±1	
AGR/FTS/AR	98	±1	96	±2	
IMA	98	±2	81	±4	
Not Activated Past 12 Months	97	±1	94	±1	
Activated Past 12 Months	97	±1	96	±2	
Not Deployed Past 12 Months	97	±1	94	±1	
Deployed Past 12 Months	98	±1	96	±2	
Non-Hispanic White	98	±1	94	±1	
Total Minority	97	±1	93	±2	
Non-Hispanic Black	96	±2	94	±2	
Hispanic	97	±1	93	±2	
FEMALES	96	±1	93	±1	
Enlisted	95	±1	93	±1	
E1 – E4	94	±2	92	±2	
E5 – E9	96	±1	94	±2	
Officers	97	±1	91	±2	
O1 – O3	97	±2	92	±3	
O4 – O6	99	±1	90	±3	
Reserve Unit	95	±1	93	±1	
AGR/FTS/AR	97	±2	95	±2	
IMA	96	±3	77	±6	
Non-Hispanic White	96	±1	93	±1	
Total Minority	95	±2	92	±2	
ARNG	95	±2	93	±2	
Enlisted	95	±2	93	±2	
Officers	96	±3	93	±4	
USAR	96	±2	89	±2	
Enlisted	95	±2	89	±3	
Officers	97	±2	90	±4	

Note. Percent responding are Reserve members who answered the question.

2012 Workplace and Gender Relations Survey of Reserve Component Members

108. Continued	Percent Responding		Percentages		Max ME	Percentage Reporting Yes
			Yes			
USNR	96	±3	98	±2		
Enlisted	95	±4	98	±3		
Officers	100	±0	97	±3		
USMCR	94	±4	93	±4		
Enlisted	94	±5	95	±5		
Officers	95	±5	80	±10		
ANG	98	±2	96	±2		
Enlisted	98	±2	96	±2		
Officers	98	±2	96	±3		
USAFR	95	±2	93	±2		
Enlisted	94	±3	94	±3		
Officers	98	±2	87	±4		
MALES	98	±1	94	±1		
Enlisted	98	±1	95	±1		
E1 - E4	98	±1	93	±2		
E5 - E9	98	±1	96	±1		
Officers	98	±1	93	±2		
O1 - O3	97	±2	93	±3		
O4 - O6	99	±1	94	±2		
Reserve Unit	98	±1	94	±1		
AGR/FTS/AR	98	±1	96	±2		
IMA	98	±2	83	±5		
Non-Hispanic White	98	±1	95	±1		
Total Minority	97	±1	94	±2		
ARNG	98	±1	93	±2		
Enlisted	98	±1	93	±2		
Officers	97	±2	93	±3		
USAR	97	±1	93	±2		
Enlisted	97	±2	94	±2		
Officers	98	±2	90	±4		
USNR	98	±2	98	±2		
Enlisted	98	±2	98	±3		
Officers	98	±2	99	±2		
USMCR	99	±2	96	±3		
Enlisted	99	±2	97	±4		
Officers	96	±3	86	±5		
ANG	99	±1	97	±2		
Enlisted	98	±1	97	±2		
Officers	99	±1	98	±4		
USAFR	97	±2	94	±3		
Enlisted	97	±2	94	±3		
Officers	98	±2	95	±4		
USCGR	98	±2	97	±2		
Enlisted	98	±2	97	±2		
E1 - E4	98	±2	97	±3		
E5 - E9	97	±2	97	±3		
Officers	99	±1	96	±2		
O1 - O3	100	±1	96	±3		
O4 - O6	99	±2	96	±3		
Females	98	±2	94	±2		
Enlisted	98	±2	95	±3		
Officers	99	±2	93	±4		
Males	98	±2	98	±2		
Enlisted	98	±2	98	±2		
Officers	99	±1	97	±2		

109. My National Guard/Reserve component's sexual assault training...

a. Provides a good understanding of what actions are considered sexual assault.

1. Strongly disagree
4. Agree

2. Disagree
5. Strongly agree

3. Neither agree nor disagree

	Percent Responding		Percentages					Max ME	Average Agreement		
			1	2	3	4	5				
TOTAL DOD	90	±1	0	0	6	29	65	±2	4.6	±0.1	
ARNG	89	±2	0	1	5	29	65	±2	4.6	±0.1	
USAR	88	±2	0	0	6	31	62	±3	4.5	±0.1	
USNR	93	±2	0	0	5	24	70	±4	4.6	±0.1	
USMCR	93	±3	0	0	9	24	66	±6	4.6	±0.1	
ANG	93	±2	0	0	5	29	65	±3	4.6	±0.1	
USAFR	89	±2	0	0	6	30	64	±4	4.6	±0.1	
Enlisted	90	±1	0	0	6	28	65	±2	4.6	±0.1	
E1 – E4	89	±2	0	0	6	24	69	±3	4.6	±0.1	
E1 – E3	88	±3	0	0	6	21	72	±4	4.6	±0.1	
E4	89	±2	0	0	6	27	67	±3	4.6	±0.1	
E5 – E9	91	±1	0	0	6	31	62	±2	4.6	±0.1	
E5 – E7	91	±1	0	0	6	31	62	±2	4.5	±0.1	
E8 – E9	93	±2	0	0	4	30	66	±4	4.6	±0.1	
Officers	90	±2	0	0	4	33	62	±3	4.6	±0.1	
O1 – O3	89	±3	0	1	5	33	62	±4	4.6	±0.1	
O4 – O6	91	±2	0	0	4	33	63	±3	4.6	±0.1	
W1 – W5	87	±4	0	1	4	35	60	±6	4.5	±0.1	
Reserve Unit	90	±1	0	0	6	29	65	±2	4.6	±0.1	
AGR/FTS/AR	92	±2	0	0	6	31	63	±3	4.6	±0.1	
IMA	78	±4	0	1	5	32	63	±6	4.6	±0.1	
Not Activated Past 12 Months	89	±1	0	0	5	29	65	±2	4.6	±0.1	
Activated Past 12 Months	92	±2	0	1	7	29	63	±3	4.5	±0.1	
Not Deployed Past 12 Months	90	±1	0	0	6	29	65	±2	4.6	±0.1	
Deployed Past 12 Months	93	±2	0	1	7	31	62	±4	4.5	±0.1	
Non-Hispanic White	91	±1	0	0	6	29	65	±2	4.6	±0.1	
Total Minority	88	±2	0	1	6	29	64	±2	4.6	±0.1	
Non-Hispanic Black	89	±2	0	0	4	30	65	±4	4.6	±0.1	
Hispanic	88	±2	0	1	6	28	64	±4	4.6	±0.1	
FEMALES	87	±1	0	0	6	32	61	±2	4.5	±0.1	
Enlisted	87	±2	0	0	7	32	61	±2	4.5	±0.1	
E1 – E4	85	±2	0	0	7	28	64	±3	4.6	±0.1	
E5 – E9	89	±2	0	0	6	35	59	±3	4.5	±0.1	
Officers	88	±2	0	1	4	35	60	±3	4.5	±0.1	
O1 – O3	88	±3	0	1	5	36	59	±5	4.5	±0.1	
O4 – O6	87	±3	0	1	4	33	62	±4	4.6	±0.1	
Reserve Unit	87	±2	0	0	6	32	61	±2	4.5	±0.1	
AGR/FTS/AR	89	±3	0	0	4	32	63	±4	4.6	±0.1	
IMA	74	±6	1	1	8	35	55	±7	4.4	±0.1	
Non-Hispanic White	88	±2	0	0	6	31	63	±2	4.6	±0.1	
Total Minority	86	±2	0	0	6	33	59	±3	4.5	±0.1	
ARNG	87	±2	0	0	6	32	62	±3	4.5	±0.1	
Enlisted	87	±2	0	0	7	31	62	±3	4.5	±0.1	
Officers	87	±5	0	2	4	36	58	±7	4.5	±0.1	
USAR	84	±2	0	0	7	33	59	±3	4.5	±0.1	
Enlisted	84	±3	1	0	7	32	59	±4	4.5	±0.1	
Officers	86	±4	0	0	6	36	58	±6	4.5	±0.1	

Note. Percent responding are Reserve members who answered the question and who have had military training during the past 12 months on topics related to sexual assault (Q108).

2012 Workplace and Gender Relations Survey of Reserve Component Members

109a. Continued	Percent Responding		Percentages					Max ME	Average Agreement		
			1	2	3	4	5				
USNR	92	±4	0	0	5	29	66	±5	4.6	±0.1	
Enlisted	90	±4	0	0	6	28	65	±6	4.6	±0.1	
Officers	97	±2	0	1	3	29	67	±6	4.6	±0.1	
USMCR	87	±5	0	0	6	28	65	±9	4.6	±0.2	
Enlisted	89	±6	0	0	7	28	66	±10	4.6	±0.2	
Officers	76	±9	2	2	4	32	59	±13	4.4	±0.3	
ANG	92	±2	0	0	4	33	63	±4	4.6	±0.1	
Enlisted	92	±2	0	0	4	33	62	±4	4.6	±0.1	
Officers	92	±3	0	1	0	32	67	±6	4.7	±0.1	
USAFR	86	±3	0	0	7	33	60	±4	4.5	±0.1	
Enlisted	87	±3	0	0	7	32	60	±5	4.5	±0.1	
Officers	85	±4	1	1	4	35	59	±6	4.5	±0.1	
MALES	91	±1	0	0	6	28	66	±2	4.6	±0.1	
Enlisted	91	±1	0	0	6	27	66	±2	4.6	±0.1	
E1 - E4	89	±2	0	0	6	23	70	±3	4.6	±0.1	
E5 - E9	92	±1	0	0	6	31	63	±2	4.6	±0.1	
Officers	90	±2	0	0	4	33	62	±3	4.6	±0.1	
O1 - O3	89	±3	0	1	5	32	63	±5	4.6	±0.1	
O4 - O6	92	±2	0	0	4	33	63	±4	4.6	±0.1	
Reserve Unit	91	±1	0	0	6	28	66	±2	4.6	±0.1	
AGR/FTS/AR	92	±2	0	0	7	30	63	±4	4.6	±0.1	
IMA	79	±5	0	1	4	31	65	±7	4.6	±0.1	
Non-Hispanic White	91	±1	0	0	6	28	65	±2	4.6	±0.1	
Total Minority	89	±2	0	1	5	28	66	±3	4.6	±0.1	
ARNG	90	±2	0	1	5	28	66	±3	4.6	±0.1	
Enlisted	90	±2	0	1	5	27	67	±3	4.6	±0.1	
Officers	89	±3	0	0	4	35	60	±5	4.5	±0.1	
USAR	89	±2	0	0	6	30	63	±3	4.5	±0.1	
Enlisted	90	±2	0	1	7	29	63	±4	4.5	±0.1	
Officers	86	±4	0	0	4	34	62	±6	4.6	±0.1	
USNR	93	±3	0	0	5	23	71	±5	4.7	±0.1	
Enlisted	93	±3	0	0	6	21	73	±6	4.7	±0.1	
Officers	96	±3	0	1	3	28	67	±6	4.6	±0.1	
USMCR	93	±3	0	0	9	24	66	±7	4.6	±0.1	
Enlisted	95	±3	0	0	10	23	66	±7	4.6	±0.1	
Officers	80	±5	0	1	2	33	63	±9	4.6	±0.1	
ANG	94	±2	0	0	5	29	66	±3	4.6	±0.1	
Enlisted	93	±2	0	0	5	28	66	±4	4.6	±0.1	
Officers	96	±3	0	0	6	29	64	±7	4.6	±0.1	
USAFR	90	±3	0	0	6	29	65	±5	4.6	±0.1	
Enlisted	89	±3	0	0	7	28	65	±5	4.6	±0.1	
Officers	92	±4	0	1	3	32	65	±7	4.6	±0.1	
USCGR	93	±2	0	0	5	34	61	±4	4.6	±0.1	
Enlisted	93	±2	0	0	6	33	61	±5	4.5	±0.1	
E1 - E4	94	±3	0	0	8	32	59	±6	4.5	±0.1	
E5 - E9	93	±3	0	0	4	34	62	±6	4.6	±0.1	
Officers	94	±2	0	0	2	35	62	±4	4.6	±0.1	
O1 - O3	95	±2	0	0	3	38	59	±5	4.6	±0.1	
O4 - O6	94	±3	0	0	2	36	63	±7	4.6	±0.1	
Females	90	±3	0	0	4	36	60	±4	4.6	±0.1	
Enlisted	90	±3	0	0	3	34	62	±5	4.6	±0.1	
Officers	92	±4	0	1	5	43	52	±7	4.5	±0.1	
Males	94	±2	0	0	5	33	61	±4	4.6	±0.1	
Enlisted	94	±3	0	0	6	33	61	±5	4.5	±0.1	
Officers	95	±2	0	0	2	33	65	±5	4.6	±0.1	

109. My National Guard/Reserve component's sexual assault training...

b. Teaches that the consumption of alcohol may increase the likelihood of sexual assault.

1. Strongly disagree
4. Agree

2. Disagree
5. Strongly agree

3. Neither agree nor disagree

	Percent Responding		Percentages					Max ME	Average Agreement		
			1	2	3	4	5				
TOTAL DOD	90	±1	0	0	6	29	65	±2	4.6	±0.1	
ARNG	90	±2	0	1	5	28	65	±2	4.6	±0.1	
USAR	89	±2	0	0	7	31	61	±3	4.5	±0.1	
USNR	94	±2	0	0	5	24	71	±4	4.6	±0.1	
USMCR	93	±3	0	0	9	23	67	±6	4.6	±0.1	
ANG	94	±2	0	0	5	30	65	±3	4.6	±0.1	
USAFR	89	±2	0	0	7	30	63	±4	4.6	±0.1	
Enlisted	90	±1	0	0	6	28	65	±2	4.6	±0.1	
E1 – E4	89	±2	0	0	7	25	68	±3	4.6	±0.1	
E1 – E3	89	±3	0	0	7	21	72	±4	4.6	±0.1	
E4	89	±2	0	0	6	27	66	±3	4.6	±0.1	
E5 – E9	92	±1	0	0	6	31	62	±2	4.5	±0.1	
E5 – E7	92	±1	0	0	6	31	61	±2	4.5	±0.1	
E8 – E9	93	±2	0	0	4	29	66	±4	4.6	±0.1	
Officers	90	±2	0	0	4	32	63	±3	4.6	±0.1	
O1 – O3	89	±3	0	0	4	31	64	±4	4.6	±0.1	
O4 – O6	91	±2	0	0	4	32	64	±3	4.6	±0.1	
W1 – W5	87	±4	0	1	3	36	60	±6	4.6	±0.1	
Reserve Unit	90	±1	0	0	6	29	65	±2	4.6	±0.1	
AGR/FTS/AR	93	±2	0	0	6	30	63	±3	4.6	±0.1	
IMA	78	±4	1	1	5	30	64	±6	4.6	±0.1	
Not Activated Past 12 Months	90	±1	0	0	6	29	65	±2	4.6	±0.1	
Activated Past 12 Months	92	±2	0	1	7	28	64	±3	4.5	±0.1	
Not Deployed Past 12 Months	90	±1	0	0	6	29	65	±2	4.6	±0.1	
Deployed Past 12 Months	93	±2	0	1	7	29	63	±4	4.5	±0.1	
Non-Hispanic White	91	±1	0	0	6	29	65	±2	4.6	±0.1	
Total Minority	89	±2	0	1	6	29	64	±2	4.6	±0.1	
Non-Hispanic Black	90	±2	0	0	5	29	66	±4	4.6	±0.1	
Hispanic	89	±2	0	1	7	29	63	±4	4.5	±0.1	
FEMALES	87	±1	0	0	6	32	61	±2	4.5	±0.1	
Enlisted	87	±2	0	0	7	32	61	±2	4.5	±0.1	
E1 – E4	86	±2	0	0	7	29	64	±3	4.6	±0.1	
E5 – E9	89	±2	0	0	6	35	59	±3	4.5	±0.1	
Officers	88	±2	0	1	4	33	62	±3	4.6	±0.1	
O1 – O3	88	±3	0	1	5	34	60	±5	4.5	±0.1	
O4 – O6	88	±3	1	0	3	32	64	±4	4.6	±0.1	
Reserve Unit	87	±2	0	0	6	32	61	±2	4.5	±0.1	
AGR/FTS/AR	90	±3	0	0	5	32	63	±4	4.6	±0.1	
IMA	73	±6	1	1	7	34	57	±7	4.5	±0.1	
Non-Hispanic White	89	±2	0	0	6	31	63	±2	4.6	±0.1	
Total Minority	86	±2	0	0	7	34	59	±3	4.5	±0.1	
ARNG	88	±2	0	0	6	31	62	±3	4.5	±0.1	
Enlisted	88	±2	0	0	7	31	62	±3	4.5	±0.1	
Officers	88	±4	0	1	5	33	61	±7	4.5	±0.1	
USAR	84	±2	0	0	7	34	58	±3	4.5	±0.1	
Enlisted	84	±3	0	0	8	33	59	±4	4.5	±0.1	
Officers	86	±4	0	0	6	36	58	±6	4.5	±0.1	

Note. Percent responding are Reserve members who answered the question and who have had military training during the past 12 months on topics related to sexual assault (Q108).

2012 Workplace and Gender Relations Survey of Reserve Component Members

109b. Continued	Percent Responding		Percentages					Max ME	Average Agreement		
			1	2	3	4	5				
USNR	92	±4	0	0	4	29	67	±5	4.6	±0.1	
Enlisted	90	±4	0	0	5	29	66	±6	4.6	±0.1	
Officers	97	±2	0	1	2	29	68	±6	4.6	±0.1	
USMCR	87	±5	1	0	6	28	65	±9	4.6	±0.2	
Enlisted	89	±6	0	0	7	28	66	±10	4.6	±0.2	
Officers	76	±9	4	NR	2	33	61	±13	4.5	±0.3	
ANG	93	±2	0	0	5	31	63	±4	4.6	±0.1	
Enlisted	93	±2	0	0	5	32	62	±4	4.6	±0.1	
Officers	92	±3	0	0	1	29	71	±6	4.7	±0.1	
USAFR	87	±3	0	0	7	32	60	±4	4.5	±0.1	
Enlisted	88	±3	0	0	8	32	60	±5	4.5	±0.1	
Officers	85	±4	1	0	5	34	61	±6	4.5	±0.1	
MALES	91	±1	0	0	6	28	65	±2	4.6	±0.1	
Enlisted	91	±1	0	0	6	27	66	±2	4.6	±0.1	
E1 - E4	90	±2	0	0	6	24	69	±3	4.6	±0.1	
E5 - E9	93	±1	0	0	6	31	63	±2	4.5	±0.1	
Officers	90	±2	0	0	4	32	64	±3	4.6	±0.1	
O1 - O3	89	±3	0	0	4	31	65	±5	4.6	±0.1	
O4 - O6	92	±2	0	0	4	32	63	±4	4.6	±0.1	
Reserve Unit	91	±1	0	0	6	28	66	±2	4.6	±0.1	
AGR/FTS/AR	93	±2	0	0	7	30	63	±4	4.6	±0.1	
IMA	79	±5	0	1	5	28	66	±7	4.6	±0.1	
Non-Hispanic White	91	±1	0	0	6	28	65	±2	4.6	±0.1	
Total Minority	90	±2	0	1	6	28	65	±3	4.6	±0.1	
ARNG	90	±2	0	1	5	28	66	±3	4.6	±0.1	
Enlisted	90	±2	0	1	5	27	67	±3	4.6	±0.1	
Officers	90	±3	0	0	4	34	62	±5	4.6	±0.1	
USAR	90	±2	0	1	6	31	62	±3	4.5	±0.1	
Enlisted	91	±2	0	1	7	30	62	±4	4.5	±0.1	
Officers	86	±4	0	0	4	34	62	±6	4.6	±0.1	
USNR	94	±3	0	0	5	23	72	±5	4.7	±0.1	
Enlisted	94	±3	0	0	6	22	72	±6	4.7	±0.1	
Officers	95	±3	0	0	3	26	71	±6	4.7	±0.1	
USMCR	94	±3	0	0	9	23	67	±7	4.6	±0.1	
Enlisted	95	±3	0	0	10	22	67	±7	4.6	±0.1	
Officers	81	±5	0	0	3	32	64	±9	4.6	±0.1	
ANG	94	±2	0	0	5	29	65	±3	4.6	±0.1	
Enlisted	94	±2	0	0	5	29	65	±4	4.6	±0.1	
Officers	96	±3	0	0	5	29	66	±7	4.6	±0.1	
USAFR	90	±3	0	0	7	29	64	±5	4.6	±0.1	
Enlisted	89	±3	0	0	8	28	64	±5	4.6	±0.1	
Officers	92	±4	0	1	2	32	64	±7	4.6	±0.1	
USCGR	94	±2	0	0	5	33	62	±4	4.6	±0.1	
Enlisted	93	±2	0	0	6	33	61	±5	4.6	±0.1	
E1 - E4	94	±3	0	0	8	33	58	±6	4.5	±0.1	
E5 - E9	93	±3	0	0	4	32	63	±6	4.6	±0.1	
Officers	95	±2	0	0	3	34	62	±4	4.6	±0.1	
O1 - O3	96	±2	0	0	3	37	59	±5	4.6	±0.1	
O4 - O6	94	±3	0	0	2	35	63	±7	4.6	±0.1	
Females	92	±3	0	0	4	35	61	±4	4.6	±0.1	
Enlisted	91	±3	0	0	3	34	62	±5	4.6	±0.1	
Officers	92	±4	0	0	5	39	56	±7	4.5	±0.1	
Males	94	±2	0	0	6	32	62	±4	4.6	±0.1	
Enlisted	94	±3	0	0	6	32	61	±5	4.5	±0.1	
Officers	96	±2	0	0	2	33	64	±5	4.6	±0.1	

NR: Not reportable

109. My National Guard/Reserve component's sexual assault training...

c. Teaches how to avoid situations that might increase the risk of sexual assault.

1. Strongly disagree
4. Agree

2. Disagree
5. Strongly agree

3. Neither agree nor disagree

	Percent Responding		Percentages					Max ME	Average Agreement		
			1	2	3	4	5				
TOTAL DOD	90	±1	0	1	6	30	63	±2	4.6	±0.1	
ARNG	89	±2	0	1	6	30	64	±2	4.6	±0.1	
USAR	88	±2	0	1	7	32	60	±3	4.5	±0.1	
USNR	93	±2	0	0	5	24	70	±4	4.6	±0.1	
USMCR	94	±3	0	1	9	23	66	±6	4.5	±0.1	
ANG	93	±2	0	0	5	31	63	±3	4.6	±0.1	
USAFR	89	±2	0	0	6	31	63	±4	4.6	±0.1	
Enlisted	90	±1	0	0	6	29	64	±2	4.6	±0.1	
E1 – E4	88	±2	0	1	7	25	67	±3	4.6	±0.1	
E1 – E3	88	±3	0	1	7	22	70	±4	4.6	±0.1	
E4	88	±2	0	1	7	27	65	±3	4.6	±0.1	
E5 – E9	91	±1	0	0	6	32	61	±2	4.5	±0.1	
E5 – E7	91	±1	0	0	6	32	61	±2	4.5	±0.1	
E8 – E9	92	±2	0	0	4	30	65	±4	4.6	±0.1	
Officers	90	±2	0	1	5	33	61	±3	4.5	±0.1	
O1 – O3	89	±3	0	1	5	33	61	±4	4.5	±0.1	
O4 – O6	91	±2	0	1	4	34	61	±3	4.6	±0.1	
W1 – W5	87	±4	0	1	4	35	59	±6	4.5	±0.1	
Reserve Unit	90	±1	0	1	6	30	64	±2	4.6	±0.1	
AGR/FTS/AR	92	±2	0	0	7	31	62	±3	4.5	±0.1	
IMA	78	±4	0	1	5	32	62	±6	4.5	±0.1	
Not Activated Past 12 Months	89	±1	0	0	6	30	64	±2	4.6	±0.1	
Activated Past 12 Months	92	±2	0	1	8	29	62	±3	4.5	±0.1	
Not Deployed Past 12 Months	89	±1	0	0	6	30	64	±2	4.6	±0.1	
Deployed Past 12 Months	93	±2	0	1	8	30	61	±4	4.5	±0.1	
Non-Hispanic White	91	±1	0	0	6	29	64	±2	4.6	±0.1	
Total Minority	88	±2	0	1	6	31	62	±2	4.5	±0.1	
Non-Hispanic Black	89	±2	0	0	5	31	64	±4	4.6	±0.1	
Hispanic	87	±3	0	1	7	30	62	±4	4.5	±0.1	
FEMALES	87	±1	0	1	7	33	60	±2	4.5	±0.1	
Enlisted	87	±2	0	0	7	32	60	±2	4.5	±0.1	
E1 – E4	85	±2	0	0	8	29	62	±3	4.5	±0.1	
E5 – E9	88	±2	0	0	6	35	58	±3	4.5	±0.1	
Officers	88	±2	0	1	5	34	59	±3	4.5	±0.1	
O1 – O3	88	±3	0	1	7	34	58	±5	4.5	±0.1	
O4 – O6	88	±3	1	1	3	34	61	±4	4.5	±0.1	
Reserve Unit	87	±2	0	1	7	32	60	±2	4.5	±0.1	
AGR/FTS/AR	89	±3	1	0	5	32	62	±4	4.5	±0.1	
IMA	73	±6	1	1	7	36	55	±7	4.4	±0.1	
Non-Hispanic White	88	±2	0	0	6	32	61	±2	4.5	±0.1	
Total Minority	85	±2	0	1	7	34	58	±3	4.5	±0.1	
ARNG	87	±2	0	0	7	32	60	±3	4.5	±0.1	
Enlisted	87	±2	0	0	7	33	60	±3	4.5	±0.1	
Officers	87	±5	1	1	8	31	60	±7	4.5	±0.1	
USAR	84	±2	0	1	8	34	57	±3	4.5	±0.1	
Enlisted	83	±3	1	0	8	33	58	±4	4.5	±0.1	
Officers	86	±4	0	1	7	37	56	±6	4.5	±0.1	

Note. Percent responding are Reserve members who answered the question and who have had military training during the past 12 months on topics related to sexual assault (Q108).

2012 Workplace and Gender Relations Survey of Reserve Component Members

109c. Continued	Percent Responding		Percentages					Max ME	Average Agreement		
			1	2	3	4	5				
USNR	92	±4	0	0	5	29	66	±5	4.6	±0.1	
Enlisted	91	±4	0	0	5	29	66	±6	4.6	±0.1	
Officers	96	±3	0	1	3	29	66	±6	4.6	±0.1	
USMCR	87	±5	1	0	8	28	63	±9	4.5	±0.2	
Enlisted	89	±6	0	0	8	28	65	±10	4.6	±0.2	
Officers	76	±9	4	NR	7	34	55	±13	4.4	±0.3	
ANG	91	±2	0	1	4	33	62	±4	4.6	±0.1	
Enlisted	91	±2	0	1	5	32	62	±4	4.5	±0.1	
Officers	91	±3	0	1	1	33	66	±6	4.6	±0.1	
USAFR	86	±3	0	1	6	34	60	±4	4.5	±0.1	
Enlisted	86	±3	0	0	7	33	60	±5	4.5	±0.1	
Officers	85	±4	1	1	5	36	57	±6	4.5	±0.1	
MALES	91	±1	0	1	6	29	64	±2	4.6	±0.1	
Enlisted	91	±1	0	0	6	28	65	±2	4.6	±0.1	
E1 - E4	89	±2	0	1	7	24	68	±3	4.6	±0.1	
E5 - E9	92	±1	0	0	6	32	62	±2	4.5	±0.1	
Officers	90	±2	0	1	4	33	61	±3	4.6	±0.1	
O1 - O3	89	±3	0	1	5	33	62	±5	4.6	±0.1	
O4 - O6	92	±2	0	1	4	34	61	±4	4.6	±0.1	
Reserve Unit	90	±1	0	1	6	29	64	±2	4.6	±0.1	
AGR/FTS/AR	93	±2	0	0	7	31	62	±4	4.5	±0.1	
IMA	80	±5	0	1	5	30	64	±7	4.6	±0.1	
Non-Hispanic White	91	±1	0	0	6	29	64	±2	4.6	±0.1	
Total Minority	89	±2	0	1	6	30	63	±3	4.5	±0.1	
ARNG	89	±2	0	1	5	29	65	±3	4.6	±0.1	
Enlisted	89	±2	0	1	6	28	65	±3	4.6	±0.1	
Officers	89	±3	0	1	5	34	60	±5	4.5	±0.1	
USAR	90	±2	0	1	7	32	61	±3	4.5	±0.1	
Enlisted	90	±2	0	1	7	31	61	±4	4.5	±0.1	
Officers	87	±4	0	0	5	35	60	±6	4.5	±0.1	
USNR	94	±3	0	0	5	23	72	±5	4.6	±0.1	
Enlisted	93	±3	0	0	6	21	73	±6	4.7	±0.1	
Officers	96	±3	0	0	3	28	69	±6	4.6	±0.1	
USMCR	94	±3	0	1	9	23	67	±7	4.5	±0.1	
Enlisted	95	±3	0	1	10	22	67	±7	4.5	±0.2	
Officers	82	±5	0	1	3	34	62	±9	4.6	±0.1	
ANG	94	±2	0	0	6	30	64	±3	4.6	±0.1	
Enlisted	94	±2	0	0	6	30	64	±4	4.6	±0.1	
Officers	96	±3	0	0	6	33	61	±7	4.5	±0.1	
USAFR	90	±3	0	0	7	30	64	±5	4.6	±0.1	
Enlisted	89	±4	0	0	7	29	64	±5	4.6	±0.1	
Officers	92	±4	0	1	3	32	63	±7	4.6	±0.1	
USCGR	94	±2	0	0	5	34	60	±4	4.5	±0.1	
Enlisted	93	±2	0	0	6	34	60	±5	4.5	±0.1	
E1 - E4	93	±3	0	0	8	32	59	±6	4.5	±0.1	
E5 - E9	93	±3	0	0	4	35	61	±6	4.6	±0.1	
Officers	95	±2	0	0	3	35	62	±4	4.6	±0.1	
O1 - O3	96	±2	0	0	3	39	58	±5	4.6	±0.1	
O4 - O6	94	±3	0	0	3	34	63	±7	4.6	±0.1	
Females	91	±3	0	0	4	37	59	±4	4.5	±0.1	
Enlisted	91	±3	0	0	4	36	60	±5	4.6	±0.1	
Officers	91	±4	0	0	5	42	53	±7	4.5	±0.1	
Males	94	±2	0	0	6	33	61	±4	4.5	±0.1	
Enlisted	94	±3	0	0	6	33	60	±5	4.5	±0.1	
Officers	96	±2	0	0	2	34	64	±5	4.6	±0.1	

NR: Not reportable

109. My National Guard/Reserve component's sexual assault training...

d. Teaches how to obtain medical care following a sexual assault.

1. Strongly disagree
4. Agree

2. Disagree
5. Strongly agree

3. Neither agree nor disagree

	Percent Responding		Percentages					Max ME	Average Agreement		
			1	2	3	4	5				
TOTAL DOD	89	±1	0	1	8	29	61	±2	4.5	±0.1	
ARNG	89	±2	0	2	8	29	61	±2	4.5	±0.1	
USAR	88	±2	0	1	10	31	58	±3	4.4	±0.1	
USNR	93	±2	0	0	6	26	67	±4	4.6	±0.1	
USMCR	93	±3	1	1	11	24	64	±7	4.5	±0.1	
ANG	93	±2	0	1	8	30	61	±3	4.5	±0.1	
USAFR	89	±2	0	0	9	31	60	±4	4.5	±0.1	
Enlisted	90	±1	0	1	9	28	61	±2	4.5	±0.1	
E1 – E4	88	±2	0	1	9	25	65	±3	4.5	±0.1	
E1 – E3	88	±3	0	1	9	22	68	±4	4.6	±0.1	
E4	88	±2	0	1	9	27	63	±3	4.5	±0.1	
E5 – E9	91	±1	0	1	9	32	58	±2	4.5	±0.1	
E5 – E7	91	±1	0	1	9	32	58	±2	4.5	±0.1	
E8 – E9	93	±2	0	1	6	30	63	±4	4.5	±0.1	
Officers	89	±2	0	2	7	34	57	±3	4.5	±0.1	
O1 – O3	88	±3	0	2	8	32	58	±4	4.5	±0.1	
O4 – O6	90	±2	0	1	7	36	55	±3	4.5	±0.1	
W1 – W5	87	±4	0	2	6	37	56	±6	4.5	±0.1	
Reserve Unit	89	±1	0	1	8	29	61	±2	4.5	±0.1	
AGR/FTS/AR	92	±2	0	1	9	31	60	±3	4.5	±0.1	
IMA	78	±4	0	2	7	33	58	±6	4.5	±0.1	
Not Activated Past 12 Months	89	±1	0	1	8	29	61	±2	4.5	±0.1	
Activated Past 12 Months	91	±2	0	1	10	29	60	±3	4.5	±0.1	
Not Deployed Past 12 Months	89	±1	0	1	8	29	61	±2	4.5	±0.1	
Deployed Past 12 Months	92	±2	0	1	9	31	59	±4	4.5	±0.1	
Non-Hispanic White	90	±1	0	1	9	29	61	±2	4.5	±0.1	
Total Minority	88	±2	0	2	8	29	60	±2	4.5	±0.1	
Non-Hispanic Black	88	±3	0	2	7	29	62	±4	4.5	±0.1	
Hispanic	88	±2	0	2	10	28	60	±4	4.5	±0.1	
FEMALES	86	±1	0	2	9	32	57	±2	4.4	±0.1	
Enlisted	86	±2	0	1	10	32	57	±2	4.4	±0.1	
E1 – E4	84	±2	1	1	10	29	59	±3	4.5	±0.1	
E5 – E9	88	±2	0	2	9	34	55	±3	4.4	±0.1	
Officers	87	±2	0	3	8	35	54	±3	4.4	±0.1	
O1 – O3	87	±3	0	3	9	35	53	±5	4.4	±0.1	
O4 – O6	87	±3	0	3	7	35	55	±4	4.4	±0.1	
Reserve Unit	86	±2	0	2	10	32	56	±2	4.4	±0.1	
AGR/FTS/AR	88	±3	0	1	7	32	59	±4	4.5	±0.1	
IMA	73	±6	1	4	8	34	53	±7	4.3	±0.2	
Non-Hispanic White	88	±2	0	1	9	31	58	±2	4.5	±0.1	
Total Minority	85	±2	1	2	9	33	55	±3	4.4	±0.1	
ARNG	86	±2	0	2	9	32	57	±3	4.4	±0.1	
Enlisted	86	±2	0	2	9	32	57	±3	4.4	±0.1	
Officers	88	±4	0	4	8	35	53	±7	4.4	±0.2	
USAR	83	±2	1	2	11	32	54	±3	4.4	±0.1	
Enlisted	83	±3	1	1	11	32	55	±4	4.4	±0.1	
Officers	85	±4	0	2	11	36	51	±6	4.4	±0.1	

Note. Percent responding are Reserve members who answered the question and who have had military training during the past 12 months on topics related to sexual assault (Q108).

2012 Workplace and Gender Relations Survey of Reserve Component Members

109d. Continued	Percent Responding		Percentages					Max ME	Average Agreement		
			1	2	3	4	5				
USNR	91	±4	0	1	7	30	62	±5	4.5	±0.1	
Enlisted	89	±5	0	1	8	30	62	±6	4.5	±0.1	
Officers	96	±3	0	3	5	31	60	±6	4.5	±0.1	
USMCR	87	±5	0	0	8	29	63	±9	4.5	±0.2	
Enlisted	89	±6	0	0	7	28	65	±10	4.6	±0.2	
Officers	73	±10	3	4	13	32	49	±13	4.2	±0.3	
ANG	92	±2	0	1	8	32	59	±4	4.5	±0.1	
Enlisted	92	±2	0	1	8	32	59	±4	4.5	±0.1	
Officers	91	±3	0	2	5	32	60	±6	4.5	±0.1	
USAFR	87	±3	0	1	10	34	56	±4	4.4	±0.1	
Enlisted	87	±3	0	1	10	33	56	±5	4.5	±0.1	
Officers	85	±4	1	1	8	37	53	±6	4.4	±0.1	
MALES	90	±1	0	1	8	29	62	±2	4.5	±0.1	
Enlisted	90	±1	0	1	9	28	62	±2	4.5	±0.1	
E1 - E4	89	±2	0	1	8	24	66	±3	4.5	±0.1	
E5 - E9	92	±1	0	1	9	31	59	±2	4.5	±0.1	
Officers	89	±2	0	2	7	34	57	±3	4.5	±0.1	
O1 - O3	88	±3	0	2	8	31	60	±5	4.5	±0.1	
O4 - O6	91	±2	0	1	7	36	55	±4	4.5	±0.1	
Reserve Unit	90	±1	0	1	8	29	62	±2	4.5	±0.1	
AGR/FTS/AR	93	±2	0	0	9	31	60	±4	4.5	±0.1	
IMA	79	±5	0	1	7	32	60	±7	4.5	±0.1	
Non-Hispanic White	91	±1	0	1	9	29	61	±2	4.5	±0.1	
Total Minority	89	±2	0	2	8	28	62	±3	4.5	±0.1	
ARNG	89	±2	0	2	8	28	62	±3	4.5	±0.1	
Enlisted	89	±2	0	1	8	28	63	±3	4.5	±0.1	
Officers	89	±3	0	3	8	33	56	±5	4.4	±0.1	
USAR	89	±2	0	1	9	31	58	±3	4.5	±0.1	
Enlisted	90	±2	0	1	10	30	59	±4	4.5	±0.1	
Officers	86	±4	0	1	8	36	55	±6	4.5	±0.1	
USNR	94	±3	0	0	6	25	68	±5	4.6	±0.1	
Enlisted	93	±3	0	0	7	23	70	±6	4.6	±0.1	
Officers	95	±3	0	0	5	31	62	±6	4.6	±0.1	
USMCR	93	±3	1	1	11	24	64	±7	4.5	±0.1	
Enlisted	94	±3	1	1	12	23	64	±7	4.5	±0.2	
Officers	81	±5	0	2	6	33	58	±9	4.5	±0.2	
ANG	93	±2	0	1	9	29	61	±4	4.5	±0.1	
Enlisted	93	±2	0	0	9	29	61	±4	4.5	±0.1	
Officers	94	±4	0	1	8	31	60	±7	4.5	±0.1	
USAFR	90	±3	0	0	8	30	61	±5	4.5	±0.1	
Enlisted	89	±3	0	0	10	28	62	±6	4.5	±0.1	
Officers	92	±4	0	1	4	38	58	±7	4.5	±0.1	
USCGR	93	±2	0	0	9	35	56	±4	4.5	±0.1	
Enlisted	93	±3	0	0	9	35	56	±5	4.5	±0.1	
E1 - E4	94	±3	0	0	10	34	55	±6	4.4	±0.1	
E5 - E9	92	±4	0	0	8	36	56	±6	4.5	±0.1	
Officers	95	±2	0	1	7	36	56	±4	4.5	±0.1	
O1 - O3	95	±2	0	1	8	38	53	±5	4.4	±0.1	
O4 - O6	94	±3	0	0	8	37	55	±7	4.5	±0.1	
Females	91	±3	0	2	7	38	52	±4	4.4	±0.1	
Enlisted	91	±3	0	2	7	36	55	±5	4.4	±0.1	
Officers	92	±4	0	2	10	47	42	±7	4.3	±0.1	
Males	94	±3	0	0	9	35	56	±5	4.5	±0.1	
Enlisted	93	±3	0	0	9	35	56	±5	4.5	±0.1	
Officers	95	±2	0	0	7	34	59	±5	4.5	±0.1	

109. My National Guard/Reserve component's sexual assault training...

e. Explains the role of the chain of command in handling sexual assaults.

1. Strongly disagree
4. Agree

2. Disagree
5. Strongly agree

3. Neither agree nor disagree

	Percent Responding		Percentages					Max ME	Average Agreement		
			1	2	3	4	5				
TOTAL DOD	89	±1	0	1	7	30	62	±2	4.5	±0.1	
ARNG	88	±2	0	1	7	30	62	±2	4.5	±0.1	
USAR	87	±2	0	1	7	31	60	±3	4.5	±0.1	
USNR	93	±2	0	0	6	25	69	±4	4.6	±0.1	
USMCR	92	±3	0	1	9	23	66	±6	4.5	±0.1	
ANG	93	±2	0	1	6	31	62	±3	4.5	±0.1	
USAFR	88	±3	0	0	7	32	61	±4	4.5	±0.1	
Enlisted	89	±1	0	1	7	29	63	±2	4.5	±0.1	
E1 – E4	87	±2	0	1	8	25	66	±3	4.6	±0.1	
E1 – E3	88	±3	0	1	7	21	70	±4	4.6	±0.1	
E4	87	±2	0	1	8	27	64	±3	4.5	±0.1	
E5 – E9	91	±1	0	1	7	32	60	±2	4.5	±0.1	
E5 – E7	90	±1	0	1	7	32	60	±2	4.5	±0.1	
E8 – E9	92	±2	0	0	4	32	64	±4	4.6	±0.1	
Officers	89	±2	0	1	5	35	59	±3	4.5	±0.1	
O1 – O3	88	±3	0	2	6	33	59	±4	4.5	±0.1	
O4 – O6	90	±2	0	1	5	35	59	±3	4.5	±0.1	
W1 – W5	86	±4	0	2	5	37	57	±6	4.5	±0.1	
Reserve Unit	89	±1	0	1	7	30	63	±2	4.5	±0.1	
AGR/FTS/AR	90	±2	0	0	7	32	61	±3	4.5	±0.1	
IMA	78	±4	0	1	5	33	61	±6	4.5	±0.1	
Not Activated Past 12 Months	89	±1	0	1	6	30	63	±2	4.5	±0.1	
Activated Past 12 Months	91	±2	1	1	8	30	61	±3	4.5	±0.1	
Not Deployed Past 12 Months	88	±1	0	1	7	30	63	±2	4.5	±0.1	
Deployed Past 12 Months	92	±2	0	1	8	31	60	±4	4.5	±0.1	
Non-Hispanic White	90	±1	0	1	7	30	63	±2	4.5	±0.1	
Total Minority	87	±2	1	1	6	30	61	±2	4.5	±0.1	
Non-Hispanic Black	88	±3	1	0	6	31	63	±4	4.5	±0.1	
Hispanic	87	±3	0	2	7	30	61	±4	4.5	±0.1	
FEMALES	86	±1	0	1	8	33	58	±2	4.5	±0.1	
Enlisted	86	±2	0	1	8	32	58	±2	4.5	±0.1	
E1 – E4	84	±2	1	1	9	30	60	±3	4.5	±0.1	
E5 – E9	87	±2	0	1	8	35	56	±3	4.4	±0.1	
Officers	86	±2	0	2	8	35	55	±3	4.4	±0.1	
O1 – O3	87	±3	0	2	8	35	54	±5	4.4	±0.1	
O4 – O6	87	±3	0	2	7	35	56	±4	4.4	±0.1	
Reserve Unit	86	±2	0	1	8	33	58	±2	4.5	±0.1	
AGR/FTS/AR	86	±3	1	1	6	33	59	±4	4.5	±0.1	
IMA	72	±6	1	3	8	36	53	±7	4.4	±0.2	
Non-Hispanic White	87	±2	0	1	8	32	58	±2	4.5	±0.1	
Total Minority	84	±2	1	1	8	34	57	±3	4.4	±0.1	
ARNG	86	±2	0	1	8	32	58	±3	4.5	±0.1	
Enlisted	86	±2	0	1	8	32	59	±3	4.5	±0.1	
Officers	86	±5	0	2	8	36	53	±7	4.4	±0.1	
USAR	83	±2	1	1	10	34	55	±3	4.4	±0.1	
Enlisted	82	±3	1	1	10	33	55	±4	4.4	±0.1	
Officers	84	±4	0	2	10	35	52	±6	4.4	±0.1	

Note. Percent responding are Reserve members who answered the question and who have had military training during the past 12 months on topics related to sexual assault (Q108).

2012 Workplace and Gender Relations Survey of Reserve Component Members

109e. Continued	Percent Responding		Percentages					Max ME	Average Agreement		
			1	2	3	4	5				
USNR	91	±4	0	1	6	30	63	±5	4.6	±0.1	
Enlisted	90	±4	0	0	6	31	63	±6	4.6	±0.1	
Officers	94	±3	0	2	6	29	64	±6	4.5	±0.1	
USMCR	85	±6	0	0	7	30	63	±9	4.5	±0.2	
Enlisted	87	±6	0	0	7	29	64	±10	4.6	±0.2	
Officers	73	±10	3	NR	10	31	57	±13	4.4	±0.3	
ANG	91	±2	0	1	7	33	59	±4	4.5	±0.1	
Enlisted	91	±3	1	1	7	32	58	±4	4.5	±0.1	
Officers	90	±3	0	2	3	33	62	±6	4.6	±0.1	
USAFR	85	±3	0	1	8	34	57	±4	4.5	±0.1	
Enlisted	85	±4	0	1	9	33	58	±5	4.5	±0.1	
Officers	84	±4	1	2	6	38	53	±6	4.4	±0.1	
MALES	90	±1	0	1	6	29	63	±2	4.5	±0.1	
Enlisted	90	±1	0	1	7	28	64	±2	4.6	±0.1	
E1 - E4	88	±2	0	1	7	24	68	±3	4.6	±0.1	
E5 - E9	91	±2	0	1	6	32	61	±2	4.5	±0.1	
Officers	89	±2	0	1	5	35	59	±3	4.5	±0.1	
O1 - O3	89	±3	0	2	6	33	60	±5	4.5	±0.1	
O4 - O6	91	±2	0	0	5	35	59	±4	4.5	±0.1	
Reserve Unit	90	±1	0	1	6	29	64	±2	4.5	±0.1	
AGR/FTS/AR	91	±2	0	0	7	32	61	±4	4.5	±0.1	
IMA	79	±5	0	1	4	32	63	±7	4.6	±0.1	
Non-Hispanic White	90	±1	0	0	7	29	63	±2	4.6	±0.1	
Total Minority	88	±2	0	1	6	29	63	±3	4.5	±0.1	
ARNG	89	±2	0	1	6	30	63	±3	4.5	±0.1	
Enlisted	89	±2	0	1	6	28	64	±3	4.6	±0.1	
Officers	88	±3	0	1	6	37	56	±5	4.5	±0.1	
USAR	89	±2	0	1	6	31	62	±3	4.5	±0.1	
Enlisted	89	±3	0	1	7	30	62	±4	4.5	±0.1	
Officers	86	±4	0	2	4	35	59	±6	4.5	±0.1	
USNR	93	±3	0	0	6	24	70	±5	4.6	±0.1	
Enlisted	92	±3	0	0	6	22	72	±6	4.6	±0.1	
Officers	95	±3	0	0	4	30	65	±6	4.6	±0.1	
USMCR	92	±3	0	1	9	23	67	±7	4.5	±0.1	
Enlisted	93	±4	0	1	10	22	67	±7	4.5	±0.2	
Officers	81	±5	0	0	3	33	63	±9	4.6	±0.1	
ANG	93	±2	0	1	6	30	63	±3	4.6	±0.1	
Enlisted	93	±2	0	1	6	30	63	±4	4.6	±0.1	
Officers	95	±3	0	0	6	32	62	±7	4.5	±0.1	
USAFR	89	±3	0	0	7	31	62	±5	4.5	±0.1	
Enlisted	88	±4	0	0	8	30	62	±6	4.5	±0.1	
Officers	91	±4	0	1	3	34	61	±7	4.6	±0.1	
USCGR	92	±2	0	1	7	35	57	±4	4.5	±0.1	
Enlisted	92	±3	0	1	7	35	57	±5	4.5	±0.1	
E1 - E4	92	±3	0	1	10	35	54	±6	4.4	±0.1	
E5 - E9	92	±3	0	1	5	34	59	±6	4.5	±0.1	
Officers	93	±2	0	0	4	38	57	±4	4.5	±0.1	
O1 - O3	93	±3	0	0	5	40	55	±5	4.5	±0.1	
O4 - O6	93	±3	0	0	3	39	58	±7	4.6	±0.1	
Females	89	±3	0	2	6	38	54	±4	4.4	±0.1	
Enlisted	89	±3	0	2	7	35	56	±5	4.4	±0.1	
Officers	89	±4	0	0	5	51	44	±7	4.4	±0.1	
Males	93	±3	0	0	7	35	58	±5	4.5	±0.1	
Enlisted	92	±3	0	0	7	35	58	±5	4.5	±0.1	
Officers	94	±2	0	0	4	35	61	±5	4.6	±0.1	

NR: Not reportable

109. My National Guard/Reserve component's sexual assault training...

f. Explains the reporting options available if a sexual assault occurs.

1. Strongly disagree
4. Agree

2. Disagree
5. Strongly agree

3. Neither agree nor disagree

	Percent Responding		Percentages					Max ME	Average Agreement		
			1	2	3	4	5				
TOTAL DOD	90	±1	0	1	7	30	62	±2	4.5	±0.1	
ARNG	90	±2	0	1	7	30	62	±2	4.5	±0.1	
USAR	88	±2	0	1	8	33	58	±3	4.5	±0.1	
USNR	94	±2	0	0	6	25	69	±4	4.6	±0.1	
USMCR	94	±3	1	1	10	23	66	±6	4.5	±0.1	
ANG	93	±2	0	0	6	30	63	±3	4.6	±0.1	
USAFR	89	±2	0	0	6	32	62	±4	4.5	±0.1	
Enlisted	90	±1	0	1	7	30	62	±2	4.5	±0.1	
E1 – E4	88	±2	0	1	8	26	65	±3	4.6	±0.1	
E1 – E3	88	±3	0	0	8	23	69	±4	4.6	±0.1	
E4	89	±2	0	1	8	28	63	±3	4.5	±0.1	
E5 – E9	92	±1	0	1	7	32	60	±2	4.5	±0.1	
E5 – E7	92	±1	0	1	7	33	60	±2	4.5	±0.1	
E8 – E9	94	±2	0	0	5	32	64	±4	4.6	±0.1	
Officers	89	±2	0	1	5	35	59	±3	4.5	±0.1	
O1 – O3	89	±3	0	1	6	34	58	±4	4.5	±0.1	
O4 – O6	90	±2	0	1	5	35	60	±3	4.5	±0.1	
W1 – W5	87	±4	0	1	5	38	56	±6	4.5	±0.1	
Reserve Unit	90	±1	0	1	7	30	62	±2	4.5	±0.1	
AGR/FTS/AR	92	±2	0	0	7	32	61	±3	4.5	±0.1	
IMA	78	±4	0	1	6	32	61	±6	4.5	±0.1	
Not Activated Past 12 Months	90	±1	0	1	7	30	62	±2	4.5	±0.1	
Activated Past 12 Months	92	±2	0	1	8	30	61	±3	4.5	±0.1	
Not Deployed Past 12 Months	90	±1	0	1	7	30	62	±2	4.5	±0.1	
Deployed Past 12 Months	93	±2	0	1	8	31	60	±4	4.5	±0.1	
Non-Hispanic White	91	±1	0	0	7	30	62	±2	4.5	±0.1	
Total Minority	89	±2	0	1	6	31	61	±2	4.5	±0.1	
Non-Hispanic Black	89	±2	0	1	5	31	63	±4	4.6	±0.1	
Hispanic	88	±2	0	1	8	29	61	±4	4.5	±0.1	
FEMALES	87	±1	0	1	8	33	58	±2	4.5	±0.1	
Enlisted	87	±2	0	1	8	32	58	±2	4.5	±0.1	
E1 – E4	85	±2	1	1	8	30	60	±3	4.5	±0.1	
E5 – E9	89	±2	0	1	8	34	56	±3	4.5	±0.1	
Officers	88	±2	0	1	6	36	56	±3	4.5	±0.1	
O1 – O3	88	±3	0	2	7	36	55	±5	4.4	±0.1	
O4 – O6	87	±3	0	1	4	36	58	±4	4.5	±0.1	
Reserve Unit	87	±2	0	1	8	33	58	±2	4.5	±0.1	
AGR/FTS/AR	89	±3	0	1	6	31	61	±4	4.5	±0.1	
IMA	73	±6	1	2	7	36	54	±7	4.4	±0.2	
Non-Hispanic White	88	±2	0	1	8	32	59	±2	4.5	±0.1	
Total Minority	86	±2	1	1	8	33	56	±3	4.4	±0.1	
ARNG	87	±2	0	1	9	31	58	±3	4.5	±0.1	
Enlisted	87	±2	1	1	9	31	59	±3	4.5	±0.1	
Officers	88	±4	0	2	8	33	57	±7	4.5	±0.1	
USAR	84	±2	1	1	10	34	54	±3	4.4	±0.1	
Enlisted	84	±3	1	1	10	33	54	±4	4.4	±0.1	
Officers	86	±4	0	2	9	38	51	±6	4.4	±0.1	

Note. Percent responding are Reserve members who answered the question and who have had military training during the past 12 months on topics related to sexual assault (Q108).

2012 Workplace and Gender Relations Survey of Reserve Component Members

109f. Continued	Percent Responding		Percentages					Max ME	Average Agreement		
			1	2	3	4	5				
USNR	93	±4	0	0	5	30	65	±5	4.6	±0.1	
Enlisted	92	±4	0	0	6	29	65	±6	4.6	±0.1	
Officers	96	±2	0	1	4	31	64	±6	4.6	±0.1	
USMCR	87	±5	0	0	7	28	64	±9	4.6	±0.2	
Enlisted	89	±6	0	0	7	27	66	±10	4.6	±0.2	
Officers	73	±10	3	3	4	38	53	±13	4.4	±0.3	
ANG	92	±2	0	1	5	33	61	±4	4.5	±0.1	
Enlisted	92	±2	0	1	6	33	61	±4	4.5	±0.1	
Officers	91	±3	0	1	1	36	63	±6	4.6	±0.1	
USAFR	86	±3	0	1	6	36	57	±4	4.5	±0.1	
Enlisted	87	±3	0	1	6	35	58	±5	4.5	±0.1	
Officers	85	±4	1	1	4	38	55	±6	4.5	±0.1	
MALES	91	±1	0	1	7	30	63	±2	4.5	±0.1	
Enlisted	91	±1	0	0	7	29	63	±2	4.5	±0.1	
E1 - E4	89	±2	0	1	8	25	66	±3	4.6	±0.1	
E5 - E9	92	±1	0	0	6	32	61	±2	4.5	±0.1	
Officers	90	±2	0	1	5	35	59	±3	4.5	±0.1	
O1 - O3	89	±3	0	1	6	34	59	±5	4.5	±0.1	
O4 - O6	91	±2	0	0	5	35	60	±4	4.5	±0.1	
Reserve Unit	91	±1	0	1	7	30	63	±2	4.5	±0.1	
AGR/FTS/AR	93	±2	0	0	7	32	61	±4	4.5	±0.1	
IMA	80	±5	0	1	6	30	63	±7	4.6	±0.1	
Non-Hispanic White	91	±1	0	0	7	30	63	±2	4.5	±0.1	
Total Minority	90	±2	0	1	6	30	63	±3	4.5	±0.1	
ARNG	90	±2	0	1	6	30	62	±3	4.5	±0.1	
Enlisted	90	±2	0	1	6	29	63	±3	4.6	±0.1	
Officers	90	±3	0	1	7	36	56	±5	4.5	±0.1	
USAR	89	±2	0	0	7	33	59	±3	4.5	±0.1	
Enlisted	90	±2	0	0	8	32	59	±4	4.5	±0.1	
Officers	85	±4	0	1	4	37	58	±6	4.5	±0.1	
USNR	94	±3	0	0	6	24	70	±5	4.6	±0.1	
Enlisted	94	±3	0	0	6	22	72	±6	4.6	±0.1	
Officers	96	±3	0	0	4	30	65	±6	4.6	±0.1	
USMCR	94	±3	1	1	10	23	66	±7	4.5	±0.1	
Enlisted	95	±3	1	1	10	22	66	±7	4.5	±0.2	
Officers	81	±5	0	1	3	36	61	±9	4.6	±0.1	
ANG	94	±2	0	0	6	30	64	±3	4.6	±0.1	
Enlisted	94	±2	0	0	6	29	64	±4	4.6	±0.1	
Officers	95	±3	0	1	6	32	61	±7	4.5	±0.1	
USAFR	90	±3	0	0	6	30	63	±5	4.6	±0.1	
Enlisted	89	±3	0	0	7	30	63	±6	4.6	±0.1	
Officers	92	±4	0	1	4	32	64	±7	4.6	±0.1	
USCGR	94	±2	0	0	7	35	57	±4	4.5	±0.1	
Enlisted	93	±2	0	0	8	35	57	±5	4.5	±0.1	
E1 - E4	94	±3	0	0	10	36	54	±6	4.4	±0.1	
E5 - E9	93	±3	0	0	7	34	59	±6	4.5	±0.1	
Officers	94	±2	0	0	3	39	58	±4	4.5	±0.1	
O1 - O3	96	±2	0	0	4	40	56	±5	4.5	±0.1	
O4 - O6	92	±4	0	0	2	40	58	±7	4.6	±0.1	
Females	91	±3	0	2	5	39	53	±4	4.4	±0.1	
Enlisted	91	±3	0	3	5	36	56	±5	4.4	±0.1	
Officers	91	±4	0	1	6	50	44	±7	4.4	±0.1	
Males	94	±2	0	0	8	35	58	±5	4.5	±0.1	
Enlisted	94	±3	0	0	9	34	57	±5	4.5	±0.1	
Officers	95	±2	0	0	2	36	62	±5	4.6	±0.1	

2012 Workplace and Gender Relations Survey of Reserve Component Members

109g. Continued	Percent Responding		Percentages					Max ME	Average Agreement		
			1	2	3	4	5				
USNR	92	±4	0	1	6	29	64	±5	4.6	±0.1	
Enlisted	91	±4	0	0	6	29	65	±6	4.6	±0.1	
Officers	97	±2	0	1	5	31	62	±6	4.5	±0.1	
USMCR	87	±5	0	0	6	28	65	±9	4.6	±0.2	
Enlisted	89	±6	0	0	7	27	67	±10	4.6	±0.2	
Officers	76	±9	2	2	5	37	53	±13	4.4	±0.3	
ANG	92	±2	0	0	5	31	63	±4	4.6	±0.1	
Enlisted	92	±2	0	0	5	31	63	±4	4.6	±0.1	
Officers	92	±3	0	1	0	32	67	±6	4.7	±0.1	
USAFR	87	±3	0	0	7	34	58	±4	4.5	±0.1	
Enlisted	87	±3	0	0	7	34	59	±5	4.5	±0.1	
Officers	85	±4	1	0	6	36	57	±6	4.5	±0.1	
MALES	91	±1	0	1	8	29	62	±2	4.5	±0.1	
Enlisted	91	±1	0	1	8	29	62	±2	4.5	±0.1	
E1 - E4	90	±2	0	1	9	25	65	±3	4.5	±0.1	
E5 - E9	92	±1	0	1	8	32	60	±2	4.5	±0.1	
Officers	90	±2	0	1	7	33	60	±3	4.5	±0.1	
O1 - O3	89	±3	0	1	7	32	60	±5	4.5	±0.1	
O4 - O6	91	±2	0	1	6	33	60	±4	4.5	±0.1	
Reserve Unit	91	±1	0	1	8	29	62	±2	4.5	±0.1	
AGR/FTS/AR	93	±2	0	0	8	32	60	±4	4.5	±0.1	
IMA	80	±5	0	1	8	28	63	±7	4.5	±0.1	
Non-Hispanic White	92	±1	0	1	8	29	62	±2	4.5	±0.1	
Total Minority	90	±2	0	1	8	29	62	±3	4.5	±0.1	
ARNG	90	±2	0	1	8	30	61	±3	4.5	±0.1	
Enlisted	90	±2	0	1	8	29	62	±3	4.5	±0.1	
Officers	89	±3	0	1	8	34	57	±5	4.5	±0.1	
USAR	90	±2	1	1	10	31	57	±3	4.4	±0.1	
Enlisted	91	±2	1	1	10	31	57	±4	4.4	±0.1	
Officers	87	±4	0	1	7	35	56	±6	4.5	±0.1	
USNR	94	±3	0	0	7	24	68	±5	4.6	±0.1	
Enlisted	94	±3	0	0	8	22	70	±6	4.6	±0.1	
Officers	96	±3	0	0	6	29	64	±6	4.6	±0.1	
USMCR	94	±3	0	0	11	23	65	±7	4.5	±0.1	
Enlisted	95	±3	0	0	11	23	65	±7	4.5	±0.2	
Officers	82	±5	0	0	5	30	64	±9	4.6	±0.1	
ANG	94	±2	0	0	6	29	65	±3	4.6	±0.1	
Enlisted	93	±2	0	0	6	29	66	±4	4.6	±0.1	
Officers	95	±3	0	1	5	30	64	±7	4.6	±0.1	
USAFR	90	±3	0	0	7	29	64	±5	4.6	±0.1	
Enlisted	90	±3	0	0	8	28	64	±5	4.6	±0.1	
Officers	92	±4	0	1	4	30	64	±7	4.6	±0.1	
USCGR	93	±2	0	1	10	36	53	±4	4.4	±0.1	
Enlisted	93	±2	0	1	10	36	53	±5	4.4	±0.1	
E1 - E4	94	±3	0	1	12	35	53	±6	4.4	±0.1	
E5 - E9	93	±3	1	1	9	36	53	±6	4.4	±0.1	
Officers	94	±2	0	1	7	39	53	±4	4.4	±0.1	
O1 - O3	96	±2	0	1	6	42	51	±5	4.4	±0.1	
O4 - O6	93	±3	0	1	8	38	53	±7	4.4	±0.1	
Females	91	±3	0	2	9	40	48	±4	4.3	±0.1	
Enlisted	91	±3	1	3	8	37	51	±5	4.3	±0.1	
Officers	91	±4	0	0	12	50	38	±7	4.3	±0.1	
Males	94	±2	0	0	10	35	54	±5	4.4	±0.1	
Enlisted	94	±3	0	0	10	35	54	±5	4.4	±0.1	
Officers	95	±2	0	1	6	36	56	±5	4.5	±0.1	

109. My National Guard/Reserve component's sexual assault training...

h. Explains how sexual assault is a mission readiness problem.

1. Strongly disagree
4. Agree

2. Disagree
5. Strongly agree

3. Neither agree nor disagree

	Percent Responding		Percentages					Max ME	Average Agreement		
			1	2	3	4	5				
TOTAL DOD	90	±1	0	1	7	30	63	±2	4.5	±0.1	
ARNG	90	±2	0	1	6	30	63	±2	4.5	±0.1	
USAR	88	±2	0	1	7	32	59	±3	4.5	±0.1	
USNR	94	±2	0	0	6	24	69	±4	4.6	±0.1	
USMCR	93	±3	0	1	9	24	65	±7	4.5	±0.1	
ANG	93	±2	0	0	6	30	64	±3	4.6	±0.1	
USAFR	90	±2	0	0	6	31	62	±4	4.6	±0.1	
Enlisted	90	±1	0	1	7	29	63	±2	4.5	±0.1	
E1 – E4	88	±2	0	1	7	26	66	±3	4.6	±0.1	
E1 – E3	89	±3	0	0	7	22	70	±4	4.6	±0.1	
E4	88	±2	0	1	7	28	63	±3	4.5	±0.1	
E5 – E9	92	±1	0	0	7	32	61	±2	4.5	±0.1	
E5 – E7	92	±1	0	0	7	32	60	±2	4.5	±0.1	
E8 – E9	94	±2	0	0	4	32	64	±4	4.6	±0.1	
Officers	90	±2	0	1	5	34	60	±3	4.5	±0.1	
O1 – O3	89	±3	0	1	6	33	60	±4	4.5	±0.1	
O4 – O6	91	±2	0	0	4	35	61	±3	4.6	±0.1	
W1 – W5	87	±4	0	1	5	36	58	±6	4.5	±0.1	
Reserve Unit	90	±1	0	1	7	30	63	±2	4.5	±0.1	
AGR/FTS/AR	93	±2	0	0	7	31	61	±3	4.5	±0.1	
IMA	79	±4	0	1	5	32	62	±6	4.5	±0.1	
Not Activated Past 12 Months	90	±1	0	1	6	30	63	±2	4.6	±0.1	
Activated Past 12 Months	91	±2	0	0	8	29	62	±3	4.5	±0.1	
Not Deployed Past 12 Months	90	±1	0	1	6	30	63	±2	4.5	±0.1	
Deployed Past 12 Months	93	±2	0	1	8	30	61	±4	4.5	±0.1	
Non-Hispanic White	91	±1	0	0	7	30	63	±2	4.5	±0.1	
Total Minority	89	±2	0	1	7	30	62	±2	4.5	±0.1	
Non-Hispanic Black	89	±2	0	1	5	30	63	±4	4.5	±0.1	
Hispanic	88	±2	0	1	8	29	63	±4	4.5	±0.1	
FEMALES	87	±1	0	1	8	32	59	±2	4.5	±0.1	
Enlisted	87	±2	0	1	8	32	59	±2	4.5	±0.1	
E1 – E4	85	±2	0	1	9	29	61	±3	4.5	±0.1	
E5 – E9	89	±2	0	1	8	34	57	±3	4.5	±0.1	
Officers	88	±2	0	2	6	35	58	±3	4.5	±0.1	
O1 – O3	88	±3	0	2	6	35	57	±5	4.5	±0.1	
O4 – O6	88	±3	0	1	4	34	59	±4	4.5	±0.1	
Reserve Unit	87	±2	0	1	8	32	58	±2	4.5	±0.1	
AGR/FTS/AR	90	±3	1	0	6	30	63	±4	4.5	±0.1	
IMA	74	±6	1	2	7	37	53	±7	4.4	±0.1	
Non-Hispanic White	88	±2	0	1	7	32	60	±2	4.5	±0.1	
Total Minority	86	±2	1	1	9	33	57	±3	4.4	±0.1	
ARNG	87	±2	0	1	8	33	59	±3	4.5	±0.1	
Enlisted	87	±2	0	1	8	32	59	±3	4.5	±0.1	
Officers	88	±4	0	3	5	35	57	±7	4.5	±0.1	
USAR	84	±2	1	1	10	32	56	±3	4.4	±0.1	
Enlisted	83	±3	1	1	10	31	56	±4	4.4	±0.1	
Officers	86	±4	1	1	7	37	55	±6	4.4	±0.1	

Note. Percent responding are Reserve members who answered the question and who have had military training during the past 12 months on topics related to sexual assault (Q108).

2012 Workplace and Gender Relations Survey of Reserve Component Members

109h. Continued	Percent Responding		Percentages					Max ME	Average Agreement		
			1	2	3	4	5				
USNR	93	±4	0	1	6	29	65	±5	4.6	±0.1	
Enlisted	92	±4	0	0	6	28	65	±6	4.6	±0.1	
Officers	96	±3	0	1	4	31	64	±6	4.6	±0.1	
USMCR	86	±5	0	0	7	30	62	±9	4.5	±0.2	
Enlisted	88	±6	0	0	7	29	64	±10	4.6	±0.2	
Officers	76	±9	2	NR	8	39	50	±13	4.4	±0.3	
ANG	92	±2	0	1	6	32	61	±4	4.5	±0.1	
Enlisted	92	±2	0	1	6	32	61	±4	4.5	±0.1	
Officers	93	±3	0	1	1	33	65	±6	4.6	±0.1	
USAFR	87	±3	0	1	7	35	58	±4	4.5	±0.1	
Enlisted	88	±3	0	0	7	34	58	±5	4.5	±0.1	
Officers	85	±4	1	1	6	36	56	±6	4.5	±0.1	
MALES	91	±1	0	1	6	29	64	±2	4.6	±0.1	
Enlisted	91	±1	0	1	7	29	64	±2	4.6	±0.1	
E1 - E4	89	±2	0	1	7	25	67	±3	4.6	±0.1	
E5 - E9	92	±1	0	0	7	31	61	±2	4.5	±0.1	
Officers	90	±2	0	0	5	34	61	±3	4.6	±0.1	
O1 - O3	89	±3	0	1	6	32	62	±5	4.5	±0.1	
O4 - O6	92	±2	0	0	4	35	61	±4	4.6	±0.1	
Reserve Unit	91	±1	0	1	6	29	64	±2	4.6	±0.1	
AGR/FTS/AR	93	±2	0	0	7	32	61	±4	4.5	±0.1	
IMA	80	±5	0	1	4	31	64	±7	4.6	±0.1	
Non-Hispanic White	91	±1	0	0	7	29	64	±2	4.6	±0.1	
Total Minority	90	±2	0	1	6	29	64	±3	4.6	±0.1	
ARNG	90	±2	0	1	6	30	63	±3	4.6	±0.1	
Enlisted	90	±2	0	1	6	28	64	±3	4.6	±0.1	
Officers	90	±3	0	0	6	37	58	±5	4.5	±0.1	
USAR	89	±2	0	0	7	32	60	±3	4.5	±0.1	
Enlisted	90	±2	0	0	7	31	60	±4	4.5	±0.1	
Officers	86	±4	0	1	4	35	60	±6	4.5	±0.1	
USNR	95	±2	0	0	6	23	70	±5	4.6	±0.1	
Enlisted	94	±3	0	0	7	22	71	±6	4.6	±0.1	
Officers	96	±3	0	0	4	27	68	±6	4.6	±0.1	
USMCR	94	±3	0	1	9	24	65	±7	4.5	±0.1	
Enlisted	95	±3	0	1	10	23	65	±7	4.5	±0.2	
Officers	81	±5	0	0	3	34	62	±9	4.6	±0.1	
ANG	93	±2	0	0	5	30	65	±3	4.6	±0.1	
Enlisted	93	±2	0	0	5	30	65	±4	4.6	±0.1	
Officers	96	±3	0	1	6	30	63	±7	4.6	±0.1	
USAFR	90	±3	0	0	6	30	64	±5	4.6	±0.1	
Enlisted	90	±3	0	0	7	30	63	±5	4.6	±0.1	
Officers	92	±4	0	1	3	32	65	±7	4.6	±0.1	
USCGR	93	±2	0	1	8	34	57	±4	4.5	±0.1	
Enlisted	93	±2	0	1	9	33	57	±5	4.5	±0.1	
E1 - E4	94	±3	0	1	10	35	54	±6	4.4	±0.1	
E5 - E9	93	±3	0	1	8	32	58	±6	4.5	±0.1	
Officers	95	±2	0	1	4	36	58	±4	4.5	±0.1	
O1 - O3	96	±2	0	1	6	37	55	±5	4.5	±0.1	
O4 - O6	94	±3	0	0	3	39	59	±7	4.6	±0.1	
Females	91	±3	0	1	6	39	54	±4	4.4	±0.1	
Enlisted	91	±3	1	1	6	36	56	±5	4.5	±0.1	
Officers	92	±4	0	0	7	47	46	±7	4.4	±0.1	
Males	94	±2	0	1	9	33	57	±5	4.5	±0.1	
Enlisted	94	±3	0	1	10	33	57	±5	4.5	±0.1	
Officers	96	±2	0	1	4	34	62	±5	4.6	±0.1	

NR: Not reportable

109. My National Guard/Reserve component's sexual assault training...

i. Teaches how to intervene when you witness a situation involving a fellow Service member (bystander intervention).

1. Strongly disagree
4. Agree

2. Disagree
5. Strongly agree

3. Neither agree nor disagree

	Percent Responding		Percentages					Max ME	Average Agreement		
			1	2	3	4	5				
TOTAL DOD	90	±1	0	1	7	30	61	±2	4.5	±0.1	
ARNG	89	±2	0	1	7	31	61	±2	4.5	±0.1	
USAR	88	±2	0	1	8	33	57	±3	4.4	±0.1	
USNR	94	±2	0	0	6	25	68	±4	4.6	±0.1	
USMCR	94	±3	1	1	10	24	64	±6	4.5	±0.1	
ANG	94	±2	0	0	5	30	64	±3	4.6	±0.1	
USAFR	89	±2	0	0	7	30	62	±4	4.5	±0.1	
Enlisted	90	±1	0	1	7	29	62	±2	4.5	±0.1	
E1 – E4	89	±2	0	1	8	26	65	±3	4.5	±0.1	
E1 – E3	89	±3	0	0	8	23	69	±4	4.6	±0.1	
E4	89	±2	1	1	9	27	62	±3	4.5	±0.1	
E5 – E9	92	±1	0	1	7	33	59	±2	4.5	±0.1	
E5 – E7	91	±1	0	1	7	33	59	±2	4.5	±0.1	
E8 – E9	93	±2	0	1	5	31	63	±4	4.6	±0.1	
Officers	90	±2	0	1	6	34	58	±3	4.5	±0.1	
O1 – O3	89	±3	0	1	7	34	58	±4	4.5	±0.1	
O4 – O6	91	±2	0	0	6	35	58	±3	4.5	±0.1	
W1 – W5	87	±4	0	2	5	37	56	±6	4.5	±0.1	
Reserve Unit	90	±1	0	1	7	30	62	±2	4.5	±0.1	
AGR/FTS/AR	92	±2	0	0	7	32	60	±3	4.5	±0.1	
IMA	78	±4	0	1	7	32	60	±6	4.5	±0.1	
Not Activated Past 12 Months	90	±1	0	1	7	30	62	±2	4.5	±0.1	
Activated Past 12 Months	92	±2	0	1	9	30	60	±3	4.5	±0.1	
Not Deployed Past 12 Months	90	±1	0	1	7	30	62	±2	4.5	±0.1	
Deployed Past 12 Months	93	±2	0	1	9	30	60	±4	4.5	±0.1	
Non-Hispanic White	91	±1	0	1	7	30	62	±2	4.5	±0.1	
Total Minority	89	±2	0	1	7	31	60	±2	4.5	±0.1	
Non-Hispanic Black	89	±2	0	1	5	31	62	±4	4.5	±0.1	
Hispanic	88	±2	1	1	9	29	60	±4	4.5	±0.1	
FEMALES	87	±1	0	1	8	32	58	±2	4.5	±0.1	
Enlisted	87	±2	0	1	8	32	58	±2	4.5	±0.1	
E1 – E4	85	±2	0	1	9	29	60	±3	4.5	±0.1	
E5 – E9	89	±2	0	1	7	34	57	±3	4.5	±0.1	
Officers	87	±2	1	2	6	35	57	±3	4.5	±0.1	
O1 – O3	88	±3	1	2	6	35	56	±5	4.4	±0.1	
O4 – O6	87	±3	0	1	6	34	58	±4	4.5	±0.1	
Reserve Unit	87	±2	0	1	8	32	58	±2	4.5	±0.1	
AGR/FTS/AR	89	±3	1	0	6	31	63	±4	4.5	±0.1	
IMA	73	±6	1	2	8	36	52	±7	4.4	±0.2	
Non-Hispanic White	88	±2	0	1	8	31	60	±2	4.5	±0.1	
Total Minority	85	±2	0	1	8	33	56	±3	4.4	±0.1	
ARNG	87	±2	0	1	8	33	57	±3	4.5	±0.1	
Enlisted	87	±2	0	1	8	33	58	±3	4.5	±0.1	
Officers	87	±4	0	2	5	36	56	±7	4.4	±0.1	
USAR	84	±2	1	2	11	32	54	±3	4.4	±0.1	
Enlisted	83	±3	1	2	11	31	55	±4	4.4	±0.1	
Officers	86	±4	1	2	10	35	52	±6	4.4	±0.1	

Note. Percent responding are Reserve members who answered the question and who have had military training during the past 12 months on topics related to sexual assault (Q108).

2012 Workplace and Gender Relations Survey of Reserve Component Members

109i. Continued	Percent Responding		Percentages					Max ME	Average Agreement		
			1	2	3	4	5				
USNR	91	±4	0	1	6	28	66	±5	4.6	±0.1	
Enlisted	90	±5	0	0	6	27	67	±6	4.6	±0.1	
Officers	95	±3	0	1	3	32	64	±6	4.6	±0.1	
USMCR	87	±5	0	1	8	30	62	±9	4.5	±0.2	
Enlisted	89	±6	0	0	7	29	64	±10	4.6	±0.2	
Officers	76	±9	2	5	9	35	48	±13	4.2	±0.3	
ANG	92	±2	0	0	4	33	62	±4	4.6	±0.1	
Enlisted	93	±2	0	0	4	33	62	±4	4.6	±0.1	
Officers	92	±3	0	1	1	30	68	±6	4.7	±0.1	
USAFR	87	±3	0	0	7	34	59	±4	4.5	±0.1	
Enlisted	87	±3	0	0	7	33	59	±5	4.5	±0.1	
Officers	85	±4	1	1	7	36	56	±6	4.5	±0.1	
MALES	91	±1	0	1	7	30	62	±2	4.5	±0.1	
Enlisted	91	±1	0	1	7	29	63	±2	4.5	±0.1	
E1 - E4	89	±2	0	1	8	25	66	±3	4.6	±0.1	
E5 - E9	92	±1	0	1	7	33	60	±2	4.5	±0.1	
Officers	90	±2	0	1	6	34	58	±3	4.5	±0.1	
O1 - O3	89	±3	0	1	7	33	58	±5	4.5	±0.1	
O4 - O6	92	±2	0	0	7	35	58	±4	4.5	±0.1	
Reserve Unit	91	±1	0	1	7	30	62	±2	4.5	±0.1	
AGR/FTS/AR	93	±2	0	1	7	33	59	±4	4.5	±0.1	
IMA	79	±5	0	1	7	31	62	±7	4.5	±0.1	
Non-Hispanic White	91	±1	0	1	7	30	62	±2	4.5	±0.1	
Total Minority	90	±2	0	1	7	31	62	±3	4.5	±0.1	
ARNG	90	±2	0	1	7	30	62	±3	4.5	±0.1	
Enlisted	90	±2	0	1	7	29	63	±3	4.5	±0.1	
Officers	89	±3	0	1	8	36	55	±5	4.5	±0.1	
USAR	90	±2	0	1	8	33	58	±3	4.5	±0.1	
Enlisted	90	±2	0	1	8	32	58	±4	4.5	±0.1	
Officers	87	±4	0	1	6	36	56	±6	4.5	±0.1	
USNR	94	±3	0	0	6	25	69	±5	4.6	±0.1	
Enlisted	94	±3	0	0	6	23	71	±6	4.6	±0.1	
Officers	96	±3	0	0	5	31	63	±6	4.6	±0.1	
USMCR	94	±3	1	1	10	24	64	±7	4.5	±0.1	
Enlisted	95	±3	1	1	11	23	64	±7	4.5	±0.2	
Officers	81	±5	1	1	4	35	59	±9	4.5	±0.1	
ANG	94	±2	0	0	6	29	64	±3	4.6	±0.1	
Enlisted	93	±2	0	0	5	29	65	±4	4.6	±0.1	
Officers	97	±3	0	1	7	29	63	±7	4.5	±0.1	
USAFR	90	±3	0	0	7	29	63	±5	4.6	±0.1	
Enlisted	89	±3	0	0	8	28	64	±5	4.5	±0.1	
Officers	92	±4	0	1	3	34	62	±7	4.6	±0.1	
USCGR	94	±2	0	1	8	34	56	±4	4.5	±0.1	
Enlisted	93	±2	0	1	9	34	56	±5	4.4	±0.1	
E1 - E4	94	±3	0	0	11	33	55	±6	4.4	±0.1	
E5 - E9	93	±3	0	1	8	34	57	±6	4.5	±0.1	
Officers	95	±2	0	0	6	37	56	±4	4.5	±0.1	
O1 - O3	96	±2	0	0	6	40	53	±5	4.4	±0.1	
O4 - O6	94	±3	0	1	6	37	56	±7	4.5	±0.1	
Females	91	±3	0	1	6	38	55	±4	4.5	±0.1	
Enlisted	91	±3	1	2	5	35	57	±5	4.5	±0.1	
Officers	91	±4	0	0	7	47	46	±7	4.4	±0.1	
Males	94	±2	0	1	9	34	56	±5	4.5	±0.1	
Enlisted	94	±3	0	1	10	34	56	±5	4.4	±0.1	
Officers	96	±2	0	1	6	35	59	±5	4.5	±0.1	

109. My National Guard/Reserve component's sexual assault training...

j. Explains the resources available to victims (e.g., Safe Helpline).

1. Strongly disagree
4. Agree

2. Disagree
5. Strongly agree

3. Neither agree nor disagree

	Percent Responding		Percentages					Max ME	Average Agreement		
			1	2	3	4	5				
TOTAL DOD	90	±1	0	1	7	30	61	±2	4.5	±0.1	
ARNG	89	±2	0	1	7	30	61	±2	4.5	±0.1	
USAR	88	±2	0	1	8	33	57	±3	4.5	±0.1	
USNR	94	±2	0	0	6	25	68	±4	4.6	±0.1	
USMCR	93	±3	1	1	10	23	65	±6	4.5	±0.1	
ANG	93	±2	0	1	6	30	63	±3	4.5	±0.1	
USAFR	89	±2	0	0	7	32	61	±4	4.5	±0.1	
Enlisted	90	±1	0	1	7	30	62	±2	4.5	±0.1	
E1 – E4	88	±2	0	1	8	26	65	±3	4.5	±0.1	
E1 – E3	88	±3	0	0	7	23	69	±4	4.6	±0.1	
E4	88	±2	0	1	8	28	62	±3	4.5	±0.1	
E5 – E9	92	±1	0	1	7	33	59	±2	4.5	±0.1	
E5 – E7	92	±1	0	1	7	33	59	±2	4.5	±0.1	
E8 – E9	93	±2	0	0	5	32	63	±4	4.6	±0.1	
Officers	89	±2	0	1	7	34	57	±3	4.5	±0.1	
O1 – O3	89	±3	0	1	8	33	57	±4	4.5	±0.1	
O4 – O6	91	±2	0	1	6	35	58	±3	4.5	±0.1	
W1 – W5	87	±4	0	1	6	37	55	±6	4.5	±0.1	
Reserve Unit	90	±1	0	1	7	30	61	±2	4.5	±0.1	
AGR/FTS/AR	93	±2	0	0	7	32	60	±3	4.5	±0.1	
IMA	78	±4	0	1	7	31	61	±6	4.5	±0.1	
Not Activated Past 12 Months	90	±1	0	1	7	30	62	±2	4.5	±0.1	
Activated Past 12 Months	91	±2	0	1	9	30	60	±3	4.5	±0.1	
Not Deployed Past 12 Months	90	±1	0	1	7	30	61	±2	4.5	±0.1	
Deployed Past 12 Months	93	±2	0	1	9	30	60	±4	4.5	±0.1	
Non-Hispanic White	91	±1	0	1	8	30	61	±2	4.5	±0.1	
Total Minority	89	±2	0	1	7	30	61	±2	4.5	±0.1	
Non-Hispanic Black	89	±2	0	1	6	31	63	±4	4.5	±0.1	
Hispanic	88	±2	0	1	8	29	61	±4	4.5	±0.1	
FEMALES	87	±1	1	1	8	32	58	±2	4.4	±0.1	
Enlisted	87	±2	1	1	9	31	58	±2	4.5	±0.1	
E1 – E4	85	±2	1	1	9	29	60	±3	4.5	±0.1	
E5 – E9	89	±2	0	1	8	34	56	±3	4.4	±0.1	
Officers	88	±2	1	2	8	35	54	±3	4.4	±0.1	
O1 – O3	88	±3	1	2	9	35	53	±5	4.4	±0.1	
O4 – O6	88	±3	1	2	6	35	56	±4	4.4	±0.1	
Reserve Unit	87	±2	1	1	9	32	57	±2	4.4	±0.1	
AGR/FTS/AR	90	±3	0	1	5	31	62	±4	4.5	±0.1	
IMA	73	±6	1	2	10	34	53	±7	4.4	±0.1	
Non-Hispanic White	88	±2	0	1	8	31	59	±2	4.5	±0.1	
Total Minority	86	±2	1	2	9	33	56	±3	4.4	±0.1	
ARNG	87	±2	1	1	9	32	58	±3	4.4	±0.1	
Enlisted	87	±2	1	1	9	31	58	±3	4.4	±0.1	
Officers	88	±4	0	2	7	34	56	±7	4.4	±0.1	
USAR	84	±2	1	2	11	32	54	±3	4.4	±0.1	
Enlisted	84	±3	1	2	11	31	55	±4	4.4	±0.1	
Officers	86	±4	1	2	11	37	49	±6	4.3	±0.1	

Note. Percent responding are Reserve members who answered the question and who have had military training during the past 12 months on topics related to sexual assault (Q108).

2012 Workplace and Gender Relations Survey of Reserve Component Members

109j. Continued	Percent Responding		Percentages					Max ME	Average Agreement		
			1	2	3	4	5				
USNR	92	±4	0	1	5	29	65	±5	4.6	±0.1	
Enlisted	91	±4	0	0	5	28	66	±6	4.6	±0.1	
Officers	96	±2	0	2	3	32	62	±6	4.5	±0.1	
USMCR	86	±5	0	0	8	28	63	±9	4.5	±0.2	
Enlisted	89	±6	0	0	8	27	65	±10	4.6	±0.2	
Officers	75	±10	2	2	12	31	52	±13	4.3	±0.3	
ANG	92	±2	0	1	5	33	61	±4	4.5	±0.1	
Enlisted	92	±2	0	1	6	32	60	±4	4.5	±0.1	
Officers	92	±3	0	1	3	35	61	±6	4.6	±0.1	
USAFR	86	±3	0	1	8	35	57	±4	4.5	±0.1	
Enlisted	87	±3	0	0	8	34	57	±5	4.5	±0.1	
Officers	85	±4	1	2	7	36	54	±6	4.4	±0.1	
MALES	91	±1	0	1	7	30	62	±2	4.5	±0.1	
Enlisted	91	±1	0	1	7	29	63	±2	4.5	±0.1	
E1 - E4	89	±2	0	1	8	25	66	±3	4.6	±0.1	
E5 - E9	92	±1	0	1	7	32	60	±2	4.5	±0.1	
Officers	90	±2	0	1	7	34	58	±3	4.5	±0.1	
O1 - O3	89	±3	0	1	8	32	58	±5	4.5	±0.1	
O4 - O6	91	±2	0	0	6	35	59	±4	4.5	±0.1	
Reserve Unit	91	±1	0	1	7	30	62	±2	4.5	±0.1	
AGR/FTS/AR	94	±2	0	0	8	32	60	±4	4.5	±0.1	
IMA	80	±5	0	1	6	30	63	±7	4.5	±0.1	
Non-Hispanic White	91	±1	0	1	7	30	62	±2	4.5	±0.1	
Total Minority	90	±2	0	1	7	29	63	±3	4.5	±0.1	
ARNG	90	±2	0	1	7	30	62	±3	4.5	±0.1	
Enlisted	90	±2	0	1	7	29	63	±3	4.5	±0.1	
Officers	89	±3	0	1	9	35	55	±5	4.5	±0.1	
USAR	90	±2	0	1	7	33	58	±3	4.5	±0.1	
Enlisted	90	±2	0	1	8	32	59	±4	4.5	±0.1	
Officers	86	±4	0	1	5	38	55	±6	4.5	±0.1	
USNR	94	±3	0	0	6	24	69	±5	4.6	±0.1	
Enlisted	94	±3	0	0	6	23	71	±6	4.6	±0.1	
Officers	96	±3	0	0	6	28	65	±6	4.6	±0.1	
USMCR	93	±3	1	1	10	23	65	±7	4.5	±0.1	
Enlisted	95	±3	1	1	10	22	66	±7	4.5	±0.2	
Officers	81	±5	0	0	6	33	61	±9	4.5	±0.1	
ANG	94	±2	0	0	6	30	63	±3	4.6	±0.1	
Enlisted	93	±2	0	0	6	29	64	±4	4.6	±0.1	
Officers	95	±3	0	0	7	32	61	±7	4.5	±0.1	
USAFR	90	±3	0	0	7	31	62	±5	4.5	±0.1	
Enlisted	89	±3	0	0	8	30	62	±6	4.5	±0.1	
Officers	93	±4	0	1	4	31	64	±7	4.6	±0.1	
USCGR	93	±2	0	1	8	37	54	±4	4.5	±0.1	
Enlisted	93	±3	0	1	8	36	54	±5	4.4	±0.1	
E1 - E4	94	±3	0	1	9	34	55	±6	4.4	±0.1	
E5 - E9	92	±3	0	1	8	38	54	±6	4.4	±0.1	
Officers	95	±2	0	0	5	40	54	±4	4.5	±0.1	
O1 - O3	96	±2	0	0	6	43	51	±5	4.5	±0.1	
O4 - O6	94	±3	0	1	4	41	55	±7	4.5	±0.1	
Females	91	±3	0	2	6	41	51	±4	4.4	±0.1	
Enlisted	91	±3	1	2	6	37	54	±5	4.4	±0.1	
Officers	92	±4	0	0	5	55	41	±7	4.4	±0.1	
Males	94	±3	0	0	8	36	55	±5	4.5	±0.1	
Enlisted	93	±3	0	0	9	36	55	±5	4.4	±0.1	
Officers	96	±2	0	0	5	37	58	±5	4.5	±0.1	

110. In your opinion, how effective was the training you received in...

a. Actually reducing/preventing sexual assault or behaviors related to sexual assault?

1. Not at all effective
4. Very effective

2. Slightly effective

3. Moderately effective

	Percent Responding		Percentages				Max ME	Average Effectiveness of Training		
			1	2	3	4				
TOTAL DOD	90	±1	3	8	31	59	±2	3.5	±0.1	
ARNG	89	±2	3	8	31	58	±2	3.4	±0.1	
USAR	88	±2	3	8	31	59	±3	3.5	±0.1	
USNR	94	±2	2	7	27	64	±4	3.5	±0.1	
USMCR	94	±3	2	6	26	66	±6	3.6	±0.1	
ANG	93	±2	2	6	33	59	±3	3.5	±0.1	
USAFR	89	±2	2	10	33	55	±4	3.4	±0.1	
Enlisted	90	±1	2	7	29	61	±2	3.5	±0.1	
E1 – E4	89	±2	2	6	28	64	±3	3.5	±0.1	
E1 – E3	88	±3	1	4	25	70	±4	3.6	±0.1	
E4	89	±2	2	7	29	61	±3	3.5	±0.1	
E5 – E9	92	±1	3	8	31	58	±2	3.4	±0.1	
E5 – E7	92	±1	3	9	31	58	±2	3.4	±0.1	
E8 – E9	93	±2	1	8	33	58	±4	3.5	±0.1	
Officers	90	±2	3	10	38	48	±3	3.3	±0.1	
O1 – O3	89	±3	3	10	38	49	±4	3.3	±0.1	
O4 – O6	91	±2	3	11	39	47	±3	3.3	±0.1	
W1 – W5	87	±4	6	11	31	53	±6	3.3	±0.2	
Reserve Unit	90	±1	3	8	31	59	±2	3.5	±0.1	
AGR/FTS/AR	92	±2	3	9	31	57	±3	3.4	±0.1	
IMA	78	±4	3	11	35	52	±6	3.4	±0.1	
Not Activated Past 12 Months	90	±1	2	8	31	60	±2	3.5	±0.1	
Activated Past 12 Months	92	±2	4	9	31	57	±3	3.4	±0.1	
Not Deployed Past 12 Months	90	±1	2	8	31	60	±2	3.5	±0.1	
Deployed Past 12 Months	93	±2	4	10	31	54	±4	3.4	±0.1	
Non-Hispanic White	91	±1	3	9	33	56	±2	3.4	±0.1	
Total Minority	89	±2	2	6	27	65	±2	3.5	±0.1	
Non-Hispanic Black	89	±2	1	5	23	70	±3	3.6	±0.1	
Hispanic	88	±2	2	6	27	65	±4	3.5	±0.1	
FEMALES	87	±1	2	9	35	53	±2	3.4	±0.1	
Enlisted	87	±2	2	9	34	55	±2	3.4	±0.1	
E1 – E4	85	±2	2	8	33	58	±3	3.5	±0.1	
E5 – E9	89	±2	3	10	36	52	±3	3.4	±0.1	
Officers	87	±2	3	13	39	46	±3	3.3	±0.1	
O1 – O3	88	±3	3	14	38	45	±5	3.2	±0.1	
O4 – O6	87	±3	4	12	39	46	±4	3.3	±0.1	
Reserve Unit	87	±2	2	9	35	53	±2	3.4	±0.1	
AGR/FTS/AR	88	±3	2	8	33	56	±4	3.4	±0.1	
IMA	72	±6	4	11	40	45	±7	3.3	±0.2	
Non-Hispanic White	88	±2	3	11	37	50	±2	3.3	±0.1	
Total Minority	86	±2	2	7	33	58	±3	3.5	±0.1	
ARNG	87	±2	2	10	36	52	±3	3.4	±0.1	
Enlisted	87	±2	2	10	35	53	±3	3.4	±0.1	
Officers	87	±5	3	12	39	46	±7	3.3	±0.2	
USAR	84	±2	3	9	34	54	±3	3.4	±0.1	
Enlisted	84	±3	3	8	33	56	±4	3.4	±0.1	
Officers	86	±4	3	15	35	47	±6	3.2	±0.1	

Note. Percent responding are Reserve members who answered the question and who have had military training during the past 12 months on topics related to sexual assault (Q108).

2012 Workplace and Gender Relations Survey of Reserve Component Members

110a. Continued	Percent Responding		Percentages				Max ME	Average Effectiveness of Training		
			1	2	3	4				
USNR	92	±4	3	7	32	58	±5	3.5	±0.1	
Enlisted	91	±4	3	6	30	61	±6	3.5	±0.1	
Officers	95	±3	3	12	39	46	±6	3.3	±0.1	
USMCR	87	±5	1	8	38	52	±9	3.4	±0.2	
Enlisted	89	±6	1	7	35	57	±10	3.5	±0.2	
Officers	74	±10	4	14	64	18	±13	2.9	±0.2	
ANG	92	±2	3	9	35	53	±4	3.4	±0.1	
Enlisted	92	±2	3	9	35	54	±4	3.4	±0.1	
Officers	92	±3	3	9	40	48	±6	3.3	±0.1	
USAFR	86	±3	2	8	37	53	±4	3.4	±0.1	
Enlisted	87	±3	2	7	35	56	±5	3.5	±0.1	
Officers	84	±4	2	12	42	43	±6	3.3	±0.1	
MALES	91	±1	3	8	30	60	±2	3.5	±0.1	
Enlisted	91	±1	2	7	28	62	±2	3.5	±0.1	
E1 - E4	89	±2	2	6	27	66	±3	3.6	±0.1	
E5 - E9	92	±1	3	8	30	59	±2	3.4	±0.1	
Officers	90	±2	4	10	37	49	±3	3.3	±0.1	
O1 - O3	89	±3	3	9	38	50	±5	3.3	±0.1	
O4 - O6	91	±2	3	10	39	47	±4	3.3	±0.1	
Reserve Unit	91	±1	3	7	30	61	±2	3.5	±0.1	
AGR/FTS/AR	93	±2	3	9	31	57	±4	3.4	±0.1	
IMA	80	±5	3	11	34	53	±7	3.4	±0.2	
Non-Hispanic White	91	±1	3	8	32	57	±2	3.4	±0.1	
Total Minority	90	±2	2	6	25	67	±3	3.6	±0.1	
ARNG	90	±2	3	8	30	59	±3	3.5	±0.1	
Enlisted	90	±2	3	8	29	61	±3	3.5	±0.1	
Officers	89	±3	3	10	39	49	±5	3.3	±0.1	
USAR	89	±2	3	8	30	60	±3	3.5	±0.1	
Enlisted	90	±2	2	7	29	62	±4	3.5	±0.1	
Officers	86	±4	4	9	36	51	±6	3.3	±0.1	
USNR	95	±3	2	6	26	65	±5	3.5	±0.1	
Enlisted	94	±3	2	4	23	70	±6	3.6	±0.1	
Officers	96	±3	3	14	34	49	±6	3.3	±0.1	
USMCR	94	±3	2	6	25	66	±7	3.6	±0.1	
Enlisted	95	±3	2	6	24	69	±7	3.6	±0.1	
Officers	82	±5	7	9	41	43	±13	3.2	±0.2	
ANG	94	±2	2	6	32	60	±4	3.5	±0.1	
Enlisted	93	±2	2	6	30	62	±4	3.5	±0.1	
Officers	96	±3	3	6	42	49	±7	3.4	±0.1	
USAFR	90	±3	3	10	31	56	±5	3.4	±0.1	
Enlisted	90	±3	2	9	31	58	±6	3.5	±0.1	
Officers	92	±4	6	14	33	47	±7	3.2	±0.2	
USCGR	94	±2	2	7	38	53	±4	3.4	±0.1	
Enlisted	93	±2	2	6	37	54	±5	3.4	±0.1	
E1 - E4	94	±3	1	8	39	52	±6	3.4	±0.1	
E5 - E9	93	±3	2	5	37	56	±6	3.5	±0.1	
Officers	94	±2	2	9	42	47	±4	3.3	±0.1	
O1 - O3	95	±2	2	10	43	45	±5	3.3	±0.1	
O4 - O6	93	±3	2	10	45	43	±7	3.3	±0.1	
Females	91	±3	2	12	42	44	±4	3.3	±0.1	
Enlisted	91	±3	2	11	40	47	±5	3.3	±0.1	
Officers	90	±4	2	17	51	30	±7	3.1	±0.1	
Males	94	±2	2	6	37	55	±4	3.5	±0.1	
Enlisted	94	±3	2	5	37	56	±5	3.5	±0.1	
Officers	96	±2	2	7	40	51	±5	3.4	±0.1	

110. In your opinion, how effective was the training you received in...

b. Explaining the difference between restricted and unrestricted reporting of sexual assault?

1. Not at all effective 2. Slightly effective 3. Moderately effective
 4. Very effective

	Percent Responding		Percentages				Max ME	Average Effectiveness of Training		
			1	2	3	4				
TOTAL DOD	90	±1	2	7	28	63	±2	3.5	±0.1	
ARNG	89	±2	3	7	28	62	±2	3.5	±0.1	
USAR	88	±2	3	8	28	62	±3	3.5	±0.1	
USNR	94	±2	1	4	24	71	±4	3.7	±0.1	
USMCR	94	±3	2	6	24	68	±6	3.6	±0.1	
ANG	93	±2	2	5	31	62	±3	3.5	±0.1	
USAFR	89	±2	1	7	29	63	±4	3.5	±0.1	
Enlisted	90	±1	2	6	27	64	±2	3.5	±0.1	
E1 – E4	88	±2	2	6	24	68	±3	3.6	±0.1	
E1 – E3	89	±3	2	3	22	73	±4	3.7	±0.1	
E4	88	±2	2	7	26	65	±3	3.5	±0.1	
E5 – E9	92	±1	2	7	29	61	±2	3.5	±0.1	
E5 – E7	92	±1	3	7	29	61	±2	3.5	±0.1	
E8 – E9	94	±2	1	7	29	62	±4	3.5	±0.1	
Officers	90	±2	3	9	32	56	±3	3.4	±0.1	
O1 – O3	89	±3	3	8	30	59	±4	3.4	±0.1	
O4 – O6	91	±2	2	9	34	55	±3	3.4	±0.1	
W1 – W5	87	±4	4	9	35	53	±6	3.4	±0.1	
Reserve Unit	90	±1	2	7	28	63	±2	3.5	±0.1	
AGR/FTS/AR	92	±2	2	6	29	62	±3	3.5	±0.1	
IMA	78	±4	3	9	28	60	±6	3.5	±0.1	
Not Activated Past 12 Months	90	±1	2	7	28	63	±2	3.5	±0.1	
Activated Past 12 Months	91	±2	3	7	27	63	±3	3.5	±0.1	
Not Deployed Past 12 Months	90	±1	2	7	28	63	±2	3.5	±0.1	
Deployed Past 12 Months	93	±2	3	8	27	62	±4	3.5	±0.1	
Non-Hispanic White	91	±1	2	7	29	62	±2	3.5	±0.1	
Total Minority	89	±2	3	6	26	66	±2	3.6	±0.1	
Non-Hispanic Black	89	±2	3	4	24	70	±4	3.6	±0.1	
Hispanic	89	±2	2	7	25	66	±4	3.5	±0.1	
FEMALES	87	±1	3	8	30	60	±2	3.5	±0.1	
Enlisted	87	±2	3	7	29	60	±2	3.5	±0.1	
E1 – E4	85	±2	3	7	28	63	±3	3.5	±0.1	
E5 – E9	89	±2	3	8	31	59	±3	3.5	±0.1	
Officers	88	±2	3	9	33	56	±3	3.4	±0.1	
O1 – O3	88	±3	3	9	31	56	±5	3.4	±0.1	
O4 – O6	88	±3	2	8	36	54	±4	3.4	±0.1	
Reserve Unit	87	±2	3	8	30	60	±2	3.5	±0.1	
AGR/FTS/AR	89	±3	3	5	30	62	±4	3.5	±0.1	
IMA	73	±6	3	8	35	53	±7	3.4	±0.2	
Non-Hispanic White	88	±2	3	8	31	58	±2	3.4	±0.1	
Total Minority	86	±2	3	7	29	62	±3	3.5	±0.1	
ARNG	87	±2	3	8	31	58	±3	3.4	±0.1	
Enlisted	87	±2	3	8	31	58	±3	3.4	±0.1	
Officers	87	±5	2	7	34	57	±7	3.5	±0.1	
USAR	84	±2	4	8	30	58	±3	3.4	±0.1	
Enlisted	83	±3	4	8	30	58	±4	3.4	±0.1	
Officers	86	±4	4	11	31	54	±6	3.3	±0.1	

Note. Percent responding are Reserve members who answered the question and who have had military training during the past 12 months on topics related to sexual assault (Q108).

2012 Workplace and Gender Relations Survey of Reserve Component Members

110b. Continued	Percent Responding		Percentages				Max ME	Average Effectiveness of Training		
			1	2	3	4				
USNR	92	±4	1	5	25	69	±5	3.6	±0.1	
Enlisted	91	±4	1	5	23	72	±6	3.7	±0.1	
Officers	97	±2	2	6	33	60	±6	3.5	±0.1	
USMCR	86	±5	2	6	32	60	±9	3.5	±0.2	
Enlisted	89	±6	2	5	30	63	±10	3.5	±0.2	
Officers	75	±10	2	14	44	40	±13	3.2	±0.2	
ANG	92	±2	2	7	30	61	±4	3.5	±0.1	
Enlisted	92	±2	3	7	29	61	±4	3.5	±0.1	
Officers	92	±3	1	8	34	57	±6	3.5	±0.1	
USAFR	87	±3	1	7	30	62	±4	3.5	±0.1	
Enlisted	88	±3	2	7	29	63	±5	3.5	±0.1	
Officers	84	±4	1	8	37	55	±6	3.5	±0.1	
MALES	91	±1	2	7	27	64	±2	3.5	±0.1	
Enlisted	91	±1	2	6	27	65	±2	3.5	±0.1	
E1 - E4	89	±2	2	5	24	69	±3	3.6	±0.1	
E5 - E9	93	±1	2	7	29	62	±2	3.5	±0.1	
Officers	90	±2	3	9	32	57	±3	3.4	±0.1	
O1 - O3	89	±3	3	8	30	59	±5	3.5	±0.1	
O4 - O6	91	±2	2	9	33	55	±4	3.4	±0.1	
Reserve Unit	91	±1	2	6	27	64	±2	3.5	±0.1	
AGR/FTS/AR	93	±2	2	7	29	63	±4	3.5	±0.1	
IMA	80	±5	2	9	27	62	±7	3.5	±0.1	
Non-Hispanic White	91	±1	2	7	29	62	±2	3.5	±0.1	
Total Minority	90	±2	2	5	25	67	±3	3.6	±0.1	
ARNG	90	±2	3	7	27	63	±3	3.5	±0.1	
Enlisted	90	±2	3	7	26	64	±3	3.5	±0.1	
Officers	89	±3	4	8	34	54	±5	3.4	±0.1	
USAR	90	±2	2	8	27	63	±3	3.5	±0.1	
Enlisted	90	±2	2	8	26	64	±4	3.5	±0.1	
Officers	86	±4	2	8	33	56	±6	3.4	±0.1	
USNR	95	±3	1	4	24	72	±4	3.7	±0.1	
Enlisted	94	±3	1	2	23	74	±5	3.7	±0.1	
Officers	96	±3	1	9	25	64	±6	3.5	±0.1	
USMCR	94	±3	2	6	24	68	±7	3.6	±0.1	
Enlisted	95	±3	2	5	23	70	±7	3.6	±0.1	
Officers	82	±5	3	12	34	50	±11	3.3	±0.2	
ANG	94	±2	2	4	31	62	±3	3.5	±0.1	
Enlisted	93	±2	2	4	30	63	±4	3.5	±0.1	
Officers	97	±3	2	6	35	56	±7	3.5	±0.1	
USAFR	90	±3	1	8	28	63	±5	3.5	±0.1	
Enlisted	90	±3	1	7	29	63	±5	3.5	±0.1	
Officers	92	±4	2	10	27	61	±7	3.5	±0.2	
USCGR	94	±2	2	7	37	54	±4	3.4	±0.1	
Enlisted	93	±2	1	7	37	54	±5	3.4	±0.1	
E1 - E4	94	±3	2	7	40	52	±6	3.4	±0.1	
E5 - E9	93	±3	1	7	36	56	±6	3.5	±0.1	
Officers	95	±2	2	9	37	52	±4	3.4	±0.1	
O1 - O3	96	±2	1	9	40	50	±5	3.4	±0.1	
O4 - O6	94	±3	2	10	37	51	±7	3.4	±0.1	
Females	92	±2	3	8	41	48	±4	3.3	±0.1	
Enlisted	92	±3	3	7	39	51	±5	3.4	±0.1	
Officers	92	±4	1	12	48	39	±7	3.2	±0.1	
Males	94	±2	1	7	37	55	±5	3.5	±0.1	
Enlisted	94	±3	1	7	37	55	±5	3.5	±0.1	
Officers	96	±2	2	8	35	55	±5	3.4	±0.1	

111. Are you aware of the following sources for understanding sexual assault prevention and response?

- a. The "My Strength is for Defending" campaign
- b. The Sexual Assault Prevention Web site (www.myduty.mil)
- c. My installation's Sexual Assault Awareness Month programs
- d. Safe Helpline

	Percent Responding		Percentages				Max ME	Aware of Specified Sexual Assault Resources		
			a	b	c	d				
TOTAL DOD	96	±1	46	67	65	71	±2	81.0	±1.0	
ARNG	96	±1	49	69	63	72	±2	80.0	±2.0	
USAR	96	±1	46	65	60	68	±3	79.0	±2.0	
USNR	96	±2	51	74	80	82	±4	90.0	±3.0	
USMCR	98	±2	46	65	66	73	±6	81.0	±5.0	
ANG	97	±1	40	64	72	71	±3	85.0	±2.0	
USAFR	96	±2	35	56	65	67	±4	78.0	±3.0	
Enlisted	96	±1	48	68	66	73	±2	82.0	±2.0	
E1 – E4	96	±1	51	70	65	75	±3	81.0	±2.0	
E1 – E3	97	±2	53	72	68	77	±4	83.0	±3.0	
E4	96	±1	50	68	63	73	±3	80.0	±3.0	
E5 – E9	97	±1	45	67	66	71	±2	82.0	±2.0	
E5 – E7	96	±1	46	66	66	71	±2	82.0	±2.0	
E8 – E9	98	±1	40	73	72	72	±4	87.0	±3.0	
Officers	97	±1	33	57	60	62	±2	77.0	±2.0	
O1 – O3	96	±2	36	56	58	62	±4	75.0	±4.0	
O4 – O6	98	±1	30	56	62	62	±3	79.0	±3.0	
W1 – W5	95	±3	37	61	60	64	±6	78.0	±5.0	
Reserve Unit	96	±1	46	67	64	71	±2	81.0	±1.0	
AGR/FTS/AR	97	±1	43	68	72	72	±3	84.0	±3.0	
IMA	98	±2	28	44	56	55	±5	68.0	±5.0	
Not Activated Past 12 Months	96	±1	45	66	64	71	±2	81.0	±2.0	
Activated Past 12 Months	96	±1	47	68	67	73	±3	82.0	±2.0	
Not Deployed Past 12 Months	96	±1	45	66	65	71	±2	81.0	±1.0	
Deployed Past 12 Months	97	±1	48	69	67	73	±4	81.0	±3.0	
Non-Hispanic White	97	±1	43	66	64	70	±2	80.0	±2.0	
Total Minority	96	±1	50	68	67	73	±2	82.0	±2.0	
Non-Hispanic Black	95	±2	51	72	68	77	±4	86.0	±3.0	
Hispanic	96	±2	51	66	66	71	±4	82.0	±3.0	
FEMALES	95	±1	37	60	59	69	±2	79.0	±2.0	
Enlisted	94	±1	39	62	60	70	±2	80.0	±2.0	
E1 – E4	93	±2	41	64	58	73	±3	80.0	±3.0	
E5 – E9	95	±1	36	60	61	68	±2	80.0	±2.0	
Officers	96	±1	26	50	56	60	±3	76.0	±3.0	
O1 – O3	96	±2	25	48	52	62	±5	74.0	±4.0	
O4 – O6	98	±2	26	52	60	57	±4	78.0	±4.0	
Reserve Unit	95	±1	37	60	58	69	±2	79.0	±2.0	
AGR/FTS/AR	95	±2	37	63	69	71	±4	85.0	±3.0	
IMA	97	±3	23	45	52	51	±6	69.0	±6.0	
Non-Hispanic White	95	±1	34	58	59	68	±2	79.0	±2.0	
Total Minority	94	±2	40	62	59	69	±3	80.0	±2.0	
ARNG	94	±2	40	62	58	69	±3	78.0	±3.0	
Enlisted	94	±2	41	63	58	70	±3	78.0	±3.0	
Officers	93	±3	27	56	57	60	±7	79.0	±6.0	
USAR	95	±2	35	58	52	65	±3	76.0	±3.0	
Enlisted	95	±2	37	61	53	67	±4	77.0	±3.0	
Officers	96	±2	24	49	47	56	±6	71.0	±5.0	

Note. Percent responding are Reserve members who answered the question.

2012 Workplace and Gender Relations Survey of Reserve Component Members

111. Continued	Percent Responding		Percentages				Max ME	Aware of Specified Sexual Assault Resources		
			a	b	c	d				
USNR	95	±3	43	67	76	82	±5	90.0	±3.0	
Enlisted	94	±4	44	68	75	84	±6	91.0	±4.0	
Officers	99	±1	37	62	77	75	±6	88.0	±4.0	
USMCR	95	±4	37	59	59	77	±9	82.0	±6.0	
Enlisted	94	±4	39	64	62	82	±10	86.0	±7.0	
Officers	95	±5	26	32	42	52	±11	63.0	±11.0	
ANG	96	±2	34	57	67	71	±4	83.0	±3.0	
Enlisted	96	±2	35	57	68	72	±4	83.0	±3.0	
Officers	96	±2	26	51	64	67	±6	81.0	±5.0	
USAFR	95	±2	30	56	63	64	±4	78.0	±4.0	
Enlisted	94	±3	33	60	65	67	±5	81.0	±4.0	
Officers	98	±2	18	39	56	54	±6	71.0	±5.0	
MALES	97	±1	48	68	66	72	±2	81.0	±2.0	
Enlisted	97	±1	50	70	67	73	±2	82.0	±2.0	
E1 - E4	97	±1	54	71	67	75	±3	82.0	±3.0	
E5 - E9	97	±1	47	69	67	72	±2	83.0	±2.0	
Officers	97	±1	35	58	61	63	±3	77.0	±3.0	
O1 - O3	96	±2	39	58	59	62	±5	75.0	±4.0	
O4 - O6	98	±1	31	57	62	63	±4	79.0	±3.0	
Reserve Unit	97	±1	48	68	66	72	±2	81.0	±2.0	
AGR/FTS/AR	97	±2	45	69	72	73	±4	84.0	±3.0	
IMA	98	±2	29	44	57	55	±6	67.0	±6.0	
Non-Hispanic White	97	±1	45	67	65	71	±2	81.0	±2.0	
Total Minority	96	±1	53	70	69	74	±3	83.0	±2.0	
ARNG	97	±1	50	70	63	72	±3	81.0	±2.0	
Enlisted	97	±1	52	72	64	73	±3	81.0	±2.0	
Officers	96	±2	39	62	57	62	±5	77.0	±5.0	
USAR	97	±2	49	67	62	70	±3	79.0	±3.0	
Enlisted	96	±2	52	69	64	72	±4	81.0	±3.0	
Officers	97	±2	35	59	55	58	±5	74.0	±5.0	
USNR	97	±2	53	76	81	82	±5	90.0	±3.0	
Enlisted	97	±2	59	79	83	84	±6	91.0	±4.0	
Officers	97	±2	35	67	76	74	±6	86.0	±5.0	
USMCR	98	±2	47	65	67	72	±7	81.0	±6.0	
Enlisted	98	±2	49	67	68	73	±7	81.0	±6.0	
Officers	97	±2	28	45	55	64	±8	75.0	±6.0	
ANG	98	±1	41	65	73	71	±4	85.0	±3.0	
Enlisted	97	±2	42	67	73	72	±4	85.0	±3.0	
Officers	99	±1	33	55	74	68	±7	83.0	±6.0	
USAFR	96	±2	37	56	66	68	±5	78.0	±4.0	
Enlisted	96	±2	40	61	68	70	±5	81.0	±5.0	
Officers	98	±2	24	39	59	57	±7	70.0	±7.0	
USCGR	97	±2	31	51	50	65	±4	72.0	±4.0	
Enlisted	97	±2	34	55	52	68	±4	74.0	±4.0	
E1 - E4	97	±2	41	59	51	76	±6	78.0	±5.0	
E5 - E9	97	±3	30	52	52	62	±6	70.0	±6.0	
Officers	99	±1	16	35	42	52	±4	64.0	±4.0	
O1 - O3	99	±1	16	33	43	53	±5	64.0	±5.0	
O4 - O6	99	±2	11	33	39	50	±7	61.0	±7.0	
Females	98	±2	17	37	37	61	±4	67.0	±4.0	
Enlisted	97	±2	20	40	39	64	±5	69.0	±5.0	
Officers	99	±2	5	25	28	50	±6	59.0	±6.0	
Males	97	±2	34	54	52	66	±4	73.0	±4.0	
Enlisted	97	±2	37	58	54	68	±5	74.0	±5.0	
Officers	99	±1	18	37	46	53	±5	65.0	±4.0	

112. Are the following statements true or false?

a. When you are in a social setting, it is your duty to stop a fellow Service member from doing something potentially harmful to themselves or others.

1. True

2. False

3. Don't know

	Percent Responding		Percentages			Max ME	Percentage Reporting True
			1	2	3		
TOTAL DOD	96	±1	94	1	5	±1	
ARNG	95	±1	94	1	5	±2	
USAR	95	±1	94	1	5	±2	
USNR	95	±2	94	1	5	±3	
USMCR	98	±2	93	0	7	±5	
ANG	97	±1	95	1	3	±2	
USAFR	95	±2	94	1	6	±2	
Enlisted	95	±1	93	1	6	±1	
E1 – E4	95	±1	92	1	7	±2	
E1 – E3	95	±2	91	1	8	±3	
E4	95	±2	92	1	7	±2	
E5 – E9	96	±1	95	1	4	±1	
E5 – E7	96	±1	95	1	4	±1	
E8 – E9	97	±2	98	0	2	±2	
Officers	96	±1	97	1	2	±1	
O1 – O3	96	±2	97	0	2	±2	
O4 – O6	97	±1	98	1	2	±2	
W1 – W5	93	±3	96	1	3	±3	
Reserve Unit	96	±1	94	1	5	±1	
AGR/FTS/AR	96	±2	95	1	4	±2	
IMA	96	±2	97	1	2	±2	
Not Activated Past 12 Months	96	±1	94	1	5	±1	
Activated Past 12 Months	95	±1	94	1	5	±2	
Not Deployed Past 12 Months	95	±1	94	1	5	±1	
Deployed Past 12 Months	97	±2	93	1	6	±3	
Non-Hispanic White	96	±1	95	1	5	±1	
Total Minority	95	±1	93	1	6	±2	
Non-Hispanic Black	94	±2	95	1	5	±2	
Hispanic	95	±2	93	1	6	±2	
FEMALES	93	±1	94	1	5	±1	
Enlisted	93	±1	94	1	6	±1	
E1 – E4	92	±2	91	1	8	±2	
E5 – E9	94	±1	96	1	3	±1	
Officers	96	±2	98	1	1	±1	
O1 – O3	96	±2	98	1	1	±2	
O4 – O6	97	±2	98	1	1	±2	
Reserve Unit	93	±1	94	1	5	±1	
AGR/FTS/AR	92	±2	97	1	2	±2	
IMA	95	±3	96	1	3	±4	
Non-Hispanic White	94	±1	96	1	4	±1	
Total Minority	92	±2	92	1	7	±2	
ARNG	92	±2	95	1	5	±2	
Enlisted	92	±2	95	1	5	±2	
Officers	93	±3	96	2	2	±4	
USAR	93	±2	93	1	6	±2	
Enlisted	93	±2	92	1	7	±3	
Officers	95	±2	98	0	1	±2	

Note. Percent responding are Reserve members who answered the question.

2012 Workplace and Gender Relations Survey of Reserve Component Members

112a. Continued	Percent Responding		Percentages			Max ME	Percentage Reporting True
			1	2	3		
USNR	93	±3	94	1	5	±4	
Enlisted	92	±4	93	1	6	±4	
Officers	98	±2	98	1	1	±3	
USMCR	93	±4	90	0	10	±7	
Enlisted	93	±5	89	0	11	±8	
Officers	94	±6	97	0	3	±7	
ANG	94	±2	95	1	4	±2	
Enlisted	94	±2	95	1	4	±2	
Officers	96	±2	100	0	0	±2	
USAFR	93	±2	95	1	4	±2	
Enlisted	92	±3	94	1	5	±3	
Officers	97	±2	97	1	1	±3	
MALES	96	±1	94	1	5	±1	
Enlisted	96	±1	93	1	6	±1	
E1 - E4	96	±2	92	1	7	±2	
E5 - E9	96	±1	95	1	4	±1	
Officers	97	±1	97	1	2	±1	
O1 - O3	96	±2	97	0	3	±2	
O4 - O6	98	±1	98	1	2	±2	
Reserve Unit	96	±1	94	1	5	±1	
AGR/FTS/AR	96	±2	95	1	4	±2	
IMA	96	±3	98	1	2	±3	
Non-Hispanic White	96	±1	94	1	5	±1	
Total Minority	96	±2	93	1	6	±2	
ARNG	96	±1	94	1	5	±2	
Enlisted	96	±1	93	1	6	±2	
Officers	96	±2	98	0	2	±2	
USAR	96	±2	94	1	5	±2	
Enlisted	96	±2	94	1	5	±2	
Officers	97	±2	97	0	3	±3	
USNR	96	±2	94	1	5	±3	
Enlisted	95	±3	93	1	6	±4	
Officers	97	±3	97	1	2	±3	
USMCR	98	±2	93	0	7	±5	
Enlisted	98	±2	92	0	8	±5	
Officers	96	±3	98	1	1	±3	
ANG	97	±2	95	1	3	±2	
Enlisted	97	±2	95	1	3	±2	
Officers	99	±2	96	2	2	±4	
USAFR	96	±2	93	1	6	±3	
Enlisted	95	±3	92	0	7	±4	
Officers	97	±3	98	1	1	±3	
USCGR	96	±2	94	1	5	±2	
Enlisted	95	±2	93	1	6	±3	
E1 - E4	96	±3	90	1	9	±4	
E5 - E9	95	±3	96	1	4	±4	
Officers	99	±1	97	1	2	±2	
O1 - O3	99	±1	95	1	4	±3	
O4 - O6	98	±2	99	1	0	±3	
Females	97	±2	95	1	4	±2	
Enlisted	96	±2	94	1	5	±3	
Officers	98	±2	98	1	1	±3	
Males	96	±2	94	1	6	±3	
Enlisted	95	±2	93	1	6	±3	
Officers	99	±1	97	1	2	±2	

112. Are the following statements true or false?

b. If you tell a Sexual Assault Response Coordinator (SARC) or Victims' Advocate (VA) that you were sexually assaulted, the SARC/VA is not always required to provide your name to your commander.

1. True

2. False

3. Don't know

	Percent Responding		Percentages			Max ME	Percentage Reporting True
			1	2	3		
TOTAL DOD	95	±1	64	12	25	±2	
ARNG	95	±1	63	11	25	±2	
USAR	95	±2	58	14	28	±3	
USNR	95	±2	71	11	18	±4	
USMCR	98	±2	69	10	21	±6	
ANG	97	±1	68	11	21	±3	
USAFR	95	±2	66	9	25	±4	
Enlisted	95	±1	63	12	25	±2	
E1 - E4	95	±1	59	12	29	±3	
E1 - E3	94	±2	59	11	30	±4	
E4	95	±2	59	13	28	±3	
E5 - E9	96	±1	66	12	22	±2	
E5 - E7	96	±1	66	12	23	±2	
E8 - E9	97	±2	71	12	18	±4	
Officers	96	±1	69	10	21	±2	
O1 - O3	96	±2	69	10	21	±4	
O4 - O6	97	±1	70	11	20	±3	
W1 - W5	93	±3	65	11	24	±6	
Reserve Unit	95	±1	63	11	25	±2	
AGR/FTS/AR	96	±2	66	14	20	±3	
IMA	96	±2	67	8	25	±5	
Not Activated Past 12 Months	96	±1	63	12	25	±2	
Activated Past 12 Months	95	±1	65	11	24	±3	
Not Deployed Past 12 Months	95	±1	63	12	25	±2	
Deployed Past 12 Months	96	±2	68	11	21	±4	
Non-Hispanic White	96	±1	66	11	24	±2	
Total Minority	94	±1	60	14	26	±2	
Non-Hispanic Black	94	±2	62	15	23	±4	
Hispanic	95	±2	58	13	29	±4	
FEMALES	93	±1	63	12	25	±2	
Enlisted	93	±1	62	12	26	±2	
E1 - E4	91	±2	58	13	29	±3	
E5 - E9	94	±1	65	12	23	±2	
Officers	95	±2	71	9	20	±3	
O1 - O3	94	±3	68	10	22	±4	
O4 - O6	97	±2	74	9	17	±4	
Reserve Unit	93	±1	63	11	26	±2	
AGR/FTS/AR	93	±2	66	15	19	±4	
IMA	95	±3	66	9	26	±6	
Non-Hispanic White	94	±1	67	10	23	±2	
Total Minority	92	±2	59	14	27	±3	
ARNG	92	±2	63	12	26	±3	
Enlisted	92	±2	61	12	27	±3	
Officers	92	±4	71	11	18	±6	
USAR	93	±2	58	14	28	±3	
Enlisted	92	±2	55	15	30	±4	
Officers	94	±4	67	9	24	±5	

Note. Percent responding are Reserve members who answered the question.

2012 Workplace and Gender Relations Survey of Reserve Component Members

112b. Continued	Percent Responding		Percentages			Max ME	Percentage Reporting True
			1	2	3		
USNR	93	±4	68	13	19	±5	
Enlisted	91	±4	67	13	19	±6	
Officers	99	±2	72	12	16	±5	
USMCR	93	±4	65	11	24	±9	
Enlisted	93	±5	63	12	25	±10	
Officers	94	±6	76	4	19	±11	
ANG	94	±2	70	9	21	±3	
Enlisted	94	±2	69	9	21	±4	
Officers	96	±3	74	9	17	±6	
USAFR	94	±2	69	8	23	±4	
Enlisted	93	±3	67	8	25	±5	
Officers	98	±2	75	7	18	±5	
MALES	96	±1	64	12	24	±2	
Enlisted	96	±1	63	12	25	±2	
E1 - E4	95	±2	59	12	29	±3	
E5 - E9	96	±1	66	12	22	±2	
Officers	97	±1	69	10	21	±3	
O1 - O3	96	±2	69	10	21	±4	
O4 - O6	97	±1	69	11	20	±4	
Reserve Unit	96	±1	64	12	25	±2	
AGR/FTS/AR	96	±2	66	14	20	±4	
IMA	96	±3	67	8	25	±6	
Non-Hispanic White	96	±1	66	11	24	±2	
Total Minority	95	±2	60	14	26	±3	
ARNG	96	±1	63	11	25	±3	
Enlisted	96	±1	63	12	26	±3	
Officers	96	±2	69	10	21	±5	
USAR	95	±2	58	14	27	±3	
Enlisted	95	±2	57	15	28	±4	
Officers	96	±2	66	11	23	±5	
USNR	96	±2	71	10	18	±5	
Enlisted	96	±3	72	10	19	±6	
Officers	97	±2	70	12	18	±6	
USMCR	98	±2	69	10	21	±7	
Enlisted	98	±2	69	10	21	±7	
Officers	95	±3	68	9	23	±10	
ANG	97	±2	67	11	21	±3	
Enlisted	97	±2	67	12	22	±4	
Officers	99	±2	71	11	18	±6	
USAFR	95	±2	65	9	26	±5	
Enlisted	95	±3	64	9	27	±5	
Officers	97	±3	70	8	22	±7	
USCGR	96	±2	59	10	31	±4	
Enlisted	96	±2	58	10	32	±5	
E1 - E4	96	±2	57	11	32	±6	
E5 - E9	95	±3	59	10	32	±6	
Officers	98	±1	63	9	28	±4	
O1 - O3	98	±2	58	10	31	±5	
O4 - O6	98	±2	68	7	25	±6	
Females	96	±2	61	12	27	±4	
Enlisted	96	±2	59	13	28	±5	
Officers	98	±2	68	8	24	±6	
Males	96	±2	58	10	32	±5	
Enlisted	96	±2	58	10	33	±5	
Officers	98	±2	61	9	29	±5	

112. Are the following statements true or false?

c. Your communications with a SARC or VA are protected by the Victim Advocate Privilege (MRE 514).

1. True

2. False

3. Don't know

	Percent Responding		Percentages			Max ME	Percentage Reporting True
			1	2	3		
TOTAL DOD	95	±1	79	1	20	±1	
ARNG	95	±1	78	2	20	±2	
USAR	95	±2	78	1	21	±3	
USNR	95	±2	83	1	16	±3	
USMCR	97	±2	82	0	18	±6	
ANG	96	±1	80	1	19	±3	
USAFR	95	±2	77	1	21	±3	
Enlisted	95	±1	78	1	20	±2	
E1 – E4	94	±1	76	1	22	±2	
E1 – E3	94	±2	75	2	23	±4	
E4	95	±2	77	1	22	±3	
E5 – E9	95	±1	80	1	19	±2	
E5 – E7	95	±1	80	1	19	±2	
E8 – E9	96	±2	82	1	17	±3	
Officers	96	±1	81	1	17	±2	
O1 – O3	95	±2	80	1	18	±3	
O4 – O6	97	±1	83	2	15	±3	
W1 – W5	93	±3	78	1	21	±5	
Reserve Unit	95	±1	78	1	20	±2	
AGR/FTS/AR	95	±2	82	2	17	±3	
IMA	96	±2	78	1	21	±5	
Not Activated Past 12 Months	95	±1	78	1	20	±2	
Activated Past 12 Months	95	±1	80	1	18	±3	
Not Deployed Past 12 Months	95	±1	79	1	20	±2	
Deployed Past 12 Months	96	±2	79	2	19	±3	
Non-Hispanic White	96	±1	81	1	18	±2	
Total Minority	94	±1	75	2	23	±2	
Non-Hispanic Black	93	±2	79	1	19	±3	
Hispanic	95	±2	72	2	26	±4	
FEMALES	93	±1	78	1	20	±2	
Enlisted	92	±1	78	1	21	±2	
E1 – E4	91	±2	76	1	23	±3	
E5 – E9	93	±1	79	1	20	±2	
Officers	95	±2	81	1	17	±3	
O1 – O3	94	±3	80	1	19	±4	
O4 – O6	97	±2	83	2	15	±3	
Reserve Unit	93	±1	78	1	21	±2	
AGR/FTS/AR	92	±3	80	1	19	±4	
IMA	95	±3	76	2	23	±6	
Non-Hispanic White	94	±1	80	1	19	±2	
Total Minority	91	±2	76	1	23	±2	
ARNG	92	±2	79	1	20	±3	
Enlisted	92	±2	78	1	20	±3	
Officers	92	±4	84	1	15	±6	
USAR	93	±2	77	1	22	±3	
Enlisted	92	±2	76	1	24	±3	
Officers	94	±4	82	1	17	±5	

Note. Percent responding are Reserve members who answered the question.

2012 Workplace and Gender Relations Survey of Reserve Component Members

112c. Continued	Percent Responding		Percentages			Max ME	Percentage Reporting True
			1	2	3		
USNR	93	±3	84	1	15	±4	
Enlisted	92	±4	83	1	16	±5	
Officers	99	±2	86	2	13	±4	
USMCR	93	±4	76	1	23	±8	
Enlisted	93	±5	76	1	23	±9	
Officers	92	±6	76	0	24	±11	
ANG	94	±2	78	2	20	±3	
Enlisted	94	±2	78	2	21	±4	
Officers	95	±3	83	1	16	±5	
USAFR	93	±2	76	2	22	±4	
Enlisted	92	±3	77	2	22	±4	
Officers	97	±2	75	3	22	±5	
MALES	96	±1	79	1	20	±2	
Enlisted	96	±1	78	1	20	±2	
E1 - E4	95	±2	76	2	22	±3	
E5 - E9	96	±1	80	1	19	±2	
Officers	96	±1	81	1	17	±2	
O1 - O3	96	±2	80	1	18	±4	
O4 - O6	97	±1	83	1	15	±3	
Reserve Unit	96	±1	79	1	20	±2	
AGR/FTS/AR	96	±2	82	2	16	±3	
IMA	96	±3	78	1	21	±6	
Non-Hispanic White	96	±1	81	1	18	±2	
Total Minority	95	±2	75	2	23	±3	
ARNG	95	±1	78	2	20	±2	
Enlisted	95	±1	78	2	21	±3	
Officers	96	±2	82	2	16	±4	
USAR	95	±2	78	1	21	±3	
Enlisted	95	±2	77	2	21	±3	
Officers	96	±2	81	0	18	±5	
USNR	95	±2	83	1	16	±4	
Enlisted	95	±3	83	1	16	±5	
Officers	96	±3	82	2	16	±5	
USMCR	97	±2	82	0	18	±6	
Enlisted	98	±2	82	0	18	±6	
Officers	95	±3	84	1	15	±5	
ANG	97	±2	80	1	19	±3	
Enlisted	97	±2	79	1	19	±3	
Officers	98	±2	84	2	14	±6	
USAFR	95	±2	77	1	21	±4	
Enlisted	95	±3	78	1	21	±5	
Officers	97	±3	76	2	22	±6	
USCGR	96	±2	72	1	28	±4	
Enlisted	96	±2	72	1	27	±4	
E1 - E4	95	±3	71	1	28	±5	
E5 - E9	96	±3	73	1	27	±6	
Officers	98	±1	70	1	29	±4	
O1 - O3	99	±2	64	1	35	±5	
O4 - O6	98	±2	73	1	25	±6	
Females	96	±2	72	2	27	±4	
Enlisted	96	±2	73	1	26	±5	
Officers	98	±2	66	2	32	±6	
Males	96	±2	72	1	28	±4	
Enlisted	96	±2	72	1	28	±5	
Officers	99	±1	71	1	28	±4	

112. Are the following statements true or false?

d. If you were to experience unwanted sexual touching, but not rape, you could report your experience to a SARC or VA.

1. True

2. False

3. Don't know

	Percent Responding		Percentages			Max ME	Percentage Reporting True
			1	2	3		
TOTAL DOD	95	±1	89	1	10	±1	
ARNG	95	±1	88	1	10	±2	
USAR	95	±2	87	2	11	±2	
USNR	95	±2	93	1	6	±3	
USMCR	97	±2	88	2	10	±5	
ANG	96	±1	91	1	7	±2	
USAFR	95	±2	91	1	9	±3	
Enlisted	95	±1	88	1	10	±1	
E1 - E4	95	±1	86	2	13	±2	
E1 - E3	94	±2	84	2	14	±3	
E4	95	±2	87	2	12	±2	
E5 - E9	96	±1	91	1	8	±1	
E5 - E7	96	±1	90	1	8	±2	
E8 - E9	97	±2	94	1	5	±2	
Officers	96	±1	92	1	6	±2	
O1 - O3	95	±2	92	2	6	±3	
O4 - O6	97	±1	93	1	6	±2	
W1 - W5	93	±3	90	1	9	±4	
Reserve Unit	95	±1	89	1	10	±1	
AGR/FTS/AR	96	±2	91	2	7	±2	
IMA	96	±2	92	0	7	±3	
Not Activated Past 12 Months	95	±1	89	1	10	±1	
Activated Past 12 Months	95	±1	89	1	10	±2	
Not Deployed Past 12 Months	95	±1	89	1	10	±1	
Deployed Past 12 Months	96	±2	89	1	9	±3	
Non-Hispanic White	96	±1	89	1	9	±1	
Total Minority	95	±1	88	1	11	±2	
Non-Hispanic Black	94	±2	89	1	9	±3	
Hispanic	95	±2	88	1	11	±3	
FEMALES	93	±1	88	1	11	±2	
Enlisted	93	±1	87	1	11	±2	
E1 - E4	92	±2	85	1	14	±2	
E5 - E9	94	±1	90	1	9	±2	
Officers	95	±2	92	1	7	±2	
O1 - O3	94	±3	90	1	8	±3	
O4 - O6	97	±2	93	1	6	±3	
Reserve Unit	93	±1	88	1	11	±2	
AGR/FTS/AR	93	±2	91	2	7	±3	
IMA	95	±3	89	0	10	±5	
Non-Hispanic White	94	±1	89	1	10	±2	
Total Minority	92	±2	87	2	12	±2	
ARNG	92	±2	87	1	12	±2	
Enlisted	92	±2	86	1	13	±3	
Officers	92	±4	93	1	6	±4	
USAR	93	±2	86	1	13	±3	
Enlisted	93	±2	85	1	13	±3	
Officers	94	±4	89	1	10	±4	

Note. Percent responding are Reserve members who answered the question.

2012 Workplace and Gender Relations Survey of Reserve Component Members

112d. Continued	Percent Responding		Percentages			Max ME	Percentage Reporting True
			1	2	3		
USNR	93	±3	91	1	8	±4	
Enlisted	92	±4	91	0	9	±5	
Officers	98	±2	93	2	4	±4	
USMCR	93	±4	86	1	13	±8	
Enlisted	93	±5	85	1	14	±9	
Officers	92	±6	90	0	10	±9	
ANG	95	±2	90	2	8	±3	
Enlisted	94	±2	90	2	9	±3	
Officers	96	±3	95	1	4	±3	
USAFR	94	±2	91	1	7	±3	
Enlisted	93	±3	91	1	8	±3	
Officers	98	±2	93	1	6	±4	
MALES	96	±1	89	1	9	±1	
Enlisted	96	±1	89	1	10	±2	
E1 - E4	95	±2	86	2	13	±2	
E5 - E9	96	±1	91	1	8	±2	
Officers	96	±1	93	1	6	±2	
O1 - O3	96	±2	92	2	5	±3	
O4 - O6	97	±1	93	1	6	±2	
Reserve Unit	96	±1	89	1	10	±2	
AGR/FTS/AR	96	±2	91	2	7	±3	
IMA	96	±3	93	0	6	±4	
Non-Hispanic White	96	±1	90	2	9	±2	
Total Minority	95	±2	88	1	10	±2	
ARNG	96	±1	88	1	10	±2	
Enlisted	96	±1	88	1	11	±2	
Officers	96	±2	92	2	6	±3	
USAR	96	±2	88	2	10	±3	
Enlisted	95	±2	87	2	11	±3	
Officers	96	±2	91	1	8	±4	
USNR	96	±2	93	1	6	±3	
Enlisted	96	±3	93	1	6	±4	
Officers	97	±3	94	2	4	±4	
USMCR	97	±2	88	2	10	±5	
Enlisted	98	±3	88	2	10	±6	
Officers	95	±3	90	5	5	±14	
ANG	97	±2	91	1	7	±2	
Enlisted	97	±2	91	1	8	±3	
Officers	99	±2	95	1	5	±4	
USAFR	95	±2	90	1	9	±3	
Enlisted	95	±3	90	1	10	±4	
Officers	97	±3	93	0	7	±5	
USCGR	96	±2	86	1	13	±3	
Enlisted	95	±2	85	1	13	±4	
E1 - E4	95	±3	82	2	16	±5	
E5 - E9	96	±3	88	0	12	±5	
Officers	99	±1	88	0	12	±3	
O1 - O3	99	±1	84	0	16	±4	
O4 - O6	98	±2	93	0	7	±4	
Females	96	±2	86	1	13	±3	
Enlisted	95	±2	86	1	13	±4	
Officers	98	±2	89	0	11	±5	
Males	96	±2	86	1	13	±4	
Enlisted	95	±2	85	1	13	±4	
Officers	99	±1	88	0	12	±3	

112. Are the following statements true or false?

e. If you are sexually assaulted, you can trust the military system to protect your privacy.

1. True

2. False

3. Don't know

	Percent Responding		Percentages			Max ME	Percentage Reporting True
			1	2	3		
TOTAL DOD	95	±1	78	8	14	±1	
ARNG	95	±1	78	8	14	±2	
USAR	95	±2	77	8	16	±2	
USNR	95	±2	80	8	11	±3	
USMCR	98	±2	81	6	14	±5	
ANG	96	±1	78	8	14	±3	
USAFR	94	±2	74	9	18	±3	
Enlisted	95	±1	78	8	14	±2	
E1 – E4	94	±1	80	6	14	±2	
E1 – E3	94	±2	82	5	13	±3	
E4	94	±2	78	7	15	±3	
E5 – E9	96	±1	77	9	15	±2	
E5 – E7	95	±1	77	9	15	±2	
E8 – E9	96	±2	79	8	13	±3	
Officers	96	±1	75	10	14	±2	
O1 – O3	95	±2	76	10	14	±3	
O4 – O6	97	±1	75	10	14	±3	
W1 – W5	93	±3	75	10	16	±6	
Reserve Unit	95	±1	78	8	14	±2	
AGR/FTS/AR	95	±2	74	11	15	±3	
IMA	95	±2	71	11	17	±5	
Not Activated Past 12 Months	95	±1	78	8	14	±2	
Activated Past 12 Months	95	±1	77	9	14	±3	
Not Deployed Past 12 Months	95	±1	78	8	14	±1	
Deployed Past 12 Months	96	±2	75	10	14	±3	
Non-Hispanic White	96	±1	78	8	14	±2	
Total Minority	94	±1	77	8	15	±2	
Non-Hispanic Black	93	±2	79	6	15	±3	
Hispanic	94	±2	77	8	15	±3	
FEMALES	93	±1	70	13	17	±2	
Enlisted	92	±1	71	12	17	±2	
E1 – E4	91	±2	74	10	16	±3	
E5 – E9	93	±1	68	14	18	±2	
Officers	95	±2	64	18	19	±3	
O1 – O3	94	±3	65	16	19	±4	
O4 – O6	96	±2	62	20	18	±4	
Reserve Unit	93	±1	71	12	17	±2	
AGR/FTS/AR	92	±2	65	17	18	±4	
IMA	94	±3	65	18	18	±6	
Non-Hispanic White	94	±1	70	14	17	±2	
Total Minority	91	±2	70	11	18	±3	
ARNG	92	±2	71	14	16	±3	
Enlisted	92	±2	71	13	16	±3	
Officers	91	±4	68	18	14	±6	
USAR	93	±2	68	13	18	±3	
Enlisted	93	±2	70	12	17	±3	
Officers	94	±4	60	17	22	±5	

Note. Percent responding are Reserve members who answered the question.

2012 Workplace and Gender Relations Survey of Reserve Component Members

112e. Continued	Percent Responding		Percentages			Max ME	Percentage Reporting True
			1	2	3		
USNR	93	±4	75	8	17	±5	
Enlisted	91	±4	77	6	16	±6	
Officers	98	±2	65	14	20	±6	
USMCR	93	±4	61	16	23	±9	
Enlisted	93	±5	64	12	24	±10	
Officers	91	±7	45	34	20	±12	
ANG	94	±2	70	11	19	±3	
Enlisted	94	±2	71	11	19	±4	
Officers	96	±3	65	16	19	±6	
USAFR	93	±2	69	13	18	±4	
Enlisted	92	±3	70	11	18	±5	
Officers	97	±2	65	19	16	±5	
MALES	96	±1	79	7	14	±2	
Enlisted	96	±1	80	7	14	±2	
E1 - E4	95	±2	81	6	14	±3	
E5 - E9	96	±1	79	8	14	±2	
Officers	96	±1	78	9	13	±3	
O1 - O3	96	±2	79	8	13	±4	
O4 - O6	97	±1	78	9	14	±3	
Reserve Unit	96	±1	80	7	14	±2	
AGR/FTS/AR	96	±2	76	9	15	±3	
IMA	96	±3	73	10	17	±6	
Non-Hispanic White	96	±1	80	7	13	±2	
Total Minority	95	±2	79	7	15	±3	
ARNG	96	±1	79	7	13	±2	
Enlisted	96	±1	79	7	13	±3	
Officers	96	±2	79	9	12	±4	
USAR	95	±2	79	6	15	±3	
Enlisted	95	±2	80	6	14	±3	
Officers	96	±2	77	7	16	±5	
USNR	95	±2	82	8	10	±4	
Enlisted	95	±3	82	8	10	±5	
Officers	96	±3	80	10	10	±6	
USMCR	98	±2	82	5	13	±6	
Enlisted	98	±2	82	5	13	±6	
Officers	95	±3	83	7	11	±5	
ANG	97	±2	79	7	13	±3	
Enlisted	97	±2	80	7	13	±3	
Officers	99	±2	77	9	14	±6	
USAFR	95	±2	75	7	18	±4	
Enlisted	95	±3	75	6	18	±5	
Officers	97	±3	76	9	15	±7	
USCGR	96	±2	71	10	19	±4	
Enlisted	96	±2	72	9	19	±4	
E1 - E4	96	±2	73	8	19	±5	
E5 - E9	96	±3	72	9	19	±6	
Officers	98	±2	63	17	20	±4	
O1 - O3	97	±2	63	13	24	±5	
O4 - O6	98	±2	61	23	16	±6	
Females	96	±2	59	16	25	±4	
Enlisted	96	±2	62	14	24	±5	
Officers	98	±2	49	22	28	±6	
Males	96	±2	73	9	18	±4	
Enlisted	96	±2	74	8	18	±5	
Officers	98	±2	67	16	17	±4	

112. Are the following statements true or false?

f. If you are sexually assaulted, you can trust the military system to ensure your safety following the incident.

1. True

2. False

3. Don't know

	Percent Responding		Percentages			Max ME	Percentage Reporting True
			1	2	3		
TOTAL DOD	95	±1	81	5	13	±1	
ARNG	95	±1	81	5	13	±2	
USAR	94	±2	80	6	14	±2	
USNR	95	±2	85	6	9	±3	
USMCR	98	±2	84	5	11	±5	
ANG	96	±1	83	5	12	±2	
USAFR	95	±2	79	5	16	±3	
Enlisted	95	±1	81	5	13	±2	
E1 – E4	94	±1	83	4	14	±2	
E1 – E3	94	±2	85	3	12	±3	
E4	94	±2	81	4	15	±3	
E5 – E9	95	±1	80	7	13	±2	
E5 – E7	95	±1	80	7	13	±2	
E8 – E9	97	±2	82	6	12	±3	
Officers	96	±1	82	6	12	±2	
O1 – O3	95	±2	82	6	12	±3	
O4 – O6	97	±1	82	7	11	±3	
W1 – W5	93	±3	80	7	14	±5	
Reserve Unit	95	±1	82	5	13	±1	
AGR/FTS/AR	95	±2	79	8	13	±3	
IMA	94	±3	80	7	13	±5	
Not Activated Past 12 Months	95	±1	82	5	13	±1	
Activated Past 12 Months	95	±2	81	6	13	±3	
Not Deployed Past 12 Months	95	±1	82	5	13	±1	
Deployed Past 12 Months	96	±2	79	7	14	±3	
Non-Hispanic White	96	±1	82	6	12	±2	
Total Minority	94	±1	80	5	15	±2	
Non-Hispanic Black	93	±2	81	4	15	±3	
Hispanic	94	±2	81	4	15	±3	
FEMALES	93	±1	74	9	17	±2	
Enlisted	92	±1	75	8	17	±2	
E1 – E4	91	±2	77	6	16	±3	
E5 – E9	93	±1	73	10	17	±2	
Officers	95	±2	71	12	17	±3	
O1 – O3	94	±3	72	10	18	±4	
O4 – O6	96	±2	69	15	16	±4	
Reserve Unit	93	±1	75	8	17	±2	
AGR/FTS/AR	92	±2	71	13	16	±4	
IMA	94	±4	72	11	18	±6	
Non-Hispanic White	94	±1	75	10	15	±2	
Total Minority	91	±2	73	8	19	±3	
ARNG	92	±2	75	9	16	±3	
Enlisted	92	±2	75	8	17	±3	
Officers	91	±4	75	13	12	±6	
USAR	93	±2	71	11	19	±3	
Enlisted	92	±2	72	10	18	±3	
Officers	94	±4	65	13	21	±5	

Note. Percent responding are Reserve members who answered the question.

2012 Workplace and Gender Relations Survey of Reserve Component Members

112f. Continued	Percent Responding		Percentages			Max ME	Percentage Reporting True
			1	2	3		
USNR	92	±4	80	7	13	±4	
Enlisted	91	±4	81	6	13	±5	
Officers	98	±2	73	11	15	±5	
USMCR	93	±4	70	12	18	±8	
Enlisted	93	±5	73	10	18	±10	
Officers	91	±7	56	23	20	±12	
ANG	94	±2	77	8	15	±3	
Enlisted	94	±2	77	7	15	±4	
Officers	96	±3	75	8	17	±5	
USAFR	93	±2	76	8	16	±4	
Enlisted	92	±3	76	7	17	±4	
Officers	98	±2	74	11	15	±5	
MALES	96	±1	83	5	12	±2	
Enlisted	95	±1	83	5	13	±2	
E1 - E4	95	±2	84	3	13	±3	
E5 - E9	96	±1	82	6	13	±2	
Officers	96	±1	84	5	11	±2	
O1 - O3	96	±2	85	5	11	±4	
O4 - O6	97	±1	85	5	10	±3	
Reserve Unit	96	±1	83	4	13	±2	
AGR/FTS/AR	96	±2	81	7	12	±3	
IMA	94	±3	83	5	12	±6	
Non-Hispanic White	96	±1	83	5	12	±2	
Total Minority	95	±2	82	4	14	±3	
ARNG	95	±1	82	5	13	±2	
Enlisted	95	±2	82	5	13	±2	
Officers	96	±2	84	5	12	±4	
USAR	95	±2	82	4	13	±3	
Enlisted	95	±2	82	4	13	±3	
Officers	96	±2	82	5	12	±4	
USNR	96	±2	86	6	9	±4	
Enlisted	95	±3	85	6	9	±5	
Officers	96	±3	88	5	7	±5	
USMCR	98	±2	85	4	11	±5	
Enlisted	98	±2	84	5	11	±6	
Officers	95	±3	89	4	7	±5	
ANG	97	±2	84	4	11	±3	
Enlisted	97	±2	84	4	11	±3	
Officers	98	±2	85	6	9	±5	
USAFR	95	±2	80	4	16	±4	
Enlisted	95	±3	79	4	17	±5	
Officers	97	±3	87	5	9	±6	
USCGR	96	±2	79	5	16	±3	
Enlisted	96	±2	80	4	16	±4	
E1 - E4	96	±2	80	3	17	±5	
E5 - E9	96	±3	79	5	16	±5	
Officers	98	±1	78	7	15	±3	
O1 - O3	98	±2	76	6	18	±5	
O4 - O6	98	±2	80	9	11	±5	
Females	96	±2	70	9	21	±4	
Enlisted	96	±2	72	9	20	±5	
Officers	96	±3	63	12	25	±6	
Males	96	±2	81	4	15	±4	
Enlisted	96	±2	81	4	15	±4	
Officers	99	±1	82	6	12	±4	

112. Are the following statements true or false?
g. If you are sexually assaulted, you can trust the military system to treat you with dignity and respect.

1. True

2. False

3. Don't know

	Percent Responding		Percentages			Max ME	Percentage Reporting True
			1	2	3		
TOTAL DOD	95	±1	83	5	13	±1	
ARNG	95	±1	83	4	13	±2	
USAR	94	±2	81	5	14	±2	
USNR	95	±2	86	4	10	±3	
USMCR	97	±2	84	5	11	±5	
ANG	96	±1	85	4	11	±2	
USAFR	95	±2	81	4	15	±3	
Enlisted	95	±1	82	4	13	±1	
E1 – E4	94	±1	83	3	13	±2	
E1 – E3	94	±2	85	3	12	±3	
E4	94	±2	82	4	14	±3	
E5 – E9	95	±1	82	5	13	±2	
E5 – E7	95	±1	81	6	13	±2	
E8 – E9	96	±2	84	4	12	±3	
Officers	96	±1	84	5	11	±2	
O1 – O3	95	±2	83	5	11	±3	
O4 – O6	97	±1	86	5	10	±2	
W1 – W5	92	±3	80	5	15	±5	
Reserve Unit	95	±1	83	4	13	±1	
AGR/FTS/AR	95	±2	81	6	13	±3	
IMA	95	±3	81	5	14	±4	
Not Activated Past 12 Months	95	±1	83	4	13	±1	
Activated Past 12 Months	95	±1	81	5	13	±2	
Not Deployed Past 12 Months	95	±1	83	4	13	±1	
Deployed Past 12 Months	96	±2	81	5	13	±3	
Non-Hispanic White	95	±1	83	5	12	±2	
Total Minority	94	±1	81	4	15	±2	
Non-Hispanic Black	93	±2	83	3	14	±3	
Hispanic	94	±2	82	4	13	±3	
FEMALES	92	±1	75	8	17	±2	
Enlisted	92	±1	76	8	16	±2	
E1 – E4	91	±2	78	6	16	±3	
E5 – E9	93	±1	74	9	17	±2	
Officers	95	±2	73	10	17	±3	
O1 – O3	94	±3	73	9	18	±4	
O4 – O6	97	±2	73	11	16	±4	
Reserve Unit	93	±1	76	8	17	±2	
AGR/FTS/AR	91	±3	73	10	17	±4	
IMA	94	±3	72	10	18	±6	
Non-Hispanic White	94	±1	76	8	16	±2	
Total Minority	91	±2	75	7	18	±2	
ARNG	92	±2	75	8	17	±3	
Enlisted	92	±2	75	8	17	±3	
Officers	92	±4	74	11	14	±6	
USAR	93	±2	72	10	18	±3	
Enlisted	92	±2	73	9	17	±3	
Officers	94	±4	68	11	21	±5	

Note. Percent responding are Reserve members who answered the question.

2012 Workplace and Gender Relations Survey of Reserve Component Members

112g. Continued	Percent Responding		Percentages			Max ME	Percentage Reporting True
			1	2	3		
USNR	92	±4	82	5	13	±4	
Enlisted	90	±4	83	4	13	±5	
Officers	99	±2	79	7	14	±5	
USMCR	93	±4	68	12	20	±8	
Enlisted	93	±5	70	10	20	±10	
Officers	89	±7	54	25	21	±12	
ANG	94	±2	78	6	16	±3	
Enlisted	94	±2	78	6	16	±4	
Officers	95	±3	76	6	18	±6	
USAFR	93	±2	78	6	15	±4	
Enlisted	92	±3	79	6	16	±4	
Officers	97	±2	76	9	14	±5	
MALES	95	±1	84	4	12	±2	
Enlisted	95	±1	84	4	12	±2	
E1 - E4	95	±2	84	3	13	±2	
E5 - E9	96	±1	83	5	12	±2	
Officers	96	±1	87	4	9	±2	
O1 - O3	95	±2	86	4	10	±4	
O4 - O6	97	±1	88	3	8	±3	
Reserve Unit	95	±1	84	4	12	±2	
AGR/FTS/AR	96	±2	83	6	12	±3	
IMA	95	±3	84	4	12	±5	
Non-Hispanic White	96	±1	85	4	11	±2	
Total Minority	95	±2	83	3	14	±2	
ARNG	95	±1	84	4	12	±2	
Enlisted	95	±2	83	4	13	±2	
Officers	96	±2	87	4	9	±4	
USAR	95	±2	83	4	13	±3	
Enlisted	95	±2	83	4	13	±3	
Officers	95	±2	83	4	13	±4	
USNR	95	±2	87	4	9	±4	
Enlisted	95	±3	87	4	9	±5	
Officers	97	±3	88	3	9	±5	
USMCR	97	±2	85	5	10	±5	
Enlisted	98	±2	85	4	11	±6	
Officers	95	±3	86	8	6	±11	
ANG	97	±2	86	4	10	±3	
Enlisted	97	±2	86	4	10	±3	
Officers	98	±2	87	4	9	±5	
USAFR	95	±2	82	3	15	±4	
Enlisted	95	±3	80	3	17	±5	
Officers	97	±3	90	3	7	±5	
USCGR	96	±2	81	4	16	±3	
Enlisted	95	±2	81	3	16	±4	
E1 - E4	96	±3	83	2	14	±5	
E5 - E9	95	±3	80	4	17	±5	
Officers	98	±2	78	6	15	±3	
O1 - O3	99	±1	75	5	21	±5	
O4 - O6	97	±3	83	8	9	±5	
Females	95	±2	72	7	20	±4	
Enlisted	95	±3	74	6	20	±5	
Officers	98	±2	67	10	23	±6	
Males	96	±2	82	3	15	±4	
Enlisted	96	±2	83	3	15	±4	
Officers	98	±2	81	5	13	±4	

112. Are the following statements true or false?

h. If you are sexually assaulted, you can request a transfer and receive a response within 72 hours.

1. True

2. False

3. Don't know

	Percent Responding		Percentages			Max ME	Percentage Reporting True
			1	2	3		
TOTAL DOD	95	±1	55	6	39	±2	
ARNG	95	±1	58	5	37	±2	
USAR	94	±2	56	6	39	±3	
USNR	95	±2	59	7	34	±4	
USMCR	96	±3	60	6	34	±6	
ANG	96	±1	48	5	47	±3	
USAFR	95	±2	48	6	46	±4	
Enlisted	95	±1	56	5	39	±2	
E1 – E4	94	±1	58	4	38	±3	
E1 – E3	94	±2	60	4	37	±4	
E4	95	±2	57	4	39	±3	
E5 – E9	96	±1	54	6	40	±2	
E5 – E7	95	±1	55	6	39	±2	
E8 – E9	98	±2	50	9	41	±4	
Officers	96	±1	52	7	41	±3	
O1 – O3	95	±2	54	6	40	±4	
O4 – O6	97	±1	50	8	43	±3	
W1 – W5	93	±3	54	7	39	±6	
Reserve Unit	95	±1	56	5	39	±2	
AGR/FTS/AR	95	±2	53	8	40	±3	
IMA	95	±3	47	5	48	±5	
Not Activated Past 12 Months	95	±1	55	6	40	±2	
Activated Past 12 Months	95	±2	57	6	38	±3	
Not Deployed Past 12 Months	95	±1	55	5	39	±2	
Deployed Past 12 Months	96	±2	55	6	39	±4	
Non-Hispanic White	96	±1	55	6	39	±2	
Total Minority	94	±1	56	5	39	±2	
Non-Hispanic Black	94	±2	58	5	37	±4	
Hispanic	95	±2	55	4	41	±4	
FEMALES	93	±1	50	7	43	±2	
Enlisted	93	±1	51	7	42	±2	
E1 – E4	91	±2	53	5	41	±3	
E5 – E9	94	±1	49	8	44	±2	
Officers	95	±2	46	8	46	±3	
O1 – O3	94	±3	48	6	46	±4	
O4 – O6	97	±2	43	10	47	±4	
Reserve Unit	93	±1	51	6	43	±2	
AGR/FTS/AR	93	±2	49	9	42	±4	
IMA	95	±3	39	7	54	±6	
Non-Hispanic White	94	±1	50	7	43	±2	
Total Minority	91	±2	51	6	43	±3	
ARNG	92	±2	53	6	41	±3	
Enlisted	92	±2	53	6	40	±3	
Officers	92	±4	49	7	44	±7	
USAR	93	±2	52	7	41	±3	
Enlisted	93	±2	53	7	41	±4	
Officers	94	±4	47	9	45	±5	

Note. Percent responding are Reserve members who answered the question.

2012 Workplace and Gender Relations Survey of Reserve Component Members

112h. Continued	Percent Responding		Percentages			Max ME	Percentage Reporting True
			1	2	3		
USNR	92	±4	57	6	36	±5	
Enlisted	91	±4	59	6	35	±6	
Officers	99	±2	53	7	40	±6	
USMCR	93	±4	42	12	46	±9	
Enlisted	93	±5	42	11	47	±10	
Officers	92	±6	41	16	43	±12	
ANG	95	±2	43	7	51	±4	
Enlisted	94	±2	43	7	50	±4	
Officers	96	±2	40	6	54	±6	
USAFR	94	±2	44	6	50	±4	
Enlisted	93	±3	45	6	49	±5	
Officers	97	±2	40	9	51	±6	
MALES	96	±1	56	5	38	±2	
Enlisted	95	±1	57	5	38	±2	
E1 - E4	95	±2	59	4	37	±3	
E5 - E9	96	±1	55	6	39	±2	
Officers	96	±1	53	7	40	±3	
O1 - O3	96	±2	56	6	38	±5	
O4 - O6	97	±1	51	7	42	±4	
Reserve Unit	96	±1	57	5	38	±2	
AGR/FTS/AR	96	±2	54	7	39	±4	
IMA	95	±3	49	4	46	±6	
Non-Hispanic White	96	±1	56	5	39	±2	
Total Minority	95	±2	57	5	38	±3	
ARNG	96	±1	58	5	37	±3	
Enlisted	96	±1	59	5	37	±3	
Officers	96	±2	57	7	36	±5	
USAR	95	±2	57	5	38	±3	
Enlisted	95	±2	58	5	37	±4	
Officers	96	±2	55	5	40	±5	
USNR	96	±2	60	7	33	±5	
Enlisted	95	±3	62	7	31	±6	
Officers	96	±3	51	8	41	±6	
USMCR	96	±3	60	6	34	±7	
Enlisted	96	±3	60	6	34	±7	
Officers	95	±3	61	6	33	±7	
ANG	97	±2	49	4	47	±4	
Enlisted	96	±2	49	4	47	±4	
Officers	98	±2	46	8	46	±7	
USAFR	95	±2	49	6	45	±5	
Enlisted	94	±3	50	6	44	±5	
Officers	97	±3	47	7	46	±7	
USCGR	96	±2	44	6	50	±4	
Enlisted	95	±2	46	5	49	±5	
E1 - E4	96	±3	51	3	46	±6	
E5 - E9	95	±3	44	5	51	±6	
Officers	98	±1	34	11	55	±4	
O1 - O3	99	±1	31	11	57	±5	
O4 - O6	98	±2	35	11	54	±7	
Females	97	±2	36	9	55	±4	
Enlisted	96	±2	39	7	54	±5	
Officers	98	±2	26	16	58	±6	
Males	96	±2	46	5	49	±4	
Enlisted	95	±2	48	4	48	±5	
Officers	99	±2	36	10	54	±5	

113. Suppose you see a Service member, who you do not know very well, getting drunk at a party. Someone tells you that one of your coworkers is going to lead that Service member off to have sex. What are you most likely to do in this kind of situation?

1. Nothing
2. Leave to avoid any kind of trouble
3. Find someone who knows the Service member and can help them
4. Talk to the Service member/try to get them out of the situation
5. Stop your coworker from leaving with the Service member
6. Other action

	Percent Responding		Percentages						Max ME
			1	2	3	4	5	6	
TOTAL DOD	95	±1	2	1	15	27	50	5	±2
ARNG	95	±1	3	1	17	24	50	5	±2
USAR	95	±1	2	0	13	29	50	5	±3
USNR	95	±2	2	1	14	28	51	4	±4
USMCR	97	±2	4	1	14	26	44	11	±6
ANG	97	±1	2	1	14	29	51	4	±3
USAFR	95	±2	2	0	15	25	53	4	±4
Enlisted	95	±1	3	1	15	27	50	5	±2
E1 – E4	95	±1	3	1	17	26	47	5	±3
E1 – E3	94	±2	3	1	15	28	47	6	±4
E4	95	±2	4	1	18	25	47	5	±3
E5 – E9	96	±1	2	1	13	28	52	5	±2
E5 – E7	96	±1	2	1	13	28	51	5	±2
E8 – E9	98	±2	1	0	9	26	60	4	±4
Officers	96	±1	1	0	16	25	53	5	±3
O1 – O3	95	±2	1	0	17	25	51	5	±4
O4 – O6	97	±1	1	0	15	25	54	6	±3
W1 – W5	93	±3	1	0	16	22	56	5	±6
Reserve Unit	95	±1	2	1	15	27	50	5	±2
AGR/FTS/AR	96	±2	2	1	14	25	56	4	±3
IMA	96	±2	2	0	17	23	51	6	±5
Not Activated Past 12 Months	96	±1	2	1	15	27	50	5	±2
Activated Past 12 Months	95	±2	2	1	15	27	49	6	±3
Not Deployed Past 12 Months	95	±1	2	1	15	27	50	5	±2
Deployed Past 12 Months	96	±2	3	1	15	25	50	6	±4
Non-Hispanic White	96	±1	3	1	14	26	51	6	±2
Total Minority	95	±1	2	1	16	28	49	5	±2
Non-Hispanic Black	94	±2	1	1	16	29	49	4	±4
Hispanic	95	±2	2	1	17	27	49	4	±4
FEMALES	93	±1	1	0	13	29	53	3	±2
Enlisted	93	±1	1	0	13	30	53	3	±2
E1 – E4	91	±2	1	1	14	28	53	3	±3
E5 – E9	94	±1	1	0	12	31	54	3	±2
Officers	95	±2	1	0	15	28	52	3	±3
O1 – O3	94	±3	1	0	16	29	52	3	±4
O4 – O6	97	±2	0	0	16	29	52	3	±4
Reserve Unit	93	±1	1	0	14	29	53	3	±2
AGR/FTS/AR	92	±2	1	0	9	32	54	3	±4
IMA	95	±3	2	0	17	27	50	4	±6
Non-Hispanic White	94	±1	1	0	12	30	54	3	±2
Total Minority	92	±2	1	0	15	28	52	3	±3
ARNG	92	±2	1	1	15	26	55	3	±3
Enlisted	92	±2	1	1	15	26	55	3	±3
Officers	92	±4	1	0	14	27	54	4	±7
USAR	93	±2	2	0	13	31	51	3	±3
Enlisted	92	±2	2	0	13	32	51	3	±4
Officers	94	±4	1	0	15	30	50	4	±5

Note. Percent responding are Reserve members who answered the question.

2012 Workplace and Gender Relations Survey of Reserve Component Members

113. Continued	Percent Responding		Percentages						Max ME
			1	2	3	4	5	6	
USNR	93	±3	0	0	14	31	53	2	±5
Enlisted	92	±4	0	0	12	31	54	3	±6
Officers	98	±2	0	0	19	29	50	1	±6
USMCR	92	±5	0	0	9	30	57	4	±9
Enlisted	92	±5	0	0	7	32	57	4	±10
Officers	91	±7	2	0	20	19	56	3	±12
ANG	95	±2	1	0	10	33	53	3	±4
Enlisted	95	±2	1	0	10	33	54	3	±4
Officers	96	±2	0	0	15	31	51	3	±6
USAFR	94	±2	1	0	15	28	54	2	±4
Enlisted	93	±3	1	0	15	29	53	2	±5
Officers	97	±2	0	0	15	24	57	3	±6
MALES	96	±1	3	1	15	26	50	6	±2
Enlisted	96	±1	3	1	15	26	49	6	±2
E1 - E4	95	±2	4	1	18	26	46	6	±3
E5 - E9	96	±1	2	1	13	27	52	6	±2
Officers	96	±1	1	0	16	24	53	6	±3
O1 - O3	96	±2	1	1	17	24	51	6	±5
O4 - O6	97	±1	1	0	14	24	54	6	±4
Reserve Unit	96	±1	3	1	15	26	49	6	±2
AGR/FTS/AR	97	±2	2	1	15	23	56	4	±4
IMA	96	±3	2	0	17	22	52	6	±6
Non-Hispanic White	96	±1	3	1	15	25	51	6	±2
Total Minority	96	±2	2	1	17	28	48	5	±3
ARNG	96	±1	3	1	17	24	50	6	±3
Enlisted	95	±1	3	1	17	24	49	6	±3
Officers	96	±2	1	1	17	23	54	5	±5
USAR	96	±2	2	1	13	28	50	6	±3
Enlisted	96	±2	2	1	13	29	50	6	±4
Officers	96	±2	1	0	16	27	49	7	±5
USNR	96	±2	2	1	14	28	51	4	±5
Enlisted	96	±3	2	1	15	29	50	3	±6
Officers	97	±3	2	1	14	24	54	7	±6
USMCR	97	±2	5	1	15	26	43	11	±7
Enlisted	98	±2	5	1	14	26	42	11	±7
Officers	96	±3	2	0	19	22	47	10	±8
ANG	97	±2	2	1	15	28	50	5	±4
Enlisted	97	±2	2	0	15	28	50	4	±4
Officers	98	±2	2	1	14	27	50	6	±7
USAFR	95	±2	3	1	14	25	53	5	±5
Enlisted	95	±3	3	1	15	26	50	5	±5
Officers	96	±3	1	0	14	18	62	5	±7
USCGR	97	±2	1	1	16	27	49	6	±4
Enlisted	96	±2	1	1	16	28	48	6	±4
E1 - E4	96	±2	2	1	21	31	39	6	±6
E5 - E9	96	±3	1	1	12	26	54	7	±6
Officers	99	±1	1	0	15	24	54	6	±4
O1 - O3	99	±1	2	0	15	27	51	5	±5
O4 - O6	98	±2	0	0	17	20	56	7	±7
Females	96	±2	0	0	16	28	52	3	±4
Enlisted	95	±2	0	0	16	28	52	3	±5
Officers	98	±2	0	1	18	28	51	2	±6
Males	97	±2	1	1	15	27	48	7	±4
Enlisted	96	±2	1	1	16	28	47	7	±5
Officers	99	±1	1	0	15	23	55	7	±5

114. Which reason below best explains your reaction to the situation in the previous question?

- | | | |
|---|---|--|
| 1. I don't see this situation as a problem | 2. It's none of my business | 3. I could be picked on or made fun of |
| 4. I wouldn't want to become the focus of my coworker's attention | 5. Nothing I could do or say would make a difference | 6. It is hard to reason with someone who has been drinking |
| 7. I don't believe the Service member would listen to me if they do not know me very well | 8. The Service member should not have gotten into this situation in the first place | 9. People put themselves into this type of situation because they want to drink and have sex |
| 10. Other reason | | |

	Percent Responding		Percentages										Max ME
			1	2	3	4	5	6	7	8	9	10	
TOTAL DOD	3	±1	24	28	1	1	5	3	7	1	13	17	±8
ARNG	3	±1	38	19	0	1	4	2	8	1	12	14	±13
USAR	2	±1	12	29	NR	1	7	3	5	2	12	26	±19
USNR	2	±2	13	NR	NR	NR	NR	NR	NR	NR	NR	NR	±18
USMCR	5	±3	2	NR	NR	NR	NR	NR	NR	NR	NR	4	±11
ANG	2	±1	23	52	NR	NR	7	NR	NR	NR	7	7	±19
USAFR	3	±2	15	NR	NR	1	NR	NR	6	3	10	28	±23
Enlisted	3	±1	24	28	1	1	5	2	6	1	13	18	±9
E1 – E4	4	±1	29	29	0	0	5	2	7	1	13	14	±13
E1 – E3	4	±2	25	27	NR	1	NR	NR	8	NR	16	22	±23
E4	4	±2	31	30	NR	NR	8	2	6	1	12	9	±16
E5 – E9	2	±1	17	26	3	3	4	4	4	2	13	24	±11
E5 – E7	2	±1	17	27	3	3	4	4	4	2	14	23	±11
E8 – E9	1	±1	NR	NR	NR	NR	NR	NR	NR	NR	NR	NR	
Officers	1	±1	23	35	NR	NR	3	4	17	NR	6	13	±19
O1 – O3	1	±1	16	NR	NR	NR	NR	NR	NR	NR	NR	2	±22
O4 – O6	1	±1	29	NR	NR	NR	NR	NR	NR	NR	NR	NR	±23
W1 – W5	1	±1	NR	NR	NR	NR	NR	NR	NR	NR	NR	NR	
Reserve Unit	3	±1	25	29	1	1	5	2	7	1	14	16	±9
AGR/FTS/AR	2	±1	25	26	NR	NR	NR	5	NR	NR	NR	29	±25
IMA	2	±2	6	NR	NR	NR	NR	NR	NR	NR	NR	NR	±20
Not Activated Past 12 Months	3	±1	24	29	0	1	5	2	5	1	13	19	±9
Activated Past 12 Months	3	±1	26	25	5	2	3	3	11	2	13	11	±19
Not Deployed Past 12 Months	3	±1	22	29	1	1	4	2	7	1	13	18	±8
Deployed Past 12 Months	4	±2	36	24	NR	NR	8	4	6	NR	10	12	±23
Non-Hispanic White	3	±1	23	31	0	1	5	3	9	0	14	14	±9
Total Minority	2	±1	26	23	4	2	4	2	1	3	10	24	±17
Non-Hispanic Black	1	±1	NR	NR	NR	7	5	6	5	NR	5	11	±20
Hispanic	3	±2	NR	30	NR	NR	NR	2	1	NR	10	14	±23
FEMALES	1	±1	23	34	NR	6	8	4	11	NR	2	13	±14
Enlisted	1	±1	21	34	NR	7	9	4	9	NR	2	14	±15
E1 – E4	2	±1	27	41	NR	NR	12	NR	3	NR	NR	7	±20
E5 – E9	1	±1	12	22	NR	11	4	3	18	NR	5	25	±23
Officers	1	±1	NR	NR	NR	NR	NR	NR	NR	NR	NR	NR	
O1 – O3	1	±1	NR	NR	NR	NR	NR	NR	NR	NR	NR	NR	
O4 – O6	0	±1	NR	NR	NR	NR	NR	NR	NR	NR	NR	NR	
Reserve Unit	1	±1	24	36	NR	7	9	3	12	NR	2	8	±15
AGR/FTS/AR	1	±1	NR	NR	NR	NR	NR	NR	NR	NR	NR	NR	
IMA	2	±2	NR	NR	NR	NR	NR	NR	NR	NR	NR	NR	
Non-Hispanic White	1	±1	30	39	NR	6	NR	NR	11	NR	2	12	±19
Total Minority	1	±1	16	28	NR	6	17	8	11	NR	2	13	±21
ARNG	1	±1	16	30	NR	8	21	NR	22	NR	NR	4	±24
Enlisted	1	±1	11	NR	NR	9	22	NR	20	NR	NR	5	±25
Officers	1	±2	NR	NR	NR	NR	NR	NR	NR	NR	NR	NR	
USAR	2	±1	25	38	NR	NR	NR	NR	6	NR	2	15	±23
Enlisted	2	±1	22	NR	NR	NR	NR	NR	3	NR	3	17	±24
Officers	1	±2	NR	NR	NR	NR	NR	NR	NR	NR	NR	NR	

Note. Percent responding are Reserve members who answered the question and who indicated they would do "Nothing" or "Leave to avoid any kind of trouble" (Q113).
NR: Not reportable

2012 Workplace and Gender Relations Survey of Reserve Component Members

114. Continued	Percent Responding		Percentages										Max ME
			1	2	3	4	5	6	7	8	9	10	
USNR	0	±1	NR	NR	NR	NR	NR	NR	NR	NR	NR	NR	
Enlisted	NA		NA	NA	NA	NA	NA	NA	NA	NA	NA	NA	
Officers	1	±1	NR	NR	NR	NR	NR	NR	NR	NR	NR	NR	
USMCR	0	±1	NR	NR	NR	NR	NR	NR	NR	NR	NR	NR	
Enlisted	NA		NA	NA	NA	NA	NA	NA	NA	NA	NA	NA	
Officers	1	±3	NR	NR	NR	NR	NR	NR	NR	NR	NR	NR	
ANG	1	±1	NR	NR	NR	NR	NR	NR	NR	NR	NR	NR	
Enlisted	1	±1	NR	NR	NR	NR	NR	NR	NR	NR	NR	NR	
Officers	NA		NA	NA	NA	NA	NA	NA	NA	NA	NA	NA	
USAFR	1	±1	NR	NR	NR	NR	NR	NR	NR	NR	NR	NR	
Enlisted	1	±1	NR	NR	NR	NR	NR	NR	NR	NR	NR	NR	
Officers	0	±1	NR	NR	NR	NR	NR	NR	NR	NR	NR	NR	
MALES	3	±1	24	28	1	1	4	2	6	1	14	18	±9
Enlisted	3	±1	25	27	1	1	4	2	5	1	14	18	±9
E1 - E4	4	±2	29	28	NR	NR	5	1	7	1	15	14	±14
E5 - E9	2	±1	18	26	4	2	4	4	3	2	14	23	±12
Officers	1	±1	20	35	NR	NR	3	NR	16	NR	6	15	±21
O1 - O3	1	±1	9	NR	NR	NR	NR	NR	NR	NR	NR	2	±20
O4 - O6	2	±1	NR	NR	NR	NR	NR	NR	NR	NR	NR	NR	
Reserve Unit	3	±1	25	28	1	1	4	2	6	1	15	17	±9
AGR/FTS/AR	3	±2	26	NR	NR	NR	NR	NR	NR	NR	NR	26	±23
IMA	2	±2	NR	NR	NR	NR	NR	NR	NR	NR	NR	NR	
Non-Hispanic White	3	±1	23	30	0	1	5	3	9	0	15	14	±10
Total Minority	3	±1	28	23	5	1	3	1	NR	3	11	26	±20
ARNG	3	±1	39	18	NR	1	3	2	7	1	13	15	±14
Enlisted	4	±1	41	18	NR	1	3	3	6	1	13	14	±14
Officers	1	±1	NR	NR	NR	NR	NR	NR	NR	NR	NR	NR	
USAR	3	±1	10	27	NR	NR	8	2	NR	2	14	28	±21
Enlisted	3	±2	10	26	NR	NR	8	NR	NR	3	13	29	±22
Officers	1	±1	NR	NR	NR	NR	NR	NR	NR	NR	NR	NR	
USNR	3	±2	13	NR	NR	NR	NR	NR	NR	NR	NR	NR	±18
Enlisted	3	±2	NR	NR	NR	NR	NR	NR	NR	NR	NR	NR	
Officers	2	±2	NR	NR	NR	NR	NR	NR	NR	NR	NR	NR	
USMCR	6	±4	2	NR	NR	NR	NR	NR	NR	NR	NR	4	±11
Enlisted	6	±4	NR	NR	NR	NR	NR	NR	NR	NR	NR	3	±15
Officers	3	±2	NR	NR	NR	NR	NR	NR	NR	NR	NR	NR	
ANG	2	±1	22	53	NR	NR	7	NR	NR	NR	8	5	±20
Enlisted	2	±2	18	NR	NR	NR	NR	NR	NR	NR	10	6	±23
Officers	3	±3	NR	NR	NR	NR	NR	NR	NR	NR	NR	NR	
USAFR	3	±2	NR	NR	NR	NR	NR	NR	7	4	NR	28	±24
Enlisted	4	±2	NR	NR	NR	NR	NR	NR	NR	NR	NR	NR	
Officers	1	±2	NR	NR	NR	NR	NR	NR	NR	NR	NR	NR	
USCGR	2	±1	NR	NR	NR	NR	4	NR	2	NR	NR	NR	±17
Enlisted	2	±2	NR	NR	NR	NR	4	NR	2	NR	NR	NR	±18
E1 - E4	2	±2	NR	NR	NR	NR	NR	NR	NR	NR	NR	NR	
E5 - E9	2	±2	NR	NR	NR	NR	NR	NR	NR	NR	NR	NR	
Officers	1	±1	NR	NR	NR	NR	NR	NR	NR	NR	NR	NR	
O1 - O3	2	±2	NR	NR	NR	NR	NR	NR	NR	NR	NR	NR	
O4 - O6	NA		NA	NA	NA	NA	NA	NA	NA	NA	NA	NA	
Females	1	±1	NR	NR	NR	NR	NR	NR	NR	NR	NR	NR	
Enlisted	1	±1	NR	NR	NR	NR	NR	NR	NR	NR	NR	NR	
Officers	1	±2	NR	NR	NR	NR	NR	NR	NR	NR	NR	NR	
Males	2	±2	NR	NR	NR	NR	4	NR	2	NR	NR	NR	±18
Enlisted	2	±2	NR	NR	NR	NR	4	NR	3	NR	NR	NR	±19
Officers	1	±1	NR	NR	NR	NR	NR	NR	NR	NR	NR	NR	























































NR: Not reportable

NA: Not applicable

115. Experience of unwanted sexual contact rate prior to entry into the military.

	Percent Responding		Percentages	Max ME	Percentage Reporting Yes
			Yes		
TOTAL DOD	100	±0	8	±1	■
ARNG	100	±0	8	±1	■
USAR	100	±0	9	±2	■
USNR	100	±0	10	±2	■
USMCR	100	±0	4	±3	■
ANG	100	±0	7	±2	■
USAFR	100	±0	9	±2	■
Enlisted	100	±0	8	±1	■
E1 – E4	100	±0	7	±1	■
E1 – E3	100	±0	5	±2	■
E4	100	±0	8	±2	■
E5 – E9	100	±0	9	±1	■
E5 – E7	100	±0	9	±1	■
E8 – E9	100	±0	9	±2	■
Officers	100	±0	10	±2	■
O1 – O3	100	±0	10	±2	■
O4 – O6	100	±0	9	±2	■
W1 – W5	100	±0	10	±4	■
Reserve Unit	100	±0	8	±1	■
AGR/FTS/AR	100	±0	12	±2	■
IMA	100	±0	11	±3	■
Not Activated Past 12 Months	100	±0	8	±1	■
Activated Past 12 Months	100	±0	8	±2	■
Not Deployed Past 12 Months	100	±0	8	±1	■
Deployed Past 12 Months	100	±0	6	±2	■
Non-Hispanic White	100	±0	8	±1	■
Total Minority	100	±0	9	±1	■
Non-Hispanic Black	100	±0	9	±2	■
Hispanic	100	±0	7	±2	■
FEMALES	100	±0	25	±2	■
Enlisted	100	±0	24	±2	■
E1 – E4	100	±0	21	±3	■
E5 – E9	100	±0	28	±2	■
Officers	100	±0	28	±3	■
O1 – O3	100	±0	26	±4	■
O4 – O6	100	±0	30	±4	■
Reserve Unit	100	±0	24	±2	■
AGR/FTS/AR	100	±0	30	±4	■
IMA	100	±0	29	±6	■
Non-Hispanic White	100	±0	28	±2	■
Total Minority	100	±0	22	±2	■
ARNG	100	±0	24	±3	■
Enlisted	100	±0	24	±3	■
Officers	100	±0	30	±6	■
USAR	100	±0	25	±3	■
Enlisted	100	±0	24	±3	■
Officers	100	±0	27	±5	■

Note. Percent responding are Reserve members who answered the question.























































115. Continued	Percent Responding		Percentages	Max ME	Percentage Reporting Yes
			Yes		
USNR	100	±0	28	±5	
Enlisted	100	±0	28	±6	
Officers	100	±0	27	±5	
USMCR	100	±0	22	±7	
Enlisted	100	±0	20	±9	
Officers	100	±0	35	±11	
ANG	100	±0	24	±3	
Enlisted	100	±0	23	±3	
Officers	100	±0	28	±5	
USAFR	100	±0	26	±4	
Enlisted	100	±0	26	±4	
Officers	100	±0	26	±5	
MALES	100	±0	4	±1	
Enlisted	100	±0	4	±1	
E1 - E4	100	±0	3	±1	
E5 - E9	100	±0	5	±1	
Officers	100	±0	6	±2	
O1 - O3	100	±0	5	±3	
O4 - O6	100	±0	5	±2	
Reserve Unit	100	±0	4	±1	
AGR/FTS/AR	100	±0	7	±2	
IMA	100	±0	6	±5	
Non-Hispanic White	100	±0	4	±1	
Total Minority	100	±0	4	±2	
ARNG	100	±0	5	±1	
Enlisted	100	±0	4	±1	
Officers	100	±0	7	±3	
USAR	100	±0	5	±2	
Enlisted	100	±0	5	±2	
Officers	100	±0	4	±3	
USNR	100	±0	6	±3	
Enlisted	100	±0	5	±3	
Officers	100	±0	6	±4	
USMCR	100	±0	3	±3	
Enlisted	100	±0	3	±4	
Officers	100	±0	2	±3	
ANG	100	±0	3	±2	
Enlisted	100	±0	4	±2	
Officers	100	±0	3	±4	
USAFR	100	±0	3	±2	
Enlisted	100	±0	2	±2	
Officers	100	±0	5	±4	
USCGR	100	±0	6	±2	
Enlisted	100	±0	6	±2	
E1 - E4	100	±0	5	±3	
E5 - E9	100	±0	6	±3	
Officers	100	±0	9	±2	
O1 - O3	100	±0	9	±3	
O4 - O6	100	±0	9	±4	
Females	100	±0	23	±4	
Enlisted	100	±0	22	±4	
Officers	100	±0	25	±6	
Males	100	±0	3	±2	
Enlisted	100	±0	3	±2	
Officers	100	±0	5	±2	

116. Constructed from Q73 and Q116: Experience of unwanted sexual contact since joining the military (including those who experienced unwanted sexual contact in the past 12 months).

	Percent Responding		Percentages	Max ME	Percentage Reporting Yes
			Yes		
TOTAL DOD	100	±0	5	±1	
ARNG	100	±0	4	±1	
USAR	100	±0	6	±1	
USNR	100	±0	6	±2	
USMCR	100	±0	2	±3	
ANG	100	±0	4	±1	
USAFR	100	±0	5	±1	
Enlisted	100	±0	5	±1	
E1 – E4	100	±0	3	±1	
E1 – E3	100	±0	3	±2	
E4	100	±0	4	±1	
E5 – E9	100	±0	6	±1	
E5 – E7	100	±0	6	±1	
E8 – E9	100	±0	6	±2	
Officers	100	±0	5	±1	
O1 – O3	100	±0	5	±2	
O4 – O6	100	±0	5	±1	
W1 – W5	100	±0	5	±3	
Reserve Unit	100	±0	5	±1	
AGR/FTS/AR	100	±0	7	±2	
IMA	100	±0	6	±2	
Not Activated Past 12 Months	100	±0	5	±1	
Activated Past 12 Months	100	±0	5	±1	
Not Deployed Past 12 Months	100	±0	5	±1	
Deployed Past 12 Months	100	±0	4	±2	
Non-Hispanic White	100	±0	5	±1	
Total Minority	100	±0	5	±1	
Non-Hispanic Black	100	±0	6	±2	
Hispanic	100	±0	4	±1	
FEMALES	100	±0	18	±2	
Enlisted	100	±0	17	±2	
E1 – E4	100	±0	12	±2	
E5 – E9	100	±0	23	±2	
Officers	100	±0	20	±3	
O1 – O3	100	±0	18	±4	
O4 – O6	100	±0	22	±4	
Reserve Unit	100	±0	17	±2	
AGR/FTS/AR	100	±0	23	±3	
IMA	100	±0	21	±5	
Non-Hispanic White	100	±0	20	±2	
Total Minority	100	±0	15	±2	
ARNG	100	±0	17	±2	
Enlisted	100	±0	17	±3	
Officers	100	±0	24	±6	
USAR	100	±0	19	±3	
Enlisted	100	±0	19	±3	
Officers	100	±0	19	±4	

Note: Percent responding are Reserve members who answered the question.

2012 Workplace and Gender Relations Survey of Reserve Component Members

116. Continued	Percent Responding		Percentages	Max	Percentage Reporting Yes
			Yes	ME	
USNR	100	±0	18	±4	
Enlisted	100	±0	18	±5	
Officers	100	±0	18	±5	
USMCR	100	±0	18	±7	
Enlisted	100	±0	17	±8	
Officers	100	±0	26	±11	
ANG	100	±0	16	±3	
Enlisted	100	±0	15	±3	
Officers	100	±0	19	±5	
USAFR	100	±0	17	±3	
Enlisted	100	±0	17	±4	
Officers	100	±0	19	±5	
MALES	100	±0	2	±1	
Enlisted	100	±0	2	±1	
E1 - E4	100	±0	1	±1	
E5 - E9	100	±0	3	±1	
Officers	100	±0	2	±1	
O1 - O3	100	±0	2	±2	
O4 - O6	100	±0	2	±2	
Reserve Unit	100	±0	2	±1	
AGR/FTS/AR	100	±0	3	±2	
IMA	100	±0	2	±3	
Non-Hispanic White	100	±0	2	±1	
Total Minority	100	±0	2	±1	
ARNG	100	±0	2	±1	
Enlisted	100	±0	2	±1	
Officers	100	±0	2	±2	
USAR	100	±0	2	±2	
Enlisted	100	±0	3	±2	
Officers	100	±0	1	±2	
USNR	100	±0	3	±2	
Enlisted	100	±0	3	±3	
Officers	100	±0	1	±2	
USMCR	100	±0	2	±3	
Enlisted	100	±0	1	±4	
Officers	100	±0	2	±3	
ANG	100	±0	1	±1	
Enlisted	100	±0	1	±1	
Officers	100	±0	1	±3	
USAFR	100	±0	1	±2	
Enlisted	100	±0	1	±2	
Officers	100	±0	1	±3	
USCGR	100	±0	4	±2	
Enlisted	100	±0	3	±2	
E1 - E4	100	±0	2	±2	
E5 - E9	100	±0	4	±3	
Officers	100	±0	5	±2	
O1 - O3	100	±0	4	±2	
O4 - O6	100	±0	7	±4	
Females	100	±0	13	±3	
Enlisted	100	±0	12	±4	
Officers	100	±0	17	±5	
Males	100	±0	2	±2	
Enlisted	100	±0	2	±2	
Officers	100	±0	2	±2	

117. In your opinion, has sexual harassment in our nation become more or less of a problem over the last 4 years?

1. Less of a problem today

2. About the same as 4 years ago

3. More of a problem today

	Percent Responding		Percentages			Max ME
			1	2	3	
TOTAL DOD	95	±1	26	44	29	±2
ARNG	95	±1	26	44	30	±2
USAR	94	±2	25	43	32	±3
USNR	95	±2	32	42	26	±4
USMCR	97	±2	27	48	25	±6
ANG	96	±1	28	47	26	±3
USAFR	94	±2	26	48	26	±4
Enlisted	95	±1	26	43	31	±2
E1 – E4	94	±1	24	44	32	±3
E1 – E3	94	±2	27	40	32	±4
E4	94	±2	23	45	32	±3
E5 – E9	96	±1	27	43	30	±2
E5 – E7	95	±1	26	43	30	±2
E8 – E9	98	±1	29	43	29	±4
Officers	96	±1	30	49	20	±3
O1 – O3	95	±2	27	49	23	±4
O4 – O6	97	±1	33	49	18	±3
W1 – W5	93	±3	34	47	19	±6
Reserve Unit	95	±1	26	44	30	±2
AGR/FTS/AR	95	±2	29	42	29	±3
IMA	96	±2	30	48	22	±5
Not Activated Past 12 Months	95	±1	27	44	29	±2
Activated Past 12 Months	94	±2	25	46	29	±3
Not Deployed Past 12 Months	95	±1	27	44	30	±2
Deployed Past 12 Months	96	±2	25	47	28	±4
Non-Hispanic White	96	±1	27	47	26	±2
Total Minority	94	±1	25	39	37	±2
Non-Hispanic Black	93	±2	19	38	43	±4
Hispanic	94	±2	29	38	33	±4
FEMALES	92	±1	17	47	36	±2
Enlisted	92	±1	16	45	38	±2
E1 – E4	91	±2	15	44	41	±3
E5 – E9	93	±1	18	47	36	±2
Officers	94	±2	22	54	24	±3
O1 – O3	94	±3	19	56	25	±4
O4 – O6	96	±2	25	52	23	±4
Reserve Unit	92	±1	17	47	37	±2
AGR/FTS/AR	92	±3	19	45	36	±4
IMA	94	±3	29	50	20	±6
Non-Hispanic White	94	±1	18	52	30	±2
Total Minority	91	±2	16	40	44	±3
ARNG	92	±2	17	46	37	±3
Enlisted	92	±2	16	46	39	±3
Officers	92	±4	24	53	22	±7
USAR	92	±2	17	43	40	±3
Enlisted	92	±2	17	41	42	±4
Officers	93	±4	17	52	30	±5

Note. Percent responding are Reserve members who answered the question.

117. Continued	Percent Responding		Percentages			Max ME
			1	2	3	
USNR	93	±3	19	47	34	±5
Enlisted	92	±4	18	44	37	±6
Officers	99	±2	22	57	22	±6
USMCR	92	±5	14	56	30	±9
Enlisted	91	±5	11	55	34	±10
Officers	93	±6	27	65	9	±11
ANG	94	±2	19	52	29	±4
Enlisted	94	±2	17	51	32	±4
Officers	96	±2	28	57	15	±6
USAFR	93	±2	17	49	33	±4
Enlisted	92	±3	15	48	37	±5
Officers	96	±3	25	54	21	±6
MALES	96	±1	28	44	28	±2
Enlisted	96	±1	28	43	29	±2
E1 - E4	95	±2	27	43	30	±3
E5 - E9	96	±1	29	42	29	±2
Officers	96	±1	32	48	20	±3
O1 - O3	96	±2	30	47	23	±5
O4 - O6	97	±1	34	49	17	±4
Reserve Unit	96	±1	28	44	28	±2
AGR/FTS/AR	96	±2	32	42	27	±4
IMA	97	±3	30	47	23	±6
Non-Hispanic White	96	±1	29	46	25	±2
Total Minority	95	±2	27	38	34	±3
ARNG	95	±1	28	43	29	±3
Enlisted	95	±2	27	42	31	±3
Officers	96	±2	29	50	21	±5
USAR	95	±2	27	43	30	±3
Enlisted	95	±2	26	42	32	±4
Officers	96	±2	31	46	23	±5
USNR	96	±2	35	41	24	±5
Enlisted	95	±3	33	40	26	±6
Officers	97	±2	39	45	16	±6
USMCR	98	±2	27	48	25	±7
Enlisted	98	±2	27	48	25	±7
Officers	96	±3	29	50	21	±8
ANG	97	±2	30	45	25	±4
Enlisted	97	±2	28	45	27	±4
Officers	98	±2	40	46	15	±7
USAFR	95	±2	29	47	24	±5
Enlisted	94	±3	28	45	26	±5
Officers	97	±3	32	53	15	±7
USCGR	96	±2	31	50	19	±4
Enlisted	96	±2	30	50	20	±4
E1 - E4	96	±2	31	46	23	±6
E5 - E9	95	±3	29	53	18	±6
Officers	99	±1	37	50	13	±4
O1 - O3	98	±2	32	56	12	±5
O4 - O6	99	±2	41	45	14	±7
Females	96	±2	22	53	25	±4
Enlisted	95	±2	21	52	27	±5
Officers	98	±2	26	57	17	±6
Males	96	±2	33	49	18	±4
Enlisted	96	±2	31	50	19	±5
Officers	99	±1	40	48	12	±5

118. In your opinion, has sexual assault in our nation become more or less of a problem over the last 4 years?

1. Less of a problem today

2. About the same as 4 years ago

3. More of a problem today

	Percent Responding		Percentages			Max ME
			1	2	3	
TOTAL DOD	94	±1	24	46	30	±2
ARNG	94	±1	24	45	31	±2
USAR	94	±2	23	44	34	±3
USNR	95	±2	26	45	29	±4
USMCR	97	±2	28	46	26	±6
ANG	96	±2	23	49	27	±3
USAFR	94	±2	21	52	28	±4
Enlisted	94	±1	24	45	32	±2
E1 – E4	93	±1	24	44	32	±3
E1 – E3	93	±2	27	41	31	±4
E4	93	±2	22	46	32	±3
E5 – E9	95	±1	23	45	32	±2
E5 – E7	95	±1	23	45	32	±2
E8 – E9	97	±2	24	45	31	±4
Officers	96	±1	25	52	23	±3
O1 – O3	95	±2	24	51	25	±4
O4 – O6	97	±1	25	54	21	±3
W1 – W5	93	±3	32	45	23	±6
Reserve Unit	94	±1	24	46	30	±2
AGR/FTS/AR	95	±2	25	44	30	±3
IMA	95	±2	24	52	24	±5
Not Activated Past 12 Months	95	±1	24	46	30	±2
Activated Past 12 Months	94	±2	24	46	30	±3
Not Deployed Past 12 Months	94	±1	24	45	31	±2
Deployed Past 12 Months	95	±2	22	49	28	±4
Non-Hispanic White	95	±1	24	49	26	±2
Total Minority	94	±1	23	40	38	±2
Non-Hispanic Black	93	±2	18	38	44	±4
Hispanic	94	±2	26	40	34	±4
FEMALES	92	±1	14	48	38	±2
Enlisted	91	±1	13	47	40	±2
E1 – E4	90	±2	13	46	41	±3
E5 – E9	93	±2	14	48	38	±2
Officers	94	±2	16	55	29	±3
O1 – O3	94	±3	15	56	29	±4
O4 – O6	96	±2	15	55	29	±4
Reserve Unit	92	±1	13	49	38	±2
AGR/FTS/AR	92	±3	17	44	39	±4
IMA	93	±4	18	56	26	±6
Non-Hispanic White	93	±1	14	53	32	±2
Total Minority	90	±2	13	42	45	±3
ARNG	91	±2	14	47	38	±3
Enlisted	91	±2	14	46	40	±3
Officers	92	±4	19	57	24	±7
USAR	91	±2	13	45	42	±3
Enlisted	91	±2	13	44	43	±4
Officers	93	±4	12	50	37	±5

Note. Percent responding are Reserve members who answered the question.

118. Continued	Percent Responding		Percentages			Max ME
			1	2	3	
USNR	92	±4	15	49	37	±5
Enlisted	91	±4	15	47	38	±6
Officers	98	±2	14	56	29	±6
USMCR	91	±5	15	56	29	±9
Enlisted	90	±6	15	52	33	±10
Officers	93	±6	16	74	10	±11
ANG	94	±2	15	53	32	±4
Enlisted	94	±2	15	52	34	±4
Officers	96	±2	21	59	20	±6
USAFR	93	±2	11	53	36	±4
Enlisted	92	±3	10	51	39	±5
Officers	96	±3	16	59	25	±6
MALES	95	±1	26	45	29	±2
Enlisted	95	±1	26	44	30	±2
E1 - E4	94	±2	27	44	29	±3
E5 - E9	96	±1	25	45	31	±2
Officers	96	±1	27	51	22	±3
O1 - O3	95	±2	26	50	24	±5
O4 - O6	97	±2	27	54	19	±4
Reserve Unit	95	±1	26	45	29	±2
AGR/FTS/AR	95	±2	28	44	28	±4
IMA	96	±3	25	51	23	±6
Non-Hispanic White	95	±1	26	48	25	±2
Total Minority	95	±2	25	39	35	±3
ARNG	95	±1	26	45	29	±3
Enlisted	95	±2	26	44	30	±3
Officers	96	±2	26	51	22	±5
USAR	95	±2	25	44	31	±3
Enlisted	95	±2	25	42	33	±4
Officers	95	±3	28	50	23	±5
USNR	95	±2	29	44	27	±5
Enlisted	95	±3	30	43	27	±6
Officers	96	±3	28	48	24	±6
USMCR	97	±3	28	46	26	±7
Enlisted	97	±3	29	45	26	±7
Officers	96	±3	24	53	23	±8
ANG	96	±2	25	49	26	±4
Enlisted	96	±2	24	48	28	±4
Officers	97	±2	30	52	18	±7
USAFR	94	±2	24	51	25	±5
Enlisted	93	±3	24	50	27	±5
Officers	97	±3	26	56	18	±7
USCGR	96	±2	27	52	21	±4
Enlisted	96	±2	27	51	22	±5
E1 - E4	96	±3	29	47	25	±6
E5 - E9	96	±3	26	54	20	±6
Officers	99	±1	28	56	16	±4
O1 - O3	99	±1	27	59	15	±5
O4 - O6	98	±2	28	55	17	±7
Females	95	±2	17	55	28	±4
Enlisted	94	±3	17	53	30	±5
Officers	98	±2	15	64	21	±6
Males	96	±2	29	51	20	±4
Enlisted	96	±2	29	51	20	±5
Officers	99	±1	31	53	15	±5

119. In your opinion, has sexual harassment in the military become more or less of a problem over the last 4 years?

1. Less of a problem today

2. About the same as 4 years ago

3. More of a problem today

	Percent Responding		Percentages			Max ME
			1	2	3	
TOTAL DOD	71	±1	37	42	22	±2
ARNG	68	±2	35	41	24	±3
USAR	70	±2	33	41	26	±3
USNR	79	±3	41	40	20	±4
USMCR	50	±6	40	41	19	±7
ANG	82	±2	42	42	16	±3
USAFR	79	±3	39	45	15	±4
Enlisted	68	±2	35	41	23	±2
E1 – E4	40	±3	33	44	23	±4
E1 – E3	9	±3	34	47	19	±13
E4	59	±3	33	44	23	±4
E5 – E9	93	±1	36	41	23	±2
E5 – E7	93	±1	36	41	23	±2
E8 – E9	97	±2	40	39	21	±4
Officers	88	±2	41	43	16	±3
O1 – O3	79	±3	37	44	19	±4
O4 – O6	96	±2	44	42	14	±3
W1 – W5	92	±3	44	41	16	±6
Reserve Unit	69	±2	36	42	22	±2
AGR/FTS/AR	92	±2	37	39	23	±3
IMA	95	±3	39	44	17	±5
Not Activated Past 12 Months	70	±2	37	42	21	±2
Activated Past 12 Months	74	±3	35	42	23	±3
Not Deployed Past 12 Months	69	±2	37	41	22	±2
Deployed Past 12 Months	82	±3	33	44	23	±4
Non-Hispanic White	73	±2	38	44	18	±2
Total Minority	68	±2	33	37	29	±3
Non-Hispanic Black	71	±3	28	36	36	±4
Hispanic	65	±4	36	37	27	±4
FEMALES	67	±2	28	45	27	±2
Enlisted	64	±2	27	45	29	±2
E1 – E4	38	±3	24	43	33	±5
E5 – E9	91	±2	28	45	27	±2
Officers	84	±3	33	48	19	±3
O1 – O3	75	±4	29	50	22	±5
O4 – O6	95	±2	36	48	16	±4
Reserve Unit	64	±2	28	46	27	±2
AGR/FTS/AR	88	±3	26	43	30	±4
IMA	93	±4	39	47	15	±6
Non-Hispanic White	70	±2	29	49	22	±3
Total Minority	64	±3	26	40	34	±3
ARNG	60	±3	27	44	30	±4
Enlisted	57	±3	26	44	31	±4
Officers	85	±5	33	43	24	±7
USAR	66	±3	25	43	32	±3
Enlisted	63	±3	25	41	34	±4
Officers	76	±5	26	51	23	±6

Note. Percent responding are Reserve members who answered the question and who have been in the military at least 4 years (Q13).

119. Continued	Percent Responding		Percentages			Max ME
			1	2	3	
USNR	75	±4	31	44	25	±5
Enlisted	72	±5	29	43	28	±7
Officers	88	±4	39	48	13	±6
USMCR	70	±8	25	53	22	±9
Enlisted	66	±9	21	54	25	±11
Officers	93	±6	40	49	11	±12
ANG	78	±3	31	51	18	±4
Enlisted	76	±3	29	52	19	±4
Officers	90	±4	42	46	12	±6
USAFR	74	±3	31	49	20	±4
Enlisted	70	±4	30	48	23	±5
Officers	92	±3	36	51	13	±6
MALES	72	±2	38	41	21	±2
Enlisted	69	±2	37	41	22	±2
E1 - E4	40	±3	35	44	21	±4
E5 - E9	94	±1	38	40	22	±2
Officers	89	±2	43	41	15	±3
O1 - O3	80	±4	40	42	18	±5
O4 - O6	96	±2	46	41	13	±4
Reserve Unit	70	±2	38	41	21	±2
AGR/FTS/AR	93	±3	40	38	21	±4
IMA	95	±3	39	44	17	±6
Non-Hispanic White	74	±2	40	43	17	±2
Total Minority	69	±3	35	37	28	±3
ARNG	70	±2	36	41	23	±3
Enlisted	67	±3	35	40	24	±3
Officers	88	±3	41	44	16	±5
USAR	72	±3	35	41	24	±4
Enlisted	68	±3	34	41	25	±4
Officers	87	±4	41	39	20	±6
USNR	80	±4	43	39	19	±5
Enlisted	77	±4	41	39	21	±6
Officers	90	±4	49	39	13	±7
USMCR	49	±6	41	41	19	±8
Enlisted	45	±6	41	39	19	±9
Officers	88	±7	38	46	16	±7
ANG	83	±3	45	40	15	±4
Enlisted	81	±3	43	41	16	±4
Officers	94	±4	52	36	12	±7
USAFR	80	±4	42	44	14	±5
Enlisted	77	±4	40	44	15	±6
Officers	92	±4	45	45	9	±7
USCGR	77	±3	44	46	9	±4
Enlisted	73	±3	44	47	9	±5
E1 - E4	41	±5	47	44	10	±8
E5 - E9	93	±3	44	47	9	±6
Officers	97	±2	45	45	10	±4
O1 - O3	96	±2	41	51	8	±5
O4 - O6	98	±2	47	42	11	±7
Females	77	±3	35	51	14	±5
Enlisted	71	±4	36	49	15	±6
Officers	98	±2	32	56	11	±6
Males	77	±3	46	45	8	±5
Enlisted	73	±3	46	46	8	±6
Officers	97	±2	49	42	9	±5

120. In your opinion, has sexual assault in the military become more or less of a problem over the last 4 years?

1. Less of a problem today

2. About the same as 4 years ago

3. More of a problem today

	Percent Responding		Percentages			Max ME
			1	2	3	
TOTAL DOD	71	±1	37	40	22	±2
ARNG	68	±2	37	40	24	±3
USAR	70	±2	34	39	27	±3
USNR	79	±3	39	38	23	±4
USMCR	51	±6	39	43	18	±7
ANG	82	±2	42	41	17	±3
USAFR	79	±3	37	47	16	±4
Enlisted	68	±2	37	40	23	±2
E1 – E4	40	±3	36	42	22	±4
E1 – E3	9	±3	40	40	20	±13
E4	58	±3	36	42	22	±4
E5 – E9	93	±1	37	39	24	±2
E5 – E7	93	±1	37	39	24	±2
E8 – E9	98	±1	38	39	23	±4
Officers	88	±2	39	43	18	±3
O1 – O3	79	±3	35	44	21	±4
O4 – O6	96	±1	40	44	17	±3
W1 – W5	93	±3	44	38	17	±6
Reserve Unit	69	±2	37	40	23	±2
AGR/FTS/AR	92	±2	38	40	23	±3
IMA	95	±2	36	46	17	±5
Not Activated Past 12 Months	70	±2	38	40	22	±2
Activated Past 12 Months	74	±3	35	41	24	±3
Not Deployed Past 12 Months	70	±2	38	40	22	±2
Deployed Past 12 Months	82	±3	34	43	23	±4
Non-Hispanic White	73	±2	38	43	19	±2
Total Minority	68	±2	35	35	30	±3
Non-Hispanic Black	71	±3	29	34	37	±4
Hispanic	65	±4	39	34	26	±4
FEMALES	67	±2	28	45	27	±2
Enlisted	64	±2	27	44	28	±2
E1 – E4	38	±3	25	45	30	±5
E5 – E9	91	±2	28	44	27	±2
Officers	84	±3	28	48	23	±3
O1 – O3	75	±4	26	50	24	±5
O4 – O6	95	±2	29	48	23	±4
Reserve Unit	64	±2	27	46	27	±2
AGR/FTS/AR	88	±3	27	42	30	±4
IMA	94	±3	33	50	17	±6
Non-Hispanic White	70	±2	29	48	23	±3
Total Minority	64	±3	26	41	33	±3
ARNG	60	±3	28	44	28	±4
Enlisted	57	±3	28	43	29	±4
Officers	85	±5	30	47	23	±7
USAR	66	±3	24	43	32	±3
Enlisted	63	±3	25	42	33	±4
Officers	76	±5	21	49	30	±6

Note. Percent responding are Reserve members who answered the question and who have been in the military at least 4 years (Q13).

120. Continued	Percent Responding		Percentages			Max ME
			1	2	3	
USNR	75	±4	28	44	28	±5
Enlisted	72	±5	27	42	31	±7
Officers	89	±4	30	51	20	±7
USMCR	70	±8	27	54	18	±9
Enlisted	66	±9	26	54	20	±11
Officers	93	±6	32	57	11	±11
ANG	77	±3	30	50	20	±4
Enlisted	75	±3	29	51	20	±4
Officers	90	±4	37	45	18	±6
USAFR	74	±3	30	49	21	±4
Enlisted	70	±4	29	48	23	±5
Officers	92	±3	32	50	18	±6
MALES	72	±2	39	39	22	±2
Enlisted	69	±2	39	39	22	±2
E1 - E4	40	±3	38	41	20	±4
E5 - E9	94	±1	39	38	23	±2
Officers	89	±2	41	42	17	±3
O1 - O3	80	±4	38	42	20	±5
O4 - O6	97	±2	42	43	15	±4
Reserve Unit	70	±2	39	39	22	±2
AGR/FTS/AR	93	±2	40	39	21	±4
IMA	95	±3	37	46	17	±6
Non-Hispanic White	73	±2	40	42	18	±2
Total Minority	70	±3	37	34	29	±3
ARNG	70	±2	38	39	23	±3
Enlisted	67	±3	38	38	24	±3
Officers	89	±3	40	43	17	±5
USAR	72	±3	37	38	25	±4
Enlisted	68	±3	37	37	26	±4
Officers	88	±4	39	40	22	±6
USNR	80	±4	42	37	21	±5
Enlisted	77	±4	42	35	22	±6
Officers	90	±4	40	41	19	±6
USMCR	50	±6	39	43	18	±8
Enlisted	45	±6	41	42	17	±9
Officers	88	±7	33	47	20	±8
ANG	82	±3	44	39	17	±4
Enlisted	81	±3	43	40	17	±4
Officers	94	±3	50	36	14	±7
USAFR	80	±3	39	46	15	±5
Enlisted	77	±4	39	46	15	±6
Officers	93	±4	40	48	12	±7
USCGR	77	±3	42	48	11	±4
Enlisted	73	±3	42	47	11	±5
E1 - E4	42	±5	44	44	12	±8
E5 - E9	93	±3	42	48	10	±6
Officers	98	±2	40	50	10	±4
O1 - O3	97	±2	38	53	9	±5
O4 - O6	98	±2	37	51	12	±7
Females	76	±3	32	53	14	±5
Enlisted	71	±4	36	49	15	±6
Officers	98	±2	23	64	13	±6
Males	77	±3	43	47	10	±5
Enlisted	73	±4	43	47	10	±6
Officers	98	±2	44	46	10	±5

Survey Instrument

- You have reached the redirect page for Department of Defense Human Resources Strategic Assessment Program (HRSAP) surveys. You will be redirected to our contractor's web site (a secure .com site run by Data Recognition Corporation) to participate in the survey.
- Please enter your Ticket Number below, then click the Continue button to access your survey.

- If you are not automatically transferred, click on the link below:

<http://www.dodsurvey.net/>

Certification

Authorities: [10 USC 1782](#)

Sponsor: [Office of the Under Secretary of Defense for Personnel and Readiness](#)

Report Control Number: DD-P&R(AR) 2145

Contract: M67004-04-D-0018

Survey Results: <http://www.dmdc.osd.mil/surveys>

Human Relations Surveys

2012 Workplace and Gender Relations Survey of Reserve Component Members

Welcome

[Security Protection Advisory](#)

[RCS#DD-P&R\(QD\)1947](#)

[Exp. 12/31/2013](#)

You have been selected to take a survey about your workplace and experiences over the past year for Reserve component members. When you click the *Continue* button below, you will be asked to:

- Create a Personal Identification Number (PIN)
- Read the Privacy Act and Informed Consent Statement
- Take the survey

Thank you for your time and participation.

[Frequently Asked Questions / How to Contact Us](#)

PRIVACY ACT STATEMENT & INFORMED CONSENT INFORMATION

In accordance with the Privacy Act, this notice informs you of the purpose of the survey and how the findings of these surveys will be used. It also provides information about the Privacy Act and about informed consent. Please read it carefully.

AUTHORITY: 10 USC Sections 136, 481, 1782, and 2358. 14 USC Section 1.

PRINCIPAL PURPOSE: Information collected in this survey will be used to research attitudes and perceptions about gender-related issues, estimate the level of sexual harassment and unwanted sexual contact, and identify areas where improvements are needed. This information will assist in the formulation of policies which may be needed to improve the working environment. Reports will be provided to the Department of Defense (DoD), Department of Homeland Security (DHS), each Military Department, and the Joint Chiefs of Staff. Findings will be used in reports and testimony provided to Congress. Some findings may be published by the Defense Manpower Data Center (DMDC) or in professional journals, or presented at conferences, symposia, and scientific meetings. Data could be used in future research. Datasets without any identifying information may be analyzed by researchers outside of DMDC. Briefings and reports on results from these surveys will be posted on the Web: <http://www.dmdc.osd.mil/surveys/>

ROUTINE USES: None.

DISCLOSURE: Providing information on this survey is voluntary. Most people can complete the survey in 40 minutes. There is no penalty or loss of benefits to which you are entitled if you choose not to respond. However, maximum participation is encouraged so that the data will be complete and representative. Your survey responses will be treated as confidential. Identifying information will be used only by government and contractor staff engaged in, and for purposes of, the survey research. For example, the research oversight office of the Office of the Under Secretary of Defense (Personnel and Readiness) and representatives of the U.S. Army Medical Research and Materiel Command are eligible to review research records as a part of their responsibility to protect human subjects in research. This survey is being conducted for research purposes. In no case will individual identifiable survey responses be reported. If you answer any items and indicate distress or being upset, etc., you will not be contacted for follow-up purposes. However, if you indicate a direct threat to harm yourself or others within responses or communications about the survey, because of concern for your welfare, DMDC will notify an office in your area for appropriate action.

SURVEY ELIGIBILITY AND POTENTIAL BENEFITS: DMDC uses well-established, scientific procedures to randomly select a sample that represents the Defense community based on combinations of demographic characteristics (for example, Service, gender). This is your chance to be heard on issues that directly affect you. While there is no direct benefit for your individual participation, your responses on this survey **make a difference**. For example, results from previous surveys have played an important role in evaluating and developing policies and practices regarding general workplace respect issues as well as sexual assault, sexual harassment, and other gender-related issues. Individuals who are minors as per their state law are not eligible to participate in the survey.

STATEMENT OF RISK: The data collection procedures are not expected to involve any risk or discomfort to you. The only risk to you is accidental or unintentional disclosure of the data you provide. However, the government and its contractors have a number of policies and procedures to ensure that survey data are safe and protected. For example, no identifying information (name, address, Social Security Number) is ever stored in the same file as survey responses. Survey data may be shared with organizations doing research on DoD personnel but only after minimizing detailed demographic data (for example, paygrade and detailed location information) that could possibly be used to identify an individual. A confidentiality analysis is performed to reduce the risk of there being a combination of demographic variables that can single out an individual. Government and contractor staff members have been trained to protect client identity and are subject to civil penalties for violating your confidentiality.

A respondent who experienced sexual harassment or unwanted sexual contact may experience discomfort and/or other emotions while completing the survey. Contact information is provided below for those who experience such discomfort.

- **If you are a victim of sexual assault, or a person who wishes to prevent or respond to this crime, you may want to contact a Sexual Assault Response Coordinator (SARC) or Victim Advocate (VA).**
 - **To reach Military OneSource 24/7 for restricted/unrestricted reporting and established DoD Sexual Assault Services, call a hotline number:
Stateside: 1-800-342-9647
Overseas: 00-800-3429-6477 or call collect 1-484-530-5908
Worldwide: <http://www.militaryonesource.com/> or www.sapr.mil/**
 - **Coast Guard members may want to call Employee Assistance Program Counseling Services (1-800-222-0364)**

- **If you are a victim of sexual harassment, or a person who wishes to prevent or respond to it, you may want to contact your Service's local sexual harassment or equal opportunity office.**
 - **To reach a hotline for your Service call:**

Army: 1-800-267-9964	Marine Corps: 703-784-9371
Navy: 1-800-253-0931	Air Force: 1-800-616-3775
Coast Guard: 1-800-222-0364	

There are other types of helping professionals you can contact as well: Overseas members can contact Military OneSource by calling 800-3429-6477 (Dial country access code; do not dial "1"). You can also contact the counseling hotline: 1-800-784-2433 (1-800-SUICIDE: an anonymous, civilian hotline).

If you experience any difficulties taking the survey, please contact the Survey Processing Center by sending an e-mail to WGRSurvey@osd.pentagon.mil or call, toll-free, 1-800-881-5307. If you have concerns about your rights as a research participant, please contact: U.S. Army Medical Research and Materiel Command Office of Research Protections Institutional Review Board Office (HQ USAMRMC IRB), irboffice@amedd.army.mil, 301-619-6240.

Once you start answering the survey, if you desire to withdraw your answers, please notify the Survey Processing Center prior to June 28, 2012. Please include in the e-mail or phone message your name, Ticket Number, and the PIN that you selected when you started this survey. Unless withdrawn, partially completed survey data may be used after that date.

Click *Continue* if you agree to do the survey.

HOW TO CONTACT US

If you have questions or concerns about this survey, you have three ways to contact the Survey Operations Center:

- **Call:** 1-800-881-5307
- **E-mail:** WGRSurvey@osd.pentagon.mil
- **Fax:** 1-763-268-3002

FREQUENTLY ASKED QUESTIONS

What is Defense Manpower Data Center (DMDC)?

- DMDC maintains the largest archive of personnel, manpower, training, and financial data in Department of Defense (DoD). DMDC also conducts Joint-Service surveys including the Status of Forces Surveys, QuickCompass, and Human Relations Surveys for the Department of Defense. To learn more, visit the DMDC Web site.

<http://www.dmdc.osd.mil/>

What is the Human Relations Survey Program?

- Human Relations Survey is a DoD personnel program that features Web-based surveys sponsored by the Under Secretary of Defense for Personnel and Readiness [USD(P&R)].
- These surveys enable the DoD to regularly assess the attitudes and opinions of the DoD community - active duty and Reserve component members, and DoD civilian employees - on the full range of personnel issues.

How do I know this is an official, approved DoD survey?

- In accordance with DoD Instruction 8910.01, all data collection in the Department must be licensed and show that license as a Report Control Symbol (RCS) with an expiration date. The RCS for this survey is RCS# DD-P&R(QD)1947, expiring 12/31/2013.

How did you pick me?

- DMDC uses well-established, scientific procedures to randomly select a sample that represents the Defense community based on combinations of demographic characteristics (e.g., Service, gender).

Why should I participate?

- This is your chance to be heard on issues that directly affect you, including policies and practices regarding general workplace respect issues as well as sexual assault, sexual harassment, and other gender-related issues.

- Your responses on this survey **make a difference**.

How do I participate?

- The survey will be available at this Web site around April 23, 2012. Currently you may (1) read the Privacy Act Statement, (2) verify contact information, and (3) provide e-mail address(es) so we can notify you when the survey opens.

What is WGRSurvey@osd.pentagon.mil?

- The official e-mail address for communicating with Reserve component members about Human Relations Survey surveys. "WGRSurvey" is short for Workplace Gender Relations Survey.

Why am I being asked to use the Web?

- Web administration enables us to get survey results to senior Defense leaders faster.

Why are you using a .net instead of a .mil domain to field your survey?

- The survey is administered by our contractor, Data Recognition Corporation, an experienced survey operations company. The survey collection tool starts on a .mil site within DMDC. Once you enter your ticket number you are redirected to a contractor site which uses a .net domain. This allows everyone to access the survey, even from a non-government computer.

Do I have to answer all questions?

- No, it is not necessary to answer every question. Within the survey screen, you have four control buttons: Next Page (->), Previous Page (<-), Clear Responses and Save and Return Later. Use these buttons to navigate through the survey or skip questions. Use the Save and Return Later button to give yourself flexibility to complete the survey at a convenient time. When you return to the survey Web site, enter your Ticket Number to get to the place in the survey where you had stopped.

Why does the survey ask personal questions?

- DMDC reports overall results, as well as by other characteristics, such as location, gender, etc. To complete these analyses, we must ask respondents for these types of demographic information.
- Analyzing results in this way provides Defense leaders information about the attitudes and concerns of all subgroups of personnel so that no groups are overlooked.
- Sometimes sensitive questions are asked in order to improve personnel policies, programs, and practices. As with all questions on the surveys, your responses will be held in confidence.

Will my answers be kept private?

- Your privacy will be safeguarded in accordance with the Privacy Act of 1974 (Public Law 93-579).
- All data will be reported in the aggregate and no individual data will be reported.
- We encourage you to safeguard your Ticket Number to prevent unauthorized access to your survey. In addition, to ensure your privacy, be aware of the environment in which you take the survey (e.g., take the survey when no one else is home, take care to not leave the survey unattended).

Can I withdraw my answers once I have started the survey?

- If you wish to withdraw your answers, please notify the Survey Processing Center prior to June 28, 2012 by sending an e-mail to WGRSurvey@osd.pentagon.mil or calling, toll-free 1-800-881-5307. Include your name, Ticket Number and PIN.

Will I ever see the results of the survey?

- DMDC posts survey results on the following Web site:

<http://www.dmdc.osd.mil/surveys/>

BACKGROUND INFORMATION

1. **Were you a member of a Reserve component on April 23, 2012?**

- Yes
 No, I separated or retired on or before April 23, 2012

2. **Are you...**

- Male
 Female

3. **What is your current paygrade? *Mark one.***

- E-1 E-6 W-1 O-1/O-1E
 E-2 E-7 W-2 O-2/O-2E
 E-3 E-8 W-3 O-3/O-3E
 E-4 E-9 W-4 O-4
 E-5 W-5 O-5
 O-6 or above

4. **Are you Spanish/Hispanic/Latino?**

- No, not Spanish/Hispanic/Latino
 Yes, Mexican, Mexican-American, Chicano, Puerto Rican, Cuban, or other Spanish/Hispanic/Latino

5. **What is your race? *Mark one or more races to indicate what you consider yourself to be.***

- White
 Black or African American
 American Indian or Alaska Native
 Asian (e.g., Asian Indian, Chinese, Filipino, Japanese, Korean, or Vietnamese)
 Native Hawaiian or other Pacific Islander (e.g., Samoan, Guamanian, or Chamorro)

6. **What is the highest degree or level of school that you have completed? *Mark the one answer that describes the highest grade or degree that you have completed.***

- 12 years or less of school (no diploma)
 High school graduate-traditional diploma
 High school graduate-alternative diploma (home school, GED, etc.)
 Some college credit, but less than 1 year
 1 or more years of college, no degree
 Associate's degree (for example, AA, AS)
 Bachelor's degree (for example, BA, AB, BS)
 Master's, doctoral, or professional school degree (for example, MA, MS, MEd, MEng, MBA, MSW, PhD, MD, JD, DVM, EdD)

7. **What is your marital status?**

- Married
 Separated
 Divorced
 Widowed
 Never married

8. **[Ask if Q7 = "Divorced" or "Widowed" or "Never Married"] Do you have a significant other (that is, a girlfriend or boyfriend)?**

- Yes
 No

The definition of "child, children, or other legal dependents" includes anyone in your family, except your spouse, who has, or is eligible to have, a Uniformed Services identification card (military ID card) or is eligible for military health care benefits and is enrolled in the Defense Enrollment Eligibility Reporting System (DEERS).

9. **Do you have a child, children, or other legal dependents based on the definition above?**

- Yes
 No

10. **Have you served on active duty, not as a member of the Reserve components, for a cumulative 24 months or more?**

- Yes
 No

SATISFACTION AND RETENTION INTENTION

11. [Ask if Q7 = "Married" or "Separated" or Q8 = "Yes"] In your opinion, how does your spouse/significant other view your participation in the National Guard/Reserve?

- Very favorably
- Somewhat favorably
- Neither favorably nor unfavorably
- Somewhat unfavorably
- Very unfavorably

12. In your opinion, how does your family view your participation in the National Guard/Reserve?

- Very favorably
- Somewhat favorably
- Neither favorably nor unfavorably
- Somewhat unfavorably
- Very unfavorably

13. How many years have you spent in military service? To indicate less than one year, enter "0".

Years

14. Suppose that you have to decide whether to continue to participate in the National Guard/Reserve. Assuming you could stay, how likely is it you would choose to do so?

- Very likely
- Likely
- Neither likely nor unlikely
- Unlikely
- Very unlikely

15. Taking all things into consideration, how satisfied are you, in general, with each of the following aspects of being in the National Guard/Reserve? Mark one answer for each item.

	Very dissatisfied	Dissatisfied	Neither satisfied nor dissatisfied	Satisfied	Very satisfied
a. Your total compensation (i.e., base pay, allowances, and bonuses).....	<input checked="" type="checkbox"/>	<input checked="" type="checkbox"/>	<input checked="" type="checkbox"/>	<input checked="" type="checkbox"/>	<input checked="" type="checkbox"/>
b. The type of work you do in your military job.....	<input checked="" type="checkbox"/>	<input checked="" type="checkbox"/>	<input checked="" type="checkbox"/>	<input checked="" type="checkbox"/>	<input checked="" type="checkbox"/>
c. Your opportunities for promotion in your unit.....	<input checked="" type="checkbox"/>	<input checked="" type="checkbox"/>	<input checked="" type="checkbox"/>	<input checked="" type="checkbox"/>	<input checked="" type="checkbox"/>
d. The quality of your coworkers in your unit.....	<input checked="" type="checkbox"/>	<input checked="" type="checkbox"/>	<input checked="" type="checkbox"/>	<input checked="" type="checkbox"/>	<input checked="" type="checkbox"/>
e. The quality of your supervisor in your unit.....	<input checked="" type="checkbox"/>	<input checked="" type="checkbox"/>	<input checked="" type="checkbox"/>	<input checked="" type="checkbox"/>	<input checked="" type="checkbox"/>

16. Overall, how satisfied are you with the military way of life?

- Very satisfied
- Satisfied
- Neither satisfied nor dissatisfied
- Dissatisfied
- Very dissatisfied

17. If you had a close personal friend considering military service, would you recommend that he/she join? Mark "Yes" or "No" for each item.

	Yes	No
a. A male friend.....	<input checked="" type="checkbox"/>	<input checked="" type="checkbox"/>
b. A female friend.....	<input checked="" type="checkbox"/>	<input checked="" type="checkbox"/>

TEMPO

18. In the past 12 months, how many days (full days, not drill periods) did you spend in a compensated (pay or points) National Guard/Reserve status? To indicate none, enter "0".

Days

19. In the past 12 months, have you spent more or less time away from your home than you expected when you first entered the National Guard/Reserve?

- Much more than expected
- More than expected
- Neither more nor less than expected
- Less than expected
- Much less than expected

20. What impact has time away (or lack thereof) from your home in the past 12 months had on your military career intentions?

- Greatly increased your desire to stay
- Increased your desire to stay
- Neither increased nor decreased your desire to stay
- Decreased your desire to stay
- Greatly decreased your desire to stay

ACTIVATION/DEPLOYMENT STATUS

Please read the following definitions carefully. When you see any form of the terms “activation” or “deployment” later in the survey, you can click on the words to recall these definitions.

In this survey, the term “activation” refers to the involuntary or voluntary call to active duty in support of a contingency of a National Guard/Reserve component member under the provision of 10USC 12301(a) (Full Mobilization), 10USC 12301(d) (Voluntary Active Duty), 10USC 12302 (Partial Mobilization), or 10USC 12304 (Presidential Reserve Callup). **It does NOT apply to members on full-time active duty (AGR/FTS/AR), members serving on full-time National Guard Duty, or members serving on State Active Duty.**

In this survey, the term “deployment” refers to the movement of a member (or unit), for duty purposes, to a location that would be considered outside normal commuting distance or time from the member’s permanent duty station (i.e., the location where the member normally performs Inactive Duty Training [IDT] drills). Deployments can be to a location within the contiguous 48 states (CONUS) or to a location outside the contiguous 48 states (OCONUS).

21. Have you been activated in the past 12 months? This includes activations that started more than 12 months ago and continued into the past 12 months. If you have been an AGR/FTS/AR for the past 12 months, select “No.”

- Yes
- No

22. [Ask if Q21 = "Yes"] Was at least one of your activations in the past 12 months longer than 30 consecutive days?

- Yes
- No

23. [Ask if Q21 = "Yes" AND Q22 = "Yes"] In the past 12 months, has (have) your activation(s) of more than 30 consecutive days been voluntary, involuntary, or both?

- Voluntary
- Involuntary
- Both

24. [Ask if Q21 = "Yes"] Are you currently activated?

- Yes
- No

25. [Ask if Q21 = "Yes" AND Q22 = "Yes" AND Q24 = "Yes"] Did any of your activations of more than 30 consecutive days in the past 12 months result in deployment?

- Yes
- No

26. [Ask if Q21 = "Yes" AND Q22 = "Yes" AND Q24 = "Yes" AND Q25 = "Yes"] In the past 12 months, after processing in the mobilization station, were you deployed within the contiguous 48 states (CONUS), outside the contiguous 48 states (OCONUS), or both?

- CONUS
- OCONUS
- Both

27. [Ask if Q21 = "Yes" AND Q22 = "Yes" AND Q24 = "Yes" AND Q25 = "Yes"] Are you currently deployed?

- Yes
- No

28. [Ask if Q21 = "Yes" AND Q22 = "Yes" AND Q24 = "Yes" AND Q25 = "Yes"] In the past 12 months, have you been deployed for any of the following operations/contingencies? Mark one answer for each item.

	Yes	No
a. Operation Noble Eagle (airport security).....	<input checked="" type="checkbox"/>	<input checked="" type="checkbox"/>
b. Operation Enduring Freedom (Afghanistan)	<input checked="" type="checkbox"/>	<input checked="" type="checkbox"/>

	Yes	No
c. Operation Iraqi Freedom/New Dawn	<input checked="" type="checkbox"/>	<input checked="" type="checkbox"/>
d. Other.....	<input checked="" type="checkbox"/>	<input checked="" type="checkbox"/>

[Ask if Q21 = "Yes" AND Q22 = "Yes" AND Q24 = "Yes" AND Q25 = "Yes" AND Q28 d = "Yes"]
Please specify the other operation for which you were deployed in the past 12 months.

29. [Ask if Q21 = "Yes" AND Q22 = "Yes" AND Q24 = "Yes" AND Q25 = "Yes"] **In the past 12 months, how many times have you been deployed? To indicate nine or more, enter "9".**

 Times

30. [Ask if Any Q28 a - d = "Yes"] **In the past 12 months, have you been deployed to a combat zone or an area where you drew imminent danger pay or hostile fire pay?**

- Yes
- No

EMPLOYMENT/STUDENT STATUS

If you are currently activated, report whether you were a military technician in the week prior to your current activation.

31. [Ask if RSV_SCAT not G or B [Not AGR or IMA] AND (RORG_CD = "Army National Guard" OR RORG_CD = "US Army Reserve" OR RORG_CD = "Air National Guard" OR RORG_CD = "US Air Force Reserve")] **Are you a military technician?**

- Yes, I am currently a military technician
- Yes, in the week before my current activation I was a military technician
- No

If you are currently activated, report your employment status in the week prior to your current activation.

32. [Ask if RSV_SCAT = not G [Not AGR]] **Do you have a civilian job?**

- Yes, I currently have a civilian job
- Yes, in the week before my current activation I had a civilian job
- No

If you are currently activated, report your student status in the week prior to your current activation.

33. [Ask if RSV_SCAT = not G [Not AGR]] **Are you a student?**

- Yes, I am currently a student
- Yes, in the week before my current activation I was a student
- No

YOUR MILITARY WORKPLACE

34. **How long have you been in your present military unit? To indicate less than one year, enter "0".**

 Years

35. **Are you currently... Mark "Yes" or "No" for each item.**

	Yes	No
a. A student in a resident military course?	<input checked="" type="checkbox"/>	<input checked="" type="checkbox"/>
b. In a military occupational specialty (MOS/D/R/AFSC) not usually held by persons of your gender?.....	<input checked="" type="checkbox"/>	<input checked="" type="checkbox"/>
c. In a military work environment where members of your gender are uncommon?	<input checked="" type="checkbox"/>	<input checked="" type="checkbox"/>

36. **Which of the following describes your immediate supervisor in your current military work group? Mark one.**

- Male military
- Male civilian
- Female military
- Female civilian

37. **How much do you agree or disagree with the following statements about your immediate supervisor at your military job? Mark one answer for each statement.**

	Strongly disagree	Disagree	Neither agree nor disagree	Agree	Strongly agree
a. You trust your supervisor.	<input checked="" type="checkbox"/>	<input checked="" type="checkbox"/>	<input checked="" type="checkbox"/>	<input checked="" type="checkbox"/>	<input checked="" type="checkbox"/>
b. Your supervisor ensures that all assigned personnel are treated fairly.	<input checked="" type="checkbox"/>	<input checked="" type="checkbox"/>	<input checked="" type="checkbox"/>	<input checked="" type="checkbox"/>	<input checked="" type="checkbox"/>

Strongly disagree					
Disagree					
Neither agree nor disagree					
Agree					
Strongly agree					
c. There is very little conflict between your supervisor and the people who report to him/her.....	<input checked="" type="checkbox"/>	<input checked="" type="checkbox"/>	<input checked="" type="checkbox"/>	<input checked="" type="checkbox"/>	<input checked="" type="checkbox"/>
d. Your supervisor evaluates your work performance fairly.....	<input checked="" type="checkbox"/>	<input checked="" type="checkbox"/>	<input checked="" type="checkbox"/>	<input checked="" type="checkbox"/>	<input checked="" type="checkbox"/>
e. Your supervisor assigns work fairly in your work group.....	<input checked="" type="checkbox"/>	<input checked="" type="checkbox"/>	<input checked="" type="checkbox"/>	<input checked="" type="checkbox"/>	<input checked="" type="checkbox"/>
f. You are satisfied with the direction/supervision you receive.....	<input checked="" type="checkbox"/>	<input checked="" type="checkbox"/>	<input checked="" type="checkbox"/>	<input checked="" type="checkbox"/>	<input checked="" type="checkbox"/>

38. To what extent does your immediate supervisor at your military job... *Mark one answer for each statement.*

Strongly disagree					
Disagree					
Neither agree nor disagree					
Agree					
Strongly agree					
a. Use the full range of subordinates' military skills to achieve mission objectives?.....	<input checked="" type="checkbox"/>	<input checked="" type="checkbox"/>	<input checked="" type="checkbox"/>	<input checked="" type="checkbox"/>	<input checked="" type="checkbox"/>
b. Use subordinates' mission-related, non-military skills to achieve mission objectives?.....	<input checked="" type="checkbox"/>	<input checked="" type="checkbox"/>	<input checked="" type="checkbox"/>	<input checked="" type="checkbox"/>	<input checked="" type="checkbox"/>
c. Welcome subordinates' input on how to best accomplish mission objectives?.....	<input checked="" type="checkbox"/>	<input checked="" type="checkbox"/>	<input checked="" type="checkbox"/>	<input checked="" type="checkbox"/>	<input checked="" type="checkbox"/>
d. Encourage subordinates to develop/maintain non-English language skills?	<input checked="" type="checkbox"/>	<input checked="" type="checkbox"/>	<input checked="" type="checkbox"/>	<input checked="" type="checkbox"/>	<input checked="" type="checkbox"/>
e. Assign tasks so subordinates can learn new skills?	<input checked="" type="checkbox"/>	<input checked="" type="checkbox"/>	<input checked="" type="checkbox"/>	<input checked="" type="checkbox"/>	<input checked="" type="checkbox"/>

39. Which of the following best describes the gender mix of your current military work group, that is, the people with whom you work on a day-to-day basis? *Mark one.*

- All men
- Almost entirely men
- More men than women
- About equal numbers of men and women
- More women than men
- Almost entirely women
- All women

40. How much do you agree or disagree with the following statements about the people you work with at your military workplace? *Mark one answer for each statement.*

Strongly disagree					
Disagree					
Neither agree nor disagree					
Agree					
Strongly agree					
a. There is very little conflict among your coworkers.....	<input checked="" type="checkbox"/>	<input checked="" type="checkbox"/>	<input checked="" type="checkbox"/>	<input checked="" type="checkbox"/>	<input checked="" type="checkbox"/>
b. Your coworkers put in the effort required for their jobs.....	<input checked="" type="checkbox"/>	<input checked="" type="checkbox"/>	<input checked="" type="checkbox"/>	<input checked="" type="checkbox"/>	<input checked="" type="checkbox"/>
c. The people in your work group tend to get along.....	<input checked="" type="checkbox"/>	<input checked="" type="checkbox"/>	<input checked="" type="checkbox"/>	<input checked="" type="checkbox"/>	<input checked="" type="checkbox"/>
d. The people in your work group are willing to help each other.....	<input checked="" type="checkbox"/>	<input checked="" type="checkbox"/>	<input checked="" type="checkbox"/>	<input checked="" type="checkbox"/>	<input checked="" type="checkbox"/>
e. You are satisfied with the relationships you have with your coworkers.....	<input checked="" type="checkbox"/>	<input checked="" type="checkbox"/>	<input checked="" type="checkbox"/>	<input checked="" type="checkbox"/>	<input checked="" type="checkbox"/>

41. How much do you agree or disagree with the following statements about the work you do at your military workplace? *Mark one answer for each statement.*

Strongly disagree					
Disagree					
Neither agree nor disagree					
Agree					
Strongly agree					
a. Your work provides you with a sense of pride.....	<input checked="" type="checkbox"/>	<input checked="" type="checkbox"/>	<input checked="" type="checkbox"/>	<input checked="" type="checkbox"/>	<input checked="" type="checkbox"/>
b. Your work makes good use of your skills.....	<input checked="" type="checkbox"/>	<input checked="" type="checkbox"/>	<input checked="" type="checkbox"/>	<input checked="" type="checkbox"/>	<input checked="" type="checkbox"/>
c. You like the kind of work you do.....	<input checked="" type="checkbox"/>	<input checked="" type="checkbox"/>	<input checked="" type="checkbox"/>	<input checked="" type="checkbox"/>	<input checked="" type="checkbox"/>

Strongly disagree					
Disagree					
Neither agree nor disagree					
Agree					
Strongly agree					
d. Your job gives you the chance to acquire valuable skills.....	<input checked="" type="checkbox"/>	<input checked="" type="checkbox"/>	<input checked="" type="checkbox"/>	<input checked="" type="checkbox"/>	<input checked="" type="checkbox"/>
e. You are satisfied with your job as a whole.....	<input checked="" type="checkbox"/>	<input checked="" type="checkbox"/>	<input checked="" type="checkbox"/>	<input checked="" type="checkbox"/>	<input checked="" type="checkbox"/>
f. Your day-to-day work is directly tied to your wartime job.....	<input checked="" type="checkbox"/>	<input checked="" type="checkbox"/>	<input checked="" type="checkbox"/>	<input checked="" type="checkbox"/>	<input checked="" type="checkbox"/>

42. In your present **military** unit, to what extent are you... *Mark one answer for each statement.*

Not at all					
Small extent					
Moderate extent					
Large extent					
Very large extent					
a. Allowed to draw upon your non-military experiences/skills?.....	<input checked="" type="checkbox"/>	<input checked="" type="checkbox"/>	<input checked="" type="checkbox"/>	<input checked="" type="checkbox"/>	<input checked="" type="checkbox"/>
b. Allowed to draw upon your military experiences/skills?	<input checked="" type="checkbox"/>	<input checked="" type="checkbox"/>	<input checked="" type="checkbox"/>	<input checked="" type="checkbox"/>	<input checked="" type="checkbox"/>
c. Encouraged to provide input on how to best accomplish mission objectives?	<input checked="" type="checkbox"/>	<input checked="" type="checkbox"/>	<input checked="" type="checkbox"/>	<input checked="" type="checkbox"/>	<input checked="" type="checkbox"/>
d. Assigned tasks so you can learn new skills?	<input checked="" type="checkbox"/>	<input checked="" type="checkbox"/>	<input checked="" type="checkbox"/>	<input checked="" type="checkbox"/>	<input checked="" type="checkbox"/>

43. Overall, how well prepared... *Mark one answer for each item.*

Very poorly prepared					
Poorly prepared					
Neither well nor poorly prepared					
Well prepared					
Very well prepared					
a. Are <u>you</u> to perform your wartime job?	<input checked="" type="checkbox"/>	<input checked="" type="checkbox"/>	<input checked="" type="checkbox"/>	<input checked="" type="checkbox"/>	<input checked="" type="checkbox"/>
b. Is <u>your unit</u> to perform its wartime mission?	<input checked="" type="checkbox"/>	<input checked="" type="checkbox"/>	<input checked="" type="checkbox"/>	<input checked="" type="checkbox"/>	<input checked="" type="checkbox"/>

44. Overall, how would you rate... *Mark one answer for each item.*

Very low					
Low					
Moderate					
High					
Very high					
a. <u>Your current level of morale?</u>	<input checked="" type="checkbox"/>	<input checked="" type="checkbox"/>	<input checked="" type="checkbox"/>	<input checked="" type="checkbox"/>	<input checked="" type="checkbox"/>
b. <u>Your unit's current level of morale?</u>	<input checked="" type="checkbox"/>	<input checked="" type="checkbox"/>	<input checked="" type="checkbox"/>	<input checked="" type="checkbox"/>	<input checked="" type="checkbox"/>

45. How much do you agree or disagree with the following statements about your National Guard/Reserve unit? *Mark one answer for each statement.*

Strongly disagree					
Disagree					
Neither agree nor disagree					
Agree					
Strongly agree					
a. Members in your unit really care about each other.....	<input checked="" type="checkbox"/>	<input checked="" type="checkbox"/>	<input checked="" type="checkbox"/>	<input checked="" type="checkbox"/>	<input checked="" type="checkbox"/>
b. Members in your unit work well as a team.....	<input checked="" type="checkbox"/>	<input checked="" type="checkbox"/>	<input checked="" type="checkbox"/>	<input checked="" type="checkbox"/>	<input checked="" type="checkbox"/>
c. Members in your unit pull together to get the job done.....	<input checked="" type="checkbox"/>	<input checked="" type="checkbox"/>	<input checked="" type="checkbox"/>	<input checked="" type="checkbox"/>	<input checked="" type="checkbox"/>
d. Members in your unit trust each other.....	<input checked="" type="checkbox"/>	<input checked="" type="checkbox"/>	<input checked="" type="checkbox"/>	<input checked="" type="checkbox"/>	<input checked="" type="checkbox"/>

46. How often during the **past 12 months** have you experienced any of the following behaviors where coworkers or supervisors... *Mark one answer for each item.*

Very often					
Often					
Sometimes					
Once or twice					
Never					
a. Intentionally interfered with your work performance?	<input checked="" type="checkbox"/>	<input checked="" type="checkbox"/>	<input checked="" type="checkbox"/>	<input checked="" type="checkbox"/>	<input checked="" type="checkbox"/>
b. Did not provide information or assistance when you needed it?	<input checked="" type="checkbox"/>	<input checked="" type="checkbox"/>	<input checked="" type="checkbox"/>	<input checked="" type="checkbox"/>	<input checked="" type="checkbox"/>
c. Were excessively harsh in their criticism of your work performance?	<input checked="" type="checkbox"/>	<input checked="" type="checkbox"/>	<input checked="" type="checkbox"/>	<input checked="" type="checkbox"/>	<input checked="" type="checkbox"/>

	Never	Once or twice	Sometimes	Often	Very often
d. Took credit for work or ideas that were yours?.....	<input checked="" type="checkbox"/>	<input checked="" type="checkbox"/>	<input checked="" type="checkbox"/>	<input checked="" type="checkbox"/>	<input checked="" type="checkbox"/>
e. Gossiped/talked about you?.....	<input checked="" type="checkbox"/>	<input checked="" type="checkbox"/>	<input checked="" type="checkbox"/>	<input checked="" type="checkbox"/>	<input checked="" type="checkbox"/>
f. Used insults, sarcasm, or gestures to humiliate you?.....	<input checked="" type="checkbox"/>	<input checked="" type="checkbox"/>	<input checked="" type="checkbox"/>	<input checked="" type="checkbox"/>	<input checked="" type="checkbox"/>
g. Yelled when they were angry with you?.....	<input checked="" type="checkbox"/>	<input checked="" type="checkbox"/>	<input checked="" type="checkbox"/>	<input checked="" type="checkbox"/>	<input checked="" type="checkbox"/>
h. Swore at you in a hostile manner?	<input checked="" type="checkbox"/>	<input checked="" type="checkbox"/>	<input checked="" type="checkbox"/>	<input checked="" type="checkbox"/>	<input checked="" type="checkbox"/>
i. Damaged or stole your property or equipment?.....	<input checked="" type="checkbox"/>	<input checked="" type="checkbox"/>	<input checked="" type="checkbox"/>	<input checked="" type="checkbox"/>	<input checked="" type="checkbox"/>

49. In the **past month**, how often have you... **Mark one answer for each item.**

	Never	Almost never	Sometimes	Fairly often	Very often
a. Been upset because of something that happened unexpectedly?.....	<input checked="" type="checkbox"/>	<input checked="" type="checkbox"/>	<input checked="" type="checkbox"/>	<input checked="" type="checkbox"/>	<input checked="" type="checkbox"/>
b. Felt that you were unable to control the important things in your life?.....	<input checked="" type="checkbox"/>	<input checked="" type="checkbox"/>	<input checked="" type="checkbox"/>	<input checked="" type="checkbox"/>	<input checked="" type="checkbox"/>
c. Felt nervous and stressed?	<input checked="" type="checkbox"/>	<input checked="" type="checkbox"/>	<input checked="" type="checkbox"/>	<input checked="" type="checkbox"/>	<input checked="" type="checkbox"/>
d. Felt confident about your ability to handle your personal problems?	<input checked="" type="checkbox"/>	<input checked="" type="checkbox"/>	<input checked="" type="checkbox"/>	<input checked="" type="checkbox"/>	<input checked="" type="checkbox"/>
e. Felt that things were going your way?	<input checked="" type="checkbox"/>	<input checked="" type="checkbox"/>	<input checked="" type="checkbox"/>	<input checked="" type="checkbox"/>	<input checked="" type="checkbox"/>
f. Found that you could not cope with all of the things you had to do?	<input checked="" type="checkbox"/>	<input checked="" type="checkbox"/>	<input checked="" type="checkbox"/>	<input checked="" type="checkbox"/>	<input checked="" type="checkbox"/>
g. Been able to control irritations in your life?	<input checked="" type="checkbox"/>	<input checked="" type="checkbox"/>	<input checked="" type="checkbox"/>	<input checked="" type="checkbox"/>	<input checked="" type="checkbox"/>
h. Felt that you were on top of things?	<input checked="" type="checkbox"/>	<input checked="" type="checkbox"/>	<input checked="" type="checkbox"/>	<input checked="" type="checkbox"/>	<input checked="" type="checkbox"/>
i. Been angered because of things that were outside of your control?	<input checked="" type="checkbox"/>	<input checked="" type="checkbox"/>	<input checked="" type="checkbox"/>	<input checked="" type="checkbox"/>	<input checked="" type="checkbox"/>
j. Felt difficulties were piling up so high that you could not overcome them?	<input checked="" type="checkbox"/>	<input checked="" type="checkbox"/>	<input checked="" type="checkbox"/>	<input checked="" type="checkbox"/>	<input checked="" type="checkbox"/>

STRESS, HEALTH, AND WELL-BEING

47. How true or false is each of the following statements for you? **Mark one answer for each statement.**

	Definitely false	Mostly false	Mostly true	Definitely true
a. I am as healthy as anybody I know.	<input checked="" type="checkbox"/>	<input checked="" type="checkbox"/>	<input checked="" type="checkbox"/>	<input checked="" type="checkbox"/>
b. I seem to get sick a little easier than other people.....	<input checked="" type="checkbox"/>	<input checked="" type="checkbox"/>	<input checked="" type="checkbox"/>	<input checked="" type="checkbox"/>
c. I expect my health to get worse.	<input checked="" type="checkbox"/>	<input checked="" type="checkbox"/>	<input checked="" type="checkbox"/>	<input checked="" type="checkbox"/>
d. My health is excellent.	<input checked="" type="checkbox"/>	<input checked="" type="checkbox"/>	<input checked="" type="checkbox"/>	<input checked="" type="checkbox"/>

48. Overall, how would you rate the current level of stress in your... **Mark one answer for each item.**

	Much less than usual	Less than usual	About the same as usual	More than usual	Much more than usual
a. <u>Military</u> life?.....	<input checked="" type="checkbox"/>	<input checked="" type="checkbox"/>	<input checked="" type="checkbox"/>	<input checked="" type="checkbox"/>	<input checked="" type="checkbox"/>
b. <u>Personal</u> life?.....	<input checked="" type="checkbox"/>	<input checked="" type="checkbox"/>	<input checked="" type="checkbox"/>	<input checked="" type="checkbox"/>	<input checked="" type="checkbox"/>

50. Below is a list of problems that people sometimes have in response to stressful experiences. Please indicate how much you have been bothered by the following in the **past month**. **Mark one answer for each item.**

	Not at all	A little bit	Moderately	Quite a bit	Extremely
a. Having repeated, disturbing <i>memories</i> , <i>thoughts</i> , or <i>images</i> of a stressful experience?	<input checked="" type="checkbox"/>	<input checked="" type="checkbox"/>	<input checked="" type="checkbox"/>	<input checked="" type="checkbox"/>	<input checked="" type="checkbox"/>
b. Having repeated, disturbing <i>dreams</i> of a stressful experience?	<input checked="" type="checkbox"/>	<input checked="" type="checkbox"/>	<input checked="" type="checkbox"/>	<input checked="" type="checkbox"/>	<input checked="" type="checkbox"/>
c. Suddenly <i>acting</i> or <i>feeling</i> as if a stressful experience were <i>happening again</i> (as if you were reliving it)?	<input checked="" type="checkbox"/>	<input checked="" type="checkbox"/>	<input checked="" type="checkbox"/>	<input checked="" type="checkbox"/>	<input checked="" type="checkbox"/>

	Extremely				
	Quite a bit				
	Moderately				
	A little bit				
	Not at all				
d. Feeling <i>very upset</i> when something <i>reminded</i> you of a stressful experience?	<input checked="" type="checkbox"/>	<input checked="" type="checkbox"/>	<input checked="" type="checkbox"/>	<input checked="" type="checkbox"/>	<input checked="" type="checkbox"/>
e. Having <i>physical reactions</i> (e.g., heart pounding, trouble breathing, or sweating) when something <i>reminded</i> you of a stressful experience?	<input checked="" type="checkbox"/>	<input checked="" type="checkbox"/>	<input checked="" type="checkbox"/>	<input checked="" type="checkbox"/>	<input checked="" type="checkbox"/>
f. Avoiding <i>thoughts about</i> or <i>talking about</i> a stressful experience or avoiding <i>having feelings</i> related to it?	<input checked="" type="checkbox"/>	<input checked="" type="checkbox"/>	<input checked="" type="checkbox"/>	<input checked="" type="checkbox"/>	<input checked="" type="checkbox"/>
g. Avoiding <i>activities</i> or <i>situations</i> because they <i>remind</i> you of a stressful experience?	<input checked="" type="checkbox"/>	<input checked="" type="checkbox"/>	<input checked="" type="checkbox"/>	<input checked="" type="checkbox"/>	<input checked="" type="checkbox"/>
h. Trouble <i>remembering important parts</i> of a stressful experience?	<input checked="" type="checkbox"/>	<input checked="" type="checkbox"/>	<input checked="" type="checkbox"/>	<input checked="" type="checkbox"/>	<input checked="" type="checkbox"/>
i. Loss of <i>interest in things that you used to enjoy</i> ?	<input checked="" type="checkbox"/>	<input checked="" type="checkbox"/>	<input checked="" type="checkbox"/>	<input checked="" type="checkbox"/>	<input checked="" type="checkbox"/>
j. Feeling <i>distant</i> or <i>cut off</i> from other people?	<input checked="" type="checkbox"/>	<input checked="" type="checkbox"/>	<input checked="" type="checkbox"/>	<input checked="" type="checkbox"/>	<input checked="" type="checkbox"/>
k. Feeling <i>emotionally numb</i> or being unable to have loving feelings for those close to you?	<input checked="" type="checkbox"/>	<input checked="" type="checkbox"/>	<input checked="" type="checkbox"/>	<input checked="" type="checkbox"/>	<input checked="" type="checkbox"/>
l. Feeling as if your <i>future</i> will somehow be <i>cut short</i> ?	<input checked="" type="checkbox"/>	<input checked="" type="checkbox"/>	<input checked="" type="checkbox"/>	<input checked="" type="checkbox"/>	<input checked="" type="checkbox"/>
m. Trouble <i>falling</i> or <i>staying asleep</i> ?	<input checked="" type="checkbox"/>	<input checked="" type="checkbox"/>	<input checked="" type="checkbox"/>	<input checked="" type="checkbox"/>	<input checked="" type="checkbox"/>
n. Feeling <i>irritable</i> or having <i>angry outbursts</i> ?	<input checked="" type="checkbox"/>	<input checked="" type="checkbox"/>	<input checked="" type="checkbox"/>	<input checked="" type="checkbox"/>	<input checked="" type="checkbox"/>
o. Having <i>difficulty concentrating</i> ?	<input checked="" type="checkbox"/>	<input checked="" type="checkbox"/>	<input checked="" type="checkbox"/>	<input checked="" type="checkbox"/>	<input checked="" type="checkbox"/>
p. Being " <i>super alert</i> " or " <i>on guard</i> "?	<input checked="" type="checkbox"/>	<input checked="" type="checkbox"/>	<input checked="" type="checkbox"/>	<input checked="" type="checkbox"/>	<input checked="" type="checkbox"/>
q. Feeling <i>jumpy</i> or easily startled?	<input checked="" type="checkbox"/>	<input checked="" type="checkbox"/>	<input checked="" type="checkbox"/>	<input checked="" type="checkbox"/>	<input checked="" type="checkbox"/>

51. Over the past month, have you been bothered by the following problems? **Mark one answer for each item.**

	Nearly every day			
	More than half the days			
	Several days			
	Not at all			
a. Little interest or pleasure in doing things.....	<input checked="" type="checkbox"/>	<input checked="" type="checkbox"/>	<input checked="" type="checkbox"/>	<input checked="" type="checkbox"/>
b. Feeling down, depressed, or hopeless.....	<input checked="" type="checkbox"/>	<input checked="" type="checkbox"/>	<input checked="" type="checkbox"/>	<input checked="" type="checkbox"/>
c. Trouble falling or staying asleep, or sleeping too much	<input checked="" type="checkbox"/>	<input checked="" type="checkbox"/>	<input checked="" type="checkbox"/>	<input checked="" type="checkbox"/>
d. Feeling tired or having little energy	<input checked="" type="checkbox"/>	<input checked="" type="checkbox"/>	<input checked="" type="checkbox"/>	<input checked="" type="checkbox"/>
e. Poor appetite or overeating.....	<input checked="" type="checkbox"/>	<input checked="" type="checkbox"/>	<input checked="" type="checkbox"/>	<input checked="" type="checkbox"/>
f. Feeling bad about yourself — or that you are a failure or have let yourself or your family down.....	<input checked="" type="checkbox"/>	<input checked="" type="checkbox"/>	<input checked="" type="checkbox"/>	<input checked="" type="checkbox"/>
g. Trouble concentrating on things, such as reading the newspaper or watching television	<input checked="" type="checkbox"/>	<input checked="" type="checkbox"/>	<input checked="" type="checkbox"/>	<input checked="" type="checkbox"/>
h. Moving or speaking so slowly that other people could have noticed. Or the opposite — being so fidgety or restless that you have been moving around a lot more than usual	<input checked="" type="checkbox"/>	<input checked="" type="checkbox"/>	<input checked="" type="checkbox"/>	<input checked="" type="checkbox"/>

52. [Ask if Q51a - h = "Several days" OR "More than half the days" OR "Nearly every day" OR Q50 a - q = "A little bit" OR "Moderately" OR "Quite a bit" OR "Extremely"] **Were any of the problems you marked in the previous questions a result of experiencing... Mark "Yes" or "No" for each item.**

	No	
	Yes	
a. Combat or being in a combat zone?	<input checked="" type="checkbox"/>	<input checked="" type="checkbox"/>
b. Sexual assault while deployed?	<input checked="" type="checkbox"/>	<input checked="" type="checkbox"/>
c. Sexual assault while <u>not</u> deployed?	<input checked="" type="checkbox"/>	<input checked="" type="checkbox"/>
d. Other traumatic <u>military</u> events?	<input checked="" type="checkbox"/>	<input checked="" type="checkbox"/>
e. Other traumatic <u>non-military</u> events?	<input checked="" type="checkbox"/>	<input checked="" type="checkbox"/>
f. Traumatic events prior to entering military service?	<input checked="" type="checkbox"/>	<input checked="" type="checkbox"/>
g. Other?	<input checked="" type="checkbox"/>	<input checked="" type="checkbox"/>

[Ask if Q52 g = "Yes"] **Please specify the other experience(s) that resulted in the problems you marked in the previous questions.**

53. How much do you agree or disagree with the following statements that might affect your decision to receive mental health counseling or service if you ever had a problem? *Mark one answer for each item.*

	Strongly disagree				
	Disagree				
	Neither agree nor disagree				
	Agree				
	Strongly agree				
a. I don't know where to get help.....	<input checked="" type="checkbox"/>	<input checked="" type="checkbox"/>	<input checked="" type="checkbox"/>	<input checked="" type="checkbox"/>	<input checked="" type="checkbox"/>
b. I don't have adequate transportation.....	<input checked="" type="checkbox"/>	<input checked="" type="checkbox"/>	<input checked="" type="checkbox"/>	<input checked="" type="checkbox"/>	<input checked="" type="checkbox"/>
c. It is difficult to schedule an appointment.....	<input checked="" type="checkbox"/>	<input checked="" type="checkbox"/>	<input checked="" type="checkbox"/>	<input checked="" type="checkbox"/>	<input checked="" type="checkbox"/>
d. There would be difficulty getting time off work for treatment.....	<input checked="" type="checkbox"/>	<input checked="" type="checkbox"/>	<input checked="" type="checkbox"/>	<input checked="" type="checkbox"/>	<input checked="" type="checkbox"/>
e. It would be too embarrassing.....	<input checked="" type="checkbox"/>	<input checked="" type="checkbox"/>	<input checked="" type="checkbox"/>	<input checked="" type="checkbox"/>	<input checked="" type="checkbox"/>
f. It would harm my career.....	<input checked="" type="checkbox"/>	<input checked="" type="checkbox"/>	<input checked="" type="checkbox"/>	<input checked="" type="checkbox"/>	<input checked="" type="checkbox"/>
g. My coworkers might have less confidence in me.....	<input checked="" type="checkbox"/>	<input checked="" type="checkbox"/>	<input checked="" type="checkbox"/>	<input checked="" type="checkbox"/>	<input checked="" type="checkbox"/>
h. My leaders might treat me differently.....	<input checked="" type="checkbox"/>	<input checked="" type="checkbox"/>	<input checked="" type="checkbox"/>	<input checked="" type="checkbox"/>	<input checked="" type="checkbox"/>
i. My leaders would blame me for the problem.....	<input checked="" type="checkbox"/>	<input checked="" type="checkbox"/>	<input checked="" type="checkbox"/>	<input checked="" type="checkbox"/>	<input checked="" type="checkbox"/>
j. I would be seen as weak.....	<input checked="" type="checkbox"/>	<input checked="" type="checkbox"/>	<input checked="" type="checkbox"/>	<input checked="" type="checkbox"/>	<input checked="" type="checkbox"/>
k. Mental health care doesn't work.....	<input checked="" type="checkbox"/>	<input checked="" type="checkbox"/>	<input checked="" type="checkbox"/>	<input checked="" type="checkbox"/>	<input checked="" type="checkbox"/>
l. Mental health care counseling may impact my security clearance.....	<input checked="" type="checkbox"/>	<input checked="" type="checkbox"/>	<input checked="" type="checkbox"/>	<input checked="" type="checkbox"/>	<input checked="" type="checkbox"/>

GENDER-RELATED EXPERIENCES

54. During the past 12 months, did any of the following happen to you? If it did, do you believe your gender was a factor? *Mark one answer for each.*

	Yes, and your gender was a factor		
	Yes, but your gender was NOT a factor		
	No, or does not apply		
a. You were rated lower than you deserved on your last military evaluation.....	<input checked="" type="checkbox"/>	<input checked="" type="checkbox"/>	<input checked="" type="checkbox"/>
b. Your last military evaluation contained unjustified negative comments.....	<input checked="" type="checkbox"/>	<input checked="" type="checkbox"/>	<input checked="" type="checkbox"/>
c. You were held to a higher performance standard than others in your military job.....	<input checked="" type="checkbox"/>	<input checked="" type="checkbox"/>	<input checked="" type="checkbox"/>

	Yes, and your gender was a factor		
	Yes, but your gender was NOT a factor		
	No, or does not apply		

d. You did not get a military award or decoration given to others in similar circumstances.....	<input checked="" type="checkbox"/>	<input checked="" type="checkbox"/>	<input checked="" type="checkbox"/>
e. Your current military assignment has not made use of your job skills.....	<input checked="" type="checkbox"/>	<input checked="" type="checkbox"/>	<input checked="" type="checkbox"/>
f. Your current assignment is not good for your career if you continue in the military.....	<input checked="" type="checkbox"/>	<input checked="" type="checkbox"/>	<input checked="" type="checkbox"/>
g. You did not receive day-to-day, short-term tasks in your military job that would have helped you prepare for advancement.....	<input checked="" type="checkbox"/>	<input checked="" type="checkbox"/>	<input checked="" type="checkbox"/>
h. You did not have a professional relationship with someone who advised (mentored) you on military career development or advancement.....	<input checked="" type="checkbox"/>	<input checked="" type="checkbox"/>	<input checked="" type="checkbox"/>
i. You did not learn <u>until it was too late</u> of opportunities that would have helped your military career.....	<input checked="" type="checkbox"/>	<input checked="" type="checkbox"/>	<input checked="" type="checkbox"/>
j. You were unable to get straight answers about your military promotion possibilities.....	<input checked="" type="checkbox"/>	<input checked="" type="checkbox"/>	<input checked="" type="checkbox"/>
k. You were excluded from social events important to military career development and being kept informed.....	<input checked="" type="checkbox"/>	<input checked="" type="checkbox"/>	<input checked="" type="checkbox"/>
l. You did not get a military job assignment that you wanted and for which you were qualified.....	<input checked="" type="checkbox"/>	<input checked="" type="checkbox"/>	<input checked="" type="checkbox"/>
n. Have you had any other gender-related experiences at your military workplace?.....	<input checked="" type="checkbox"/>	<input checked="" type="checkbox"/>	<input checked="" type="checkbox"/>

m. [Ask if Q54 n = 'Yes, and your gender was a factor'] You indicated "Yes, and your gender was a factor" in not getting a military job assignment that you wanted and for which you were qualified. Was this assignment legally open to women?

- Yes
- No

[Ask if Q54 m = 'Yes, and your gender was a factor'] What other gender-related experiences at your military workplace have happened to you?

55. [Ask if Any Q54 a - I = "Yes, but your gender was NOT a factor" OR "Yes, and your gender was a factor" OR Q54 n = "Yes, but your gender was NOT a factor" OR "Yes, and your gender was a factor"] Do you consider ANY of the behaviors which you marked as happening to you in the previous question to have been... Mark one answer for each item.

	None	Some	All
a. Sex discrimination?.....	<input checked="" type="checkbox"/>	<input checked="" type="checkbox"/>	<input checked="" type="checkbox"/>
b. Racial/ethnic discrimination?	<input checked="" type="checkbox"/>	<input checked="" type="checkbox"/>	<input checked="" type="checkbox"/>
c. Age discrimination?	<input checked="" type="checkbox"/>	<input checked="" type="checkbox"/>	<input checked="" type="checkbox"/>
d. Religious discrimination?	<input checked="" type="checkbox"/>	<input checked="" type="checkbox"/>	<input checked="" type="checkbox"/>
e. Other?.....	<input checked="" type="checkbox"/>	<input checked="" type="checkbox"/>	<input checked="" type="checkbox"/>

[Ask if Any Q54 a - I = "Yes, but your gender was NOT a factor" OR "Yes, and your gender was a factor" OR Q54 n = "Yes, but your gender was NOT a factor" OR "Yes, and your gender was a factor" AND Q55 e = "Some" OR Q55 e = "All"] Please specify what other type of discrimination you consider your experiences to have been.

56. In this question you are asked about sex/gender-related talk and/or behavior that was unwanted, uninvited, and in which you did not participate willingly. How often during the past 12 months have you been in situations involving

- **Military Personnel** (Active Duty or National Guard/Reserve)
 - on- or off-duty
 - on- or off-installation or ship; and/or
- **DoD/DHS Civilian Employees and/or Contractors**
 - in your military workplace or on your installation/ship

where one or more of these individuals (of either gender)... Mark one answer for each item.

	Never	Once or twice	Sometimes	Often	Very often
a. Repeatedly told sexual stories or jokes that were offensive to you?.....	<input checked="" type="checkbox"/>	<input checked="" type="checkbox"/>	<input checked="" type="checkbox"/>	<input checked="" type="checkbox"/>	<input checked="" type="checkbox"/>
b. Referred to people of your gender in insulting or offensive terms?.....	<input checked="" type="checkbox"/>	<input checked="" type="checkbox"/>	<input checked="" type="checkbox"/>	<input checked="" type="checkbox"/>	<input checked="" type="checkbox"/>
c. Made unwelcome attempts to draw you into a discussion of sexual matters (e.g., attempted to discuss or comment on your sex life)?.....	<input checked="" type="checkbox"/>	<input checked="" type="checkbox"/>	<input checked="" type="checkbox"/>	<input checked="" type="checkbox"/>	<input checked="" type="checkbox"/>
d. Treated you "differently" because of your gender (e.g., mistreated, slighted, or ignored you)?.....	<input checked="" type="checkbox"/>	<input checked="" type="checkbox"/>	<input checked="" type="checkbox"/>	<input checked="" type="checkbox"/>	<input checked="" type="checkbox"/>
e. Made offensive remarks about your appearance, body, or sexual activities?	<input checked="" type="checkbox"/>	<input checked="" type="checkbox"/>	<input checked="" type="checkbox"/>	<input checked="" type="checkbox"/>	<input checked="" type="checkbox"/>
f. Made gestures or used body language of a sexual nature that embarrassed or offended you?	<input checked="" type="checkbox"/>	<input checked="" type="checkbox"/>	<input checked="" type="checkbox"/>	<input checked="" type="checkbox"/>	<input checked="" type="checkbox"/>
g. Made offensive sexist remarks (e.g., suggesting that people of your gender are not suited for the kind of work you do)?	<input checked="" type="checkbox"/>	<input checked="" type="checkbox"/>	<input checked="" type="checkbox"/>	<input checked="" type="checkbox"/>	<input checked="" type="checkbox"/>
h. Made unwanted attempts to establish a romantic sexual relationship with you despite your efforts to discourage it?.....	<input checked="" type="checkbox"/>	<input checked="" type="checkbox"/>	<input checked="" type="checkbox"/>	<input checked="" type="checkbox"/>	<input checked="" type="checkbox"/>
i. Put you down or was condescending to you because of your gender?	<input checked="" type="checkbox"/>	<input checked="" type="checkbox"/>	<input checked="" type="checkbox"/>	<input checked="" type="checkbox"/>	<input checked="" type="checkbox"/>

	Never	Once or twice	Sometimes	Often	Very often
j. Continued to ask you for dates, drinks, dinner, etc., even though you said "No"?	<input checked="" type="checkbox"/>	<input checked="" type="checkbox"/>	<input checked="" type="checkbox"/>	<input checked="" type="checkbox"/>	<input checked="" type="checkbox"/>
k. Made you feel like you were being bribed with some sort of reward or special treatment to engage in sexual behavior?	<input checked="" type="checkbox"/>	<input checked="" type="checkbox"/>	<input checked="" type="checkbox"/>	<input checked="" type="checkbox"/>	<input checked="" type="checkbox"/>
l. Made you feel threatened with some sort of retaliation for not being sexually cooperative (e.g., by mentioning an upcoming review)?	<input checked="" type="checkbox"/>	<input checked="" type="checkbox"/>	<input checked="" type="checkbox"/>	<input checked="" type="checkbox"/>	<input checked="" type="checkbox"/>
m. Touched you in a way that made you feel uncomfortable?	<input checked="" type="checkbox"/>	<input checked="" type="checkbox"/>	<input checked="" type="checkbox"/>	<input checked="" type="checkbox"/>	<input checked="" type="checkbox"/>
n. Intentionally cornered you or leaned over you in a sexual way?	<input checked="" type="checkbox"/>	<input checked="" type="checkbox"/>	<input checked="" type="checkbox"/>	<input checked="" type="checkbox"/>	<input checked="" type="checkbox"/>
o. Treated you badly for refusing to have sex?	<input checked="" type="checkbox"/>	<input checked="" type="checkbox"/>	<input checked="" type="checkbox"/>	<input checked="" type="checkbox"/>	<input checked="" type="checkbox"/>
p. Implied faster promotions or better treatment if you were sexually cooperative?	<input checked="" type="checkbox"/>	<input checked="" type="checkbox"/>	<input checked="" type="checkbox"/>	<input checked="" type="checkbox"/>	<input checked="" type="checkbox"/>
q. Other unwanted gender-related behavior?	<input checked="" type="checkbox"/>	<input checked="" type="checkbox"/>	<input checked="" type="checkbox"/>	<input checked="" type="checkbox"/>	<input checked="" type="checkbox"/>

[Ask if Q56 q > "Never"] Please describe the other unwanted gender-related behaviors you have experienced during the past 12 months.

57. [Ask if INCIDENTF = "Yes"] How many of these behaviors that you marked as happening to you, do you consider to have been sexual harassment?

- None were sexual harassment
- Some were sexual harassment; some were not sexual harassment
- All were sexual harassment

ONE SITUATION OF GENDER-RELATED EXPERIENCES

58. [Ask if INCIDENTF = "Yes"] Think about the situation(s) you experienced in the past 12 months that involved sex/gender-related talk and/or behavior that was unwanted, uninvited, and in which you did not participate willingly. Now pick the one situation that had the greatest effect on you. Which of the following categories best describe(s) the behavior(s) in the situation? Mark "Yes" or "No" for each item below that describes the situation.

	Yes	No
a. Sexist Behavior (e.g., mistreated you because of your gender or exposed you to language/behaviors that conveyed offensive or condescending gender-based attitudes)	<input checked="" type="checkbox"/>	<input checked="" type="checkbox"/>
b. Crude/Offensive Behavior (e.g., exposed you to language/behaviors/jokes of a sexual nature that were offensive or embarrassing to you)	<input checked="" type="checkbox"/>	<input checked="" type="checkbox"/>
c. Unwanted Sexual Attention (e.g., someone attempted to establish a sexual/romantic relationship with you, even though you objected)	<input checked="" type="checkbox"/>	<input checked="" type="checkbox"/>
d. Sexual Coercion (e.g., someone implied preferential treatment in exchange for your sexual cooperation)	<input checked="" type="checkbox"/>	<input checked="" type="checkbox"/>
e. Other	<input checked="" type="checkbox"/>	<input checked="" type="checkbox"/>

[Ask if INCIDENTF = "Yes" AND Q58 e = "Yes"] What other category of behaviors occurred during the one situation in the past 12 months that had the greatest effect on you?

59. [Ask if INCIDENTF = "Yes"] Where did this situation occur? Mark one.

- At a military installation (e.g., on base)
- Some behaviors occurred at a military installation; some did not
- Not at a military installation (e.g., off base)

60. [Ask if INCIDENTF = "Yes" and Q59 = "At a military installation (e.g., on base)" OR Q59 = "Some behaviors occurred at a military installation and some did not"] Did any of the behaviors in the situation on base occur... Mark "Yes" or "No" for each item.

	No	
	Yes	
a. At your military work (the place where you perform your military duties)?	<input checked="" type="checkbox"/>	<input checked="" type="checkbox"/>
b. During duty hours?	<input checked="" type="checkbox"/>	<input checked="" type="checkbox"/>
c. In a military work environment where members of your gender are uncommon?	<input checked="" type="checkbox"/>	<input checked="" type="checkbox"/>
d. At a military non-work location (e.g., gym, exchange/commissary, bowling alley)?	<input checked="" type="checkbox"/>	<input checked="" type="checkbox"/>
e. While you were deployed to a combat zone or to an area where you drew imminent danger pay or hostile fire pay?	<input checked="" type="checkbox"/>	<input checked="" type="checkbox"/>

61. [Ask if INCIDENTF = "Yes"] Did any of the behaviors in the situation occur while you were... Mark "Yes," "No," or "Does not apply" for each item.

	Does not apply		
	No		
	Yes		
a. Activated?	<input checked="" type="checkbox"/>	<input checked="" type="checkbox"/>	<input checked="" type="checkbox"/>
b. Deployed?	<input checked="" type="checkbox"/>	<input checked="" type="checkbox"/>	<input checked="" type="checkbox"/>
c. At your civilian job?	<input checked="" type="checkbox"/>	<input checked="" type="checkbox"/>	<input checked="" type="checkbox"/>
d. At your civilian school?	<input checked="" type="checkbox"/>	<input checked="" type="checkbox"/>	<input checked="" type="checkbox"/>
e. In your or someone else's quarters/home?	<input checked="" type="checkbox"/>	<input checked="" type="checkbox"/>	<input checked="" type="checkbox"/>

62. [Ask if INCIDENTF = "Yes"] How many offender(s) were involved? Mark one.

- One person
- More than one person
- Not sure

63. [Ask if INCIDENTF = "Yes"] What was the gender(s) of the offender(s)? Mark one.

- Male only
- Female only
- Both male and female
- Not sure

64. [Ask if INCIDENTF = "Yes"] Was the offender(s)... Mark "Yes" or "No" for each item.

	No	
	Yes	
a. Someone in your military chain of command?	<input checked="" type="checkbox"/>	<input checked="" type="checkbox"/>
b. Other military person(s) of higher rank/grade who was not in your chain of command?	<input checked="" type="checkbox"/>	<input checked="" type="checkbox"/>
c. Your military coworker(s)?	<input checked="" type="checkbox"/>	<input checked="" type="checkbox"/>
d. Your military subordinate(s)?	<input checked="" type="checkbox"/>	<input checked="" type="checkbox"/>
e. Other military person(s)?	<input checked="" type="checkbox"/>	<input checked="" type="checkbox"/>
f. DoD/DHS civilian employee(s)?	<input checked="" type="checkbox"/>	<input checked="" type="checkbox"/>
g. DoD/DHS civilian contractor(s)?	<input checked="" type="checkbox"/>	<input checked="" type="checkbox"/>
h. Person(s) in the local community?	<input checked="" type="checkbox"/>	<input checked="" type="checkbox"/>
i. Unknown person(s)?	<input checked="" type="checkbox"/>	<input checked="" type="checkbox"/>

65. [Ask if INCIDENTF = "Yes"] As a result of the situation, did you... Mark "Yes" or "No" for each item.

	No	
	Yes	
a. Request a transfer?	<input checked="" type="checkbox"/>	<input checked="" type="checkbox"/>
b. Think about getting out of your Reserve component?	<input checked="" type="checkbox"/>	<input checked="" type="checkbox"/>
c. Accomplish less than you normally would at work?	<input checked="" type="checkbox"/>	<input checked="" type="checkbox"/>
d. Other?	<input checked="" type="checkbox"/>	<input checked="" type="checkbox"/>

[Ask if INCIDENTF = "Yes" and Q65 d = "Yes"] What other actions did you take as a result of the situation?

66. [Ask if INCIDENTF = "Yes"] Did you discuss/report the situation with/to any of the following civilian individuals or organizations? Mark "Yes" or "No" for each item.

	No	
	Yes	
a. Your civilian supervisor or someone else at your civilian work, including a special office responsible for handling these kinds of complaints at your civilian workplace	<input checked="" type="checkbox"/>	<input checked="" type="checkbox"/>
b. Your academic advisor/professor at your civilian school or special office responsible for handling these kinds of complaints at your civilian school	<input checked="" type="checkbox"/>	<input checked="" type="checkbox"/>
c. Community officials, offices, or courts (e.g., local police or harassment hotline)	<input checked="" type="checkbox"/>	<input checked="" type="checkbox"/>

67. [Ask if INCIDENTF = "Yes"] Did you discuss/report the situation with/to any of the following National Guard/Reserve/DoD/DHS individuals or organizations? Mark "Yes" or "No" for each item.

	Yes	No
a. Someone in your military chain of command.....	<input checked="" type="checkbox"/>	<input checked="" type="checkbox"/>
b. Someone in the military chain of command of the person(s) who did it	<input checked="" type="checkbox"/>	<input checked="" type="checkbox"/>
c. Special military office responsible for handling these kinds of complaints (e.g., Military Equal Opportunity or Civil Rights Office).....	<input checked="" type="checkbox"/>	<input checked="" type="checkbox"/>
d. Other military person or office with responsibility for follow-up	<input checked="" type="checkbox"/>	<input checked="" type="checkbox"/>

68. [Ask if INCIDENTF = "Yes" AND Any Q67 = "Yes"] What actions were taken in response to your discussing/reporting the situation to National Guard/Reserve/DoD/DHS individuals or organizations? Mark "Yes" or "No" for each item.

	Yes	No
a. Your complaint was/is being investigated.	<input checked="" type="checkbox"/>	<input checked="" type="checkbox"/>
b. The situation was resolved informally.	<input checked="" type="checkbox"/>	<input checked="" type="checkbox"/>
c. You were encouraged to drop the complaint.	<input checked="" type="checkbox"/>	<input checked="" type="checkbox"/>
d. Your complaint was discounted or not taken seriously.....	<input checked="" type="checkbox"/>	<input checked="" type="checkbox"/>
e. The situation was/is being corrected.....	<input checked="" type="checkbox"/>	<input checked="" type="checkbox"/>
f. Some action was/is being taken against you.....	<input checked="" type="checkbox"/>	<input checked="" type="checkbox"/>

69. [Ask if INCIDENTF = "Yes" AND Any Q67 = "Yes"] What actions were taken in response to your discussing/reporting the situation to National Guard/Reserve/DoD/DHS individuals or organizations? Mark "Yes," "No," or "Don't know" for each item.

	Yes	No	Don't know
a. Person(s) who bothered you was/were talked to about the behavior.....	<input checked="" type="checkbox"/>	<input checked="" type="checkbox"/>	<input checked="" type="checkbox"/>
b. The rules on harassment were explained to everyone in the unit/office/place where the problem had occurred.....	<input checked="" type="checkbox"/>	<input checked="" type="checkbox"/>	<input checked="" type="checkbox"/>
c. Some action was/is being taken against the person(s) who bothered you.....	<input checked="" type="checkbox"/>	<input checked="" type="checkbox"/>	<input checked="" type="checkbox"/>

70. [Ask if INCIDENTF = "Yes" AND Any Q67 = "Yes"] How satisfied were/are you with the following aspects of the reporting process? Mark one answer for each item.

	Very dissatisfied	Dissatisfied	Neither satisfied nor dissatisfied	Satisfied	Very satisfied
a. Availability of information about how to file a complaint	<input checked="" type="checkbox"/>	<input checked="" type="checkbox"/>	<input checked="" type="checkbox"/>	<input checked="" type="checkbox"/>	<input checked="" type="checkbox"/>
b. Treatment by personnel handling your complaint.....	<input checked="" type="checkbox"/>	<input checked="" type="checkbox"/>	<input checked="" type="checkbox"/>	<input checked="" type="checkbox"/>	<input checked="" type="checkbox"/>
c. Amount of time it took/is taking to resolve your complaint	<input checked="" type="checkbox"/>	<input checked="" type="checkbox"/>	<input checked="" type="checkbox"/>	<input checked="" type="checkbox"/>	<input checked="" type="checkbox"/>

71. [Ask if INCIDENTF = "Yes" AND Any Q67 = "Yes"] As a result of reporting the situation, did you experience any... Mark "Yes," "No," or "Don't know" for each item.

	Yes	No	Don't know
a. Professional retaliation (e.g., loss of privileges, denied promotion/training, transferred to less favorable job)?	<input checked="" type="checkbox"/>	<input checked="" type="checkbox"/>	<input checked="" type="checkbox"/>
b. Social retaliation (e.g., ignored by coworkers, being blamed for the situation)?	<input checked="" type="checkbox"/>	<input checked="" type="checkbox"/>	<input checked="" type="checkbox"/>

72. [Ask if INCIDENTF = "Yes" AND Q67 a = "No" AND Q67 b = "No" AND Q67 c = "No" AND Q67 d = "No"] What were your reasons for not reporting the situation to any of the National Guard/Reserve/DoD/DHS individuals or organizations? Mark "Yes" or "No" for each statement.

	Yes	No
a. You thought it was not important enough to report.	<input checked="" type="checkbox"/>	<input checked="" type="checkbox"/>
b. You did not know how to report.	<input checked="" type="checkbox"/>	<input checked="" type="checkbox"/>
c. You felt uncomfortable making a report.	<input checked="" type="checkbox"/>	<input checked="" type="checkbox"/>
d. You took care of the problem yourself.	<input checked="" type="checkbox"/>	<input checked="" type="checkbox"/>
e. You did not think anything would be done.	<input checked="" type="checkbox"/>	<input checked="" type="checkbox"/>
f. You thought you would not be believed.	<input checked="" type="checkbox"/>	<input checked="" type="checkbox"/>
g. You thought reporting would take too much time and effort.	<input checked="" type="checkbox"/>	<input checked="" type="checkbox"/>

	Yes	No
h. You were afraid of retaliation/reprisals from the person(s) who did it or from their friends.....	<input checked="" type="checkbox"/>	<input checked="" type="checkbox"/>
i. You were afraid of negative professional outcomes.....	<input checked="" type="checkbox"/>	<input checked="" type="checkbox"/>
j. You thought you would be labeled a troublemaker.....	<input checked="" type="checkbox"/>	<input checked="" type="checkbox"/>
k. Other.....	<input checked="" type="checkbox"/>	<input checked="" type="checkbox"/>

[Ask if INCIDENTF = "Yes" AND Q67 a = "No" AND Q67 b = "No" AND Q67 c = "No" AND Q67 d = "No" AND Q72 k = "Yes"] **What were your other reasons for not reporting the situation?**

UNWANTED SEXUAL CONTACT

73. In the **past 12 months**, have you experienced any of the following intentional sexual contacts that were **against your will or occurred when you did not or could not consent** where someone...

- **Sexually touched you** (e.g., intentional touching of genitalia, breasts, or buttocks) or made you sexually touch them?
- **Attempted** to make you have sexual intercourse, but was not successful?
- **Made you have sexual intercourse?**
- **Attempted** to make you perform or receive oral sex, anal sex, or penetration by a finger or object, but was not successful?
- **Made you perform or receive oral sex, anal sex, or penetration by a finger or object?**

Yes

No

74. [Ask if Q73 = "Yes"] In the **past 12 months**, how many separate incidents of sexual touching, attempted or completed intercourse, oral or anal sex, or penetration by a finger or object did you experience? *To indicate nine or more, enter "9".*

 Incidents

ONE SITUATION OF UNWANTED SEXUAL CONTACT

75. [Ask if Q73 = "Yes"] Think about the **situation(s) you experienced in the past 12 months** that involved the behaviors in the **previous question**. Tell us about the **one event that had the greatest effect on you**. What did the person(s) do during the situation? *Mark one answer for each behavior.*

	Did this	Did not do this
a. Sexually touched you (e.g., intentional touching of genitalia, breasts, or buttocks) or made you sexually touch them	<input checked="" type="checkbox"/>	<input checked="" type="checkbox"/>
b. Attempted to make you have sexual intercourse, but was not successful	<input checked="" type="checkbox"/>	<input checked="" type="checkbox"/>
c. Made you have sexual intercourse	<input checked="" type="checkbox"/>	<input checked="" type="checkbox"/>
d. Attempted to make you perform or receive oral sex, anal sex, or penetration by a finger or object, but was not successful	<input checked="" type="checkbox"/>	<input checked="" type="checkbox"/>
e. Made you perform or receive oral sex, anal sex, or penetration by a finger or object	<input checked="" type="checkbox"/>	<input checked="" type="checkbox"/>

76. [Ask if Q73 = "Yes"] Did the situation occur... *Mark "Yes" or "No" for each item.*

	Yes	No
a. At a military installation (e.g., on base)?	<input checked="" type="checkbox"/>	<input checked="" type="checkbox"/>
b. At a non-military location (e.g., off base)?	<input checked="" type="checkbox"/>	<input checked="" type="checkbox"/>
c. While activated?	<input checked="" type="checkbox"/>	<input checked="" type="checkbox"/>
d. While deployed?	<input checked="" type="checkbox"/>	<input checked="" type="checkbox"/>

77. [Ask if Q73 = "Yes"] Did the situation occur... *Mark "Yes" or "No" for each item.*

	Yes	No
a. During your work day/duty hours?	<input checked="" type="checkbox"/>	<input checked="" type="checkbox"/>
b. While you were deployed to a combat zone or to an area where you drew imminent danger pay or hostile fire pay?	<input checked="" type="checkbox"/>	<input checked="" type="checkbox"/>
c. During Inactive Duty Training (IDT)/Drill weekends?	<input checked="" type="checkbox"/>	<input checked="" type="checkbox"/>

78. [Ask if Q73 = "Yes"] How many offender(s) were involved? *Mark one.*

- One person
- More than one person
- Not sure

79. [Ask if Q73 = "Yes"] What was the gender(s) of the offender(s)? **Mark one.**

- Male only
- Female only
- Both male and female
- Not sure

80. [Ask if Q73 = "Yes"] Was the offender(s)... **Mark "Yes" or "No" for each item.**

	Yes	No
a. Someone in your military chain of command?.....	<input checked="" type="checkbox"/>	<input checked="" type="checkbox"/>
b. Other military person(s) of higher rank/grade who was not in your chain of command?.....	<input checked="" type="checkbox"/>	<input checked="" type="checkbox"/>
c. Your military coworker(s)?.....	<input checked="" type="checkbox"/>	<input checked="" type="checkbox"/>
d. Your military subordinate(s)?.....	<input checked="" type="checkbox"/>	<input checked="" type="checkbox"/>
e. Other military person(s)?.....	<input checked="" type="checkbox"/>	<input checked="" type="checkbox"/>
f. DoD/DHS civilian employee(s)?.....	<input checked="" type="checkbox"/>	<input checked="" type="checkbox"/>
g. DoD/DHS civilian contractor(s)?.....	<input checked="" type="checkbox"/>	<input checked="" type="checkbox"/>
h. Your spouse/significant other?.....	<input checked="" type="checkbox"/>	<input checked="" type="checkbox"/>
i. Person(s) in the local community?.....	<input checked="" type="checkbox"/>	<input checked="" type="checkbox"/>
j. Unknown person(s)?.....	<input checked="" type="checkbox"/>	<input checked="" type="checkbox"/>

81. [Ask if Q73 = "Yes"] Did the offender use drugs to knock you out (e.g., date rape drugs, sedatives, etc.)?

- Yes
- No
- Not sure

82. [Ask if Q73 = "Yes"] Had either you or the offender been drinking alcohol before the incident?

- Yes
- No

83. [Ask if Q73 = "Yes"] Had either you or the offender been using drugs before the incident?

- Yes
- No

84. [Ask if Q73 = "Yes"] Did the offender(s)... **Mark "Yes" or "No" for each item.**

	Yes	No
a. Threaten to ruin your reputation if you did not consent?.....	<input checked="" type="checkbox"/>	<input checked="" type="checkbox"/>
b. Threaten to physically harm you if you did not consent?.....	<input checked="" type="checkbox"/>	<input checked="" type="checkbox"/>
c. Use some degree of physical force (e.g., holding you down)?.....	<input checked="" type="checkbox"/>	<input checked="" type="checkbox"/>

85. [Ask if Q73 = "Yes"] Did the offender(s)... **Mark "Yes" or "No" for each item.**

	Yes	No
a. Sexually harass you <u>before</u> the situation?.....	<input checked="" type="checkbox"/>	<input checked="" type="checkbox"/>
b. Stalk you <u>before</u> the situation?.....	<input checked="" type="checkbox"/>	<input checked="" type="checkbox"/>
c. Sexually harass you <u>after</u> the situation?.....	<input checked="" type="checkbox"/>	<input checked="" type="checkbox"/>
d. Stalk you <u>after</u> the situation?.....	<input checked="" type="checkbox"/>	<input checked="" type="checkbox"/>

86. [Ask if Q73 = "Yes"] As a result of this situation, to what extent did... **Mark one answer for each item.**

	Very large extent	Large extent	Moderate extent	Small extent	Not at all
a. You consider requesting a transfer?.....	<input checked="" type="checkbox"/>	<input checked="" type="checkbox"/>	<input checked="" type="checkbox"/>	<input checked="" type="checkbox"/>	<input checked="" type="checkbox"/>
b. You think about getting out of your Reserve component?.....	<input checked="" type="checkbox"/>	<input checked="" type="checkbox"/>	<input checked="" type="checkbox"/>	<input checked="" type="checkbox"/>	<input checked="" type="checkbox"/>
c. Your work performance decrease?.....	<input checked="" type="checkbox"/>	<input checked="" type="checkbox"/>	<input checked="" type="checkbox"/>	<input checked="" type="checkbox"/>	<input checked="" type="checkbox"/>

87. [Ask if Q73 = "Yes"] Did you report this situation to a civilian authority or organization?

- Yes
- No

DoD provides two types of reporting of sexual assault. **Unrestricted reporting** is for victims who want medical treatment, counseling, and an official investigation of the assault. **Restricted reporting** is for victims who want information and to possibly receive medical treatment and counseling without prompting an official investigation of the assault.

88. [Ask if Q73 = "Yes"] Did you report this situation to a **National Guard/Reserve/DoD/DHS authority or organization?**

- Yes
- No

DoD provides two types of reporting of sexual assault. **Unrestricted reporting** is for victims who want medical treatment, counseling, and an official investigation of the assault. **Restricted reporting** is for victims who want information and to possibly receive medical treatment and counseling without prompting an official investigation of the assault.

89. [Ask if Q73 = "Yes" AND Q88 = "Yes"] Did you make... **Mark one.**

- Only a restricted report?
- Only an unrestricted report?
- A restricted report that was converted to an unrestricted report?

90. [Ask if Q73 = "Yes" AND Q76 c = "Yes" OR Q76 d = "Yes" AND Q88 = "Yes"] Did you report this situation... **Mark one.**

- At the duty location where it occurred?
- Upon returning to your home unit/State?

91. [Ask if Q73 = "Yes" AND Q88 = "Yes" AND Q89 = "Only an unrestricted report?" OR Q89 = "A restricted report that was converted to an unrestricted report?"] How satisfied have you been with your treatment by the... **Mark one answer for each item.**

Does not apply					
Very dissatisfied					
Dissatisfied					
Neither satisfied nor dissatisfied					
Satisfied					
Very satisfied					
a. Sexual Assault Victims' Advocate assigned to you?	<input checked="" type="checkbox"/>	<input checked="" type="checkbox"/>	<input checked="" type="checkbox"/>	<input checked="" type="checkbox"/>	<input checked="" type="checkbox"/>

Does not apply					
Very dissatisfied					
Dissatisfied					
Neither satisfied nor dissatisfied					
Satisfied					
Very satisfied					
b. Sexual Assault Response Coordinator (SARC) handling your report?	<input checked="" type="checkbox"/>	<input checked="" type="checkbox"/>	<input checked="" type="checkbox"/>	<input checked="" type="checkbox"/>	<input checked="" type="checkbox"/>
c. Commander handling your report?	<input checked="" type="checkbox"/>	<input checked="" type="checkbox"/>	<input checked="" type="checkbox"/>	<input checked="" type="checkbox"/>	<input checked="" type="checkbox"/>
d. Criminal investigator handling your report?	<input checked="" type="checkbox"/>	<input checked="" type="checkbox"/>	<input checked="" type="checkbox"/>	<input checked="" type="checkbox"/>	<input checked="" type="checkbox"/>
e. Trial Defense Office personnel?	<input checked="" type="checkbox"/>	<input checked="" type="checkbox"/>	<input checked="" type="checkbox"/>	<input checked="" type="checkbox"/>	<input checked="" type="checkbox"/>
f. Legal Office personnel (prosecution)?	<input checked="" type="checkbox"/>	<input checked="" type="checkbox"/>	<input checked="" type="checkbox"/>	<input checked="" type="checkbox"/>	<input checked="" type="checkbox"/>
g. Legal assistance (not prosecution)?	<input checked="" type="checkbox"/>	<input checked="" type="checkbox"/>	<input checked="" type="checkbox"/>	<input checked="" type="checkbox"/>	<input checked="" type="checkbox"/>
h. Medical personnel?	<input checked="" type="checkbox"/>	<input checked="" type="checkbox"/>	<input checked="" type="checkbox"/>	<input checked="" type="checkbox"/>	<input checked="" type="checkbox"/>
i. Chaplain?	<input checked="" type="checkbox"/>	<input checked="" type="checkbox"/>	<input checked="" type="checkbox"/>	<input checked="" type="checkbox"/>	<input checked="" type="checkbox"/>
j. Safe Helpline staff?	<input checked="" type="checkbox"/>	<input checked="" type="checkbox"/>	<input checked="" type="checkbox"/>	<input checked="" type="checkbox"/>	<input checked="" type="checkbox"/>

[Ask if Any Q91 = "Dissatisfied" OR "Very dissatisfied"] Please specify why you were dissatisfied with the treatment you received.

92. [Ask if Q73 = "Yes" AND Q88 = "Yes" AND Q89 = "Only an unrestricted report?" OR Q89 = "A restricted report that was converted to an unrestricted report?"] As a result of this situation, did you... **Mark "Yes," "No," or "Don't know" for each item.**

Don't know		
No		
Yes		
a. Experience any professional retaliation (e.g., loss of privileges, denied promotion/training, transferred to less favorable job)?	<input checked="" type="checkbox"/>	<input checked="" type="checkbox"/>

	Don't know		
	No		
	Yes		
b. Experience any social retaliation (e.g., ignored by coworkers, being blamed for the situation)?	<input checked="" type="checkbox"/>	<input checked="" type="checkbox"/>	<input checked="" type="checkbox"/>
c. Experience any administrative actions (e.g., placed on a medical hold, placed on a legal hold, transferred to a different assignment)?	<input checked="" type="checkbox"/>	<input checked="" type="checkbox"/>	<input checked="" type="checkbox"/>
d. Experience any punishments for infractions/violations, such as underage drinking or fraternization?	<input checked="" type="checkbox"/>	<input checked="" type="checkbox"/>	<input checked="" type="checkbox"/>

93. [Ask if Q73 = "Yes" AND Q88 = "Yes"] How satisfied have you been with... Mark one answer for each item.

	Does not apply					
	Very dissatisfied					
	Dissatisfied					
	Neither satisfied nor dissatisfied					
	Satisfied					
	Very satisfied					
a. The quality of sexual assault advocacy services you received?	<input checked="" type="checkbox"/>	<input checked="" type="checkbox"/>	<input checked="" type="checkbox"/>	<input checked="" type="checkbox"/>	<input checked="" type="checkbox"/>	<input checked="" type="checkbox"/>
b. The quality of counseling services you received?	<input checked="" type="checkbox"/>	<input checked="" type="checkbox"/>	<input checked="" type="checkbox"/>	<input checked="" type="checkbox"/>	<input checked="" type="checkbox"/>	<input checked="" type="checkbox"/>
c. The quality of medical care you received?	<input checked="" type="checkbox"/>	<input checked="" type="checkbox"/>	<input checked="" type="checkbox"/>	<input checked="" type="checkbox"/>	<input checked="" type="checkbox"/>	<input checked="" type="checkbox"/>
d. The amount of time investigation process took/is taking?	<input checked="" type="checkbox"/>	<input checked="" type="checkbox"/>	<input checked="" type="checkbox"/>	<input checked="" type="checkbox"/>	<input checked="" type="checkbox"/>	<input checked="" type="checkbox"/>
e. How well you were/are kept informed about the progress of your case?	<input checked="" type="checkbox"/>	<input checked="" type="checkbox"/>	<input checked="" type="checkbox"/>	<input checked="" type="checkbox"/>	<input checked="" type="checkbox"/>	<input checked="" type="checkbox"/>
f. The Safe Helpline service you received?	<input checked="" type="checkbox"/>	<input checked="" type="checkbox"/>	<input checked="" type="checkbox"/>	<input checked="" type="checkbox"/>	<input checked="" type="checkbox"/>	<input checked="" type="checkbox"/>
g. The reporting process overall?	<input checked="" type="checkbox"/>	<input checked="" type="checkbox"/>	<input checked="" type="checkbox"/>	<input checked="" type="checkbox"/>	<input checked="" type="checkbox"/>	<input checked="" type="checkbox"/>

[Ask if ANY Q93a-g = "Dissatisfied" OR "Very dissatisfied"] Please explain why you were dissatisfied.

94. [Ask if Q73 = "Yes" AND Q88 = "Yes"] When you reported the situation were you offered... Mark "Yes" or "No" for each item.

	No	
	Yes	
a. Sexual assault advocacy services (e.g., referrals or offers to accompany/transport you to appointments)?	<input checked="" type="checkbox"/>	<input checked="" type="checkbox"/>
b. Counseling services?	<input checked="" type="checkbox"/>	<input checked="" type="checkbox"/>
c. Medical or forensic services?	<input checked="" type="checkbox"/>	<input checked="" type="checkbox"/>
d. Legal services?	<input checked="" type="checkbox"/>	<input checked="" type="checkbox"/>
e. Chaplain services?	<input checked="" type="checkbox"/>	<input checked="" type="checkbox"/>

95. [Ask if Q73 = "Yes" AND Q88 = "Yes"] What were your reasons for reporting the situation to any National Guard/Reserve/DoD/DHS individuals or organizations? Mark "Yes" or "No" for each item.

	No	
	Yes	
a. Prevent the offender from continuing in the military.	<input checked="" type="checkbox"/>	<input checked="" type="checkbox"/>
b. Stop the offender from hurting you again.	<input checked="" type="checkbox"/>	<input checked="" type="checkbox"/>
c. Stop the offender from hurting others.	<input checked="" type="checkbox"/>	<input checked="" type="checkbox"/>
d. Seek justice.	<input checked="" type="checkbox"/>	<input checked="" type="checkbox"/>
e. It was the right thing to do.	<input checked="" type="checkbox"/>	<input checked="" type="checkbox"/>
f. Seek help dealing with an emotional incident.	<input checked="" type="checkbox"/>	<input checked="" type="checkbox"/>
g. Punish the offender.	<input checked="" type="checkbox"/>	<input checked="" type="checkbox"/>
h. Discourage other potential offenders.	<input checked="" type="checkbox"/>	<input checked="" type="checkbox"/>
i. Identify a fellow military member who is acting inappropriately.	<input checked="" type="checkbox"/>	<input checked="" type="checkbox"/>
j. Seek closure on the incident.	<input checked="" type="checkbox"/>	<input checked="" type="checkbox"/>
k. Seek medical assistance.	<input checked="" type="checkbox"/>	<input checked="" type="checkbox"/>
l. Seek mental health assistance.	<input checked="" type="checkbox"/>	<input checked="" type="checkbox"/>
m. Stop rumors by coming forward.	<input checked="" type="checkbox"/>	<input checked="" type="checkbox"/>
n. Other.	<input checked="" type="checkbox"/>	<input checked="" type="checkbox"/>

[Ask if Q73 = "Yes" AND Q88 = "Yes" AND Q95 n = "Yes"] What was/were your other reason(s) for reporting the situation to any National Guard/Reserve/DoD/DHS individuals or organizations?

96. [Ask if Q73 = "Yes" AND Q88 = "Yes"] How long after the situation occurred did you report it? **Mark one.**

- Within 24 hours
- Within 2-3 days
- Within 4-7 days
- Within 8-14 days
- Within 15-30 days
- More than 30 days

97. [Ask if Q73 = "Yes" AND Q88 = "Yes" AND Q96 > "Within 24 hours"] Why did you delay reporting the situation? **Mark "Yes" or "No" for each item.**

	Yes	No
a. Did not realize at first that the situation was a crime.....	<input checked="" type="checkbox"/>	<input checked="" type="checkbox"/>
b. Had to figure out how to report	<input checked="" type="checkbox"/>	<input checked="" type="checkbox"/>
c. Wanted to think about the situation before deciding to report	<input checked="" type="checkbox"/>	<input checked="" type="checkbox"/>
d. Wanted to seek advice first from a friend or family member	<input checked="" type="checkbox"/>	<input checked="" type="checkbox"/>
e. Wanted to seek advice/counseling from a professional (e.g., medical personnel, chaplain, mental health counselor, Safe Helpline) before deciding to report.....	<input checked="" type="checkbox"/>	<input checked="" type="checkbox"/>
f. Waited until you felt safe from the offender....	<input checked="" type="checkbox"/>	<input checked="" type="checkbox"/>
g. Waited until you could reach a specific authority (e.g., my chaplain, my doctor, my commander).....	<input checked="" type="checkbox"/>	<input checked="" type="checkbox"/>
h. Decided to report after receiving training or a briefing on sexual assault	<input checked="" type="checkbox"/>	<input checked="" type="checkbox"/>
i. Researched sexual assault before deciding to report.....	<input checked="" type="checkbox"/>	<input checked="" type="checkbox"/>
j. Was in a location where you could not contact an authority	<input checked="" type="checkbox"/>	<input checked="" type="checkbox"/>
k. Other.....	<input checked="" type="checkbox"/>	<input checked="" type="checkbox"/>

[Ask if Q73 = "Yes" AND Q88 = "Yes" AND Q96 > "Within 24 hours" AND Q97 k = "Yes"] Please specify your other reason(s) for delaying reporting the situation.

98. [Ask if Q73 = "Yes" AND Q88 = "No"] What were your reasons for not reporting the situation to any National Guard/Reserve/DoD/DHS individuals or organizations? **Mark "Yes" or "No" for each statement.**

	Yes	No
a. You thought it was not important enough to report.....	<input checked="" type="checkbox"/>	<input checked="" type="checkbox"/>
b. You did not know how to report.....	<input checked="" type="checkbox"/>	<input checked="" type="checkbox"/>
c. You felt uncomfortable making a report.	<input checked="" type="checkbox"/>	<input checked="" type="checkbox"/>
d. You did not think anything would be done.	<input checked="" type="checkbox"/>	<input checked="" type="checkbox"/>
e. You heard about negative experiences other victims went through who reported their situation.....	<input checked="" type="checkbox"/>	<input checked="" type="checkbox"/>
f. You thought you would not be believed.	<input checked="" type="checkbox"/>	<input checked="" type="checkbox"/>
g. You thought reporting would take too much time and effort.	<input checked="" type="checkbox"/>	<input checked="" type="checkbox"/>
h. You were afraid of retaliation/reprisals from the person(s) who did it or from their friends.	<input checked="" type="checkbox"/>	<input checked="" type="checkbox"/>
i. You thought your performance evaluation or chance for promotion would suffer.....	<input checked="" type="checkbox"/>	<input checked="" type="checkbox"/>
j. You thought you would be labeled a troublemaker.....	<input checked="" type="checkbox"/>	<input checked="" type="checkbox"/>
k. You did not want anyone to know.	<input checked="" type="checkbox"/>	<input checked="" type="checkbox"/>
l. You did not think your report would be kept confidential.	<input checked="" type="checkbox"/>	<input checked="" type="checkbox"/>
m. You feared you or others would be punished for infractions/violations, such as underage drinking or fraternization.	<input checked="" type="checkbox"/>	<input checked="" type="checkbox"/>
n. You were afraid of being assaulted again by the offender.	<input checked="" type="checkbox"/>	<input checked="" type="checkbox"/>
o. You thought you might lose your security clearance/personnel reliability certification....	<input checked="" type="checkbox"/>	<input checked="" type="checkbox"/>
p. Other.....	<input checked="" type="checkbox"/>	<input checked="" type="checkbox"/>

[Ask if Q73 = "Yes" AND Q88 = "No" AND Q98 p = "Yes"] What were your other reasons for not reporting the situation?

99. [Ask if Q73 = "Yes" AND Q88 = "Yes" OR Q88 = "No"] In retrospect, would you make the same decision about reporting if you could do it over?

- Yes
- No

[Ask if Q73 = "Yes" AND Q99 = "No"] What would you have changed about your reporting decision?

PERSONNEL POLICY AND PRACTICES

100. Please give your opinion about whether the persons below make honest and reasonable efforts to stop sexual harassment, regardless of what is said officially. Mark "Yes," "No," or "Don't know" for each item.

	Don't know		
	No		Yes
	Yes	No	Don't know
a. Senior leadership of your Reserve component.....	<input checked="" type="checkbox"/>	<input checked="" type="checkbox"/>	<input checked="" type="checkbox"/>
b. Senior leadership of your installation/ship	<input checked="" type="checkbox"/>	<input checked="" type="checkbox"/>	<input checked="" type="checkbox"/>
c. Your immediate military supervisor.....	<input checked="" type="checkbox"/>	<input checked="" type="checkbox"/>	<input checked="" type="checkbox"/>

101. In your military work group, to what extent... Mark one answer for each item.

	Very large extent					
	Large extent				Small extent	Not at all
	Moderate extent			Small extent	Not at all	Very large extent
	Very large extent	Large extent	Moderate extent	Small extent	Not at all	Very large extent
a. Would you feel free to report <u>sexual harassment</u> without fear of reprisals?.....	<input checked="" type="checkbox"/>	<input checked="" type="checkbox"/>	<input checked="" type="checkbox"/>	<input checked="" type="checkbox"/>	<input checked="" type="checkbox"/>	<input checked="" type="checkbox"/>
b. Would you feel free to report <u>sexual assault</u> without fear of reprisals?.....	<input checked="" type="checkbox"/>	<input checked="" type="checkbox"/>	<input checked="" type="checkbox"/>	<input checked="" type="checkbox"/>	<input checked="" type="checkbox"/>	<input checked="" type="checkbox"/>
c. Would your complaints about <u>sexual harassment</u> be taken seriously no matter who files them?.....	<input checked="" type="checkbox"/>	<input checked="" type="checkbox"/>	<input checked="" type="checkbox"/>	<input checked="" type="checkbox"/>	<input checked="" type="checkbox"/>	<input checked="" type="checkbox"/>
d. Would people be able to get away with <u>sexual harassment</u> if it were reported?	<input checked="" type="checkbox"/>	<input checked="" type="checkbox"/>	<input checked="" type="checkbox"/>	<input checked="" type="checkbox"/>	<input checked="" type="checkbox"/>	<input checked="" type="checkbox"/>
e. Would people be able to get away with <u>sexual assault</u> if it were reported?.....	<input checked="" type="checkbox"/>	<input checked="" type="checkbox"/>	<input checked="" type="checkbox"/>	<input checked="" type="checkbox"/>	<input checked="" type="checkbox"/>	<input checked="" type="checkbox"/>

102. At my installation/ship, there is a... Mark "Yes," "No," or "Don't know" for each item.

	Don't know		
	No		Yes
	Yes	No	Don't know
a. Specific office with the authority to investigate sexual harassment.	<input checked="" type="checkbox"/>	<input checked="" type="checkbox"/>	<input checked="" type="checkbox"/>
b. Sexual Assault Response Coordinator (SARC) to help those who experience sexual assault.....	<input checked="" type="checkbox"/>	<input checked="" type="checkbox"/>	<input checked="" type="checkbox"/>

	Don't know		
	No		Yes
	Yes	No	Don't know
c. Sexual Assault Victims' Advocate to help those who experience sexual assault.	<input checked="" type="checkbox"/>	<input checked="" type="checkbox"/>	<input checked="" type="checkbox"/>

103. How much do you agree or disagree with the following statements? Mark one answer for each statement.

	Don't know								
	Strongly disagree					Disagree	Neither agree nor disagree	Agree	Strongly agree
	Disagree				Neither agree nor disagree	Agree	Strongly agree	Disagree	Strongly disagree
	Strongly disagree	Disagree	Neither agree nor disagree	Agree	Strongly agree	Strongly disagree	Disagree	Neither agree nor disagree	Agree
a. My leadership would respond appropriately in the event a sexual assault was reported.	<input checked="" type="checkbox"/>	<input checked="" type="checkbox"/>	<input checked="" type="checkbox"/>	<input checked="" type="checkbox"/>	<input checked="" type="checkbox"/>	<input checked="" type="checkbox"/>	<input checked="" type="checkbox"/>	<input checked="" type="checkbox"/>	<input checked="" type="checkbox"/>
b. My leadership promotes a climate that is free of sexual assault.	<input checked="" type="checkbox"/>	<input checked="" type="checkbox"/>	<input checked="" type="checkbox"/>	<input checked="" type="checkbox"/>	<input checked="" type="checkbox"/>	<input checked="" type="checkbox"/>	<input checked="" type="checkbox"/>	<input checked="" type="checkbox"/>	<input checked="" type="checkbox"/>
c. My unit commander would respond appropriately in the event a sexual assault was reported.	<input checked="" type="checkbox"/>	<input checked="" type="checkbox"/>	<input checked="" type="checkbox"/>	<input checked="" type="checkbox"/>	<input checked="" type="checkbox"/>	<input checked="" type="checkbox"/>	<input checked="" type="checkbox"/>	<input checked="" type="checkbox"/>	<input checked="" type="checkbox"/>

DoD provides two types of reporting of sexual assault. **Unrestricted reporting** is for victims who want medical treatment, counseling, and an official investigation of the assault. **Restricted reporting** is for victims who want information and to possibly receive medical treatment and counseling without prompting an official investigation of the assault.

104. How satisfied have you been with the availability of information on... Mark one answer for each item.

	Very dissatisfied				
	Dissatisfied				Satisfied
	Neither satisfied nor dissatisfied			Satisfied	Very satisfied
	Very dissatisfied	Dissatisfied	Neither satisfied nor dissatisfied	Satisfied	Very satisfied
a. How to file a <u>restricted</u> report?	<input checked="" type="checkbox"/>	<input checked="" type="checkbox"/>	<input checked="" type="checkbox"/>	<input checked="" type="checkbox"/>	<input checked="" type="checkbox"/>

Very dissatisfied
Dissatisfied
Neither satisfied nor dissatisfied
Satisfied
Very satisfied

b. How to file an unrestricted report?

107. [Ask if Q105 = 'Yes'] In your opinion, how effective was the training you received in actually reducing/preventing behaviors that might be seen as *sexual harassment*?

- Very effective
- Moderately effective
- Slightly effective
- Not at all effective

SEXUAL HARASSMENT TRAINING

105. Have you had any military training during the past 12 months on topics related to *sexual harassment*?

- Yes
- No

106. [Ask if Q105 = 'Yes'] My National Guard/ Reserve component's *sexual harassment* training... *Mark one answer for each item.*

Strongly disagree
Disagree
Neither agree nor disagree
Agree
Strongly agree

a. Provides a good understanding of what words and actions are considered sexual harassment.

b. Teaches that sexual harassment reduces the cohesion and effectiveness of my Reserve component as a whole.

c. Identifies behaviors that are offensive to others and should not be tolerated.

d. Gives useful tools for dealing with sexual harassment.

e. Explains the process for reporting sexual harassment.

f. Makes me feel it is safe to complain about unwanted sex-related attention.

g. Provides information about policies, procedures, and consequences of sexual harassment.

SEXUAL ASSAULT TRAINING

108. Have you had any military training during the past 12 months on topics related to *sexual assault*?

- Yes
- No

109. [Ask if Q108 = 'Yes'] My National Guard/ Reserve component's *sexual assault* training... *Mark one answer for each item.*

Strongly disagree
Disagree
Neither agree nor disagree
Agree
Strongly agree

a. Provides a good understanding of what actions are considered sexual assault.

b. Teaches that the consumption of alcohol may increase the likelihood of sexual assault.

c. Teaches how to avoid situations that might increase the risk of sexual assault.

d. Teaches how to obtain medical care following a sexual assault.

e. Explains the role of the chain of command in handling sexual assaults.

f. Explains the reporting options available if a sexual assault occurs.

g. Identifies the points of contact for reporting sexual assault (e.g., SARC, Victims' Advocate).....

h. Explains how sexual assault is a mission readiness problem.

Strongly disagree				
Disagree				
Neither agree nor disagree				
Agree				
Strongly agree				
i. Teaches how to intervene when you witness a situation involving a fellow Service member (bystander intervention).....	<input checked="" type="checkbox"/>	<input checked="" type="checkbox"/>	<input checked="" type="checkbox"/>	<input checked="" type="checkbox"/>
j. Explains the resources available to victims (e.g., Safe Helpline).....	<input checked="" type="checkbox"/>	<input checked="" type="checkbox"/>	<input checked="" type="checkbox"/>	<input checked="" type="checkbox"/>

110. [Ask if Q108 = 'Yes'] In your opinion, how effective was the training you received in...
Mark one answer for each item.

Not at all effective				
Slightly effective				
Moderately effective				
Very effective				
a. Actually reducing/preventing sexual assault or behaviors related to sexual assault?	<input checked="" type="checkbox"/>	<input checked="" type="checkbox"/>	<input checked="" type="checkbox"/>	<input checked="" type="checkbox"/>
b. Explaining the difference between restricted and unrestricted reporting of sexual assault?	<input checked="" type="checkbox"/>	<input checked="" type="checkbox"/>	<input checked="" type="checkbox"/>	<input checked="" type="checkbox"/>

111. Are you aware of the following sources for understanding sexual assault prevention and response? Mark "Yes" or "No" for each item.

		No	
		Yes	
a. The "My Strength is for Defending" campaign	<input checked="" type="checkbox"/>	<input checked="" type="checkbox"/>	
b. The Sexual Assault Prevention Web site (www.myduty.mil)	<input checked="" type="checkbox"/>	<input checked="" type="checkbox"/>	
c. My installation's Sexual Assault Awareness Month programs.....	<input checked="" type="checkbox"/>	<input checked="" type="checkbox"/>	
d. Safe Helpline	<input checked="" type="checkbox"/>	<input checked="" type="checkbox"/>	

REACTION TO SEXUAL ASSAULT AND SEXUAL HARASSMENT

112. Are the following statements true or false? Mark one answer for each item.

Don't know			
False			
True			
a. When you are in a social setting, it is your duty to stop a fellow Service member from doing something potentially harmful to themselves or others.....	<input checked="" type="checkbox"/>	<input checked="" type="checkbox"/>	<input checked="" type="checkbox"/>
b. If you tell a Sexual Assault Response Coordinator (SARC) or Victims' Advocate (VA) that you were sexually assaulted, the SARC/VA is not always required to provide your name to your commander.....	<input checked="" type="checkbox"/>	<input checked="" type="checkbox"/>	<input checked="" type="checkbox"/>
c. Your communications with a SARC or VA are protected by the Victim Advocate Privilege (MRE 514).....	<input checked="" type="checkbox"/>	<input checked="" type="checkbox"/>	<input checked="" type="checkbox"/>
d. If you were to experience unwanted sexual touching, but not rape, you could report your experience to a SARC or VA.....	<input checked="" type="checkbox"/>	<input checked="" type="checkbox"/>	<input checked="" type="checkbox"/>
e. If you are sexually assaulted, you can trust the military system to protect your privacy.....	<input checked="" type="checkbox"/>	<input checked="" type="checkbox"/>	<input checked="" type="checkbox"/>
f. If you are sexually assaulted, you can trust the military system to ensure your safety following the incident.	<input checked="" type="checkbox"/>	<input checked="" type="checkbox"/>	<input checked="" type="checkbox"/>
g. If you are sexually assaulted, you can trust the military system to treat you with dignity and respect.....	<input checked="" type="checkbox"/>	<input checked="" type="checkbox"/>	<input checked="" type="checkbox"/>
h. If you are sexually assaulted, you can request a transfer and receive a response within 72 hours.....	<input checked="" type="checkbox"/>	<input checked="" type="checkbox"/>	<input checked="" type="checkbox"/>

113. Suppose you see a Service member, who you do not know very well, getting drunk at a party. Someone tells you that one of your coworkers is going to lead that Service member off to have sex. What are you most likely to do in this kind of situation? Mark one.

- Nothing
- Leave to avoid any kind of trouble
- Find someone who knows the Service member and can help them
- Talk to the Service member/try to get them out of the situation
- Stop your coworker from leaving with the Service member
- Other action

114. [Ask if Q113 = "Nothing" OR Q113 = "Leave to avoid any kind of trouble"] Which reason below best explains your reaction to the situation in the previous question? *Mark one.*

- I don't see this situation as a problem
- It's none of my business
- I could be picked on or made fun of
- I wouldn't want to become the focus of my coworker's attention
- Nothing I could do or say would make a difference
- It is hard to reason with someone who has been drinking
- I don't believe the Service member would listen to me if they do not know me very well
- The Service member should not have gotten into this situation in the first place
- People put themselves into this type of situation because they want to drink and have sex
- Other reason

[Ask if Q113 = "Nothing" OR Q113 = "Leave to avoid any kind of trouble" AND Q114 = "Other reason"] What other reason best explains your reaction to the situation in the previous question?

PRIOR EXPERIENCES

115. Prior to your entry into the military, did you experience any of the following intentional sexual contacts that were against your will or occurred when you did not or could not consent where someone...
- **Sexually touched you** (e.g., intentional touching of genitalia, breasts, or buttocks) or made you sexually touch them?
 - **Attempted to make you have sexual intercourse, but was not successful?**
 - **Made you have sexual intercourse?**
 - **Attempted to make you perform or receive oral sex, anal sex, or penetration by a finger or object, but was not successful?**
 - **Made you perform or receive oral sex, anal sex, or penetration by a finger or object?**
- Yes
- No

116. [Ask if Q73 = "No"] **Since the date you first joined the military**, have you ever experienced any of the following intentional sexual contacts that were against your will or occurred when you did not or could not consent where someone...

- **Sexually touched you** (e.g., intentional touching of genitalia, breasts, or buttocks) or made you sexually touch them?
- **Attempted to make you have sexual intercourse, but was not successful?**
- **Made you have sexual intercourse?**
- **Attempted to make you perform or receive oral sex, anal sex, or penetration by a finger or object, but was not successful?**
- **Made you perform or receive oral sex, anal sex, or penetration by a finger or object?**

Yes

No

HOW ARE WE DOING?

117. In your opinion, has *sexual harassment* in our nation become more or less of a problem over the last 4 years?

- Less of a problem today
- About the same as 4 years ago
- More of a problem today

118. In your opinion, has *sexual assault* in our nation become more or less of a problem over the last 4 years?

- Less of a problem today
- About the same as 4 years ago
- More of a problem today

119. [Ask if Q13 > '3'] In your opinion, has *sexual harassment* in the military become more or less of a problem over the last 4 years?

- Less of a problem today
- About the same as 4 years ago
- More of a problem today

120. [Ask if Q13 > '3'] In your opinion, has *sexual assault* in the military become more or less of a problem over the last 4 years?

- Less of a problem today
- About the same as 4 years ago
- More of a problem today

TAKING THE SURVEY

121. If you have comments or concerns that you were not able to express in answering this survey, please enter them in the space provided. Please do not use identifying names or information. Your feedback is useful and appreciated.

122. [Ask if Q1 = 'No, I separated or retired on or before March 28, 2012'] Based on your answers to the previous question, you are ineligible to take this survey. If you feel you have encountered this message in error, click the back arrow button and check your answer.

To submit your answers click *Submit*. For further help, please call our Survey Processing Center toll-free at 1-800-881-5307, e-mail WGRSurvey@osd.pentagon.mil, or send a fax to 1-763-268-3002.

Insert SF298 if applicable

