

Southwest Coastal NED Plan



100


108

PROJECT STRUCTURES

- RESIDENTIAL
- NON-RESIDENTIAL
- WAREHOUSE

Structures identified as preliminarily eligible require additional on-site assessment and must meet certain criteria in order to participate in the nonstructural project. More information about the general nonstructural process can be found in Appendix L. Additional details concerning eligibility criteria will be developed during the design and construction phases.

Structure Inventory: Data on study area structures were collected in 2012 via visual assessment.




Southwest Coastal NED Plan



PROJECT STRUCTURES

- RESIDENTIAL
- NON-RESIDENTIAL
- WAREHOUSE

Structures identified as preliminarily eligible require additional on-site assessment and must meet certain criteria in order to participate in the nonstructural project. More information about the general nonstructural process can be found in Appendix L. Additional details concerning eligibility criteria will be developed during the design and construction phases.



Structure Inventory: Data on study area structures were collected in 2012 via visual assessment.

Imagery: Louisiana NAIP Imagery 2013



Southwest Coastal NED Plan

96




104

PROJECT STRUCTURES

- RESIDENTIAL
- NON-RESIDENTIAL
- WAREHOUSE

Structures identified as preliminarily eligible require additional on-site assessment and must meet certain criteria in order to participate in the nonstructural project. More information about the general nonstructural process can be found in Appendix L. Additional details concerning eligibility criteria will be developed during the design and construction phases.

109



Structure Inventory: Data on study area structures were collected in 2012 via visual assessment.

Imagery: Louisiana NAIP Imagery 2013



Southwest Coastal NED Plan




103

PROJECT STRUCTURES

- RESIDENTIAL
- NON-RESIDENTIAL
- WAREHOUSE

Structures identified as preliminarily eligible require additional on-site assessment and must meet certain criteria in order to participate in the nonstructural project. More information about the general nonstructural process can be found in Appendix L. Additional details concerning eligibility criteria will be developed during the design and construction phases.

110

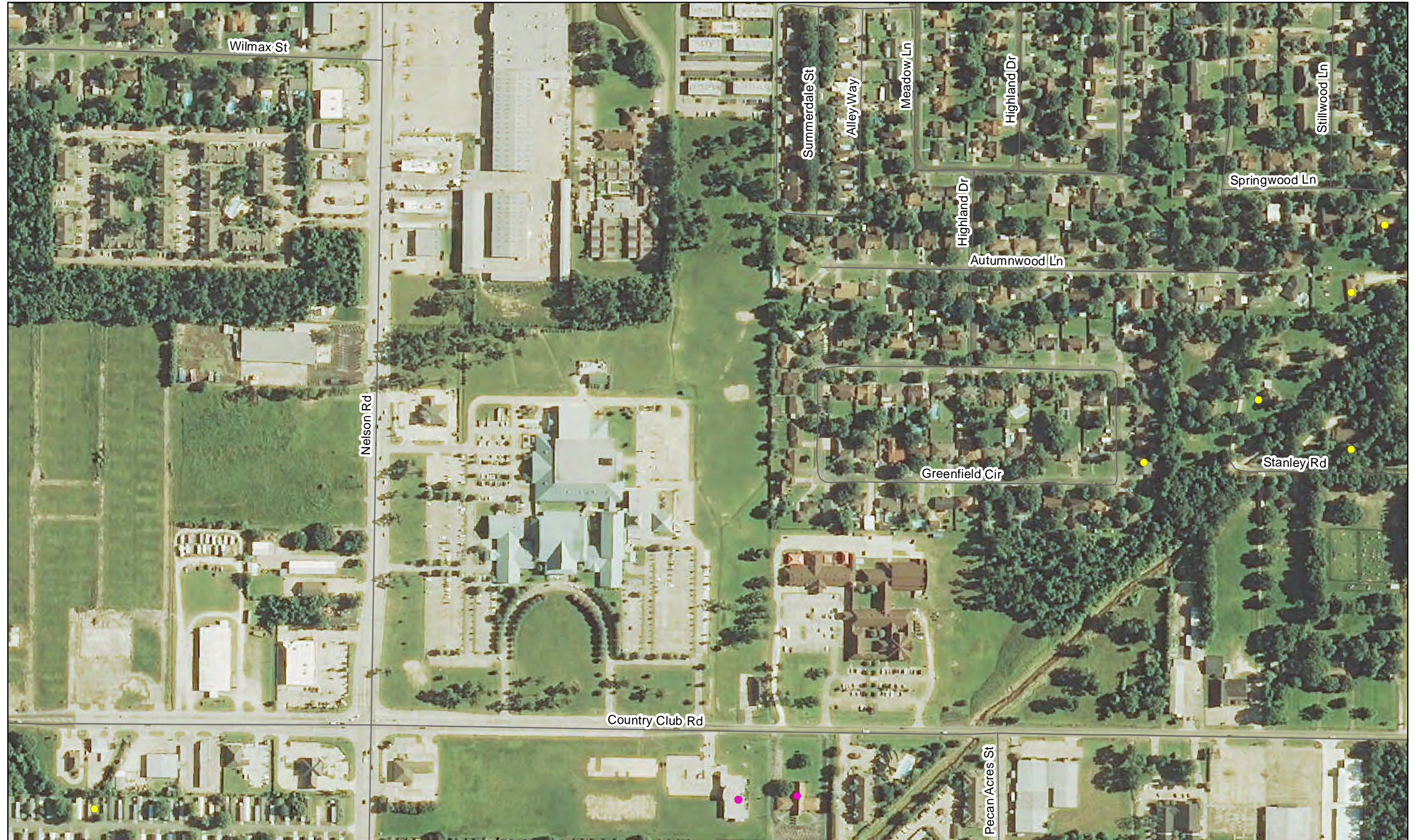


Structure Inventory: Data on study area structures were collected in 2012 via visual assessment.

Imagery: Louisiana NAIP Imagery 2013



Southwest Coastal NED Plan




106

PROJECT STRUCTURES

- RESIDENTIAL
- NON-RESIDENTIAL
- WAREHOUSE

Structures identified as preliminarily eligible require additional on-site assessment and must meet certain criteria in order to participate in the nonstructural project. More information about the general nonstructural process can be found in Appendix L. Additional details concerning eligibility criteria will be developed during the design and construction phases.

112



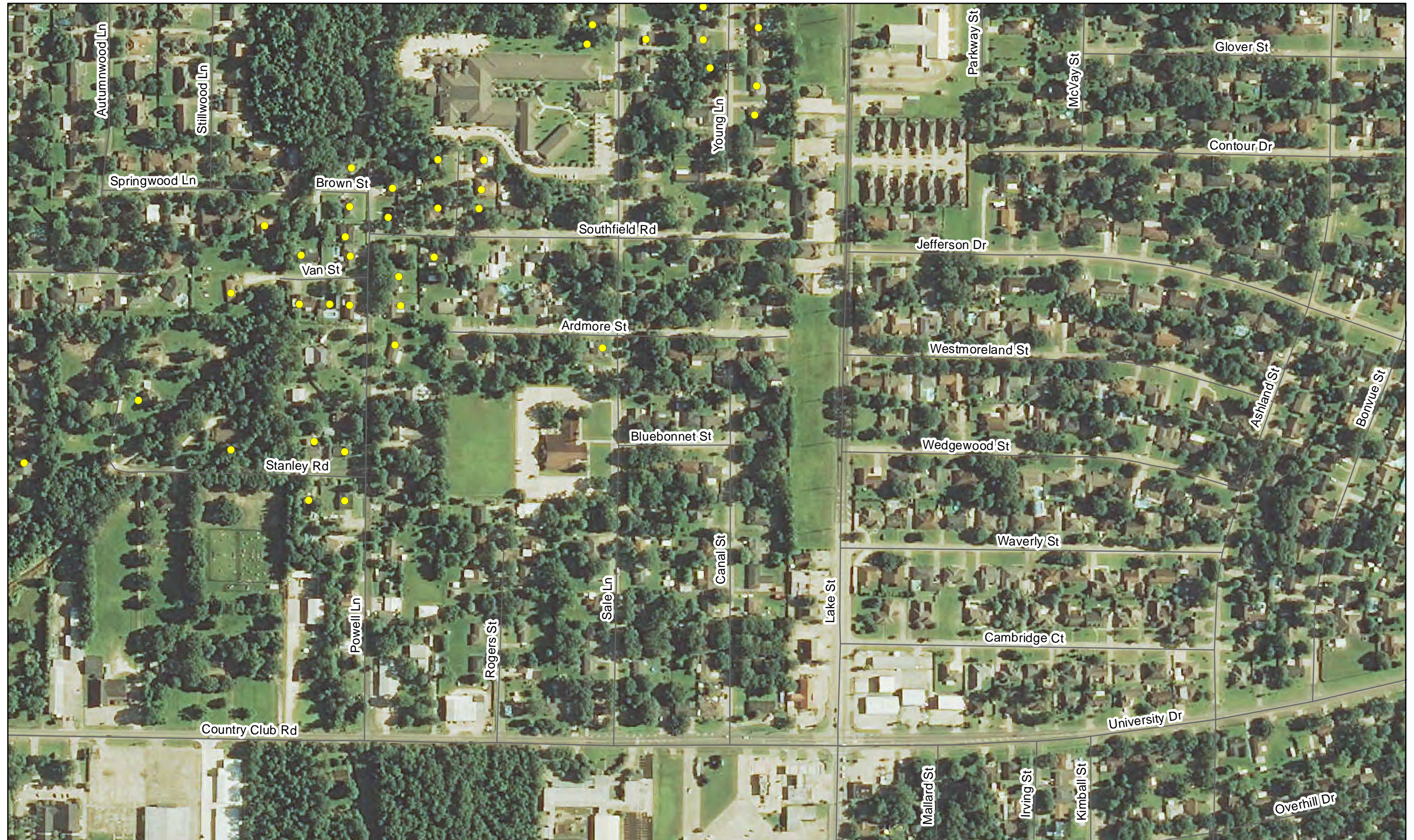
Structure Inventory: Data on study area structures were collected in 2012 via visual assessment.

Imagery: Louisiana NAIP Imagery 2013



Southwest Coastal NED Plan

99




105

107

PROJECT STRUCTURES

- RESIDENTIAL
- NON-RESIDENTIAL
- WAREHOUSE

Structures identified as preliminarily eligible require additional on-site assessment and must meet certain criteria in order to participate in the nonstructural project. More information about the general nonstructural process can be found in Appendix L. Additional details concerning eligibility criteria will be developed during the design and construction phases.



Structure Inventory: Data on study area structures were collected in 2012 via visual assessment.

Imagery: Louisiana NAIP Imagery 2013



Southwest Coastal NED Plan

100




106

108

PROJECT STRUCTURES

- RESIDENTIAL
- NON-RESIDENTIAL
- WAREHOUSE

Structures identified as preliminarily eligible require additional on-site assessment and must meet certain criteria in order to participate in the nonstructural project. More information about the general nonstructural process can be found in Appendix L. Additional details concerning eligibility criteria will be developed during the design and construction phases.



Structure Inventory: Data on study area structures were collected in 2012 via visual assessment.

Imagery: Louisiana NAIP Imagery 2013



Southwest Coastal NED Plan

101




107

PROJECT STRUCTURES

- RESIDENTIAL
- NON-RESIDENTIAL
- WAREHOUSE

Structures identified as preliminarily eligible require additional on-site assessment and must meet certain criteria in order to participate in the nonstructural project. More information about the general nonstructural process can be found in Appendix L. Additional details concerning eligibility criteria will be developed during the design and construction phases.



Structure Inventory: Data on study area structures were collected in 2012 via visual assessment.

Imagery: Louisiana NAIP Imagery 2013



Southwest Coastal NED Plan

103




110

PROJECT STRUCTURES

- RESIDENTIAL
- NON-RESIDENTIAL
- WAREHOUSE

Structures identified as preliminarily eligible require additional on-site assessment and must meet certain criteria in order to participate in the nonstructural project. More information about the general nonstructural process can be found in Appendix L. Additional details concerning eligibility criteria will be developed during the design and construction phases.



Structure Inventory: Data on study area structures were collected in 2012 via visual assessment.

Imagery: Louisiana NAIP Imagery 2013



Southwest Coastal NED Plan

104



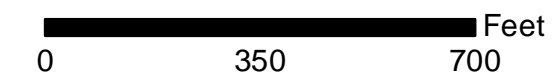
109

113

PROJECT STRUCTURES

- RESIDENTIAL
- NON-RESIDENTIAL
- WAREHOUSE

Structures identified as preliminarily eligible require additional on-site assessment and must meet certain criteria in order to participate in the nonstructural project. More information about the general nonstructural process can be found in Appendix L. Additional details concerning eligibility criteria will be developed during the design and construction phases.




Structure Inventory: Data on study area structures were collected in 2012 via visual assessment.

Imagery: Louisiana NAIP Imagery 2013



Southwest Coastal NED Plan




112

PROJECT STRUCTURES

- RESIDENTIAL
- NON-RESIDENTIAL
- WAREHOUSE

Structures identified as preliminarily eligible require additional on-site assessment and must meet certain criteria in order to participate in the nonstructural project. More information about the general nonstructural process can be found in Appendix L. Additional details concerning eligibility criteria will be developed during the design and construction phases.



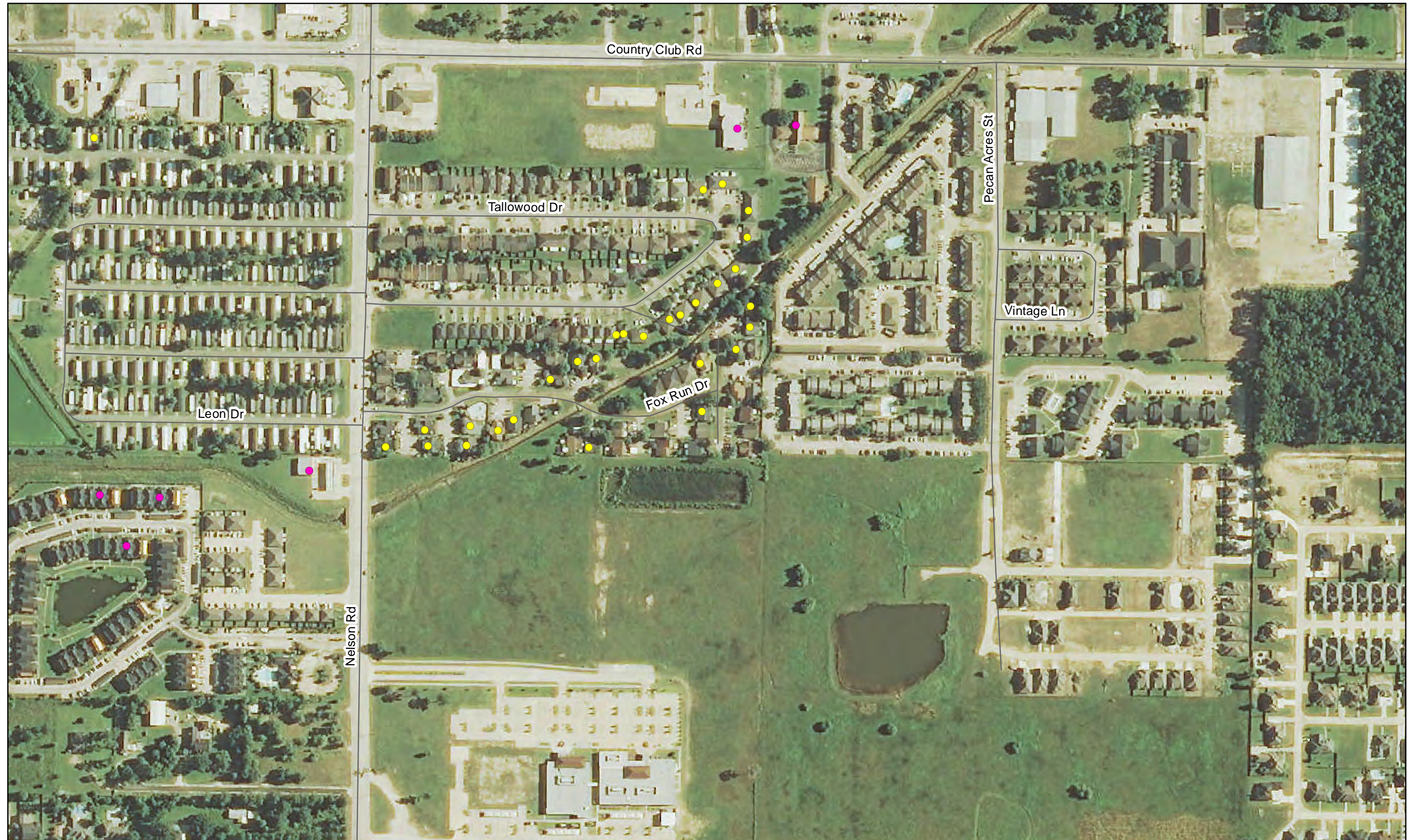
Structure Inventory: Data on study area structures were collected in 2012 via visual assessment.

Imagery: Louisiana NAIP Imagery 2013



Southwest Coastal NED Plan

105




111

PROJECT STRUCTURES

- RESIDENTIAL
- NON-RESIDENTIAL
- WAREHOUSE

Structures identified as preliminarily eligible require additional on-site assessment and must meet certain criteria in order to participate in the nonstructural project. More information about the general nonstructural process can be found in Appendix L. Additional details concerning eligibility criteria will be developed during the design and construction phases.



Structure Inventory: Data on study area structures were collected in 2012 via visual assessment.

Imagery: Louisiana NAIP Imagery 2013



Southwest Coastal NED Plan


110



PROJECT STRUCTURES

- RESIDENTIAL
- NON-RESIDENTIAL
- WAREHOUSE

Structures identified as preliminarily eligible require additional on-site assessment and must meet certain criteria in order to participate in the nonstructural project. More information about the general nonstructural process can be found in Appendix L. Additional details concerning eligibility criteria will be developed during the design and construction phases.



Structure Inventory: Data on study area structures were collected in 2012 via visual assessment.

Imagery: Louisiana NAIP Imagery 2013



Southwest Coastal NED Plan




115

PROJECT STRUCTURES

- RESIDENTIAL
- NON-RESIDENTIAL
- WAREHOUSE

Structures identified as preliminarily eligible require additional on-site assessment and must meet certain criteria in order to participate in the nonstructural project. More information about the general nonstructural process can be found in Appendix L. Additional details concerning eligibility criteria will be developed during the design and construction phases.

117



Structure Inventory: Data on study area structures were collected in 2012 via visual assessment.

Imagery: Louisiana NAIP Imagery 2013



Southwest Coastal NED Plan



114


116

118

PROJECT STRUCTURES

- RESIDENTIAL
- NON-RESIDENTIAL
- WAREHOUSE

Structures identified as preliminarily eligible require additional on-site assessment and must meet certain criteria in order to participate in the nonstructural project. More information about the general nonstructural process can be found in Appendix L. Additional details concerning eligibility criteria will be developed during the design and construction phases.



Structure Inventory: Data on study area structures were collected in 2012 via visual assessment.

Imagery: Louisiana NAIP Imagery 2013



Southwest Coastal NED Plan




115

119

PROJECT STRUCTURES

- RESIDENTIAL
- NON-RESIDENTIAL
- WAREHOUSE

Structures identified as preliminarily eligible require additional on-site assessment and must meet certain criteria in order to participate in the nonstructural project. More information about the general nonstructural process can be found in Appendix L. Additional details concerning eligibility criteria will be developed during the design and construction phases.



Structure Inventory: Data on study area structures were collected in 2012 via visual assessment.

Imagery: Louisiana NAIP Imagery 2013



Southwest Coastal NED Plan

114




118

PROJECT STRUCTURES

- RESIDENTIAL
- NON-RESIDENTIAL
- WAREHOUSE

Structures identified as preliminarily eligible require additional on-site assessment and must meet certain criteria in order to participate in the nonstructural project. More information about the general nonstructural process can be found in Appendix L. Additional details concerning eligibility criteria will be developed during the design and construction phases.



Structure Inventory: Data on study area structures were collected in 2012 via visual assessment.

Imagery: Louisiana NAIP Imagery 2013



Southwest Coastal NED Plan

115



117


119

126

PROJECT STRUCTURES

- RESIDENTIAL
- NON-RESIDENTIAL
- WAREHOUSE

Structures identified as preliminarily eligible require additional on-site assessment and must meet certain criteria in order to participate in the nonstructural project. More information about the general nonstructural process can be found in Appendix L. Additional details concerning eligibility criteria will be developed during the design and construction phases.



Structure Inventory: Data on study area structures were collected in 2012 via visual assessment.

Imagery: Louisiana NAIP Imagery 2013



Southwest Coastal NED Plan

116



118


120

127

PROJECT STRUCTURES

- RESIDENTIAL
- NON-RESIDENTIAL
- WAREHOUSE

Structures identified as preliminarily eligible require additional on-site assessment and must meet certain criteria in order to participate in the nonstructural project. More information about the general nonstructural process can be found in Appendix L. Additional details concerning eligibility criteria will be developed during the design and construction phases.

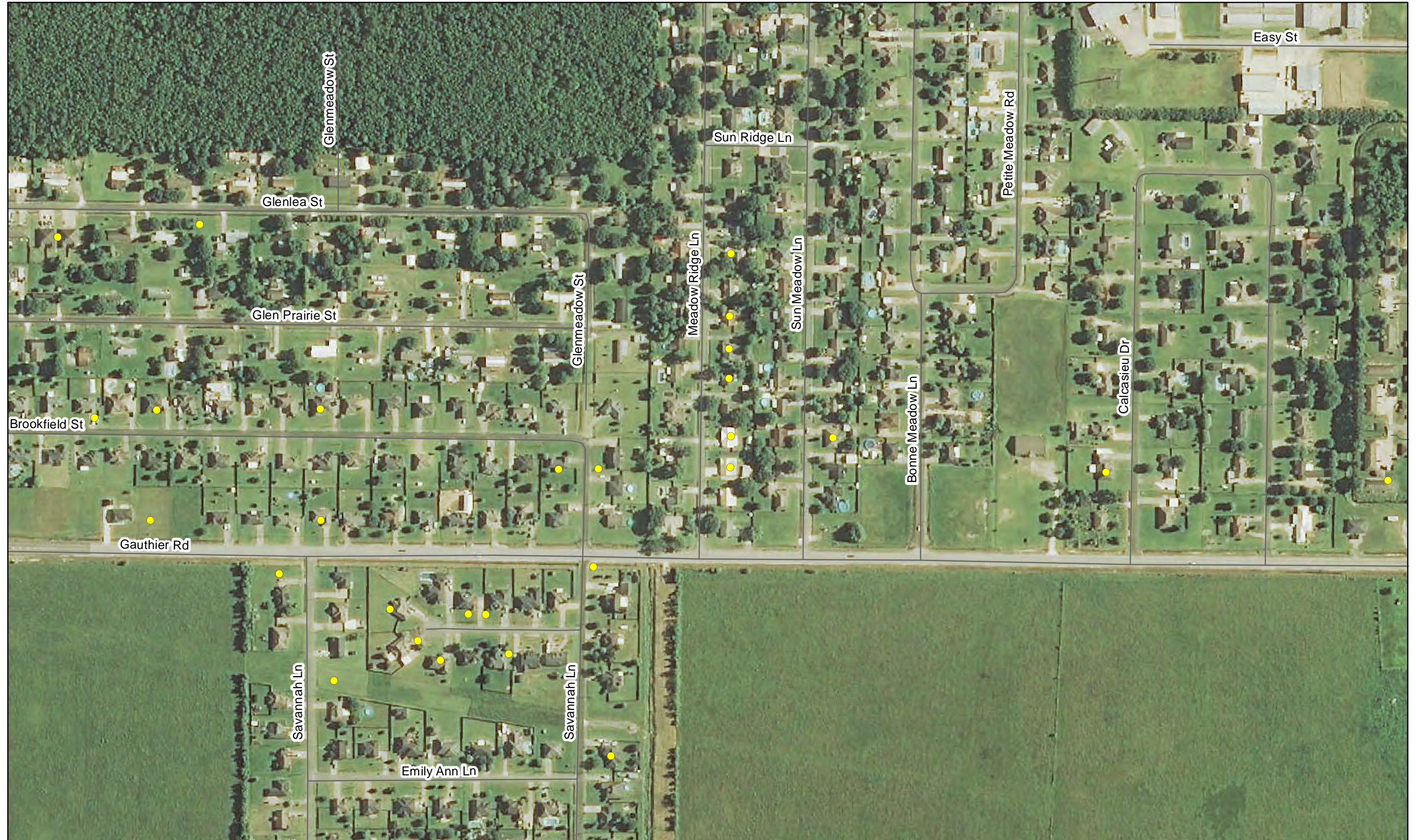


Structure Inventory: Data on study area structures were collected in 2012 via visual assessment.

Imagery: Louisiana NAIP Imagery 2013



Southwest Coastal NED Plan



119

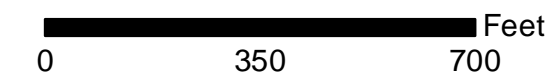
121

128

PROJECT STRUCTURES

- RESIDENTIAL
- NON-RESIDENTIAL
- WAREHOUSE

Structures identified as preliminarily eligible require additional on-site assessment and must meet certain criteria in order to participate in the nonstructural project. More information about the general nonstructural process can be found in Appendix L. Additional details concerning eligibility criteria will be developed during the design and construction phases.

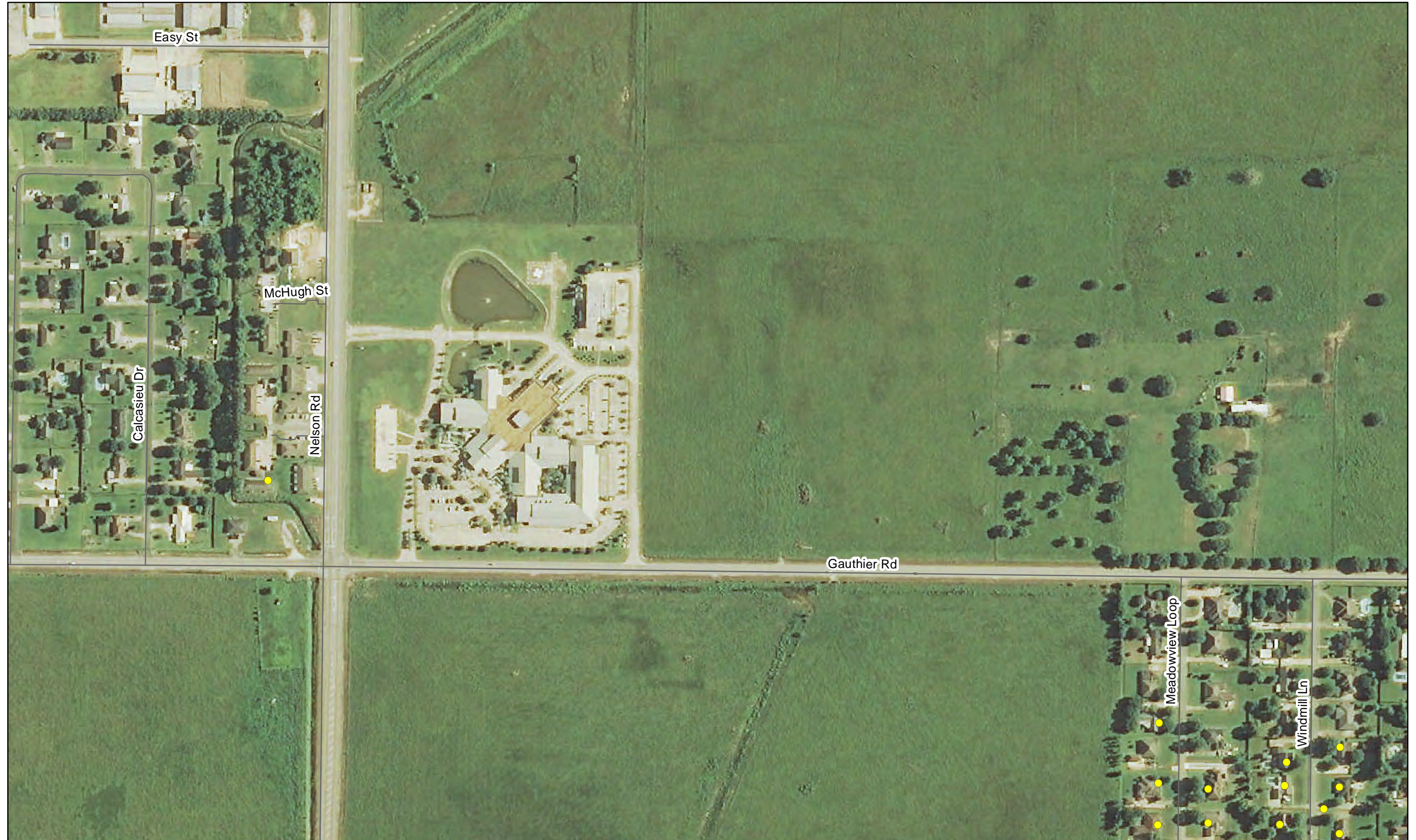


Structure Inventory: Data on study area structures were collected in 2012 via visual assessment.

Imagery: Louisiana NAIP Imagery 2013



Southwest Coastal NED Plan



120


122

129

PROJECT STRUCTURES

- RESIDENTIAL
- NON-RESIDENTIAL
- WAREHOUSE

Structures identified as preliminarily eligible require additional on-site assessment and must meet certain criteria in order to participate in the nonstructural project. More information about the general nonstructural process can be found in Appendix L. Additional details concerning eligibility criteria will be developed during the design and construction phases.



Structure Inventory: Data on study area structures were collected in 2012 via visual assessment.

Imagery: Louisiana NAIP Imagery 2013



Southwest Coastal NED Plan

121




PROJECT STRUCTURES

- RESIDENTIAL
- NON-RESIDENTIAL
- WAREHOUSE

Structures identified as preliminarily eligible require additional on-site assessment and must meet certain criteria in order to participate in the nonstructural project. More information about the general nonstructural process can be found in Appendix L. Additional details concerning eligibility criteria will be developed during the design and construction phases.

130



Structure Inventory: Data on study area structures were collected in 2012 via visual assessment.

Imagery: Louisiana NAIP Imagery 2013




Southwest Coastal NED Plan



PROJECT STRUCTURES

- RESIDENTIAL
- NON-RESIDENTIAL
- WAREHOUSE

Structures identified as preliminarily eligible require additional on-site assessment and must meet certain criteria in order to participate in the nonstructural project. More information about the general nonstructural process can be found in Appendix L. Additional details concerning eligibility criteria will be developed during the design and construction phases.



Structure Inventory: Data on study area structures were collected in 2012 via visual assessment.

Imagery: Louisiana NAIP Imagery 2013



Southwest Coastal NED Plan




125

PROJECT STRUCTURES

- RESIDENTIAL
- NON-RESIDENTIAL
- WAREHOUSE

Structures identified as preliminarily eligible require additional on-site assessment and must meet certain criteria in order to participate in the nonstructural project. More information about the general nonstructural process can be found in Appendix L. Additional details concerning eligibility criteria will be developed during the design and construction phases.



Structure Inventory: Data on study area structures were collected in 2012 via visual assessment.

Imagery: Louisiana NAIP Imagery 2013



Southwest Coastal NED Plan




124

PROJECT STRUCTURES

- RESIDENTIAL
- NON-RESIDENTIAL
- WAREHOUSE

Structures identified as preliminarily eligible require additional on-site assessment and must meet certain criteria in order to participate in the nonstructural project. More information about the general nonstructural process can be found in Appendix L. Additional details concerning eligibility criteria will be developed during the design and construction phases.



Structure Inventory: Data on study area structures were collected in 2012 via visual assessment.

Imagery: Louisiana NAIP Imagery 2013



Southwest Coastal NED Plan

118




127

133

PROJECT STRUCTURES

- RESIDENTIAL
- NON-RESIDENTIAL
- WAREHOUSE

Structures identified as preliminarily eligible require additional on-site assessment and must meet certain criteria in order to participate in the nonstructural project. More information about the general nonstructural process can be found in Appendix L. Additional details concerning eligibility criteria will be developed during the design and construction phases.



Structure Inventory: Data on study area structures were collected in 2012 via visual assessment.

Imagery: Louisiana NAIP Imagery 2013



Southwest Coastal NED Plan

119



126

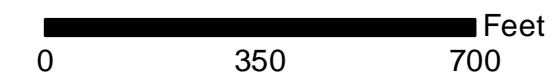
128

134

PROJECT STRUCTURES

- RESIDENTIAL
- NON-RESIDENTIAL
- WAREHOUSE

Structures identified as preliminarily eligible require additional on-site assessment and must meet certain criteria in order to participate in the nonstructural project. More information about the general nonstructural process can be found in Appendix L. Additional details concerning eligibility criteria will be developed during the design and construction phases.



Structure Inventory: Data on study area structures were collected in 2012 via visual assessment.

Imagery: Louisiana NAIP Imagery 2013



Southwest Coastal NED Plan

120



127


129

135

PROJECT STRUCTURES

- RESIDENTIAL
- NON-RESIDENTIAL
- WAREHOUSE

Structures identified as preliminarily eligible require additional on-site assessment and must meet certain criteria in order to participate in the nonstructural project. More information about the general nonstructural process can be found in Appendix L. Additional details concerning eligibility criteria will be developed during the design and construction phases.



Structure Inventory: Data on study area structures were collected in 2012 via visual assessment.

Imagery: Louisiana NAIP Imagery 2013



Southwest Coastal NED Plan

121



128


130

136

PROJECT STRUCTURES

- RESIDENTIAL
- NON-RESIDENTIAL
- WAREHOUSE

Structures identified as preliminarily eligible require additional on-site assessment and must meet certain criteria in order to participate in the nonstructural project. More information about the general nonstructural process can be found in Appendix L. Additional details concerning eligibility criteria will be developed during the design and construction phases.



Structure Inventory: Data on study area structures were collected in 2012 via visual assessment.

Imagery: Louisiana NAIP Imagery 2013



Southwest Coastal NED Plan

122




129

PROJECT STRUCTURES

- RESIDENTIAL
- NON-RESIDENTIAL
- WAREHOUSE

Structures identified as preliminarily eligible require additional on-site assessment and must meet certain criteria in order to participate in the nonstructural project. More information about the general nonstructural process can be found in Appendix L. Additional details concerning eligibility criteria will be developed during the design and construction phases.



Structure Inventory: Data on study area structures were collected in 2012 via visual assessment.

Imagery: Louisiana NAIP Imagery 2013



Southwest Coastal NED Plan



PROJECT STRUCTURES

- RESIDENTIAL
- NON-RESIDENTIAL
- WAREHOUSE

Structures identified as preliminarily eligible require additional on-site assessment and must meet certain criteria in order to participate in the nonstructural project. More information about the general nonstructural process can be found in Appendix L. Additional details concerning eligibility criteria will be developed during the design and construction phases.

0 350 700 Feet

Structure Inventory: Data on study area structures were collected in 2012 via visual assessment.

Imagery: Louisiana NAIP Imagery 2013



Southwest Coastal NED Plan




PROJECT STRUCTURES

- RESIDENTIAL
- NON-RESIDENTIAL
- WAREHOUSE

Structures identified as preliminarily eligible require additional on-site assessment and must meet certain criteria in order to participate in the nonstructural project. More information about the general nonstructural process can be found in Appendix L. Additional details concerning eligibility criteria will be developed during the design and construction phases.

137



Structure Inventory: Data on study area structures were collected in 2012 via visual assessment.

Imagery: Louisiana NAIP Imagery 2013



Southwest Coastal NED Plan

126




134

PROJECT STRUCTURES

- RESIDENTIAL
- NON-RESIDENTIAL
- WAREHOUSE

Structures identified as preliminarily eligible require additional on-site assessment and must meet certain criteria in order to participate in the nonstructural project. More information about the general nonstructural process can be found in Appendix L. Additional details concerning eligibility criteria will be developed during the design and construction phases.

138



Structure Inventory: Data on study area structures were collected in 2012 via visual assessment.

Imagery: Louisiana NAIP Imagery 2013



Southwest Coastal NED Plan

127



133


135

PROJECT STRUCTURES

- RESIDENTIAL
- NON-RESIDENTIAL
- WAREHOUSE

Structures identified as preliminarily eligible require additional on-site assessment and must meet certain criteria in order to participate in the nonstructural project. More information about the general nonstructural process can be found in Appendix L. Additional details concerning eligibility criteria will be developed during the design and construction phases.

139



Structure Inventory: Data on study area structures were collected in 2012 via visual assessment.

Imagery: Louisiana NAIP Imagery 2013



Southwest Coastal NED Plan

128



134


136

PROJECT STRUCTURES

- RESIDENTIAL
- NON-RESIDENTIAL
- WAREHOUSE

Structures identified as preliminarily eligible require additional on-site assessment and must meet certain criteria in order to participate in the nonstructural project. More information about the general nonstructural process can be found in Appendix L. Additional details concerning eligibility criteria will be developed during the design and construction phases.

140




Structure Inventory: Data on study area structures were collected in 2012 via visual assessment.

Imagery: Louisiana NAIP Imagery 2013



Southwest Coastal NED Plan

129




135

141

PROJECT STRUCTURES

- RESIDENTIAL
- NON-RESIDENTIAL
- WAREHOUSE

Structures identified as preliminarily eligible require additional on-site assessment and must meet certain criteria in order to participate in the nonstructural project. More information about the general nonstructural process can be found in Appendix L. Additional details concerning eligibility criteria will be developed during the design and construction phases.



Structure Inventory: Data on study area structures were collected in 2012 via visual assessment.

Imagery: Louisiana NAIP Imagery 2013



Southwest Coastal NED Plan


132



PROJECT STRUCTURES

- RESIDENTIAL
- NON-RESIDENTIAL
- WAREHOUSE

Structures identified as preliminarily eligible require additional on-site assessment and must meet certain criteria in order to participate in the nonstructural project. More information about the general nonstructural process can be found in Appendix L. Additional details concerning eligibility criteria will be developed during the design and construction phases.



Structure Inventory: Data on study area structures were collected in 2012 via visual assessment.

Imagery: Louisiana NAIP Imagery 2013



Southwest Coastal NED Plan

133




139

PROJECT STRUCTURES

- RESIDENTIAL
- NON-RESIDENTIAL
- WAREHOUSE

Structures identified as preliminarily eligible require additional on-site assessment and must meet certain criteria in order to participate in the nonstructural project. More information about the general nonstructural process can be found in Appendix L. Additional details concerning eligibility criteria will be developed during the design and construction phases.



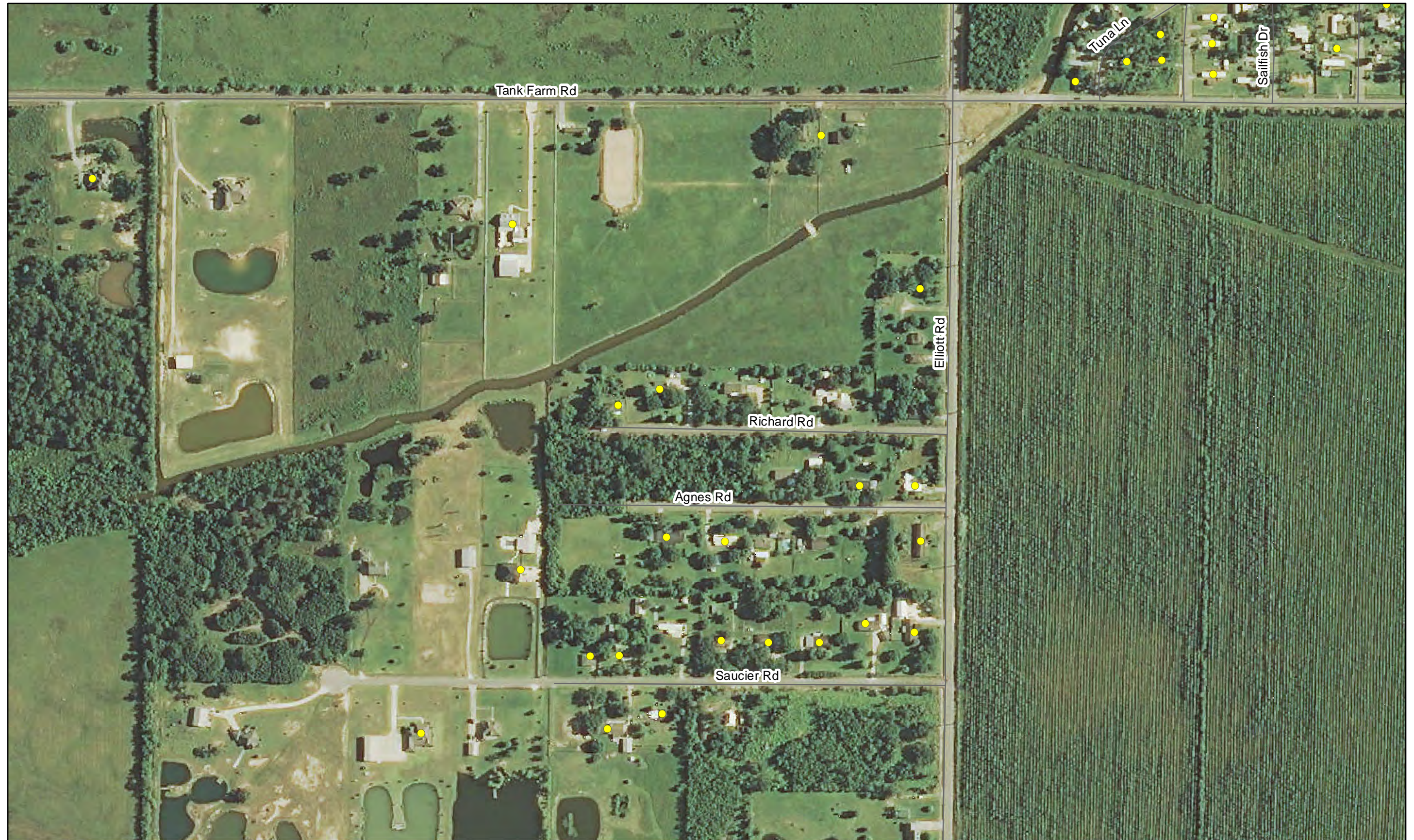
Structure Inventory: Data on study area structures were collected in 2012 via visual assessment.

Imagery: Louisiana NAIP Imagery 2013



Southwest Coastal NED Plan

134



138


140

145

PROJECT STRUCTURES

- RESIDENTIAL
- NON-RESIDENTIAL
- WAREHOUSE

Structures identified as preliminarily eligible require additional on-site assessment and must meet certain criteria in order to participate in the nonstructural project. More information about the general nonstructural process can be found in Appendix L. Additional details concerning eligibility criteria will be developed during the design and construction phases.



Structure Inventory: Data on study area structures were collected in 2012 via visual assessment.

Imagery: Louisiana NAIP Imagery 2013



Southwest Coastal NED Plan

135



139

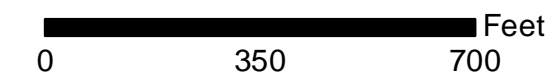
141

146

PROJECT STRUCTURES

- RESIDENTIAL
- NON-RESIDENTIAL
- WAREHOUSE

Structures identified as preliminarily eligible require additional on-site assessment and must meet certain criteria in order to participate in the nonstructural project. More information about the general nonstructural process can be found in Appendix L. Additional details concerning eligibility criteria will be developed during the design and construction phases.



Structure Inventory: Data on study area structures were collected in 2012 via visual assessment.

Imagery: Louisiana NAIP Imagery 2013



Southwest Coastal NED Plan

136



140


142

147

PROJECT STRUCTURES

- RESIDENTIAL
- NON-RESIDENTIAL
- WAREHOUSE

Structures identified as preliminarily eligible require additional on-site assessment and must meet certain criteria in order to participate in the nonstructural project. More information about the general nonstructural process can be found in Appendix L. Additional details concerning eligibility criteria will be developed during the design and construction phases.



Structure Inventory: Data on study area structures were collected in 2012 via visual assessment.

Imagery: Louisiana NAIP Imagery 2013



Southwest Coastal NED Plan




141

148

PROJECT STRUCTURES

- RESIDENTIAL
- NON-RESIDENTIAL
- WAREHOUSE

Structures identified as preliminarily eligible require additional on-site assessment and must meet certain criteria in order to participate in the nonstructural project. More information about the general nonstructural process can be found in Appendix L. Additional details concerning eligibility criteria will be developed during the design and construction phases.



Structure Inventory: Data on study area structures were collected in 2012 via visual assessment.

Imagery: Louisiana NAIP Imagery 2013



Southwest Coastal NED Plan




PROJECT STRUCTURES

- RESIDENTIAL
- NON-RESIDENTIAL
- WAREHOUSE

Structures identified as preliminarily eligible require additional on-site assessment and must meet certain criteria in order to participate in the nonstructural project. More information about the general nonstructural process can be found in Appendix L. Additional details concerning eligibility criteria will be developed during the design and construction phases.

149



Structure Inventory: Data on study area structures were collected in 2012 via visual assessment.

Imagery: Louisiana NAIP Imagery 2013



Southwest Coastal NED Plan



Sam Vincent Rd

PROJECT STRUCTURES

- RESIDENTIAL
- NON-RESIDENTIAL
- WAREHOUSE

Structures identified as preliminarily eligible require additional on-site assessment and must meet certain criteria in order to participate in the nonstructural project. More information about the general nonstructural process can be found in Appendix L. Additional details concerning eligibility criteria will be developed during the design and construction phases.

0 350 700 Feet

Structure Inventory: Data on study area structures were collected in 2012 via visual assessment.

Imagery: Louisiana NAIP Imagery 2013



Southwest Coastal NED Plan

139




146

PROJECT STRUCTURES

- RESIDENTIAL
- NON-RESIDENTIAL
- WAREHOUSE

Structures identified as preliminarily eligible require additional on-site assessment and must meet certain criteria in order to participate in the nonstructural project. More information about the general nonstructural process can be found in Appendix L. Additional details concerning eligibility criteria will be developed during the design and construction phases.

154



Structure Inventory: Data on study area structures were collected in 2012 via visual assessment.

Imagery: Louisiana NAIP Imagery 2013



Southwest Coastal NED Plan

140



145


147

155

PROJECT STRUCTURES

- RESIDENTIAL
- NON-RESIDENTIAL
- WAREHOUSE

Structures identified as preliminarily eligible require additional on-site assessment and must meet certain criteria in order to participate in the nonstructural project. More information about the general nonstructural process can be found in Appendix L. Additional details concerning eligibility criteria will be developed during the design and construction phases.



Structure Inventory: Data on study area structures were collected in 2012 via visual assessment.

Imagery: Louisiana NAIP Imagery 2013



Southwest Coastal NED Plan

141



146


148

156

PROJECT STRUCTURES

- RESIDENTIAL
- NON-RESIDENTIAL
- WAREHOUSE

Structures identified as preliminarily eligible require additional on-site assessment and must meet certain criteria in order to participate in the nonstructural project. More information about the general nonstructural process can be found in Appendix L. Additional details concerning eligibility criteria will be developed during the design and construction phases.



Structure Inventory: Data on study area structures were collected in 2012 via visual assessment.

Imagery: Louisiana NAIP Imagery 2013



Southwest Coastal NED Plan

142




147

157

PROJECT STRUCTURES

- RESIDENTIAL
- NON-RESIDENTIAL
- WAREHOUSE

Structures identified as preliminarily eligible require additional on-site assessment and must meet certain criteria in order to participate in the nonstructural project. More information about the general nonstructural process can be found in Appendix L. Additional details concerning eligibility criteria will be developed during the design and construction phases.



Structure Inventory: Data on study area structures were collected in 2012 via visual assessment.

Imagery: Louisiana NAIP Imagery 2013



Southwest Coastal NED Plan

143



PROJECT STRUCTURES

- RESIDENTIAL
- NON-RESIDENTIAL
- WAREHOUSE

Structures identified as preliminarily eligible require additional on-site assessment and must meet certain criteria in order to participate in the nonstructural project. More information about the general nonstructural process can be found in Appendix L. Additional details concerning eligibility criteria will be developed during the design and construction phases.

0 350 700 Feet

Structure Inventory: Data on study area structures were collected in 2012 via visual assessment.

Imagery: Louisiana NAIP Imagery 2013




Southwest Coastal NED Plan



PROJECT STRUCTURES

- RESIDENTIAL
- NON-RESIDENTIAL
- WAREHOUSE

Structures identified as preliminarily eligible require additional on-site assessment and must meet certain criteria in order to participate in the nonstructural project. More information about the general nonstructural process can be found in Appendix L. Additional details concerning eligibility criteria will be developed during the design and construction phases.



Structure Inventory: Data on study area structures were collected in 2012 via visual assessment.

Imagery: Louisiana NAIP Imagery 2013



Southwest Coastal NED Plan




152

PROJECT STRUCTURES

- RESIDENTIAL
- NON-RESIDENTIAL
- WAREHOUSE

Structures identified as preliminarily eligible require additional on-site assessment and must meet certain criteria in order to participate in the nonstructural project. More information about the general nonstructural process can be found in Appendix L. Additional details concerning eligibility criteria will be developed during the design and construction phases.

159



Structure Inventory: Data on study area structures were collected in 2012 via visual assessment.

Imagery: Louisiana NAIP Imagery 2013




Southwest Coastal NED Plan



151

PROJECT STRUCTURES	
●	RESIDENTIAL
●	NON-RESIDENTIAL
●	WAREHOUSE

Structures identified as preliminarily eligible require additional on-site assessment and must meet certain criteria in order to participate in the nonstructural project. More information about the general nonstructural process can be found in Appendix L. Additional details concerning eligibility criteria will be developed during the design and construction phases.



Structure Inventory: Data on study area structures were collected in 2012 via visual assessment.

Imagery: Louisiana NAIP Imagery 2013



Southwest Coastal NED Plan




154

PROJECT STRUCTURES

- RESIDENTIAL
- NON-RESIDENTIAL
- WAREHOUSE

Structures identified as preliminarily eligible require additional on-site assessment and must meet certain criteria in order to participate in the nonstructural project. More information about the general nonstructural process can be found in Appendix L. Additional details concerning eligibility criteria will be developed during the design and construction phases.



Structure Inventory: Data on study area structures were collected in 2012 via visual assessment.

Imagery: Louisiana NAIP Imagery 2013



Southwest Coastal NED Plan

145



153


155

PROJECT STRUCTURES

- RESIDENTIAL
- NON-RESIDENTIAL
- WAREHOUSE

Structures identified as preliminarily eligible require additional on-site assessment and must meet certain criteria in order to participate in the nonstructural project. More information about the general nonstructural process can be found in Appendix L. Additional details concerning eligibility criteria will be developed during the design and construction phases.

160



Structure Inventory: Data on study area structures were collected in 2012 via visual assessment.

Imagery: Louisiana NAIP Imagery 2013



Southwest Coastal NED Plan

146




154

156

PROJECT STRUCTURES

- RESIDENTIAL
- NON-RESIDENTIAL
- WAREHOUSE

Structures identified as preliminarily eligible require additional on-site assessment and must meet certain criteria in order to participate in the nonstructural project. More information about the general nonstructural process can be found in Appendix L. Additional details concerning eligibility criteria will be developed during the design and construction phases.



Structure Inventory: Data on study area structures were collected in 2012 via visual assessment.

Imagery: Louisiana NAIP Imagery 2013



Southwest Coastal NED Plan

147




155

157

PROJECT STRUCTURES

- RESIDENTIAL
- NON-RESIDENTIAL
- WAREHOUSE

Structures identified as preliminarily eligible require additional on-site assessment and must meet certain criteria in order to participate in the nonstructural project. More information about the general nonstructural process can be found in Appendix L. Additional details concerning eligibility criteria will be developed during the design and construction phases.




Structure Inventory: Data on study area structures were collected in 2012 via visual assessment.

Imagery: Louisiana NAIP Imagery 2013



Southwest Coastal NED Plan

148



156

158

PROJECT STRUCTURES

- RESIDENTIAL
- NON-RESIDENTIAL
- WAREHOUSE

Structures identified as preliminarily eligible require additional on-site assessment and must meet certain criteria in order to participate in the nonstructural project. More information about the general nonstructural process can be found in Appendix L. Additional details concerning eligibility criteria will be developed during the design and construction phases.

0 350 700 Feet


Structure Inventory: Data on study area structures were collected in 2012 via visual assessment.

Imagery: Louisiana NAIP Imagery 2013



Southwest Coastal NED Plan


157



PROJECT STRUCTURES

- RESIDENTIAL
- NON-RESIDENTIAL
- WAREHOUSE

Structures identified as preliminarily eligible require additional on-site assessment and must meet certain criteria in order to participate in the nonstructural project. More information about the general nonstructural process can be found in Appendix L. Additional details concerning eligibility criteria will be developed during the design and construction phases.



Structure Inventory: Data on study area structures were collected in 2012 via visual assessment.

Imagery: Louisiana NAIP Imagery 2013



Southwest Coastal NED Plan

151



PROJECT STRUCTURES

- RESIDENTIAL
- NON-RESIDENTIAL
- WAREHOUSE

Structures identified as preliminarily eligible require additional on-site assessment and must meet certain criteria in order to participate in the nonstructural project. More information about the general nonstructural process can be found in Appendix L. Additional details concerning eligibility criteria will be developed during the design and construction phases.

0 350 700 Feet

Structure Inventory: Data on study area structures were collected in 2012 via visual assessment.

Imagery: Louisiana NAIP Imagery 2013



Southwest Coastal NED Plan


154



PROJECT STRUCTURES

- RESIDENTIAL
- NON-RESIDENTIAL
- WAREHOUSE

Structures identified as preliminarily eligible require additional on-site assessment and must meet certain criteria in order to participate in the nonstructural project. More information about the general nonstructural process can be found in Appendix L. Additional details concerning eligibility criteria will be developed during the design and construction phases.



Structure Inventory: Data on study area structures were collected in 2012 via visual assessment.

Imagery: Louisiana NAIP Imagery 2013



Southwest Coastal NED Plan



PROJECT STRUCTURES

- RESIDENTIAL
- NON-RESIDENTIAL
- WAREHOUSE

Structures identified as preliminarily eligible require additional on-site assessment and must meet certain criteria in order to participate in the nonstructural project. More information about the general nonstructural process can be found in Appendix L. Additional details concerning eligibility criteria will be developed during the design and construction phases.

0 350 700 Feet

Structure Inventory: Data on study area structures were collected in 2012 via visual assessment.

Imagery: Louisiana NAIP Imagery 2013



Southwest Coastal NED Plan



PROJECT STRUCTURES

- RESIDENTIAL
- NON-RESIDENTIAL
- WAREHOUSE

Structures identified as preliminarily eligible require additional on-site assessment and must meet certain criteria in order to participate in the nonstructural project. More information about the general nonstructural process can be found in Appendix L. Additional details concerning eligibility criteria will be developed during the design and construction phases.

0 350 700 Feet

Structure Inventory: Data on study area structures were collected in 2012 via visual assessment.

Imagery: Louisiana NAIP Imagery 2013



Southwest Coastal NED Plan




164

PROJECT STRUCTURES

- RESIDENTIAL
- NON-RESIDENTIAL
- WAREHOUSE

Structures identified as preliminarily eligible require additional on-site assessment and must meet certain criteria in order to participate in the nonstructural project. More information about the general nonstructural process can be found in Appendix L. Additional details concerning eligibility criteria will be developed during the design and construction phases.

165



Structure Inventory: Data on study area structures were collected in 2012 via visual assessment.

Imagery: Louisiana NAIP Imagery 2013



Southwest Coastal NED Plan

163




PROJECT STRUCTURES

- RESIDENTIAL
- NON-RESIDENTIAL
- WAREHOUSE

Structures identified as preliminarily eligible require additional on-site assessment and must meet certain criteria in order to participate in the nonstructural project. More information about the general nonstructural process can be found in Appendix L. Additional details concerning eligibility criteria will be developed during the design and construction phases.

166



Structure Inventory: Data on study area structures were collected in 2012 via visual assessment.

Imagery: Louisiana NAIP Imagery 2013



Southwest Coastal NED Plan

163




166

PROJECT STRUCTURES

- RESIDENTIAL
- NON-RESIDENTIAL
- WAREHOUSE

Structures identified as preliminarily eligible require additional on-site assessment and must meet certain criteria in order to participate in the nonstructural project. More information about the general nonstructural process can be found in Appendix L. Additional details concerning eligibility criteria will be developed during the design and construction phases.



Structure Inventory: Data on study area structures were collected in 2012 via visual assessment.

Imagery: Louisiana NAIP Imagery 2013



Southwest Coastal NED Plan

164




165

167

PROJECT STRUCTURES

- RESIDENTIAL
- NON-RESIDENTIAL
- WAREHOUSE

Structures identified as preliminarily eligible require additional on-site assessment and must meet certain criteria in order to participate in the nonstructural project. More information about the general nonstructural process can be found in Appendix L. Additional details concerning eligibility criteria will be developed during the design and construction phases.



Structure Inventory: Data on study area structures were collected in 2012 via visual assessment.

Imagery: Louisiana NAIP Imagery 2013



Southwest Coastal NED Plan




166

PROJECT STRUCTURES

- RESIDENTIAL
- NON-RESIDENTIAL
- WAREHOUSE

Structures identified as preliminarily eligible require additional on-site assessment and must meet certain criteria in order to participate in the nonstructural project. More information about the general nonstructural process can be found in Appendix L. Additional details concerning eligibility criteria will be developed during the design and construction phases.



Structure Inventory: Data on study area structures were collected in 2012 via visual assessment.

Imagery: Louisiana NAIP Imagery 2013



Southwest Coastal NED Plan



PROJECT STRUCTURES

- RESIDENTIAL
- NON-RESIDENTIAL
- WAREHOUSE

Structures identified as preliminarily eligible require additional on-site assessment and must meet certain criteria in order to participate in the nonstructural project. More information about the general nonstructural process can be found in Appendix L. Additional details concerning eligibility criteria will be developed during the design and construction phases.

0 350 700 Feet

Structure Inventory: Data on study area structures were collected in 2012 via visual assessment.

Imagery: Louisiana NAIP Imagery 2013



Southwest Coastal NED Plan




170

PROJECT STRUCTURES

- RESIDENTIAL
- NON-RESIDENTIAL
- WAREHOUSE

Structures identified as preliminarily eligible require additional on-site assessment and must meet certain criteria in order to participate in the nonstructural project. More information about the general nonstructural process can be found in Appendix L. Additional details concerning eligibility criteria will be developed during the design and construction phases.



Structure Inventory: Data on study area structures were collected in 2012 via visual assessment.

Imagery: Louisiana NAIP Imagery 2013



Southwest Coastal NED Plan




169

PROJECT STRUCTURES

- RESIDENTIAL
- NON-RESIDENTIAL
- WAREHOUSE

Structures identified as preliminarily eligible require additional on-site assessment and must meet certain criteria in order to participate in the nonstructural project. More information about the general nonstructural process can be found in Appendix L. Additional details concerning eligibility criteria will be developed during the design and construction phases.



Structure Inventory: Data on study area structures were collected in 2012 via visual assessment.

Imagery: Louisiana NAIP Imagery 2013



Southwest Coastal NED Plan



172

PROJECT STRUCTURES

- RESIDENTIAL
- NON-RESIDENTIAL
- WAREHOUSE

Structures identified as preliminarily eligible require additional on-site assessment and must meet certain criteria in order to participate in the nonstructural project. More information about the general nonstructural process can be found in Appendix L. Additional details concerning eligibility criteria will be developed during the design and construction phases.

0 350 700 Feet

Structure Inventory: Data on study area structures were collected in 2012 via visual assessment.

Imagery: Louisiana NAIP Imagery 2013



Southwest Coastal NED Plan




171

PROJECT STRUCTURES

- RESIDENTIAL
- NON-RESIDENTIAL
- WAREHOUSE

Structures identified as preliminarily eligible require additional on-site assessment and must meet certain criteria in order to participate in the nonstructural project. More information about the general nonstructural process can be found in Appendix L. Additional details concerning eligibility criteria will be developed during the design and construction phases.



Structure Inventory: Data on study area structures were collected in 2012 via visual assessment.

Imagery: Louisiana NAIP Imagery 2013




Southwest Coastal NED Plan



PROJECT STRUCTURES

- RESIDENTIAL
- NON-RESIDENTIAL
- WAREHOUSE

Structures identified as preliminarily eligible require additional on-site assessment and must meet certain criteria in order to participate in the nonstructural project. More information about the general nonstructural process can be found in Appendix L. Additional details concerning eligibility criteria will be developed during the design and construction phases.



Structure Inventory: Data on study area structures were collected in 2012 via visual assessment.

Imagery: Louisiana NAIP Imagery 2013



Southwest Coastal NED Plan




PROJECT STRUCTURES

- RESIDENTIAL
- NON-RESIDENTIAL
- WAREHOUSE

Structures identified as preliminarily eligible require additional on-site assessment and must meet certain criteria in order to participate in the nonstructural project. More information about the general nonstructural process can be found in Appendix L. Additional details concerning eligibility criteria will be developed during the design and construction phases.

176




Structure Inventory: Data on study area structures were collected in 2012 via visual assessment.

Imagery: Louisiana NAIP Imagery 2013




Southwest Coastal NED Plan



PROJECT STRUCTURES	
●	RESIDENTIAL
●	NON-RESIDENTIAL
●	WAREHOUSE

Structures identified as preliminarily eligible require additional on-site assessment and must meet certain criteria in order to participate in the nonstructural project. More information about the general nonstructural process can be found in Appendix L. Additional details concerning eligibility criteria will be developed during the design and construction phases.



Structure Inventory: Data on study area structures were collected in 2012 via visual assessment.

Imagery: Louisiana NAIP Imagery 2013



Southwest Coastal NED Plan

174




177

PROJECT STRUCTURES

- RESIDENTIAL
- NON-RESIDENTIAL
- WAREHOUSE

Structures identified as preliminarily eligible require additional on-site assessment and must meet certain criteria in order to participate in the nonstructural project. More information about the general nonstructural process can be found in Appendix L. Additional details concerning eligibility criteria will be developed during the design and construction phases.

180



Structure Inventory: Data on study area structures were collected in 2012 via visual assessment.

Imagery: Louisiana NAIP Imagery 2013



Southwest Coastal NED Plan


176



PROJECT STRUCTURES

- RESIDENTIAL
- NON-RESIDENTIAL
- WAREHOUSE

Structures identified as preliminarily eligible require additional on-site assessment and must meet certain criteria in order to participate in the nonstructural project. More information about the general nonstructural process can be found in Appendix L. Additional details concerning eligibility criteria will be developed during the design and construction phases.



Structure Inventory: Data on study area structures were collected in 2012 via visual assessment.

Imagery: Louisiana NAIP Imagery 2013



Southwest Coastal NED Plan




PROJECT STRUCTURES

- RESIDENTIAL
- NON-RESIDENTIAL
- WAREHOUSE

Structures identified as preliminarily eligible require additional on-site assessment and must meet certain criteria in order to participate in the nonstructural project. More information about the general nonstructural process can be found in Appendix L. Additional details concerning eligibility criteria will be developed during the design and construction phases.

182



Structure Inventory: Data on study area structures were collected in 2012 via visual assessment.

Imagery: Louisiana NAIP Imagery 2013




Southwest Coastal NED Plan



PROJECT STRUCTURES

- RESIDENTIAL
- NON-RESIDENTIAL
- WAREHOUSE

Structures identified as preliminarily eligible require additional on-site assessment and must meet certain criteria in order to participate in the nonstructural project. More information about the general nonstructural process can be found in Appendix L. Additional details concerning eligibility criteria will be developed during the design and construction phases.



Structure Inventory: Data on study area structures were collected in 2012 via visual assessment.

Imagery: Louisiana NAIP Imagery 2013



Southwest Coastal NED Plan

176



PROJECT STRUCTURES

- RESIDENTIAL
- NON-RESIDENTIAL
- WAREHOUSE

Structures identified as preliminarily eligible require additional on-site assessment and must meet certain criteria in order to participate in the nonstructural project. More information about the general nonstructural process can be found in Appendix L. Additional details concerning eligibility criteria will be developed during the design and construction phases.

184

0 350 700 Feet

Structure Inventory: Data on study area structures were collected in 2012 via visual assessment.

Imagery: Louisiana NAIP Imagery 2013

Page 180 of 568



Southwest Coastal NED Plan



PROJECT STRUCTURES

- RESIDENTIAL
- NON-RESIDENTIAL
- WAREHOUSE

Structures identified as preliminarily eligible require additional on-site assessment and must meet certain criteria in order to participate in the nonstructural project. More information about the general nonstructural process can be found in Appendix L. Additional details concerning eligibility criteria will be developed during the design and construction phases.

0 350 700 Feet

Structure Inventory: Data on study area structures were collected in 2012 via visual assessment.

Imagery: Louisiana NAIP Imagery 2013



Southwest Coastal NED Plan


178



PROJECT STRUCTURES

- RESIDENTIAL
- NON-RESIDENTIAL
- WAREHOUSE

Structures identified as preliminarily eligible require additional on-site assessment and must meet certain criteria in order to participate in the nonstructural project. More information about the general nonstructural process can be found in Appendix L. Additional details concerning eligibility criteria will be developed during the design and construction phases.



Structure Inventory: Data on study area structures were collected in 2012 via visual assessment.

Imagery: Louisiana NAIP Imagery 2013




Southwest Coastal NED Plan



PROJECT STRUCTURES

- RESIDENTIAL
- NON-RESIDENTIAL
- WAREHOUSE

Structures identified as preliminarily eligible require additional on-site assessment and must meet certain criteria in order to participate in the nonstructural project. More information about the general nonstructural process can be found in Appendix L. Additional details concerning eligibility criteria will be developed during the design and construction phases.



Structure Inventory: Data on study area structures were collected in 2012 via visual assessment.

Imagery: Louisiana NAIP Imagery 2013



Southwest Coastal NED Plan

180




PROJECT STRUCTURES

- RESIDENTIAL
- NON-RESIDENTIAL
- WAREHOUSE

Structures identified as preliminarily eligible require additional on-site assessment and must meet certain criteria in order to participate in the nonstructural project. More information about the general nonstructural process can be found in Appendix L. Additional details concerning eligibility criteria will be developed during the design and construction phases.

193



Structure Inventory: Data on study area structures were collected in 2012 via visual assessment.

Imagery: Louisiana NAIP Imagery 2013



Southwest Coastal NED Plan




186

PROJECT STRUCTURES

- RESIDENTIAL
- NON-RESIDENTIAL
- WAREHOUSE

Structures identified as preliminarily eligible require additional on-site assessment and must meet certain criteria in order to participate in the nonstructural project. More information about the general nonstructural process can be found in Appendix L. Additional details concerning eligibility criteria will be developed during the design and construction phases.

195



Structure Inventory: Data on study area structures were collected in 2012 via visual assessment.

Imagery: Louisiana NAIP Imagery 2013



Southwest Coastal NED Plan

185




PROJECT STRUCTURES

- RESIDENTIAL
- NON-RESIDENTIAL
- WAREHOUSE

Structures identified as preliminarily eligible require additional on-site assessment and must meet certain criteria in order to participate in the nonstructural project. More information about the general nonstructural process can be found in Appendix L. Additional details concerning eligibility criteria will be developed during the design and construction phases.

196



Structure Inventory: Data on study area structures were collected in 2012 via visual assessment.

Imagery: Louisiana NAIP Imagery 2013



Southwest Coastal NED Plan




188

PROJECT STRUCTURES

- RESIDENTIAL
- NON-RESIDENTIAL
- WAREHOUSE

Structures identified as preliminarily eligible require additional on-site assessment and must meet certain criteria in order to participate in the nonstructural project. More information about the general nonstructural process can be found in Appendix L. Additional details concerning eligibility criteria will be developed during the design and construction phases.

64



Structure Inventory: Data on study area structures were collected in 2012 via visual assessment.

Imagery: Louisiana NAIP Imagery 2013



Southwest Coastal NED Plan



187

PROJECT STRUCTURES

- RESIDENTIAL
- NON-RESIDENTIAL
- WAREHOUSE

Structures identified as preliminarily eligible require additional on-site assessment and must meet certain criteria in order to participate in the nonstructural project. More information about the general nonstructural process can be found in Appendix L. Additional details concerning eligibility criteria will be developed during the design and construction phases.

0 350 700 Feet

Structure Inventory: Data on study area structures were collected in 2012 via visual assessment.

Imagery: Louisiana NAIP Imagery 2013



Southwest Coastal NED Plan




PROJECT STRUCTURES

- RESIDENTIAL
- NON-RESIDENTIAL
- WAREHOUSE

Structures identified as preliminarily eligible require additional on-site assessment and must meet certain criteria in order to participate in the nonstructural project. More information about the general nonstructural process can be found in Appendix L. Additional details concerning eligibility criteria will be developed during the design and construction phases.

67



Structure Inventory: Data on study area structures were collected in 2012 via visual assessment.

Imagery: Louisiana NAIP Imagery 2013



Southwest Coastal NED Plan




191

PROJECT STRUCTURES

- RESIDENTIAL
- NON-RESIDENTIAL
- WAREHOUSE

Structures identified as preliminarily eligible require additional on-site assessment and must meet certain criteria in order to participate in the nonstructural project. More information about the general nonstructural process can be found in Appendix L. Additional details concerning eligibility criteria will be developed during the design and construction phases.



Structure Inventory: Data on study area structures were collected in 2012 via visual assessment.

Imagery: Louisiana NAIP Imagery 2013



Southwest Coastal NED Plan


190



PROJECT STRUCTURES

- RESIDENTIAL
- NON-RESIDENTIAL
- WAREHOUSE

Structures identified as preliminarily eligible require additional on-site assessment and must meet certain criteria in order to participate in the nonstructural project. More information about the general nonstructural process can be found in Appendix L. Additional details concerning eligibility criteria will be developed during the design and construction phases.



Structure Inventory: Data on study area structures were collected in 2012 via visual assessment.

Imagery: Louisiana NAIP Imagery 2013



Southwest Coastal NED Plan




PROJECT STRUCTURES

- RESIDENTIAL
- NON-RESIDENTIAL
- WAREHOUSE

Structures identified as preliminarily eligible require additional on-site assessment and must meet certain criteria in order to participate in the nonstructural project. More information about the general nonstructural process can be found in Appendix L. Additional details concerning eligibility criteria will be developed during the design and construction phases.

197



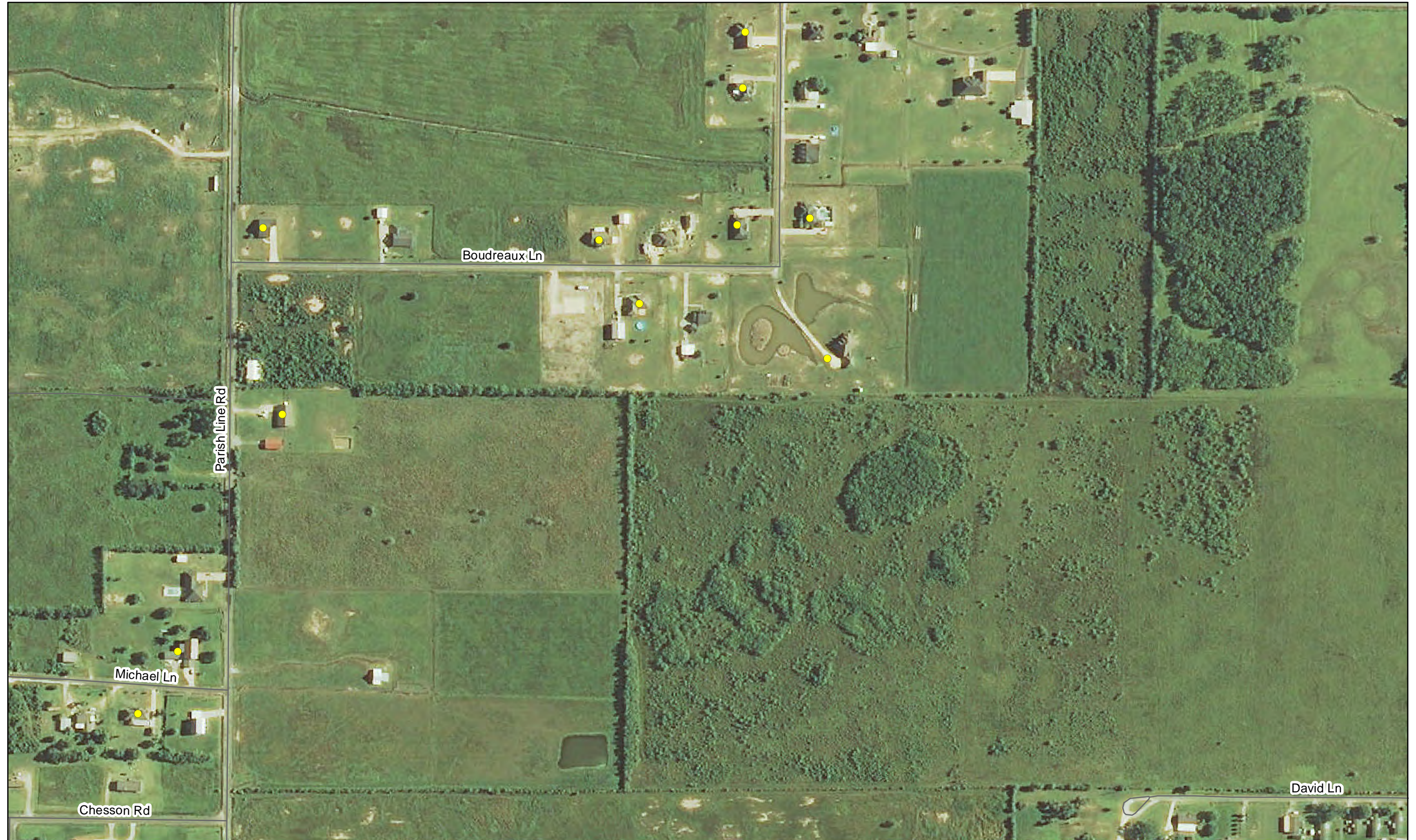
Structure Inventory: Data on study area structures were collected in 2012 via visual assessment.

Imagery: Louisiana NAIP Imagery 2013



Southwest Coastal NED Plan

184



192


194

198

PROJECT STRUCTURES

- RESIDENTIAL
- NON-RESIDENTIAL
- WAREHOUSE

Structures identified as preliminarily eligible require additional on-site assessment and must meet certain criteria in order to participate in the nonstructural project. More information about the general nonstructural process can be found in Appendix L. Additional details concerning eligibility criteria will be developed during the design and construction phases.




Structure Inventory: Data on study area structures were collected in 2012 via visual assessment.

Imagery: Louisiana NAIP Imagery 2013



Southwest Coastal NED Plan



193


195

PROJECT STRUCTURES

- RESIDENTIAL
- NON-RESIDENTIAL
- WAREHOUSE

Structures identified as preliminarily eligible require additional on-site assessment and must meet certain criteria in order to participate in the nonstructural project. More information about the general nonstructural process can be found in Appendix L. Additional details concerning eligibility criteria will be developed during the design and construction phases.

199



Structure Inventory: Data on study area structures were collected in 2012 via visual assessment.

Imagery: Louisiana NAIP Imagery 2013



Southwest Coastal NED Plan

185



194


196

PROJECT STRUCTURES

- RESIDENTIAL
- NON-RESIDENTIAL
- WAREHOUSE

Structures identified as preliminarily eligible require additional on-site assessment and must meet certain criteria in order to participate in the nonstructural project. More information about the general nonstructural process can be found in Appendix L. Additional details concerning eligibility criteria will be developed during the design and construction phases.

200



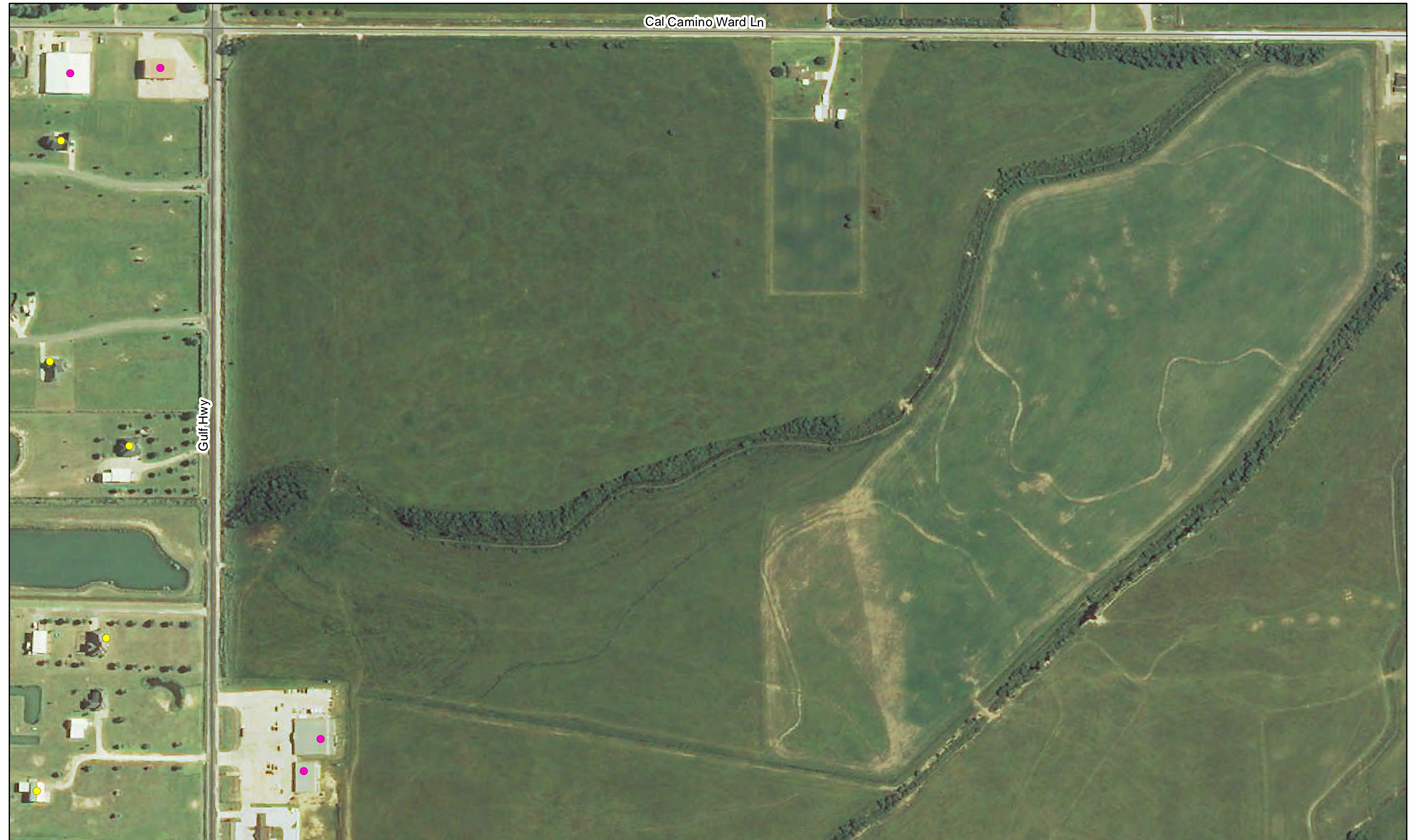
Structure Inventory: Data on study area structures were collected in 2012 via visual assessment.

Imagery: Louisiana NAIP Imagery 2013



Southwest Coastal NED Plan

186




195

PROJECT STRUCTURES

- RESIDENTIAL
- NON-RESIDENTIAL
- WAREHOUSE

Structures identified as preliminarily eligible require additional on-site assessment and must meet certain criteria in order to participate in the nonstructural project. More information about the general nonstructural process can be found in Appendix L. Additional details concerning eligibility criteria will be developed during the design and construction phases.

201



Structure Inventory: Data on study area structures were collected in 2012 via visual assessment.

Imagery: Louisiana NAIP Imagery 2013



Southwest Coastal NED Plan

192




198

PROJECT STRUCTURES

- RESIDENTIAL
- NON-RESIDENTIAL
- WAREHOUSE

Structures identified as preliminarily eligible require additional on-site assessment and must meet certain criteria in order to participate in the nonstructural project. More information about the general nonstructural process can be found in Appendix L. Additional details concerning eligibility criteria will be developed during the design and construction phases.

205




Structure Inventory: Data on study area structures were collected in 2012 via visual assessment.

Imagery: Louisiana NAIP Imagery 2013



Southwest Coastal NED Plan

193




197

199

PROJECT STRUCTURES

- RESIDENTIAL
- NON-RESIDENTIAL
- WAREHOUSE

Structures identified as preliminarily eligible require additional on-site assessment and must meet certain criteria in order to participate in the nonstructural project. More information about the general nonstructural process can be found in Appendix L. Additional details concerning eligibility criteria will be developed during the design and construction phases.



Structure Inventory: Data on study area structures were collected in 2012 via visual assessment.

Imagery: Louisiana NAIP Imagery 2013



Southwest Coastal NED Plan

194



198

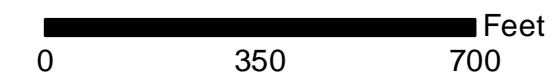
200

206

PROJECT STRUCTURES

- RESIDENTIAL
- NON-RESIDENTIAL
- WAREHOUSE

Structures identified as preliminarily eligible require additional on-site assessment and must meet certain criteria in order to participate in the nonstructural project. More information about the general nonstructural process can be found in Appendix L. Additional details concerning eligibility criteria will be developed during the design and construction phases.



Structure Inventory: Data on study area structures were collected in 2012 via visual assessment.

Imagery: Louisiana NAIP Imagery 2013



Southwest Coastal NED Plan

195



199


201

207

PROJECT STRUCTURES

- RESIDENTIAL
- NON-RESIDENTIAL
- WAREHOUSE

Structures identified as preliminarily eligible require additional on-site assessment and must meet certain criteria in order to participate in the nonstructural project. More information about the general nonstructural process can be found in Appendix L. Additional details concerning eligibility criteria will be developed during the design and construction phases.



Structure Inventory: Data on study area structures were collected in 2012 via visual assessment.

Imagery: Louisiana NAIP Imagery 2013

Page 200 of 568

