

Southwest Coastal NED Plan



PROJECT STRUCTURES

- RESIDENTIAL
- NON-RESIDENTIAL
- WAREHOUSE

Structures identified as preliminarily eligible require additional on-site assessment and must meet certain criteria in order to participate in the nonstructural project. More information about the general nonstructural process can be found in Appendix L. Additional details concerning eligibility criteria will be developed during the design and construction phases.

3

0 350 700 Feet

Structure Inventory: Data on study area structures were collected in 2012 via visual assessment.

Imagery: Louisiana NAIP Imagery 2013



Southwest Coastal NED Plan




PROJECT STRUCTURES

- RESIDENTIAL
- NON-RESIDENTIAL
- WAREHOUSE

Structures identified as preliminarily eligible require additional on-site assessment and must meet certain criteria in order to participate in the nonstructural project. More information about the general nonstructural process can be found in Appendix L. Additional details concerning eligibility criteria will be developed during the design and construction phases.

5



Structure Inventory: Data on study area structures were collected in 2012 via visual assessment.

Imagery: Louisiana NAIP Imagery 2013



Southwest Coastal NED Plan

1



2

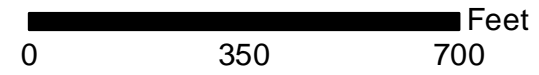
4

PROJECT STRUCTURES

- RESIDENTIAL
- NON-RESIDENTIAL
- WAREHOUSE

Structures identified as preliminarily eligible require additional on-site assessment and must meet certain criteria in order to participate in the nonstructural project. More information about the general nonstructural process can be found in Appendix L. Additional details concerning eligibility criteria will be developed during the design and construction phases.

6

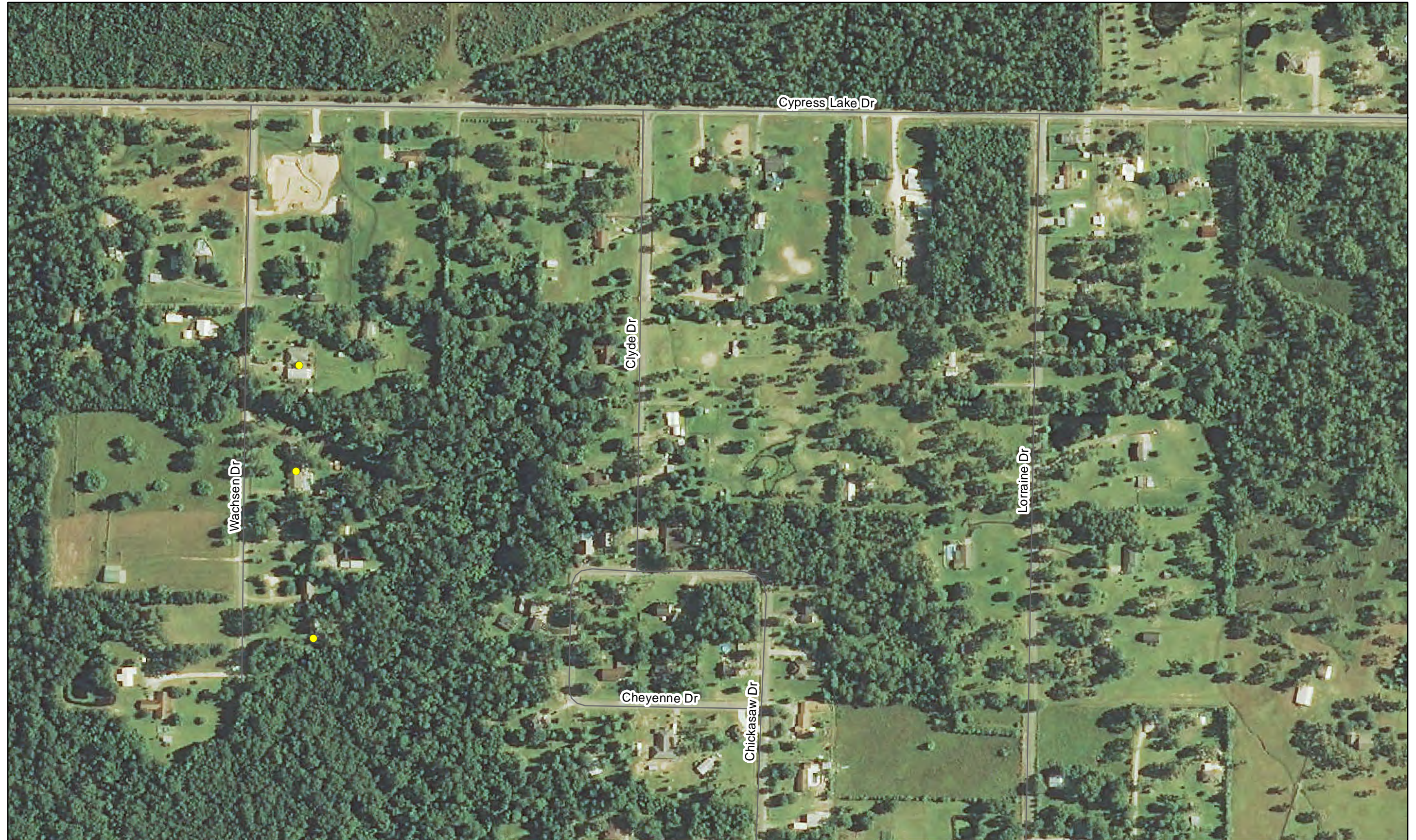


Structure Inventory: Data on study area structures were collected in 2012 via visual assessment.

Imagery: Louisiana NAIP Imagery 2013



Southwest Coastal NED Plan




3

PROJECT STRUCTURES

- RESIDENTIAL
- NON-RESIDENTIAL
- WAREHOUSE

Structures identified as preliminarily eligible require additional on-site assessment and must meet certain criteria in order to participate in the nonstructural project. More information about the general nonstructural process can be found in Appendix L. Additional details concerning eligibility criteria will be developed during the design and construction phases.



Structure Inventory: Data on study area structures were collected in 2012 via visual assessment.

Imagery: Louisiana NAIP Imagery 2013



Southwest Coastal NED Plan

2



6

PROJECT STRUCTURES

- RESIDENTIAL
- NON-RESIDENTIAL
- WAREHOUSE

Structures identified as preliminarily eligible require additional on-site assessment and must meet certain criteria in order to participate in the nonstructural project. More information about the general nonstructural process can be found in Appendix L. Additional details concerning eligibility criteria will be developed during the design and construction phases.

0 350 700 Feet

Structure Inventory: Data on study area structures were collected in 2012 via visual assessment.

Imagery: Louisiana NAIP Imagery 2013



Southwest Coastal NED Plan

3




5

PROJECT STRUCTURES

- RESIDENTIAL
- NON-RESIDENTIAL
- WAREHOUSE

Structures identified as preliminarily eligible require additional on-site assessment and must meet certain criteria in order to participate in the nonstructural project. More information about the general nonstructural process can be found in Appendix L. Additional details concerning eligibility criteria will be developed during the design and construction phases.

8



Structure Inventory: Data on study area structures were collected in 2012 via visual assessment.

Imagery: Louisiana NAIP Imagery 2013



Southwest Coastal NED Plan




PROJECT STRUCTURES

- RESIDENTIAL
- NON-RESIDENTIAL
- WAREHOUSE

Structures identified as preliminarily eligible require additional on-site assessment and must meet certain criteria in order to participate in the nonstructural project. More information about the general nonstructural process can be found in Appendix L. Additional details concerning eligibility criteria will be developed during the design and construction phases.

9



Structure Inventory: Data on study area structures were collected in 2012 via visual assessment.

Imagery: Louisiana NAIP Imagery 2013



Southwest Coastal NED Plan

6




PROJECT STRUCTURES

- RESIDENTIAL
- NON-RESIDENTIAL
- WAREHOUSE

Structures identified as preliminarily eligible require additional on-site assessment and must meet certain criteria in order to participate in the nonstructural project. More information about the general nonstructural process can be found in Appendix L. Additional details concerning eligibility criteria will be developed during the design and construction phases.

11



Structure Inventory: Data on study area structures were collected in 2012 via visual assessment.

Imagery: Louisiana NAIP Imagery 2013



Southwest Coastal NED Plan

7




PROJECT STRUCTURES

- RESIDENTIAL
- NON-RESIDENTIAL
- WAREHOUSE

Structures identified as preliminarily eligible require additional on-site assessment and must meet certain criteria in order to participate in the nonstructural project. More information about the general nonstructural process can be found in Appendix L. Additional details concerning eligibility criteria will be developed during the design and construction phases.

12



Structure Inventory: Data on study area structures were collected in 2012 via visual assessment.

Imagery: Louisiana NAIP Imagery 2013



Southwest Coastal NED Plan




PROJECT STRUCTURES

- RESIDENTIAL
- NON-RESIDENTIAL
- WAREHOUSE

Structures identified as preliminarily eligible require additional on-site assessment and must meet certain criteria in order to participate in the nonstructural project. More information about the general nonstructural process can be found in Appendix L. Additional details concerning eligibility criteria will be developed during the design and construction phases.

14



Structure Inventory: Data on study area structures were collected in 2012 via visual assessment.

Imagery: Louisiana NAIP Imagery 2013



Southwest Coastal NED Plan


8



PROJECT STRUCTURES

- RESIDENTIAL
- NON-RESIDENTIAL
- WAREHOUSE

Structures identified as preliminarily eligible require additional on-site assessment and must meet certain criteria in order to participate in the nonstructural project. More information about the general nonstructural process can be found in Appendix L. Additional details concerning eligibility criteria will be developed during the design and construction phases.



Structure Inventory: Data on study area structures were collected in 2012 via visual assessment.

Imagery: Louisiana NAIP Imagery 2013



Southwest Coastal NED Plan




13

PROJECT STRUCTURES

- RESIDENTIAL
- NON-RESIDENTIAL
- WAREHOUSE

Structures identified as preliminarily eligible require additional on-site assessment and must meet certain criteria in order to participate in the nonstructural project. More information about the general nonstructural process can be found in Appendix L. Additional details concerning eligibility criteria will be developed during the design and construction phases.

17




Structure Inventory: Data on study area structures were collected in 2012 via visual assessment.

Imagery: Louisiana NAIP Imagery 2013



Southwest Coastal NED Plan




12

PROJECT STRUCTURES

- RESIDENTIAL
- NON-RESIDENTIAL
- WAREHOUSE

Structures identified as preliminarily eligible require additional on-site assessment and must meet certain criteria in order to participate in the nonstructural project. More information about the general nonstructural process can be found in Appendix L. Additional details concerning eligibility criteria will be developed during the design and construction phases.

18



Structure Inventory: Data on study area structures were collected in 2012 via visual assessment.

Imagery: Louisiana NAIP Imagery 2013



Southwest Coastal NED Plan

10



PROJECT STRUCTURES

- RESIDENTIAL
- NON-RESIDENTIAL
- WAREHOUSE

Structures identified as preliminarily eligible require additional on-site assessment and must meet certain criteria in order to participate in the nonstructural project. More information about the general nonstructural process can be found in Appendix L. Additional details concerning eligibility criteria will be developed during the design and construction phases.

0 350 700 Feet

Structure Inventory: Data on study area structures were collected in 2012 via visual assessment.

Imagery: Louisiana NAIP Imagery 2013



Southwest Coastal NED Plan




14

PROJECT STRUCTURES

- RESIDENTIAL
- NON-RESIDENTIAL
- WAREHOUSE

Structures identified as preliminarily eligible require additional on-site assessment and must meet certain criteria in order to participate in the nonstructural project. More information about the general nonstructural process can be found in Appendix L. Additional details concerning eligibility criteria will be developed during the design and construction phases.

22



Structure Inventory: Data on study area structures were collected in 2012 via visual assessment.

Imagery: Louisiana NAIP Imagery 2013



Southwest Coastal NED Plan




PROJECT STRUCTURES

- RESIDENTIAL
- NON-RESIDENTIAL
- WAREHOUSE

Structures identified as preliminarily eligible require additional on-site assessment and must meet certain criteria in order to participate in the nonstructural project. More information about the general nonstructural process can be found in Appendix L. Additional details concerning eligibility criteria will be developed during the design and construction phases.

49



Structure Inventory: Data on study area structures were collected in 2012 via visual assessment.

Imagery: Louisiana NAIP Imagery 2013



Southwest Coastal NED Plan

12




18

PROJECT STRUCTURES

- RESIDENTIAL
- NON-RESIDENTIAL
- WAREHOUSE

Structures identified as preliminarily eligible require additional on-site assessment and must meet certain criteria in order to participate in the nonstructural project. More information about the general nonstructural process can be found in Appendix L. Additional details concerning eligibility criteria will be developed during the design and construction phases.

51



Structure Inventory: Data on study area structures were collected in 2012 via visual assessment.

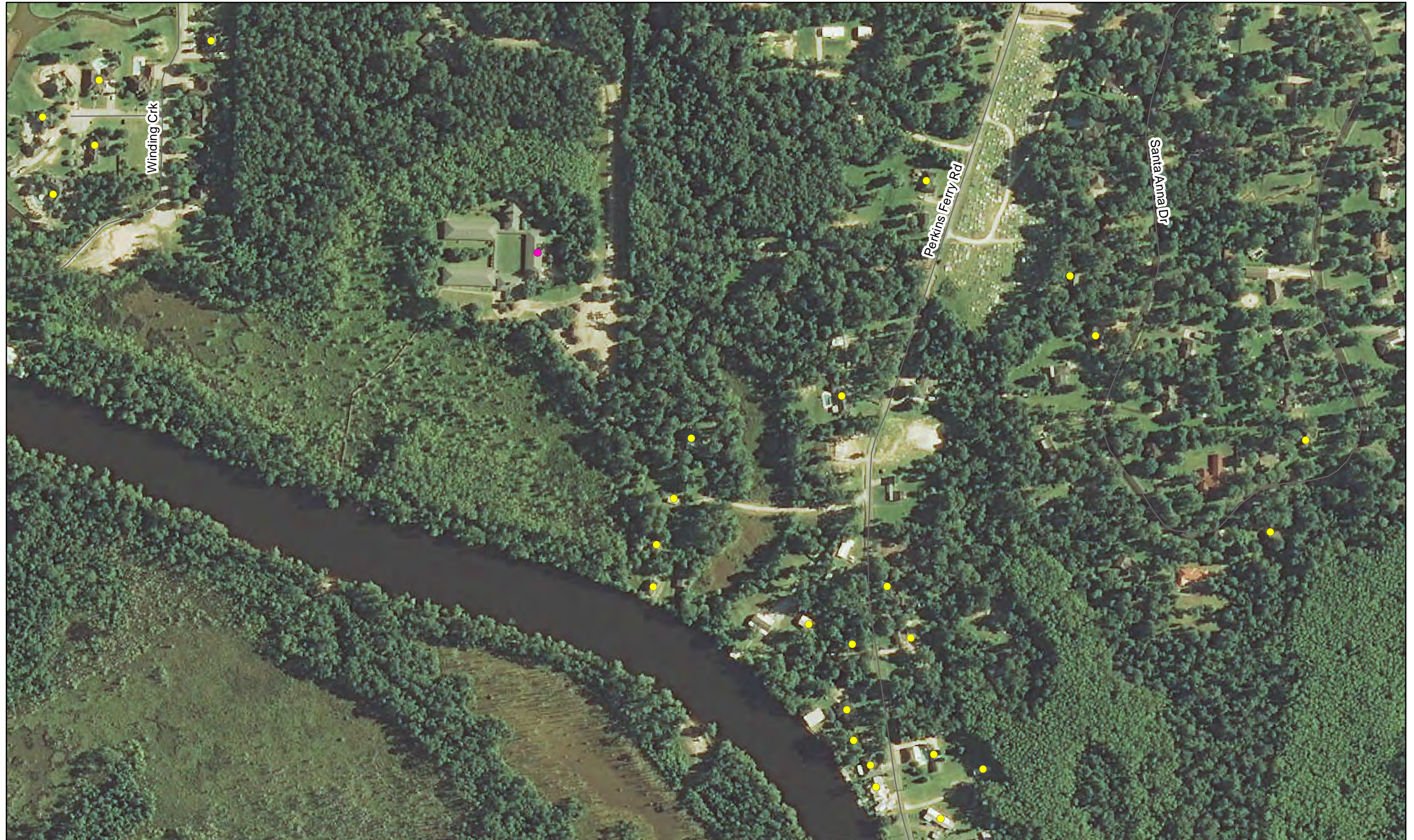
Imagery: Louisiana NAIP Imagery 2013

Page 17 of 568



Southwest Coastal NED Plan

13



17


19

PROJECT STRUCTURES

- RESIDENTIAL
- NON-RESIDENTIAL
- WAREHOUSE

Structures identified as preliminarily eligible require additional on-site assessment and must meet certain criteria in order to participate in the nonstructural project. More information about the general nonstructural process can be found in Appendix L. Additional details concerning eligibility criteria will be developed during the design and construction phases.

52




Structure Inventory: Data on study area structures were collected in 2012 via visual assessment.

Imagery: Louisiana NAIP Imagery 2013

Page 18 of 568



Southwest Coastal NED Plan




18

20

PROJECT STRUCTURES	
●	RESIDENTIAL
●	NON-RESIDENTIAL
●	WAREHOUSE

Structures identified as preliminarily eligible require additional on-site assessment and must meet certain criteria in order to participate in the nonstructural project. More information about the general nonstructural process can be found in Appendix L. Additional details concerning eligibility criteria will be developed during the design and construction phases.



Structure Inventory: Data on study area structures were collected in 2012 via visual assessment.

Imagery: Louisiana NAIP Imagery 2013



Southwest Coastal NED Plan



19


21

PROJECT STRUCTURES

- RESIDENTIAL
- NON-RESIDENTIAL
- WAREHOUSE

Structures identified as preliminarily eligible require additional on-site assessment and must meet certain criteria in order to participate in the nonstructural project. More information about the general nonstructural process can be found in Appendix L. Additional details concerning eligibility criteria will be developed during the design and construction phases.

53



Structure Inventory: Data on study area structures were collected in 2012 via visual assessment.

Imagery: Louisiana NAIP Imagery 2013



Southwest Coastal NED Plan




20

PROJECT STRUCTURES

- RESIDENTIAL
- NON-RESIDENTIAL
- WAREHOUSE

Structures identified as preliminarily eligible require additional on-site assessment and must meet certain criteria in order to participate in the nonstructural project. More information about the general nonstructural process can be found in Appendix L. Additional details concerning eligibility criteria will be developed during the design and construction phases.



Structure Inventory: Data on study area structures were collected in 2012 via visual assessment.

Imagery: Louisiana NAIP Imagery 2013



Southwest Coastal NED Plan

15



PROJECT STRUCTURES

- RESIDENTIAL
- NON-RESIDENTIAL
- WAREHOUSE

Structures identified as preliminarily eligible require additional on-site assessment and must meet certain criteria in order to participate in the nonstructural project. More information about the general nonstructural process can be found in Appendix L. Additional details concerning eligibility criteria will be developed during the design and construction phases.

0 350 700 Feet

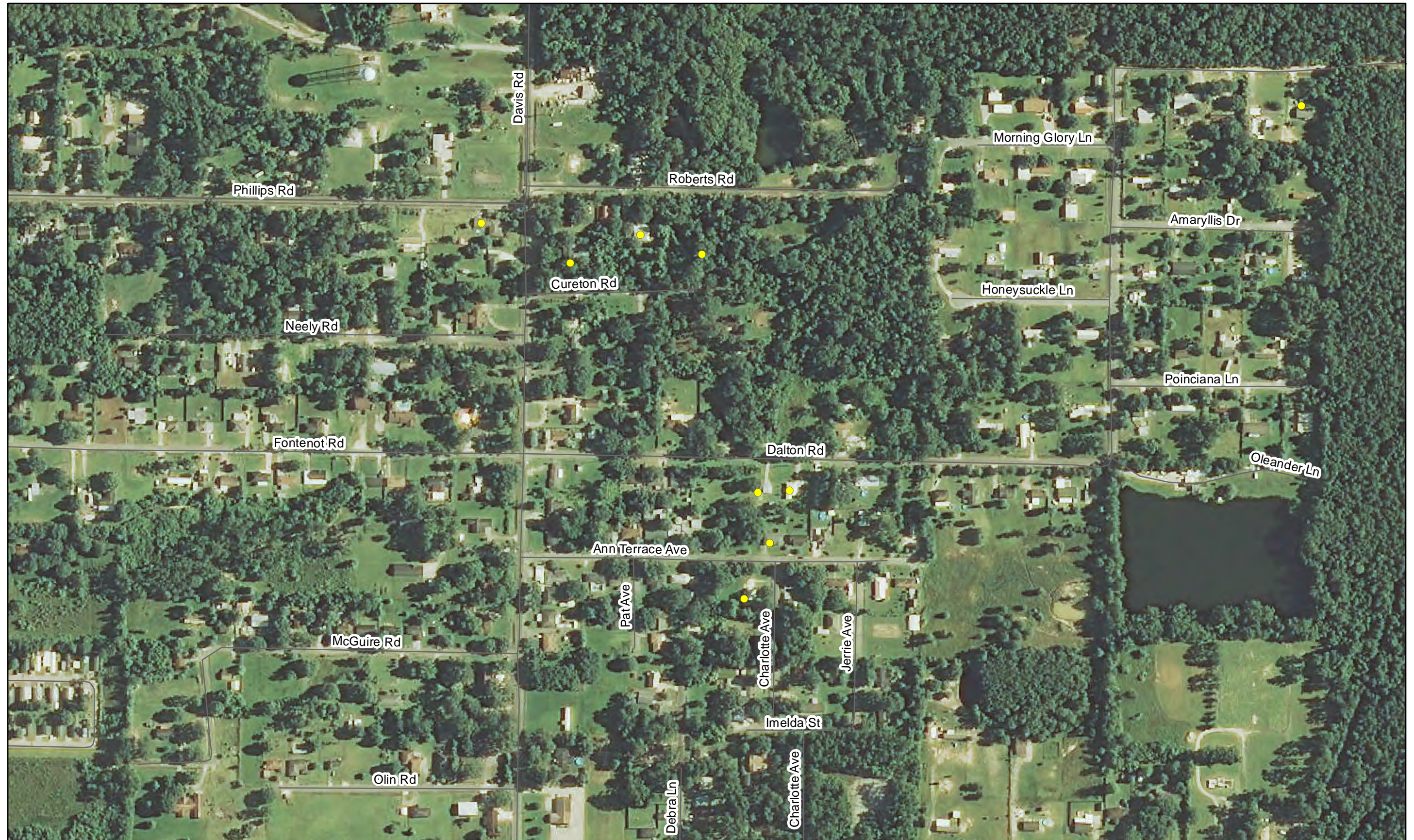
Structure Inventory: Data on study area structures were collected in 2012 via visual assessment.

Imagery: Louisiana NAIP Imagery 2013



Southwest Coastal NED Plan

51




24

PROJECT STRUCTURES

- RESIDENTIAL
- NON-RESIDENTIAL
- WAREHOUSE

Structures identified as preliminarily eligible require additional on-site assessment and must meet certain criteria in order to participate in the nonstructural project. More information about the general nonstructural process can be found in Appendix L. Additional details concerning eligibility criteria will be developed during the design and construction phases.

26



Structure Inventory: Data on study area structures were collected in 2012 via visual assessment.

Imagery: Louisiana NAIP Imagery 2013



Southwest Coastal NED Plan

52



23

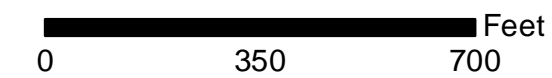
25

27

PROJECT STRUCTURES

- RESIDENTIAL
- NON-RESIDENTIAL
- WAREHOUSE

Structures identified as preliminarily eligible require additional on-site assessment and must meet certain criteria in order to participate in the nonstructural project. More information about the general nonstructural process can be found in Appendix L. Additional details concerning eligibility criteria will be developed during the design and construction phases.



Structure Inventory: Data on study area structures were collected in 2012 via visual assessment.

Imagery: Louisiana NAIP Imagery 2013



Southwest Coastal NED Plan




24

PROJECT STRUCTURES

- RESIDENTIAL
- NON-RESIDENTIAL
- WAREHOUSE

Structures identified as preliminarily eligible require additional on-site assessment and must meet certain criteria in order to participate in the nonstructural project. More information about the general nonstructural process can be found in Appendix L. Additional details concerning eligibility criteria will be developed during the design and construction phases.

28



Structure Inventory: Data on study area structures were collected in 2012 via visual assessment.

Imagery: Louisiana NAIP Imagery 2013




Southwest Coastal NED Plan



PROJECT STRUCTURES

- RESIDENTIAL
- NON-RESIDENTIAL
- WAREHOUSE

Structures identified as preliminarily eligible require additional on-site assessment and must meet certain criteria in order to participate in the nonstructural project. More information about the general nonstructural process can be found in Appendix L. Additional details concerning eligibility criteria will be developed during the design and construction phases.



Structure Inventory: Data on study area structures were collected in 2012 via visual assessment.

Imagery: Louisiana NAIP Imagery 2013



Southwest Coastal NED Plan

24




26

28

PROJECT STRUCTURES

- RESIDENTIAL
- NON-RESIDENTIAL
- WAREHOUSE

Structures identified as preliminarily eligible require additional on-site assessment and must meet certain criteria in order to participate in the nonstructural project. More information about the general nonstructural process can be found in Appendix L. Additional details concerning eligibility criteria will be developed during the design and construction phases.



Structure Inventory: Data on study area structures were collected in 2012 via visual assessment.

Imagery: Louisiana NAIP Imagery 2013



Southwest Coastal NED Plan

25

27




PROJECT STRUCTURES

- RESIDENTIAL
- NON-RESIDENTIAL
- WAREHOUSE

Structures identified as preliminarily eligible require additional on-site assessment and must meet certain criteria in order to participate in the nonstructural project. More information about the general nonstructural process can be found in Appendix L. Additional details concerning eligibility criteria will be developed during the design and construction phases.

30



Structure Inventory: Data on study area structures were collected in 2012 via visual assessment.

Imagery: Louisiana NAIP Imagery 2013



Southwest Coastal NED Plan




PROJECT STRUCTURES

- RESIDENTIAL
- NON-RESIDENTIAL
- WAREHOUSE

Structures identified as preliminarily eligible require additional on-site assessment and must meet certain criteria in order to participate in the nonstructural project. More information about the general nonstructural process can be found in Appendix L. Additional details concerning eligibility criteria will be developed during the design and construction phases.

31



Structure Inventory: Data on study area structures were collected in 2012 via visual assessment.

Imagery: Louisiana NAIP Imagery 2013



Southwest Coastal NED Plan

28



PROJECT STRUCTURES

- RESIDENTIAL
- NON-RESIDENTIAL
- WAREHOUSE

Structures identified as preliminarily eligible require additional on-site assessment and must meet certain criteria in order to participate in the nonstructural project. More information about the general nonstructural process can be found in Appendix L. Additional details concerning eligibility criteria will be developed during the design and construction phases.

34

0 350 700 Feet

Structure Inventory: Data on study area structures were collected in 2012 via visual assessment.

Imagery: Louisiana NAIP Imagery 2013




Southwest Coastal NED Plan



PROJECT STRUCTURES

- RESIDENTIAL
- NON-RESIDENTIAL
- WAREHOUSE

Structures identified as preliminarily eligible require additional on-site assessment and must meet certain criteria in order to participate in the nonstructural project. More information about the general nonstructural process can be found in Appendix L. Additional details concerning eligibility criteria will be developed during the design and construction phases.



Structure Inventory: Data on study area structures were collected in 2012 via visual assessment.

Imagery: Louisiana NAIP Imagery 2013



Southwest Coastal NED Plan




33

PROJECT STRUCTURES

- RESIDENTIAL
- NON-RESIDENTIAL
- WAREHOUSE

Structures identified as preliminarily eligible require additional on-site assessment and must meet certain criteria in order to participate in the nonstructural project. More information about the general nonstructural process can be found in Appendix L. Additional details concerning eligibility criteria will be developed during the design and construction phases.

35



Structure Inventory: Data on study area structures were collected in 2012 via visual assessment.

Imagery: Louisiana NAIP Imagery 2013



Southwest Coastal NED Plan




PROJECT STRUCTURES

- RESIDENTIAL
- NON-RESIDENTIAL
- WAREHOUSE

Structures identified as preliminarily eligible require additional on-site assessment and must meet certain criteria in order to participate in the nonstructural project. More information about the general nonstructural process can be found in Appendix L. Additional details concerning eligibility criteria will be developed during the design and construction phases.

36



Structure Inventory: Data on study area structures were collected in 2012 via visual assessment.

Imagery: Louisiana NAIP Imagery 2013



Southwest Coastal NED Plan


30



PROJECT STRUCTURES

- RESIDENTIAL
- NON-RESIDENTIAL
- WAREHOUSE

Structures identified as preliminarily eligible require additional on-site assessment and must meet certain criteria in order to participate in the nonstructural project. More information about the general nonstructural process can be found in Appendix L. Additional details concerning eligibility criteria will be developed during the design and construction phases.



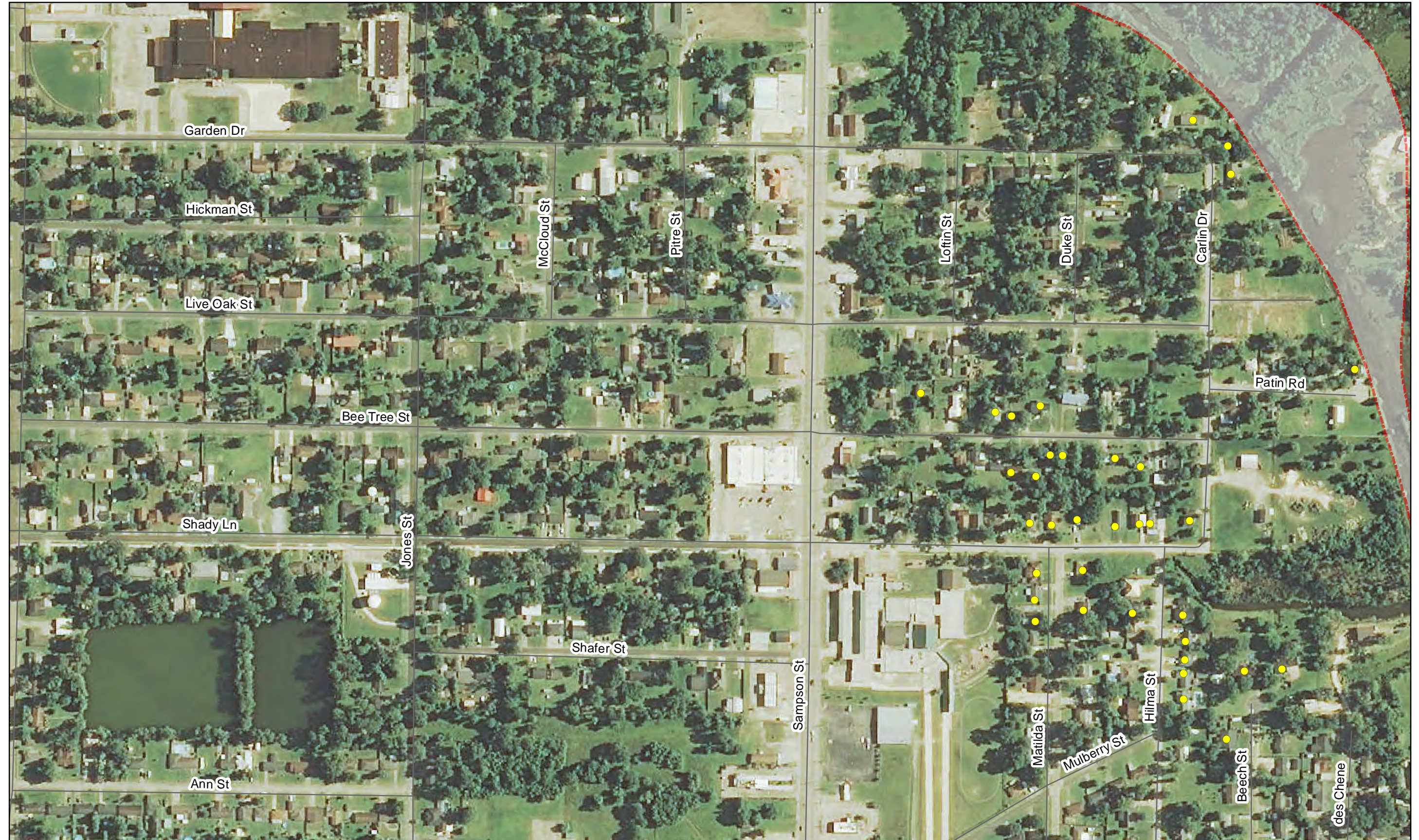
Structure Inventory: Data on study area structures were collected in 2012 via visual assessment.

Imagery: Louisiana NAIP Imagery 2013



Southwest Coastal NED Plan

32




36

PROJECT STRUCTURES

- RESIDENTIAL
- NON-RESIDENTIAL
- WAREHOUSE

Structures identified as preliminarily eligible require additional on-site assessment and must meet certain criteria in order to participate in the nonstructural project. More information about the general nonstructural process can be found in Appendix L. Additional details concerning eligibility criteria will be developed during the design and construction phases.

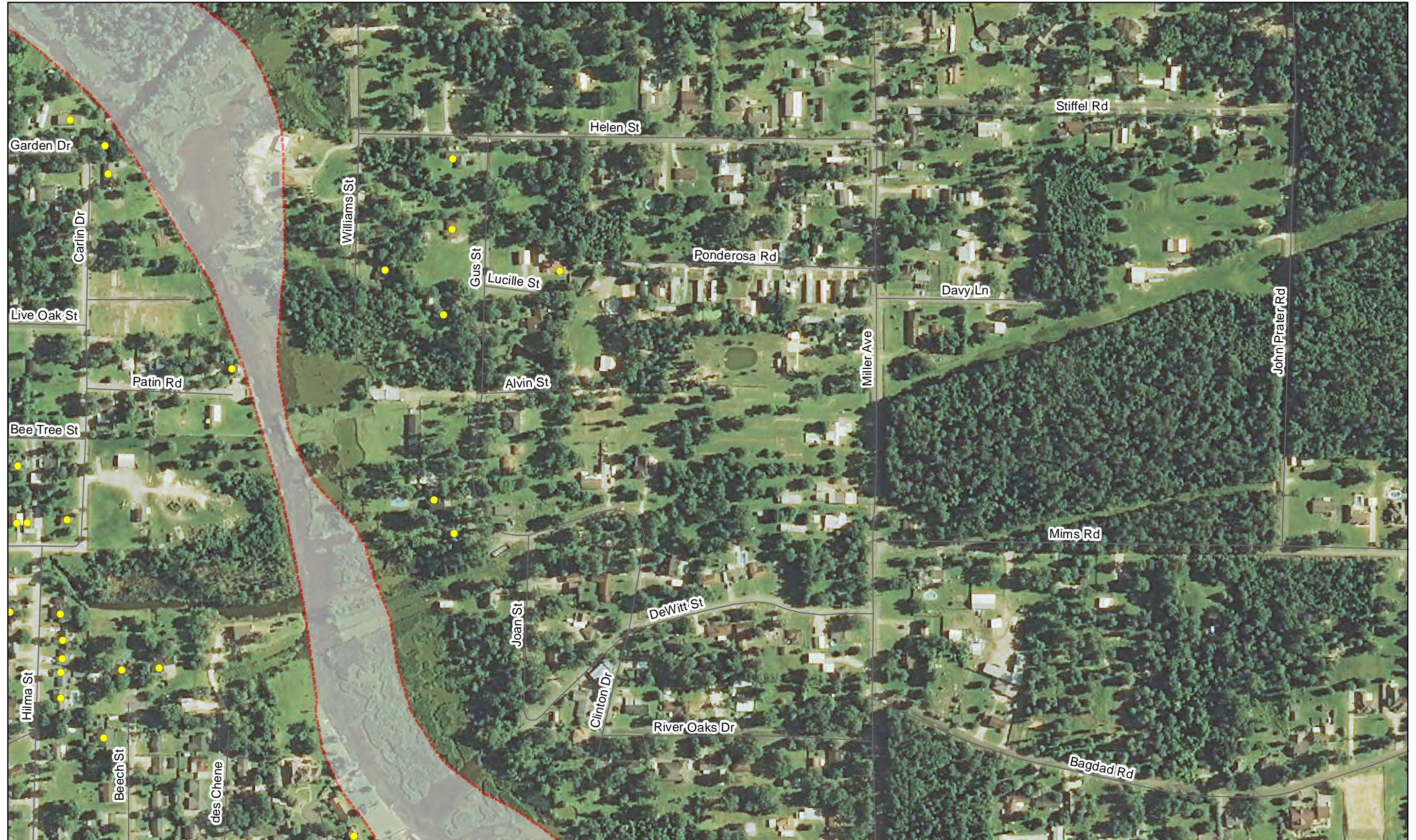


Structure Inventory: Data on study area structures were collected in 2012 via visual assessment.

Imagery: Louisiana NAIP Imagery 2013



Southwest Coastal NED Plan



35


37

39

PROJECT STRUCTURES

- RESIDENTIAL
- NON-RESIDENTIAL
- WAREHOUSE

Structures identified as preliminarily eligible require additional on-site assessment and must meet certain criteria in order to participate in the nonstructural project. More information about the general nonstructural process can be found in Appendix L. Additional details concerning eligibility criteria will be developed during the design and construction phases.



Structure Inventory: Data on study area structures were collected in 2012 via visual assessment.

Imagery: Louisiana NAIP Imagery 2013



Southwest Coastal NED Plan

36




PROJECT STRUCTURES

- RESIDENTIAL
- NON-RESIDENTIAL
- WAREHOUSE

Structures identified as preliminarily eligible require additional on-site assessment and must meet certain criteria in order to participate in the nonstructural project. More information about the general nonstructural process can be found in Appendix L. Additional details concerning eligibility criteria will be developed during the design and construction phases.

40



Structure Inventory: Data on study area structures were collected in 2012 via visual assessment.

Imagery: Louisiana NAIP Imagery 2013



Southwest Coastal NED Plan




PROJECT STRUCTURES

- RESIDENTIAL
- NON-RESIDENTIAL
- WAREHOUSE

Structures identified as preliminarily eligible require additional on-site assessment and must meet certain criteria in order to participate in the nonstructural project. More information about the general nonstructural process can be found in Appendix L. Additional details concerning eligibility criteria will be developed during the design and construction phases.

42



Structure Inventory: Data on study area structures were collected in 2012 via visual assessment.

Imagery: Louisiana NAIP Imagery 2013



Southwest Coastal NED Plan

36




40

PROJECT STRUCTURES

- RESIDENTIAL
- NON-RESIDENTIAL
- WAREHOUSE

Structures identified as preliminarily eligible require additional on-site assessment and must meet certain criteria in order to participate in the nonstructural project. More information about the general nonstructural process can be found in Appendix L. Additional details concerning eligibility criteria will be developed during the design and construction phases.



Structure Inventory: Data on study area structures were collected in 2012 via visual assessment.

Imagery: Louisiana NAIP Imagery 2013



Southwest Coastal NED Plan

37



39


41

43

PROJECT STRUCTURES

- RESIDENTIAL
- NON-RESIDENTIAL
- WAREHOUSE

Structures identified as preliminarily eligible require additional on-site assessment and must meet certain criteria in order to participate in the nonstructural project. More information about the general nonstructural process can be found in Appendix L. Additional details concerning eligibility criteria will be developed during the design and construction phases.



Structure Inventory: Data on study area structures were collected in 2012 via visual assessment.

Imagery: Louisiana NAIP Imagery 2013



Southwest Coastal NED Plan




40

PROJECT STRUCTURES

- RESIDENTIAL
- NON-RESIDENTIAL
- WAREHOUSE

Structures identified as preliminarily eligible require additional on-site assessment and must meet certain criteria in order to participate in the nonstructural project. More information about the general nonstructural process can be found in Appendix L. Additional details concerning eligibility criteria will be developed during the design and construction phases.

44



Structure Inventory: Data on study area structures were collected in 2012 via visual assessment.

Imagery: Louisiana NAIP Imagery 2013




Southwest Coastal NED Plan



PROJECT STRUCTURES

- RESIDENTIAL
- NON-RESIDENTIAL
- WAREHOUSE

Structures identified as preliminarily eligible require additional on-site assessment and must meet certain criteria in order to participate in the nonstructural project. More information about the general nonstructural process can be found in Appendix L. Additional details concerning eligibility criteria will be developed during the design and construction phases.



Structure Inventory: Data on study area structures were collected in 2012 via visual assessment.

Imagery: Louisiana NAIP Imagery 2013



Southwest Coastal NED Plan

40




44

PROJECT STRUCTURES

- RESIDENTIAL
- NON-RESIDENTIAL
- WAREHOUSE

Structures identified as preliminarily eligible require additional on-site assessment and must meet certain criteria in order to participate in the nonstructural project. More information about the general nonstructural process can be found in Appendix L. Additional details concerning eligibility criteria will be developed during the design and construction phases.

47



Structure Inventory: Data on study area structures were collected in 2012 via visual assessment.

Imagery: Louisiana NAIP Imagery 2013

Page 43 of 568



Southwest Coastal NED Plan

41




43

PROJECT STRUCTURES

- RESIDENTIAL
- NON-RESIDENTIAL
- WAREHOUSE

Structures identified as preliminarily eligible require additional on-site assessment and must meet certain criteria in order to participate in the nonstructural project. More information about the general nonstructural process can be found in Appendix L. Additional details concerning eligibility criteria will be developed during the design and construction phases.

48



Structure Inventory: Data on study area structures were collected in 2012 via visual assessment.

Imagery: Louisiana NAIP Imagery 2013



Southwest Coastal NED Plan




46

PROJECT STRUCTURES

- RESIDENTIAL
- NON-RESIDENTIAL
- WAREHOUSE

Structures identified as preliminarily eligible require additional on-site assessment and must meet certain criteria in order to participate in the nonstructural project. More information about the general nonstructural process can be found in Appendix L. Additional details concerning eligibility criteria will be developed during the design and construction phases.



Structure Inventory: Data on study area structures were collected in 2012 via visual assessment.

Imagery: Louisiana NAIP Imagery 2013



Southwest Coastal NED Plan




45

47

PROJECT STRUCTURES

- RESIDENTIAL
- NON-RESIDENTIAL
- WAREHOUSE

Structures identified as preliminarily eligible require additional on-site assessment and must meet certain criteria in order to participate in the nonstructural project. More information about the general nonstructural process can be found in Appendix L. Additional details concerning eligibility criteria will be developed during the design and construction phases.



Structure Inventory: Data on study area structures were collected in 2012 via visual assessment.

Imagery: Louisiana NAIP Imagery 2013



Southwest Coastal NED Plan

43



46


48

PROJECT STRUCTURES

- RESIDENTIAL
- NON-RESIDENTIAL
- WAREHOUSE

Structures identified as preliminarily eligible require additional on-site assessment and must meet certain criteria in order to participate in the nonstructural project. More information about the general nonstructural process can be found in Appendix L. Additional details concerning eligibility criteria will be developed during the design and construction phases.

70



Structure Inventory: Data on study area structures were collected in 2012 via visual assessment.

Imagery: Louisiana NAIP Imagery 2013



Southwest Coastal NED Plan

44




47

PROJECT STRUCTURES

- RESIDENTIAL
- NON-RESIDENTIAL
- WAREHOUSE

Structures identified as preliminarily eligible require additional on-site assessment and must meet certain criteria in order to participate in the nonstructural project. More information about the general nonstructural process can be found in Appendix L. Additional details concerning eligibility criteria will be developed during the design and construction phases.

71



Structure Inventory: Data on study area structures were collected in 2012 via visual assessment.

Imagery: Louisiana NAIP Imagery 2013



Southwest Coastal NED Plan

16




50

PROJECT STRUCTURES

- RESIDENTIAL
- NON-RESIDENTIAL
- WAREHOUSE

Structures identified as preliminarily eligible require additional on-site assessment and must meet certain criteria in order to participate in the nonstructural project. More information about the general nonstructural process can be found in Appendix L. Additional details concerning eligibility criteria will be developed during the design and construction phases.



Structure Inventory: Data on study area structures were collected in 2012 via visual assessment.

Imagery: Louisiana NAIP Imagery 2013



Southwest Coastal NED Plan

49




51

PROJECT STRUCTURES

- RESIDENTIAL
- NON-RESIDENTIAL
- WAREHOUSE

Structures identified as preliminarily eligible require additional on-site assessment and must meet certain criteria in order to participate in the nonstructural project. More information about the general nonstructural process can be found in Appendix L. Additional details concerning eligibility criteria will be developed during the design and construction phases.



Structure Inventory: Data on study area structures were collected in 2012 via visual assessment.

Imagery: Louisiana NAIP Imagery 2013



Southwest Coastal NED Plan

17



50


52

PROJECT STRUCTURES

- RESIDENTIAL
- NON-RESIDENTIAL
- WAREHOUSE

Structures identified as preliminarily eligible require additional on-site assessment and must meet certain criteria in order to participate in the nonstructural project. More information about the general nonstructural process can be found in Appendix L. Additional details concerning eligibility criteria will be developed during the design and construction phases.

23



Structure Inventory: Data on study area structures were collected in 2012 via visual assessment.

Imagery: Louisiana NAIP Imagery 2013



Southwest Coastal NED Plan

18



51

PROJECT STRUCTURES

- RESIDENTIAL
- NON-RESIDENTIAL
- WAREHOUSE

Structures identified as preliminarily eligible require additional on-site assessment and must meet certain criteria in order to participate in the nonstructural project. More information about the general nonstructural process can be found in Appendix L. Additional details concerning eligibility criteria will be developed during the design and construction phases.

24

0 350 700 Feet

Structure Inventory: Data on study area structures were collected in 2012 via visual assessment.

Imagery: Louisiana NAIP Imagery 2013

Page 52 of 568



Southwest Coastal NED Plan


20



PROJECT STRUCTURES

- RESIDENTIAL
- NON-RESIDENTIAL
- WAREHOUSE

Structures identified as preliminarily eligible require additional on-site assessment and must meet certain criteria in order to participate in the nonstructural project. More information about the general nonstructural process can be found in Appendix L. Additional details concerning eligibility criteria will be developed during the design and construction phases.



Structure Inventory: Data on study area structures were collected in 2012 via visual assessment.

Imagery: Louisiana NAIP Imagery 2013



Southwest Coastal NED Plan



PROJECT STRUCTURES

- RESIDENTIAL
- NON-RESIDENTIAL
- WAREHOUSE

Structures identified as preliminarily eligible require additional on-site assessment and must meet certain criteria in order to participate in the nonstructural project. More information about the general nonstructural process can be found in Appendix L. Additional details concerning eligibility criteria will be developed during the design and construction phases.

0 350 700 Feet

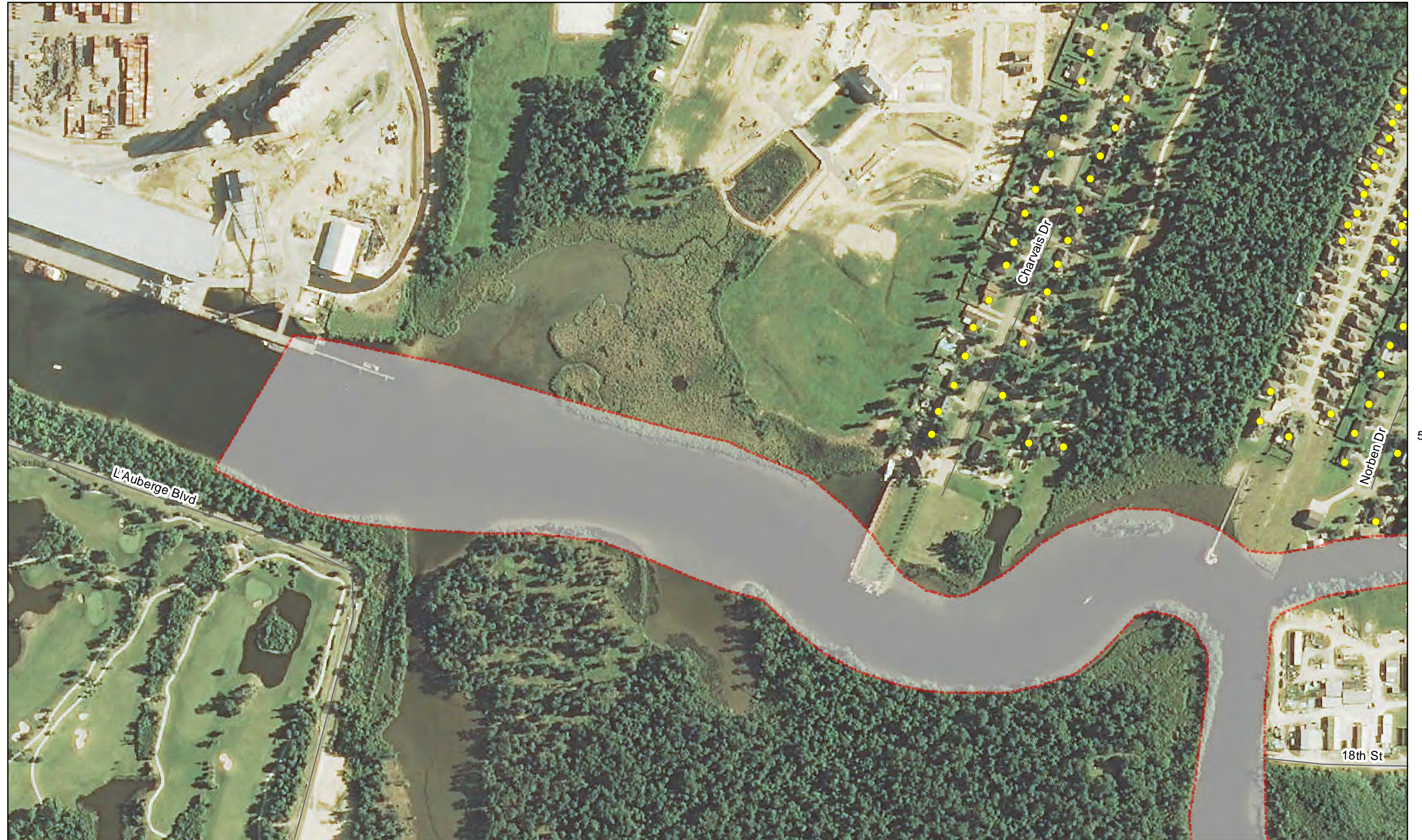
Structure Inventory: Data on study area structures were collected in 2012 via visual assessment.

Imagery: Louisiana NAIP Imagery 2013



Southwest Coastal NED Plan

76




56

PROJECT STRUCTURES

- RESIDENTIAL
- NON-RESIDENTIAL
- WAREHOUSE

Structures identified as preliminarily eligible require additional on-site assessment and must meet certain criteria in order to participate in the nonstructural project. More information about the general nonstructural process can be found in Appendix L. Additional details concerning eligibility criteria will be developed during the design and construction phases.



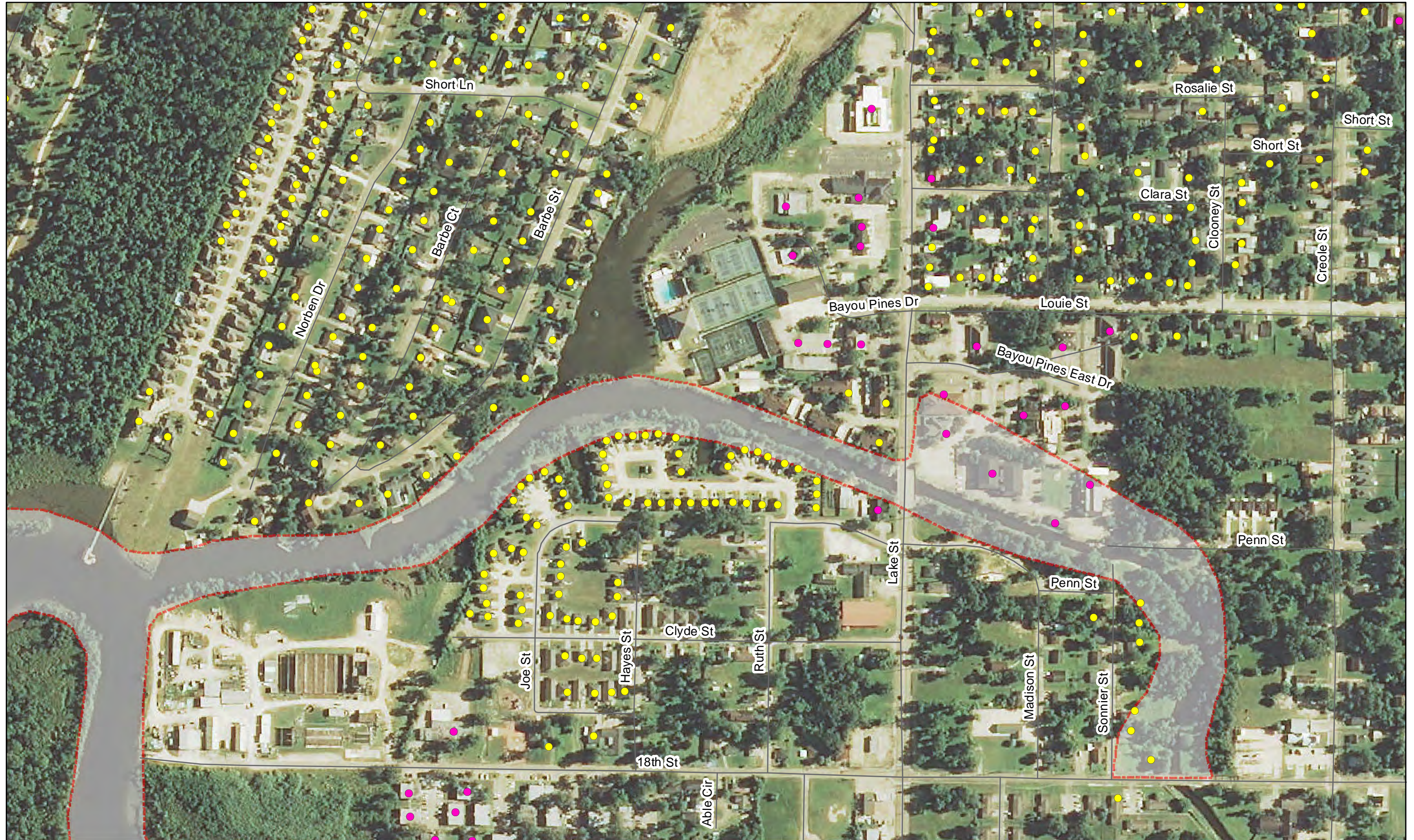
Structure Inventory: Data on study area structures were collected in 2012 via visual assessment.

Imagery: Louisiana NAIP Imagery 2013



Southwest Coastal NED Plan

77



55


57

PROJECT STRUCTURES

- RESIDENTIAL
- NON-RESIDENTIAL
- WAREHOUSE

Structures identified as preliminarily eligible require additional on-site assessment and must meet certain criteria in order to participate in the nonstructural project. More information about the general nonstructural process can be found in Appendix L. Additional details concerning eligibility criteria will be developed during the design and construction phases.

81



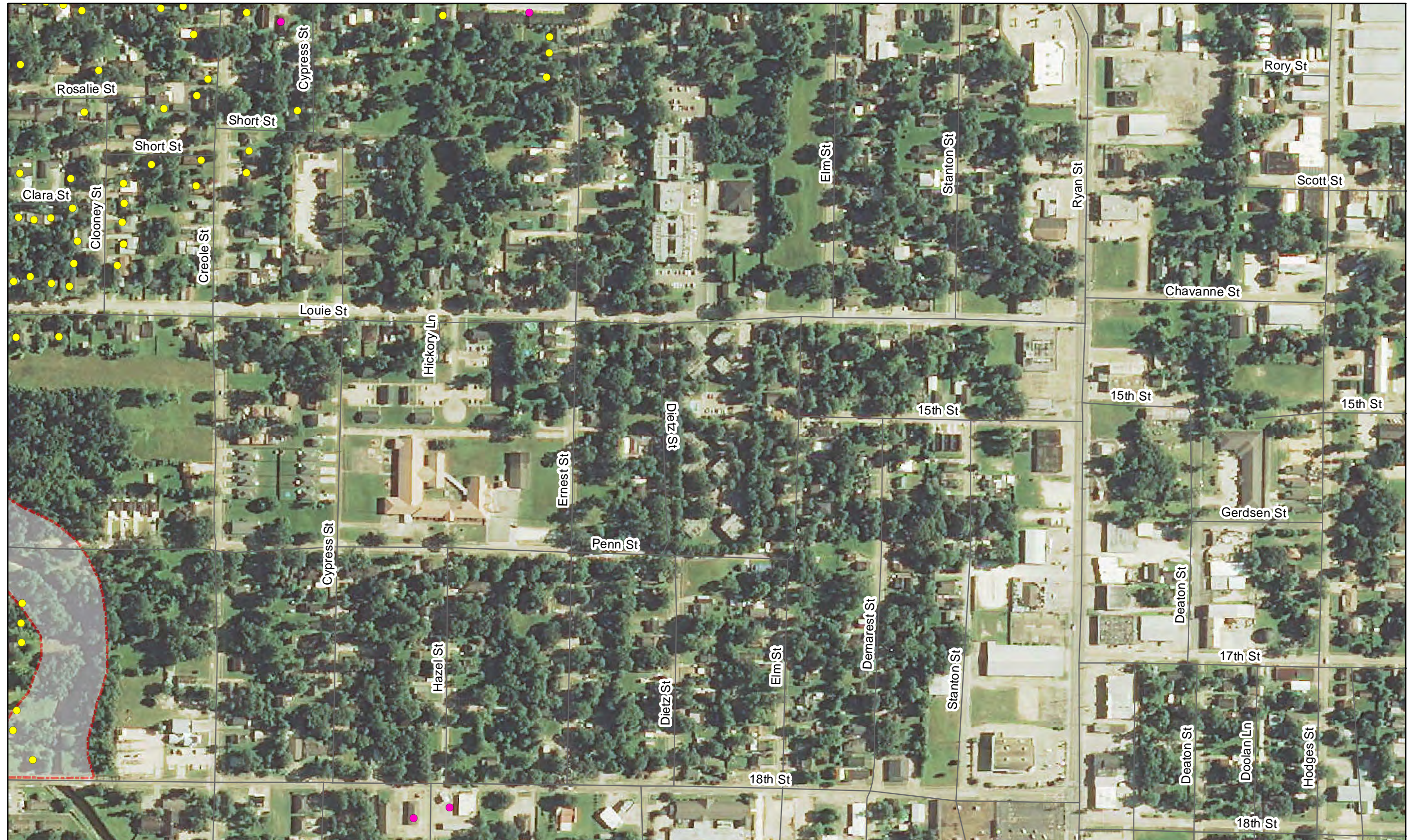
Structure Inventory: Data on study area structures were collected in 2012 via visual assessment.

Imagery: Louisiana NAIP Imagery 2013



Southwest Coastal NED Plan

78



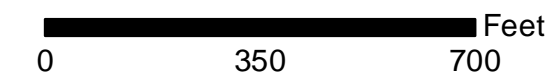
56

82

PROJECT STRUCTURES

- RESIDENTIAL
- NON-RESIDENTIAL
- WAREHOUSE

Structures identified as preliminarily eligible require additional on-site assessment and must meet certain criteria in order to participate in the nonstructural project. More information about the general nonstructural process can be found in Appendix L. Additional details concerning eligibility criteria will be developed during the design and construction phases.



Structure Inventory: Data on study area structures were collected in 2012 via visual assessment.

Imagery: Louisiana NAIP Imagery 2013



Southwest Coastal NED Plan

85




59

PROJECT STRUCTURES

- RESIDENTIAL
- NON-RESIDENTIAL
- WAREHOUSE

Structures identified as preliminarily eligible require additional on-site assessment and must meet certain criteria in order to participate in the nonstructural project. More information about the general nonstructural process can be found in Appendix L. Additional details concerning eligibility criteria will be developed during the design and construction phases.

92



Structure Inventory: Data on study area structures were collected in 2012 via visual assessment.

Imagery: Louisiana NAIP Imagery 2013

Page 58 of 568



Southwest Coastal NED Plan

86




58

60

PROJECT STRUCTURES

- RESIDENTIAL
- NON-RESIDENTIAL
- WAREHOUSE

Structures identified as preliminarily eligible require additional on-site assessment and must meet certain criteria in order to participate in the nonstructural project. More information about the general nonstructural process can be found in Appendix L. Additional details concerning eligibility criteria will be developed during the design and construction phases.



Structure Inventory: Data on study area structures were collected in 2012 via visual assessment.

Imagery: Louisiana NAIP Imagery 2013



Southwest Coastal NED Plan

87



59


61

PROJECT STRUCTURES

- RESIDENTIAL
- NON-RESIDENTIAL
- WAREHOUSE

Structures identified as preliminarily eligible require additional on-site assessment and must meet certain criteria in order to participate in the nonstructural project. More information about the general nonstructural process can be found in Appendix L. Additional details concerning eligibility criteria will be developed during the design and construction phases.

93



Structure Inventory: Data on study area structures were collected in 2012 via visual assessment.

Imagery: Louisiana NAIP Imagery 2013



Southwest Coastal NED Plan

88




60

94

PROJECT STRUCTURES

- RESIDENTIAL
- NON-RESIDENTIAL
- WAREHOUSE

Structures identified as preliminarily eligible require additional on-site assessment and must meet certain criteria in order to participate in the nonstructural project. More information about the general nonstructural process can be found in Appendix L. Additional details concerning eligibility criteria will be developed during the design and construction phases.



Structure Inventory: Data on study area structures were collected in 2012 via visual assessment.

Imagery: Louisiana NAIP Imagery 2013



Southwest Coastal NED Plan



63

PROJECT STRUCTURES

- RESIDENTIAL
- NON-RESIDENTIAL
- WAREHOUSE

Structures identified as preliminarily eligible require additional on-site assessment and must meet certain criteria in order to participate in the nonstructural project. More information about the general nonstructural process can be found in Appendix L. Additional details concerning eligibility criteria will be developed during the design and construction phases.

0 350 700 Feet

Structure Inventory: Data on study area structures were collected in 2012 via visual assessment.

Imagery: Louisiana NAIP Imagery 2013

Page 62 of 568



Southwest Coastal NED Plan




62

64

PROJECT STRUCTURES

- RESIDENTIAL
- NON-RESIDENTIAL
- WAREHOUSE

Structures identified as preliminarily eligible require additional on-site assessment and must meet certain criteria in order to participate in the nonstructural project. More information about the general nonstructural process can be found in Appendix L. Additional details concerning eligibility criteria will be developed during the design and construction phases.



Structure Inventory: Data on study area structures were collected in 2012 via visual assessment.

Imagery: Louisiana NAIP Imagery 2013



Southwest Coastal NED Plan

187

63




PROJECT STRUCTURES

- RESIDENTIAL
- NON-RESIDENTIAL
- WAREHOUSE

Structures identified as preliminarily eligible require additional on-site assessment and must meet certain criteria in order to participate in the nonstructural project. More information about the general nonstructural process can be found in Appendix L. Additional details concerning eligibility criteria will be developed during the design and construction phases.

202



Structure Inventory: Data on study area structures were collected in 2012 via visual assessment.

Imagery: Louisiana NAIP Imagery 2013



Southwest Coastal NED Plan




66

PROJECT STRUCTURES

- RESIDENTIAL
- NON-RESIDENTIAL
- WAREHOUSE

Structures identified as preliminarily eligible require additional on-site assessment and must meet certain criteria in order to participate in the nonstructural project. More information about the general nonstructural process can be found in Appendix L. Additional details concerning eligibility criteria will be developed during the design and construction phases.

203




Structure Inventory: Data on study area structures were collected in 2012 via visual assessment.

Imagery: Louisiana NAIP Imagery 2013



Southwest Coastal NED Plan


65



PROJECT STRUCTURES

- RESIDENTIAL
- NON-RESIDENTIAL
- WAREHOUSE

Structures identified as preliminarily eligible require additional on-site assessment and must meet certain criteria in order to participate in the nonstructural project. More information about the general nonstructural process can be found in Appendix L. Additional details concerning eligibility criteria will be developed during the design and construction phases.



Structure Inventory: Data on study area structures were collected in 2012 via visual assessment.

Imagery: Louisiana NAIP Imagery 2013



Southwest Coastal NED Plan

189




Zwan Rd

PROJECT STRUCTURES

- RESIDENTIAL
- NON-RESIDENTIAL
- WAREHOUSE

Structures identified as preliminarily eligible require additional on-site assessment and must meet certain criteria in order to participate in the nonstructural project. More information about the general nonstructural process can be found in Appendix L. Additional details concerning eligibility criteria will be developed during the design and construction phases.



Structure Inventory: Data on study area structures were collected in 2012 via visual assessment.

Imagery: Louisiana NAIP Imagery 2013




Southwest Coastal NED Plan



PROJECT STRUCTURES

- RESIDENTIAL
- NON-RESIDENTIAL
- WAREHOUSE

Structures identified as preliminarily eligible require additional on-site assessment and must meet certain criteria in order to participate in the nonstructural project. More information about the general nonstructural process can be found in Appendix L. Additional details concerning eligibility criteria will be developed during the design and construction phases.



Structure Inventory: Data on study area structures were collected in 2012 via visual assessment.

Imagery: Louisiana NAIP Imagery 2013




Southwest Coastal NED Plan



PROJECT STRUCTURES

- RESIDENTIAL
- NON-RESIDENTIAL
- WAREHOUSE

Structures identified as preliminarily eligible require additional on-site assessment and must meet certain criteria in order to participate in the nonstructural project. More information about the general nonstructural process can be found in Appendix L. Additional details concerning eligibility criteria will be developed during the design and construction phases.



Structure Inventory: Data on study area structures were collected in 2012 via visual assessment.

Imagery: Louisiana NAIP Imagery 2013



Southwest Coastal NED Plan

47




71

PROJECT STRUCTURES

- RESIDENTIAL
- NON-RESIDENTIAL
- WAREHOUSE

Structures identified as preliminarily eligible require additional on-site assessment and must meet certain criteria in order to participate in the nonstructural project. More information about the general nonstructural process can be found in Appendix L. Additional details concerning eligibility criteria will be developed during the design and construction phases.



Structure Inventory: Data on study area structures were collected in 2012 via visual assessment.

Imagery: Louisiana NAIP Imagery 2013



Southwest Coastal NED Plan

48




70

PROJECT STRUCTURES

- RESIDENTIAL
- NON-RESIDENTIAL
- WAREHOUSE

Structures identified as preliminarily eligible require additional on-site assessment and must meet certain criteria in order to participate in the nonstructural project. More information about the general nonstructural process can be found in Appendix L. Additional details concerning eligibility criteria will be developed during the design and construction phases.

72



Structure Inventory: Data on study area structures were collected in 2012 via visual assessment.

Imagery: Louisiana NAIP Imagery 2013



Southwest Coastal NED Plan

71




73

PROJECT STRUCTURES

- RESIDENTIAL
- NON-RESIDENTIAL
- WAREHOUSE

Structures identified as preliminarily eligible require additional on-site assessment and must meet certain criteria in order to participate in the nonstructural project. More information about the general nonstructural process can be found in Appendix L. Additional details concerning eligibility criteria will be developed during the design and construction phases.

74



Structure Inventory: Data on study area structures were collected in 2012 via visual assessment.

Imagery: Louisiana NAIP Imagery 2013

Page 72 of 568



Southwest Coastal NED Plan




72

75

PROJECT STRUCTURES

- RESIDENTIAL
- NON-RESIDENTIAL
- WAREHOUSE

Structures identified as preliminarily eligible require additional on-site assessment and must meet certain criteria in order to participate in the nonstructural project. More information about the general nonstructural process can be found in Appendix L. Additional details concerning eligibility criteria will be developed during the design and construction phases.



Structure Inventory: Data on study area structures were collected in 2012 via visual assessment.

Imagery: Louisiana NAIP Imagery 2013



Southwest Coastal NED Plan

72




75

78

PROJECT STRUCTURES

- RESIDENTIAL
- NON-RESIDENTIAL
- WAREHOUSE

Structures identified as preliminarily eligible require additional on-site assessment and must meet certain criteria in order to participate in the nonstructural project. More information about the general nonstructural process can be found in Appendix L. Additional details concerning eligibility criteria will be developed during the design and construction phases.



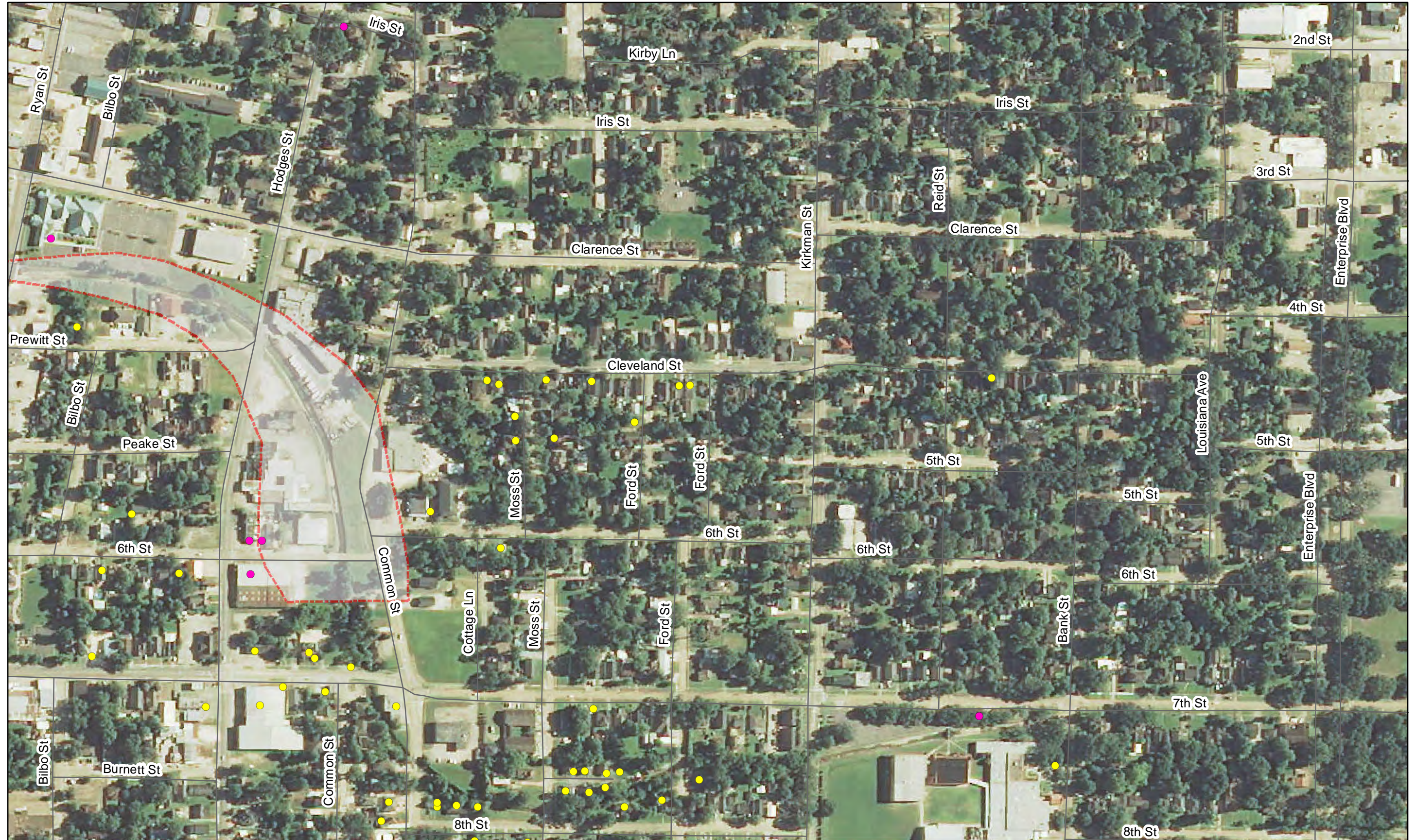
Structure Inventory: Data on study area structures were collected in 2012 via visual assessment.

Imagery: Louisiana NAIP Imagery 2013



Southwest Coastal NED Plan

73




74

79

PROJECT STRUCTURES

- RESIDENTIAL
- NON-RESIDENTIAL
- WAREHOUSE

Structures identified as preliminarily eligible require additional on-site assessment and must meet certain criteria in order to participate in the nonstructural project. More information about the general nonstructural process can be found in Appendix L. Additional details concerning eligibility criteria will be developed during the design and construction phases.



Structure Inventory: Data on study area structures were collected in 2012 via visual assessment.

Imagery: Louisiana NAIP Imagery 2013



Southwest Coastal NED Plan




77

PROJECT STRUCTURES

- RESIDENTIAL
- NON-RESIDENTIAL
- WAREHOUSE

Structures identified as preliminarily eligible require additional on-site assessment and must meet certain criteria in order to participate in the nonstructural project. More information about the general nonstructural process can be found in Appendix L. Additional details concerning eligibility criteria will be developed during the design and construction phases.

55



Structure Inventory: Data on study area structures were collected in 2012 via visual assessment.

Imagery: Louisiana NAIP Imagery 2013



Southwest Coastal NED Plan



76


78

PROJECT STRUCTURES

- RESIDENTIAL
- NON-RESIDENTIAL
- WAREHOUSE

Structures identified as preliminarily eligible require additional on-site assessment and must meet certain criteria in order to participate in the nonstructural project. More information about the general nonstructural process can be found in Appendix L. Additional details concerning eligibility criteria will be developed during the design and construction phases.

56



Structure Inventory: Data on study area structures were collected in 2012 via visual assessment.

Imagery: Louisiana NAIP Imagery 2013



Southwest Coastal NED Plan



77


79

PROJECT STRUCTURES

- RESIDENTIAL
- NON-RESIDENTIAL
- WAREHOUSE

Structures identified as preliminarily eligible require additional on-site assessment and must meet certain criteria in order to participate in the nonstructural project. More information about the general nonstructural process can be found in Appendix L. Additional details concerning eligibility criteria will be developed during the design and construction phases.

57



Structure Inventory: Data on study area structures were collected in 2012 via visual assessment.

Imagery: Louisiana NAIP Imagery 2013



Southwest Coastal NED Plan

75




78

PROJECT STRUCTURES

- RESIDENTIAL
- NON-RESIDENTIAL
- WAREHOUSE

Structures identified as preliminarily eligible require additional on-site assessment and must meet certain criteria in order to participate in the nonstructural project. More information about the general nonstructural process can be found in Appendix L. Additional details concerning eligibility criteria will be developed during the design and construction phases.



Structure Inventory: Data on study area structures were collected in 2012 via visual assessment.

Imagery: Louisiana NAIP Imagery 2013



Southwest Coastal NED Plan




PROJECT STRUCTURES

- RESIDENTIAL
- NON-RESIDENTIAL
- WAREHOUSE

Structures identified as preliminarily eligible require additional on-site assessment and must meet certain criteria in order to participate in the nonstructural project. More information about the general nonstructural process can be found in Appendix L. Additional details concerning eligibility criteria will be developed during the design and construction phases.

84



Structure Inventory: Data on study area structures were collected in 2012 via visual assessment.

Imagery: Louisiana NAIP Imagery 2013



Southwest Coastal NED Plan

56




82

PROJECT STRUCTURES

- RESIDENTIAL
- NON-RESIDENTIAL
- WAREHOUSE

Structures identified as preliminarily eligible require additional on-site assessment and must meet certain criteria in order to participate in the nonstructural project. More information about the general nonstructural process can be found in Appendix L. Additional details concerning eligibility criteria will be developed during the design and construction phases.

88



Structure Inventory: Data on study area structures were collected in 2012 via visual assessment.

Imagery: Louisiana NAIP Imagery 2013



Southwest Coastal NED Plan

57



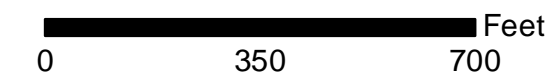
81

89

PROJECT STRUCTURES

- RESIDENTIAL
- NON-RESIDENTIAL
- WAREHOUSE

Structures identified as preliminarily eligible require additional on-site assessment and must meet certain criteria in order to participate in the nonstructural project. More information about the general nonstructural process can be found in Appendix L. Additional details concerning eligibility criteria will be developed during the design and construction phases.



Structure Inventory: Data on study area structures were collected in 2012 via visual assessment.

Imagery: Louisiana NAIP Imagery 2013



Southwest Coastal NED Plan




PROJECT STRUCTURES

- RESIDENTIAL
- NON-RESIDENTIAL
- WAREHOUSE

Structures identified as preliminarily eligible require additional on-site assessment and must meet certain criteria in order to participate in the nonstructural project. More information about the general nonstructural process can be found in Appendix L. Additional details concerning eligibility criteria will be developed during the design and construction phases.

90



Structure Inventory: Data on study area structures were collected in 2012 via visual assessment.

Imagery: Louisiana NAIP Imagery 2013



Southwest Coastal NED Plan


80



PROJECT STRUCTURES

- RESIDENTIAL
- NON-RESIDENTIAL
- WAREHOUSE

Structures identified as preliminarily eligible require additional on-site assessment and must meet certain criteria in order to participate in the nonstructural project. More information about the general nonstructural process can be found in Appendix L. Additional details concerning eligibility criteria will be developed during the design and construction phases.



Structure Inventory: Data on study area structures were collected in 2012 via visual assessment.

Imagery: Louisiana NAIP Imagery 2013



Southwest Coastal NED Plan




86

PROJECT STRUCTURES

- RESIDENTIAL
- NON-RESIDENTIAL
- WAREHOUSE

Structures identified as preliminarily eligible require additional on-site assessment and must meet certain criteria in order to participate in the nonstructural project. More information about the general nonstructural process can be found in Appendix L. Additional details concerning eligibility criteria will be developed during the design and construction phases.

58

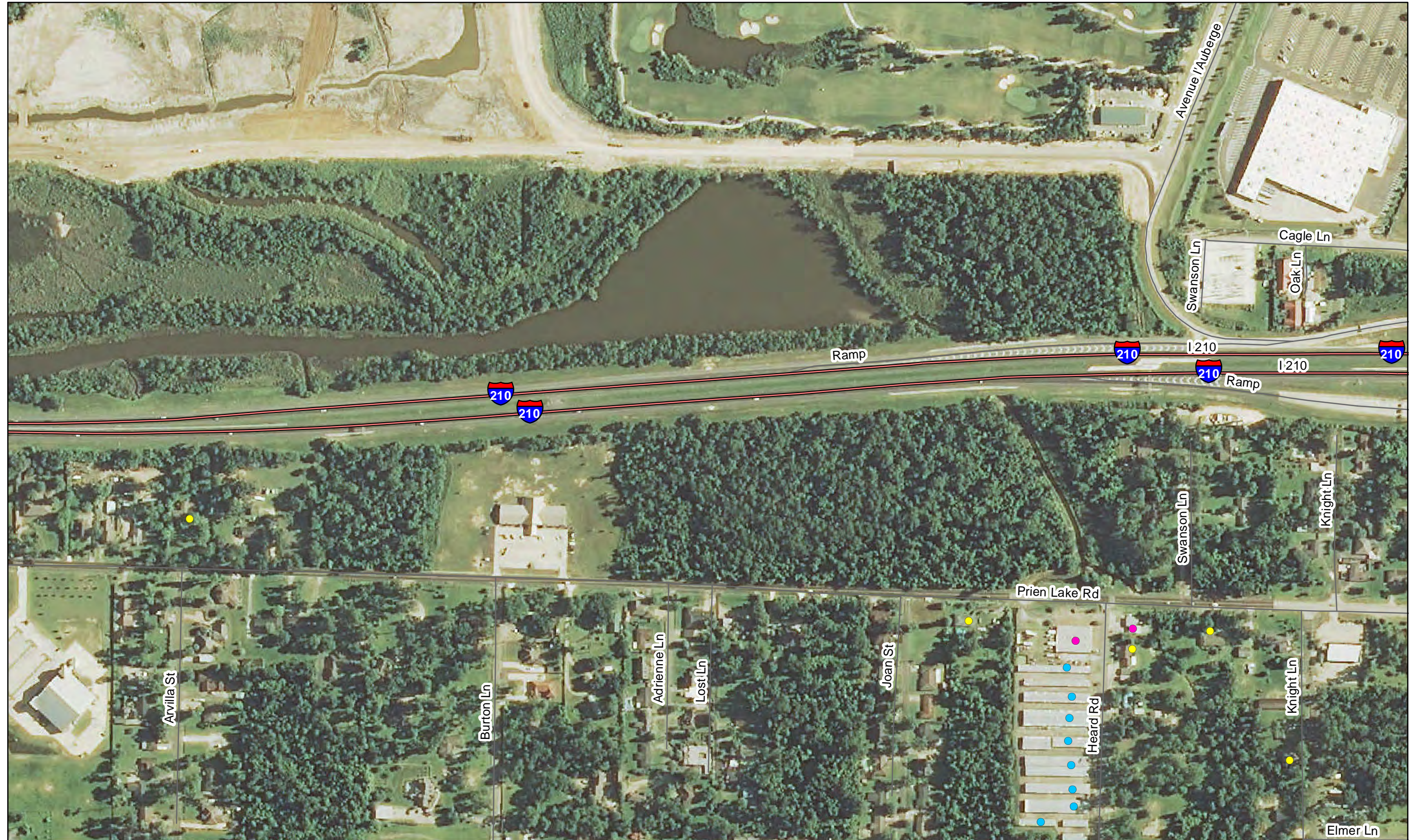


Structure Inventory: Data on study area structures were collected in 2012 via visual assessment.

Imagery: Louisiana NAIP Imagery 2013



Southwest Coastal NED Plan



85


87

PROJECT STRUCTURES

- RESIDENTIAL
- NON-RESIDENTIAL
- WAREHOUSE

Structures identified as preliminarily eligible require additional on-site assessment and must meet certain criteria in order to participate in the nonstructural project. More information about the general nonstructural process can be found in Appendix L. Additional details concerning eligibility criteria will be developed during the design and construction phases.

59



Structure Inventory: Data on study area structures were collected in 2012 via visual assessment.

Imagery: Louisiana NAIP Imagery 2013



Southwest Coastal NED Plan



86


88

PROJECT STRUCTURES

- RESIDENTIAL
- NON-RESIDENTIAL
- WAREHOUSE

Structures identified as preliminarily eligible require additional on-site assessment and must meet certain criteria in order to participate in the nonstructural project. More information about the general nonstructural process can be found in Appendix L. Additional details concerning eligibility criteria will be developed during the design and construction phases.

60



Structure Inventory: Data on study area structures were collected in 2012 via visual assessment.

Imagery: Louisiana NAIP Imagery 2013



Southwest Coastal NED Plan

81



87


89

PROJECT STRUCTURES

- RESIDENTIAL
- NON-RESIDENTIAL
- WAREHOUSE

Structures identified as preliminarily eligible require additional on-site assessment and must meet certain criteria in order to participate in the nonstructural project. More information about the general nonstructural process can be found in Appendix L. Additional details concerning eligibility criteria will be developed during the design and construction phases.

61




Structure Inventory: Data on study area structures were collected in 2012 via visual assessment.

Imagery: Louisiana NAIP Imagery 2013



Southwest Coastal NED Plan

82




88

PROJECT STRUCTURES

- RESIDENTIAL
- NON-RESIDENTIAL
- WAREHOUSE

Structures identified as preliminarily eligible require additional on-site assessment and must meet certain criteria in order to participate in the nonstructural project. More information about the general nonstructural process can be found in Appendix L. Additional details concerning eligibility criteria will be developed during the design and construction phases.



Structure Inventory: Data on study area structures were collected in 2012 via visual assessment.

Imagery: Louisiana NAIP Imagery 2013



Southwest Coastal NED Plan


83



PROJECT STRUCTURES

- RESIDENTIAL
- NON-RESIDENTIAL
- WAREHOUSE

Structures identified as preliminarily eligible require additional on-site assessment and must meet certain criteria in order to participate in the nonstructural project. More information about the general nonstructural process can be found in Appendix L. Additional details concerning eligibility criteria will be developed during the design and construction phases.




Structure Inventory: Data on study area structures were collected in 2012 via visual assessment.

Imagery: Louisiana NAIP Imagery 2013



Southwest Coastal NED Plan




92

PROJECT STRUCTURES

- RESIDENTIAL
- NON-RESIDENTIAL
- WAREHOUSE

Structures identified as preliminarily eligible require additional on-site assessment and must meet certain criteria in order to participate in the nonstructural project. More information about the general nonstructural process can be found in Appendix L. Additional details concerning eligibility criteria will be developed during the design and construction phases.



Structure Inventory: Data on study area structures were collected in 2012 via visual assessment.

Imagery: Louisiana NAIP Imagery 2013



Southwest Coastal NED Plan

58




91

97

PROJECT STRUCTURES

- RESIDENTIAL
- NON-RESIDENTIAL
- WAREHOUSE

Structures identified as preliminarily eligible require additional on-site assessment and must meet certain criteria in order to participate in the nonstructural project. More information about the general nonstructural process can be found in Appendix L. Additional details concerning eligibility criteria will be developed during the design and construction phases.

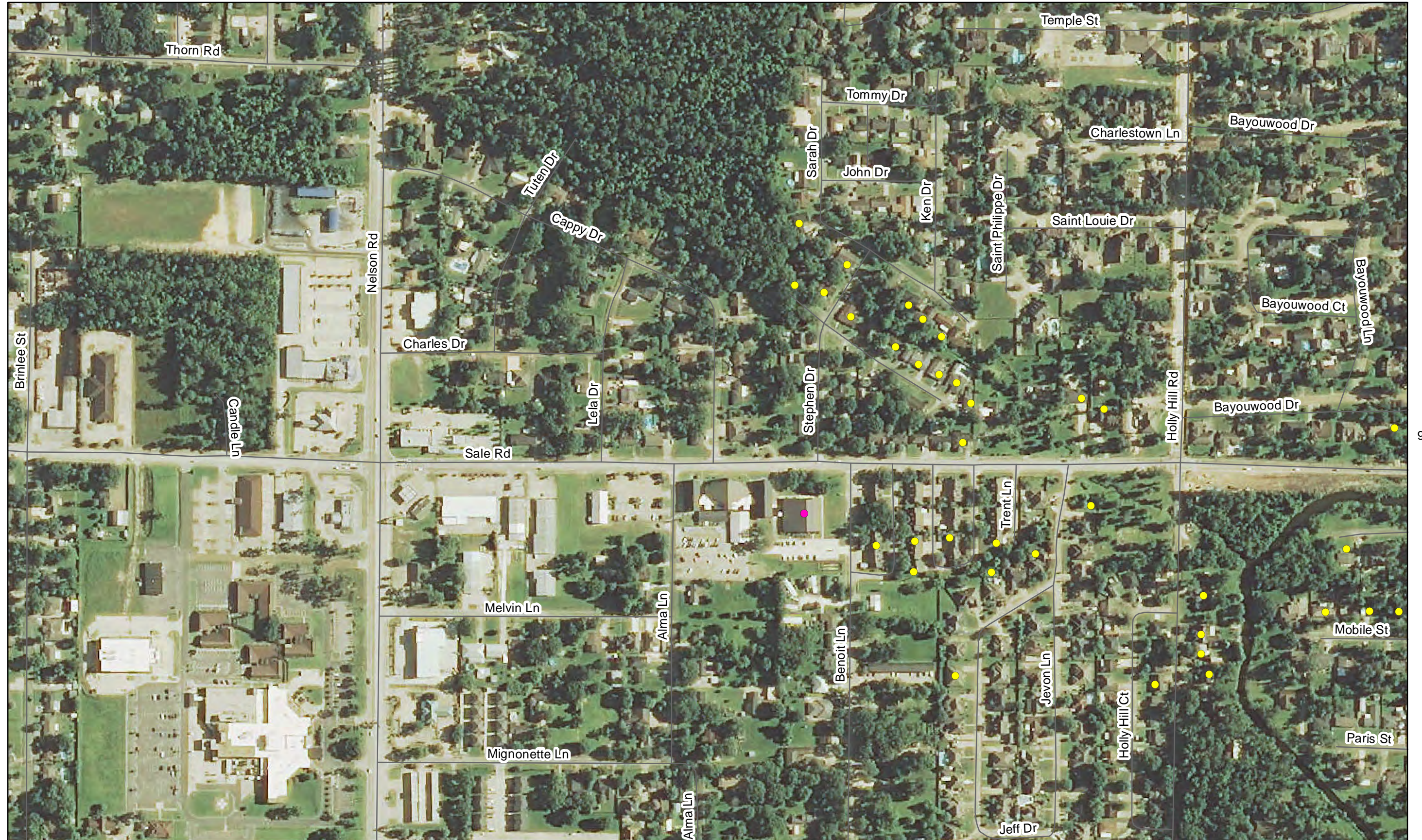


Structure Inventory: Data on study area structures were collected in 2012 via visual assessment.

Imagery: Louisiana NAIP Imagery 2013



Southwest Coastal NED Plan




94

PROJECT STRUCTURES

- RESIDENTIAL
- NON-RESIDENTIAL
- WAREHOUSE

Structures identified as preliminarily eligible require additional on-site assessment and must meet certain criteria in order to participate in the nonstructural project. More information about the general nonstructural process can be found in Appendix L. Additional details concerning eligibility criteria will be developed during the design and construction phases.



Structure Inventory: Data on study area structures were collected in 2012 via visual assessment.

Imagery: Louisiana NAIP Imagery 2013



Southwest Coastal NED Plan

61



93


95

99

PROJECT STRUCTURES

- RESIDENTIAL
- NON-RESIDENTIAL
- WAREHOUSE

Structures identified as preliminarily eligible require additional on-site assessment and must meet certain criteria in order to participate in the nonstructural project. More information about the general nonstructural process can be found in Appendix L. Additional details concerning eligibility criteria will be developed during the design and construction phases.

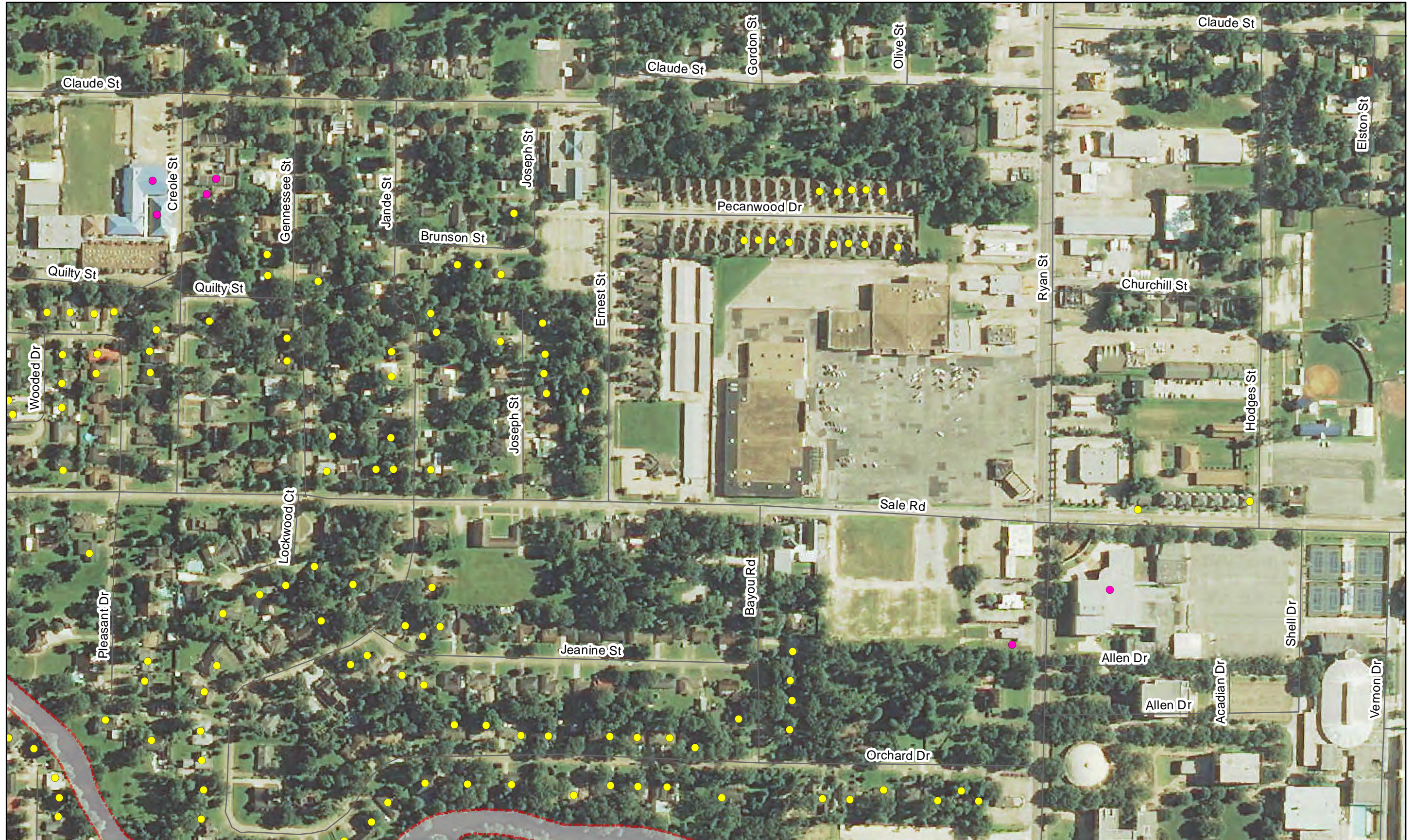


Structure Inventory: Data on study area structures were collected in 2012 via visual assessment.

Imagery: Louisiana NAIP Imagery 2013



Southwest Coastal NED Plan




94

PROJECT STRUCTURES

- RESIDENTIAL
- NON-RESIDENTIAL
- WAREHOUSE

Structures identified as preliminarily eligible require additional on-site assessment and must meet certain criteria in order to participate in the nonstructural project. More information about the general nonstructural process can be found in Appendix L. Additional details concerning eligibility criteria will be developed during the design and construction phases.

100



Structure Inventory: Data on study area structures were collected in 2012 via visual assessment.

Imagery: Louisiana NAIP Imagery 2013



Southwest Coastal NED Plan



PROJECT STRUCTURES

- RESIDENTIAL
- NON-RESIDENTIAL
- WAREHOUSE

Structures identified as preliminarily eligible require additional on-site assessment and must meet certain criteria in order to participate in the nonstructural project. More information about the general nonstructural process can be found in Appendix L. Additional details concerning eligibility criteria will be developed during the design and construction phases.

103

0 350 700 Feet

Structure Inventory: Data on study area structures were collected in 2012 via visual assessment.

Imagery: Louisiana NAIP Imagery 2013




Southwest Coastal NED Plan



PROJECT STRUCTURES

- RESIDENTIAL
- NON-RESIDENTIAL
- WAREHOUSE

Structures identified as preliminarily eligible require additional on-site assessment and must meet certain criteria in order to participate in the nonstructural project. More information about the general nonstructural process can be found in Appendix L. Additional details concerning eligibility criteria will be developed during the design and construction phases.



Structure Inventory: Data on study area structures were collected in 2012 via visual assessment.

Imagery: Louisiana NAIP Imagery 2013



Southwest Coastal NED Plan




97

PROJECT STRUCTURES

- RESIDENTIAL
- NON-RESIDENTIAL
- WAREHOUSE

Structures identified as preliminarily eligible require additional on-site assessment and must meet certain criteria in order to participate in the nonstructural project. More information about the general nonstructural process can be found in Appendix L. Additional details concerning eligibility criteria will be developed during the design and construction phases.



Structure Inventory: Data on study area structures were collected in 2012 via visual assessment.

Imagery: Louisiana NAIP Imagery 2013



Southwest Coastal NED Plan

94




100

PROJECT STRUCTURES

- RESIDENTIAL
- NON-RESIDENTIAL
- WAREHOUSE

Structures identified as preliminarily eligible require additional on-site assessment and must meet certain criteria in order to participate in the nonstructural project. More information about the general nonstructural process can be found in Appendix L. Additional details concerning eligibility criteria will be developed during the design and construction phases.

106



Structure Inventory: Data on study area structures were collected in 2012 via visual assessment.

Imagery: Louisiana NAIP Imagery 2013



Southwest Coastal NED Plan

95



99

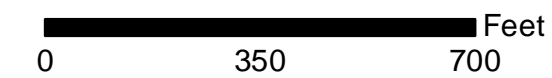
101

107

PROJECT STRUCTURES

- RESIDENTIAL
- NON-RESIDENTIAL
- WAREHOUSE

Structures identified as preliminarily eligible require additional on-site assessment and must meet certain criteria in order to participate in the nonstructural project. More information about the general nonstructural process can be found in Appendix L. Additional details concerning eligibility criteria will be developed during the design and construction phases.



Structure Inventory: Data on study area structures were collected in 2012 via visual assessment.

Imagery: Louisiana NAIP Imagery 2013

