



Year 1, Number 30

## Using Whiteboard Animation For Training And eLearning

Whiteboard animation is the concept of teaching the learners digitally while maintaining engagement. This mode can be altered with some interactivities and voice-overs. Whiteboard animations can play a huge role in eLearning when using proper delivery methods. With an effective script and storyboarding it can also be used to create better engagement for our students in online environments.

DLIT have been using eLearning development authoring tools to create self-paced / interactive eLearning material. Last year, our staff learned the new technique to create learning material called [whiteboard animation](#), which may be helpful for Online Content Developers to create more engaging learning material for the learners. When instructors choose [methods for eLearning](#) based on the analysis, this option also can play a great role for training delivery.

### What is Whiteboard Animation?

Whiteboard animation is a process where a creative story and a storyboard with pictures are drawn on a whiteboard by artists who record themselves during the process of their artwork. This is a wiki definition, but in simple language it is just a translation of your thoughts; storyboard into an animated sequential way to engage the learners. This concept can also be used in Sales and Marketing, Create Branding, Customer Awareness, Product Awareness, etc.

We used to learn by a whiteboard when we were studying, and we have seen that this is one of the most common methods nowadays as well. When using this concept more digitally, we can create much more engaging learning material.

### Whiteboard animations are easy to create

At first glance, whiteboard animation may seem a time-consuming activity, as we need to draw everything, even a single line or word. But this is just a myth. Whiteboard animations are much simpler to create than normal eLearning mode of media like SCORM, WBT, and CBTs. There are various software programs available to create whiteboard animations with ease. Some of the software programs available are:

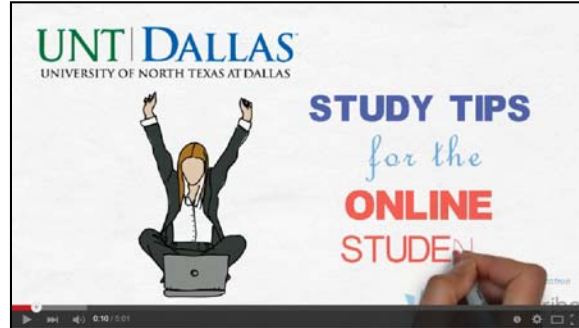
- **VideoScribe**  
[VideoScribe](#) empowers you to create your own whiteboard-style animated videos without any design or technical know-how.
- **GoAnimate**  
[GoAnimate](#) allows you to produce your own professional whiteboard animation-style video using your mouse and your favorite internet browser.
- **PowToon**  
[PowToon](#) is another great web tool that enables you to create powerful video animations and presentations.



### Using Voice-overs

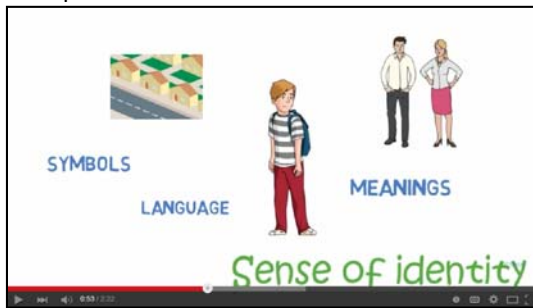
Most of the whiteboard animations are pictorial representations where a voice-over is a very useful medium to embed with animations to create effective learning material. However, when you are using your text based whiteboard animation, it may not be required to use voice-overs. Instead, you can use background music for creating soothing learning experiences.

Example Background Music Only:

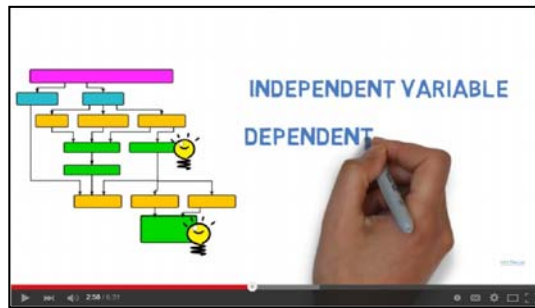


Study Tips for the Online Student  
Office of Distance Learning and Instructional Technology  
<https://www.youtube.com/watch?v=LEGe-CLkc8w>

Examples with Voice Over:



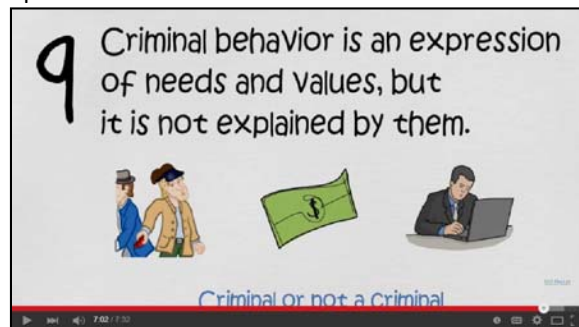
Symbolic Interaction and Ethnic Identity  
**Dr. Adrian Tan**  
<https://www.youtube.com/watch?v=xmA-gtvtfcA>



CJUS 4700D: Research Proposal  
**Dr. Aaron Bartula**  
<https://www.youtube.com/watch?v=LXltIJ6eyQA>

We can also develop videos that incorporate different types of techniques and resources in the same video. Here's an example where we used video footage clips recorded in outside setting plus the instructor was also recorded in front of the green screen and we ended the video clip using whiteboard animations.

Example Using Different Techniques:



CJUS 3600: Differential Association Theory  
**Dr. Aaron Bartula**  
<https://www.youtube.com/watch?v=xllpTqxy2IU>

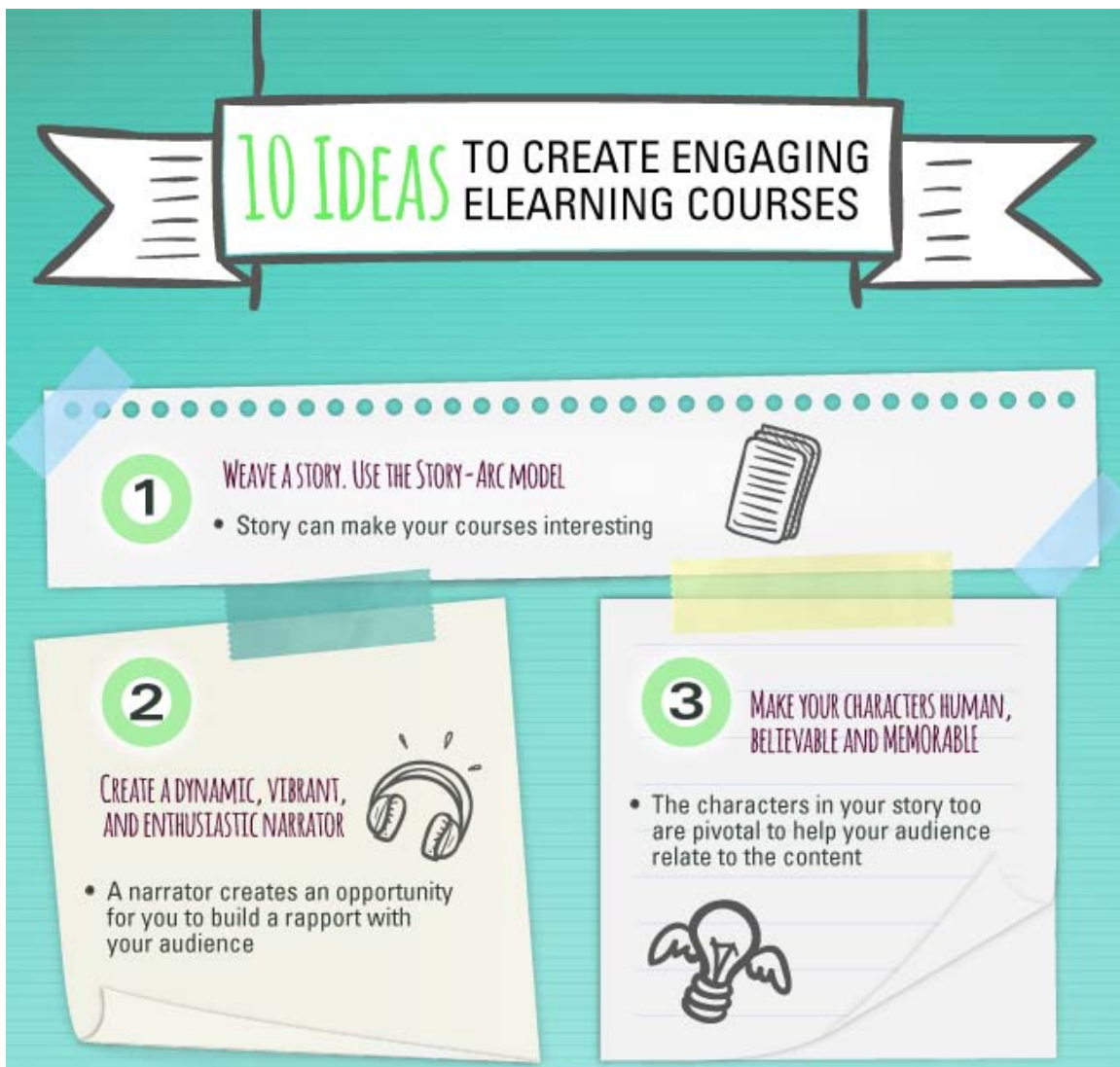
Whiteboard animations are fun and also can create an effective learning experience for learners. Creating this kind of learning material can be used to create an online digital classroom where learners can directly learn the topic without the help of teachers.

Get in touch with our Digital Media Production team if you are interested in creating this type of elements for your distance learning courses.

---

### 10 Ideas to Create Engaging eLearning Courses Infographic

As an eLearning designer you have to create online courses that will keep your learners engaged from start to finish; else you will lose them. The 10 Ideas to Create Engaging eLearning Courses Infographic provides you with ten ideas to create captivating online courses that your learners just can't leave.



Via: [info.shiftelearning.com](http://info.shiftelearning.com)

4

#### WRITE IN THE ACTIVE VOICE

- It Lets you talk to the learner in an informal tone like a friend, so he naturally listens



5

#### GO SOCIAL

- Create engaging social learning experiences by introducing features like interactive discussion boards



6

#### GRAB EYEBALLS WITH POWERFUL HEADLINES

- Your headlines should intrigue learners and compel them to delve into the content



7

#### HARNESS THE POWER OF VISUALS

- Visuals improve the instructional soundness of your courses besides keeping learners engaged



8

#### INVITE THEM TO EXPLORE AND DISCOVER

- The adult corporate learner loves to learn by discovering things for himself



9

#### DON'T FEAR ADDING HUMOR


- Use humor to start the course off on a more relaxed tone



10

#### KEEP IT REAL

- Create realistic scenarios that reflect the realities and the challenges of the learner's workplace





### 5 Ways to Personalize Your Next E-Learning Course

[Brown Bag Lunch Series, Track 3, Stepping Up Your Online Course]

Presented by Tim Slade, e-Learning Authoring Tools trainer.

Who Should Attend?

Anyone interested in learning how to add personalization features to their next e-learning course.

What Will You Learn?

- How personalization creates more engaging e-learning
- Five simple ways to add personalization features to e-learning

Monday, April 18 (12:00 PM - 1:00 PM), Founders Hall, Rm 127

[Register here.](#)



### Blackboard Open Lab

[Blackboard Support Program]

Whether you're just starting work on your summer or fall course or putting on those finishing touches in your spring courses, visit our Blackboard Open Labs for advice, assistance, or simply a collegial place to work. We will have worksheets, information and ideas on constructing assignments. Staff from the Office of DLIT will be available to discuss online/hybrid/traditional course design and help with Blackboard or other instructional technology. Please note, there is no formal program and there's no need to make an appointment. This is a drop-in-when-ever-you-can event.

Tuesday, April 19, between 2:00 PM and 4:00 PM in DAL1, Rm 336

[Register here.](#)



### Using GoToMeeting for Web Conferencing

[A DLIT Instructional Technology Workshop]

GoToMeeting allows for personalized interaction through the use of web conferencing. This tool allows for various segments of the University of North Texas at Dallas community to collaborate for online video, audio or telephone sessions.

This workshop will focus on:

1. How to use GoToMeeting
2. Best Practices to consider when using GoToMeeting

Presented by **Brian Miller**, Digital Media Instructional Designer

Wednesday, April 20 (3:00 PM - 4:00 PM), *Online*

[Register here.](#)



## [Migrating Your LMS Made Simple](#)

[Getting to Know Canvas Series]

Does the thought of migrating to a new LMS sound like a total and complete nightmare? What if we told you that moving to a new LMS really isn't that complicated? Because it's not. But, don't take our word for it. Attend this webinar and learn how two higher ed institutions - Northwestern University and Richland Community College - recently transitioned to a new learning management system. Faculty from both schools will share firsthand accounts of the evaluation, selection, migration, and adoption process. They also share useful ideas and recommendations for:

- Positioning the new LMS and rolling it out to faculty and students.
- Driving adoption and usage.
- Internal marketing - why it's important, and what it could look like?
- Setting up the migration process, including setting time and resources expectations.
- Reflecting and measuring performance.

Thursday, April 21 (2:00 PM - 3:00 PM), Founders Hall, Rm 127

[Register here.](#)



## Articles



(Click the links or images to read the articles)



### [The transformative power of higher education — for all](#)

By Carol Carmichael

Source: The Seattle Times

In the fall of 1968, 77 new black and Hispanic faces were among the 826 mostly white freshman students who arrived on NYU's campus in the Bronx — 18 in the School of Engineering and 59 in University College. I was one of those 77.

[Continue reading...](#)



### [8 Online Presentation Ideas for Instruction Designers](#)

By John Laskaris

Source: Talent LMS

Online learning involves creating online presentations in various formats. Most instructional designers take the safer route — PowerPoint or a tool that produces the "PowerPoint effect".

[Read more...](#)



### [Applying 7 Zen Principles In Online Training](#)

By Christopher Pappas

Source: eFront Learning

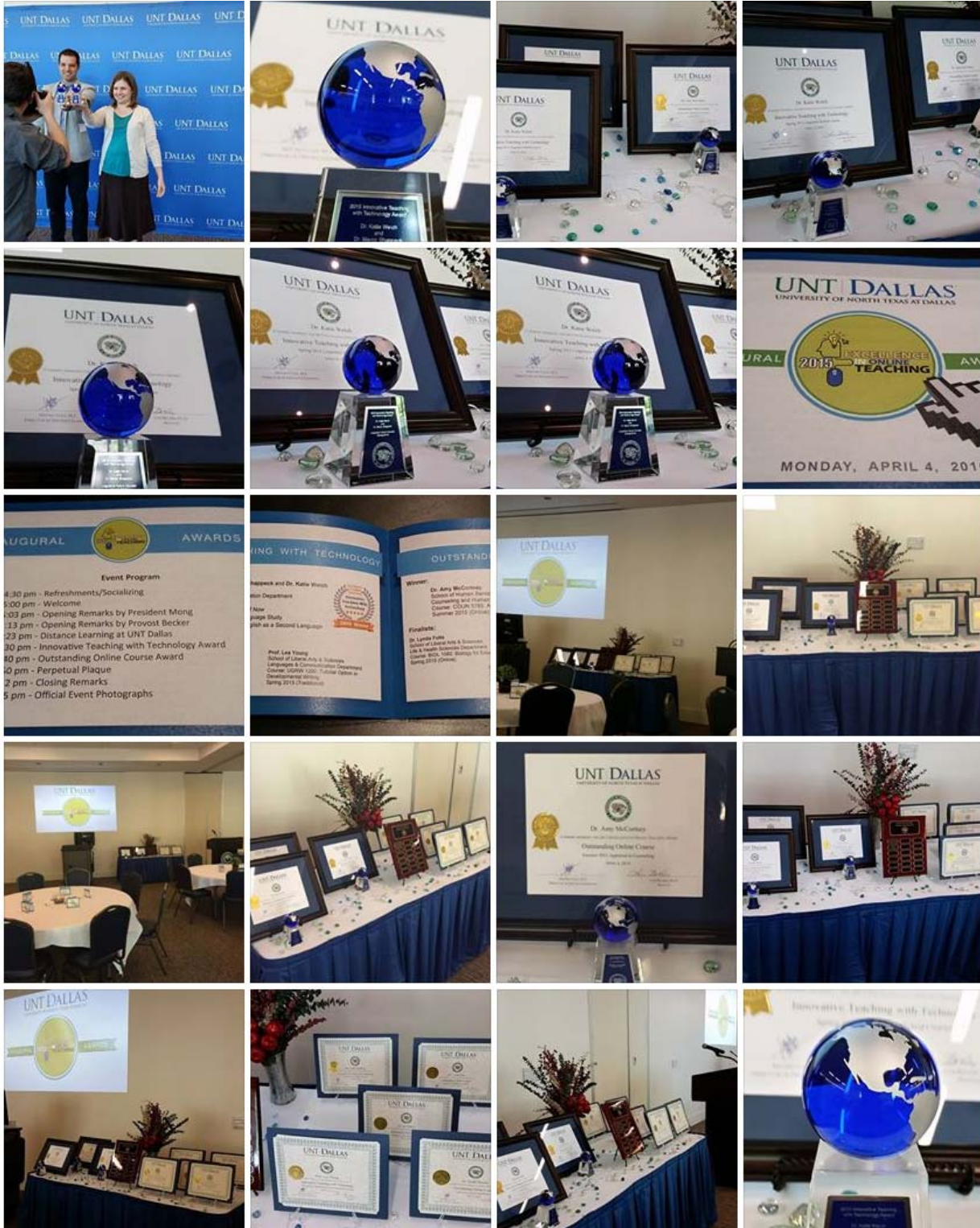
In this article, Christopher Pappas shows us how to use 7 zen principles to boost your online training and foster change and adoption among your trainees.

[Read more...](#)

# 2015 Excellence in Online Teaching Awards Photo-Album

## Reception and Ceremony


### April 4, 2016

















*More*



**APR 25 Gamify Your Next E-Learning Course**

(12:00 PM)

Founders Hall, Rm 127

**APR 26 DLAC Meeting**

(10:00 AM - 12:00 PM)

Founders Hall, Rm 127

**APR 26 Finals Grading Cafe**

(2:00 PM – 4:00 PM),

DAL1, Rm 336

**APR 28 Making the Change to a New LMS—and Making it Easy**

(2:00 PM - 3:00 PM)

Founders Hall, Rm 127



### Contact Us!

The **Office of Distance Learning and Instructional Technologies** invites faculty and staff to join and participate in our development programs. These events provide an opportunity to network with faculty from other departments, learn new instructional strategies and tools, and become aware of best practices in online teaching and learning. Hope to see you there, and don't forget to register for our workshops and sessions!

Please contact us with ideas and suggestions for future events:

Web: <http://www.untDallas.edu/dlit>

Phone: 972-338-5580

Email: [UNTDDistance@unt.edu](mailto:UNTDDistance@unt.edu)



To unsubscribe:

If you would like to be removed from this list please [click here](#).

---

**Arturo Cole, M.S.**

*Director - Office of Distance Learning  
and Instructional Technology*

University of North Texas at Dallas  
Office of Distance Learning  
7400 University Hills Blvd, Ste. 123  
Dallas, Texas 75241  
972.338.1606 | [untdallas.edu/dlit](http://untdallas.edu/dlit)

