



NORTH TEXAS VOLLEYBALL

Stephen Howard, Asst. Director Media Relations
Office: 940.369.8548 • Cell: 817.793.5199
stephen.howard@unt.edu • meangreensports.com

2011 SCHEDULE

Lamar Tournament • Beaumont, Texas

8/26	at Lamar	W 3-1
8/27	vs. Houston Baptist	L 3-1
8/27	vs. Texas Southern	W 3-0

8/30 UT Arlington W 3-0

North Texas Invitational • Denton, Texas

9/2	Sam Houston State	L 3-1
9/3	Oklahoma	L 3-0
9/3	Cincinnati	L 3-0

9/5 Stephen F. Austin W 3-0

Islander Classic • Corpus Christi, Texas

9/9	vs. UT Pan American	W 3-0
9/10	vs. Towson	W 3-1
9/10	at Texas A&M-Corpus Christi	W 3-2

Mean Green Volleyball Classic • Denton, Texas

9/16	Texas State	L 3-0
9/17	Jackson State	W 3-0
9/17	Kennesaw State	W 3-0

9/19 Texas Tech L 3-1

9/23 FIU* L 3-1

9/25 Florida Atlantic* W 3-2

9/30 at ULM* L 3-2

10/2 at Louisiana-Lafayette* L 3-1

10/7 at UALR* L 3-0

10/8 at Arkansas State* L 3-0

10/10 Denver* W 3-1

10/11 at Baylor L 3-0

10/14 ULM* W 3-2

10/16 Louisiana-Lafayette* L 3-2

10/21 at South Alabama* W 3-0

10/22 at Troy* W 3-1

10/28 at Middle Tennessee* L 3-0

10/29 at Western Kentucky* L 3-0

11/4 Arkansas State* W 3-0

11/6 UALR* W 3-0

11/11 at Denver* 6 p.m.

Sun Belt Tournament • Miami, Fla.

Nov. 17-19

* Sun Belt Conference Match
All times Central

IMPORTANT REGULAR SEASON FINALE AWAITS NT AT DENVER



at Denver Pioneers

Nov. 11, 2011 • 6:00 p.m. CST

Record: 12-15, 9-6 Sun Belt West

RKPI: 171

All-Time Series: DU leads 13-11

Last Meeting: NT won 3-1 on Oct. 10

Live Stats: denverpioneers.com

Webcast: denverpioneers.com

Last weekend, North Texas sent its seniors out in style with wins over Sun Belt West Division leader Arkansas State and UALR. Arkansas State swept North Texas back in October, but couldn't stop a Mean Green squad that hit .351 on the night – NT's highest attack percentage in a Sun Belt match since Oct. 2, 2008 (.364 vs ULM). The Mean Green used a stellar defensive performance to stop the Trojans on Sunday, holding UALR to .097 hitting, which is the fifth time this year NT has held an opponent under .100 hitting.

Now the Mean Green will focus on the final regular season matchup at Denver on Friday night. A win would guarantee a couple of important nuggets for NT - a winning season and the No. 6 seed in the Sun Belt Conference Tournament.

Denver, who fell to the Mean Green 3-1 in Oct., is one of the best defensive teams in the Sun Belt. The Pioneers lead the league with 2.62 blocks per set, which causes their opponents to hit just .169 on the year - the second-best opponent attack percentage in the SBC. Faimie Kingsley leads the SBC with 1.56 blocks per set in 2011.



BY THE NUMBERS

1

Melanie Boykins had just 1 error in earning her first SBC Player of the Week award.

2

A win over DU would give NT back-to-back winning seasons for the first time since '77.

10

Where Kayla Saey ranks in Mean Green history with 769 career digs.

10

Sarah Willey ranks 10th in the Sun Belt with 0.27 service aces per set in 2011.

NORTH TEXAS PROBABLE STARTERS

Name	No.	Ht.	Class	Pos.	Stats (KPS / DPS / Other)
Sarah Willey	3	5-8	Sr.	L	.03 / 4.31 / .59 aps
Melanie Boykins	7	6-1	Sr.	MB	2.42 / .40 / .262 att%
Courtney Windham	11	6-3	So.	OH	2.30 / .34 / .41 bps
Hallie McDonald	13	6-2	Fr.	MB	1.90 / .24 / .56 bps
Eboni Godfrey	14	5-7	Fr.	OH	3.06 / 2.49 / .26 bps
Kayla Saey	17	5-10	Sr.	S	.51 / 1.96 / 9.83 apg
Lacy Reasons	25	6-0	Sr.	OH	1.21 / .54 / .32 bps

RESERVES

Name	No.	Ht.	Class	Pos.	Stats (KPS / DPS / Other)
Addason Lamb	1	5-6	Fr.	L	.02 / 1.88 / .12 saps
May Allen	2	5-8	Jr.	S	.05 / 1.88 / 1.33 aps
Madison Barr	4	6-0	Sr.	OH	.97 / .16 / .28 bpg
Ashlee Horvath	5	5-6	So.	DS	0.0 / .75 / 0.0
Kendall Whitson	8	5-8	So.	DS	.01 / 1.13 / .10 saps
Chrissy Johnson	9	5-6	Jr.	DS	.01 / 1.65 / .08 aps
Shelley Morton	12	5-11	Sr.	OH	3.24 / 2.34 / .27 bps
Analisse Shannon	15	6-0	Fr.	OH	-
Liz Powell	16	5-9	Fr.	S	.07 / .96 / 5.07 aps

MEDIA INFORMATION

Eric Capper
 Assoc. AD/Media Relations
 940-565-3671 • ecapper@unt.edu

Stephen Howard (VB Contact)
 Assistant Director
 O: 940-369-8548
 C: 817-793-5199
 stephen.howard@unt.edu

Athletic Media Relations
 University of North Texas
 P.O. Box 31197
 Denton, TX 76203

Post-Game Interviews

The North Texas locker room is closed to all members of the media. However, head coach Ken Murczek and requested players will be available for interviews following a brief cooling off period.

Practice Coverage

North Texas volleyball practice is open to the media with prior request made to the media relations staff. Practice times are usually scheduled for 3:15-6 p.m. at the Mean Green Volleyball Center located in the Mean Green Village. Players and coaches are available for interviews following each practice, on a prearranged basis through the athletic media relations office.

Weekly Releases

All North Texas weekly volleyball releases can be obtained as a PDF document on the athletics web site at MeanGreenSports.com. To be added to the email list for all volleyball releases or if you would like the releases faxed to you, please contact Stephen Howard.

Quick Facts

Location: Denton, Texas
 Founded: 1890
 Enrollment: 36,067
 Nickname: Mean Green
 Colors: Green and White
 Venue: Mean Green Volleyball Center (600)
 Affiliation: Division I
 Conference: Sun Belt
 Head Coach: Ken Murczek
 Record at North Texas: 36-26 (2nd season)
 Overall Record: same
 Program All-Time Record: 439-705-2

2011 SUN BELT STANDINGS

West Division

Team	Conference	Overall
Arkansas State	10 4 .714	19 9 .679
Denver	9 6 .600	12 15 .444
North Texas	7 8 .467	16 15 .516
Louisiana-Lafayette	5 9 .357	13 17 .433
UALR	5 9 .357	10 18 .357
ULM	4 10 .286	10 14 .417

East Division

Team	Conference	Overall
Western Kentucky	14 1 .933	27 3 .900
Middle Tennessee	14 1 .933	18 9 .667
FIU	9 5 .643	17 8 .680
Troy	5 9 .357	15 13 .536
South Alabama	4 10 .286	9 17 .346
Florida Atlantic	0 14 .000	3 24 .111

Boykins Sun Belt Player of the Week

On Senior Weekend Melanie Boykins gave North Texas a career performance when it needed it most – crunch time in the race for the Sun Belt Conference Tournament. Boykins, who was named the Sun Belt Player of the Week, posted a pair of 10 kill matches with just one error all weekend in racking up a .500 attack percentage. The senior helped the Mean Green knock off West Division leader Arkansas State with 10 kills, four blocks, three digs and an ace. She followed that outing with 10 kills with no errors, two digs and two blocks. For the weekend, Boykins tallied 3.33 kills, 1.0 blocks and .83 digs per set.

Sun Belt Tourney Talk

The weekend wins helped North Texas jump from 8th in the SBC Tournament standings up to 6th, and if the tournament were to start today NT would face No. 3 Arkansas State for a third time this year. NT hit .351 in sweeping the Red Wolves on Friday night. NT has one match remaining in the regular season, and a win would guarantee the No. 6 seed. Should NT lose, Louisiana-Lafayette, UALR and Troy could potentially tie the Mean Green if they win twice, although UALR and ULL play each other.

Winning Ways

A victory at Denver would not only lock up the No. 6 seed in the Sun Belt Conference Tournament, but would also guarantee a second consecutive winning season for the Mean Green. The last back-to-back winning seasons for NT came in 1976 (18-11-1) and 1977 (26-19) in the first two years of the program. NT was 20-13 in 2010.

Block Party

Statistically speaking NT isn't known for its blocking prowess - ranking last in the Sun Belt with 1.31 blocks per set. But the Mean Green turned that trend on its head in its last three outings, out-blocking each of its last three opponents by an average of 2.67 - 1.67 per set. Hallie McDonald (1.11 bps) and Melanie Boykins (1.0 bps) have been the main culprits for

North Texas over this stretch.

Saey Makes Digs Charts Too

Senior Kayla Saey, who currently ranks third in NT history with 3,672 assists, has also worked her way into the program's career digs chart. Saey now ranks 10th in NT history with 769 career digs. She will have to get to work in order to catch her teammate, Sarah Willey, who ranks second with 1,746 career digs.

Leading The League Again

Thanks to top notch volleyball, a rocking atmosphere and the Mean Green Volleyball Band, North Texas is once again leading the Sun Belt in attendance. NT is averaging 485 fans in the 600 seat Mean Green Volleyball Center, up from last year's SBC-high average of 452.

Top SBC Teams Avg. Att.

Western Kentucky	510
North Texas.....	487
FIU	334
Denver.....	363
Troy	348

Mean Green Turnaround

North Texas won 12 matches in 2009, followed by a 20 win campaign last season. That eight-match turnaround is the largest in the Sun Belt, and ranks 24th in the NCAA. Only Houston (+10) and UTSA (+9) showed bigger improvement among Texas' 21 Division I programs.

Magic Mark

A hitting percentage of .200 is usually the magic mark for North Texas. NT is now 86-17 since 2004 (including 10-1 in 2011) when it hits above .200, but that record dips to 20-132 when the Mean Green hits under .200.

Stellar Starters

Setting the tone early is important for the Mean Green. North Texas is 69-20 since 2006 (including 13-4 in 2011) when it wins the first set of a match. However, that record falls to 16-87 when its opponent takes set one.

THE MEAN GREEN WHEN ...

Home.....	9-7
Away.....	4-7
Neutral.....	3-1
Leading after one (1) set.....	15-4
Trailing after one (1) set.....	1-11
Leading after two (2) set.....	11-0
Trailing after two (2) set.....	0-9
Tied after two (2) set.....	5-6
Leading after three (3) set.....	16-0
Trailing after three (3) set.....	0-15
Three set match.....	9-8
Four set match.....	4-5
Five set match.....	3-2
More attacks.....	11-8
Fewer attacks.....	5-5
More kills.....	15-3
Fewer kills.....	1-11
Higher hitting percentage.....	15-0
Lower hitting percentage.....	1-15
More digs.....	12-3
Fewer digs.....	2-11
More assists.....	14-4
Fewer assists.....	2-11
More blocks.....	3-3
Fewer blocks.....	11-12
More service aces.....	10-3
Fewer service aces.....	1-10
More service errors.....	11-3
Fewer service errors.....	3-10
Hitting below .100.....	0-7
Hitting .100-.199.....	5-7
Hitting .200-.249.....	6-1
Hitting .250-.299.....	3-0
Hitting .300-.399.....	1-0
Hitting .400-.499.....	1-0
Below 30 Kills.....	0-4
30-39 Kills.....	2-4
40-49 Kills.....	6-4
50-59 Kills.....	4-1
60-69 Kills.....	3-2
70-79 Kills.....	1-0
80-89 kills.....	0-0
2011 Streaks	
Longest winning streak.....	4
Longest losing streak.....	4
Active streak.....	Won 2
Last 10.....	6-4

INDIVIDUAL SUPERLATIVES

Double-figure kills

Eboni Godfrey.....	18
Melanie Boykins.....	13
Shelley Morton.....	12
Courtney Windham.....	11
Hallie McDonald.....	8
Madison Barr.....	1
Lacy Reasons.....	1

20 or more kills

Eboni Godfrey.....	1
Shelley Morton.....	1

Double-figure digs

Sarah Willey.....	28
Eboni Godfrey.....	12
Kayla Saey.....	8
Shelley Morton.....	8
Addason Lamb.....	5
Chrissy Johnson.....	4
May Allen.....	2
Liz Powell.....	1
Kendall Whitson.....	1

20 or more digs

Sarah Willey.....	8
Eboni Godfrey.....	1

30 or more digs

20 or more assists

Kayla Saey.....	25
Liz Powell.....	3
May Allen.....	2

50 or more assists

Kayla Saey.....	6
-----------------	---

60 or more assists

Kayla Saey.....	1
-----------------	---

5 or more blocks

Hallie McDonald.....	3
Melanie Boykins.....	2
Madison Barr.....	1
Courtney Windham.....	1

5 or more service aces

Double-double

Eboni Godfrey.....	8
Shelley Morton.....	8
Kayla Saey.....	8
Liz Powell.....	1

Triple-double

NT RECORDS WATCH

Assists (Career)

1.	4,394	Kristin Sheppard	2001-03
2.	3,889	Michelle Dressel	1992-95
3.	3,672	Kayla Saey	2008-Pr
4.	3,256	Daniella Grimaldo	1997-00
5.	1,929	Ashley Bass	2004-06
6.	1,928	Heather Maddox	2006-07
7.	1,601	Wendy Rinks	1986-89
8.	1,541	Heidi Johnson	2003-05
9.	1,114	Lisa Schmitz	1985-87
10.	1,080	Kim Brunette	1996

Digs (Career)

1.	2,212	Jessica Hulsebosch	2004-07
2.	1,746	Sarah Willey	2008-Pr
3.	1,282	Corina Marginas	2000-03
4.	1,149	Katy Prokof	2004-07
5.	969	Kristin Sheppard	2001-03
6.	874	Jessica Brown	1996-99
7.	849	Michelle Dressel	1992-95
8.	832	Heather Black	1991-94
9.	811	Rachel Troell	1994-97
10.	769	Kayla Saey	2008-Pr
11.	748	Dee Dee Carlock	1990-93

Attack Percentage (Career)

1.	.291	Corina Marginas	2000-03
2.	.290	Rachelle Wilson	2009-10
	.290	Catherine Coffey	2005-07
4.	.285	Carly Collins	1993-96
5.	.275	Michelle Dressel	1992-95
6.	.270	Brittney Gregory	2002-06
7.	.257	Melanie Boykins	2010-Pr
8.	.250	Kristin Sheppard	2001-03
9.	.233	Kim Martin	1987-88
10.	.221	Becky Blackford	1988-90
11.	.218	Kim Coffey	1994-95
12.	.214	Heather Black	1991-94

2010 SUN BELT WEST DIVISION CHAMPIONS

16-15 OVERALL, 7-8 SUN BELT

NT IN THE SUN BELT

Category	Stat	Rank
Hitting Pct.	176	9
Opp. Hitting Pct.	197	8
Asst.....	11.78	5
Kills	12.80	5
Blocks	1.31	12
Service Aces	1.00	11
Digs	15.02	3

INDIVIDUALS IN THE SBC TOP 10

Player	Cat	Stat	Rank
Morton	Kills	3.24	6
Godfrey	Kills	3.06	8
Saey	Assists	9.83	3
Willey	Digs	4.31	4
	Aces	0.27	10

2011 PLAYER ACCOLADES

Eboni Godfrey - Lamar Invitational
All-Tournament Team ... Islander Classic
All-Tournament Team

Sarah Willey - Sun Belt Defensive Player
of the Week (Oct. 24) ... North Texas Invi-
tational All-Tournament Team ... Islander
Classic All-Tournament Team

Melanie Boykins - Islander Classic Tour-
nament MVP

Hallie McDonald - Lamar Invitational
All-Tournament Team

Shelley Morton - Mean Green Volleyball
Classic All-Tournament Team

Courtney Windham - Mean Green Vol-
leyball Classic All-Tournament Team

STARTING LINEUPS & RECORDS

Opponent	Result	Setter	OH	OH/DS	OH/DS	MB	MB	Libero
Lamar	W 3-0	Saey	Godfrey	Windham	Barr	McDonald	Boykins	Willey
Houston Baptist	L 3-1	Saey	Godfrey	Windham	Barr	McDonald	Boykins	Willey
Texas Southern	W 3-0	Saey	Godfrey	Windham	Barr	McDonald	Boykins	Willey
UT Arlington	W 3-0	Saey	Godfrey	Windham	Lamb	McDonald	Boykins	Willey
Sam Houston St.	L 3-1	Saey	Godfrey	Windham	Barr	McDonald	Boykins	Willey
Oklahoma	L 3-0	Powell	Godfrey	Windham	Reasons	McDonald	Boykins	Willey
Cincinnati	L 3-0	Saey	Godfrey	Windham	Barr	McDonald	Boykins	Willey
Stephen F. Austin	W 3-0	Saey	Godfrey	Windham	Barr	McDonald	Boykins	Willey
UT-Pan American	W3-0	Saey	Godfrey	Windham	Reasons	McDonald	Boykins	Willey
Towson	W 3-1	Saey	Godfrey	Johnson	Whitson	McDonald	Boykins	Willey
TAMU-Corpus Christi	W 3-2	Saey	Godfrey	Windham	Reasons	McDonald	Boykins	Willey
Texas State	L 3-0	Saey	Godfrey	Johnson	Morton	McDonald	Boykins	Willey
Jackson State	W 3-0	Powell	Godfrey	Windham	Barr	McDonald	Boykins	Willey
Kennesaw State	W 3-0	Saey	Godfrey	Windham	Reasons	McDonald	Boykins	Willey
Texas Tech	L 3-1	Saey	Godfrey	Morton	Lamb	McDonald	Boykins	Willey
FIU	L 3-1	Saey	Godfrey	Morton	Lamb	McDonald	Boykins	Willey
Florida Atlantic	W 3-2	Saey	Godfrey	Morton	Barr	McDonald	Boykins	Willey
ULM	L 3-2	Saey	Godfrey	Morton	Reasons	McDonald	Boykins	Willey
Louisiana-Lafayette	L 3-1	Saey	Godfrey	Morton	Reasons	McDonald	Boykins	Willey
UALR	L 3-0	Saey	Godfrey	Morton	Reasons	McDonald	Boykins	Willey
Arkansas State	L 3-0	Saey	Godfrey	Morton	Windham	McDonald	Boykins	Willey
Denver	W 3-1	Saey	Godfrey	Morton	Windham	McDonald	Boykins	Willey
Baylor	L 3-0	Saey	Godfrey	Morton	Windham	McDonald	Boykins	Willey
ULM	W 3-2	Saey	Godfrey	Morton	Allen	McDonald	Boykins	Willey
Louisiana-Lafayette	L 3-2	Saey	Godfrey	Morton	Windham	McDonald	Boykins	Willey
South Alabama	W 3-0	Saey	Godfrey	Morton	Barr	McDonald	Boykins	Willey
Troy	W 3-1	Saey	Godfrey	Morton	Barr	McDonald	Boykins	Willey
Middle Tennessee	L 3-0	Saey	Godfrey	Windham	Barr	McDonald	Boykins	Willey
Western Kentucky	L 3-0	Saey	Godfrey	Windham	Reasons	McDonald	Boykins	Willey
Arkansas State	W 3-0	Saey	Godfrey	Lamb	Reasons	McDonald	Boykins	Willey
UALR	W 3-0	Saey	Godfrey	Reasons	Barr	McDonald	Boykins	Willey

2011 NORTH TEXAS VOLLEYBALL ROSTER

Player	No.	Ht.	Cl.	Exp.	Pos.	Hometown (Last School)
Addason Lamb	1	5-6	Fr.	HS	L	Allen, Texas (Lovejoy HS)
May Allen	2	5-8	Jr.	TR	S	San Antonio, Texas (Dallas Baptist)
Sarah Willey	3	5-8	Sr.	3L	DS	Wichita, Kan. (Maize HS)
Madison Barr	4	6-0	Sr.	2L	OH	Southlake, Texas (Eastern Illinois)
Ashlee Horvath	5	5-6	So.	1L	DS	Plano, Texas (Plano East HS)
Melanie Boykins	7	6-1	Sr.	1L	MB	Fort Worth, TX (Eastern Illinois)
Kendall Whitson	8	5-8	So.	TR	DS	Arlington, Texas (UT Arlington)
Chrissy Johnson	9	5-6	Jr.	1L	DS	Austin, Texas (Texas Lutheran)
Courtney Windham	11	6-3	So.	TR	OH	Cypress, Texas (Baylor)
Shelley Morton	12	5-11	Sr.	1L	OH	Fallbrook, CA (Palomar JC)
Hallie McDonald	13	6-2	Fr.	HS	MB	Spring, Texas (Klein Oak HS)
Eboni Godfrey	14	5-7	Fr.	HS	OH	Round Rock, Texas (Stony Point HS)
Analisse Shannon	15	6-0	Fr.	HS	OH	San Antonio, Texas (Lady Bird HS)
Liz Powell	16	5-9	Fr.	HS	S	Kansas City, Mo. (Bishop Meige HS)
Kayla Saey	17	5-10	Sr.	3L	S	Rockton, Ill. (Hononegah HS)
Lacy Reasons	25	6-0	Sr.	3L	OH	Edmond, Okla. (Santa Fe HS)

Head Coach: Ken Murczek - San Diego State '98 (2nd season)

Assistant Coach: Diego Castaneda - Baylor '08 (First season)

Assistant Coach: Sarah Rumely - Kentucky '10 (First season)

HEAD COACH KEN MURCZEK



THE MURCZEK FILE

Age: 36
Hometown: Chicago, Ill.
Wife: Jennifer
High School: Marist High School (Chicago)
Alma Mater: San Diego State '98
 Arizona '00 (MA, Education)
 Western Michigan '07 (MS, Sports Management)

Coaching Experience

2010-present: North Texas, Head Coach
2008-09: Kansas, Assistant Coach
2007: Virginia, Assistant Coach
2006-present: USA Volleyball, Court Coach
2005-06: Western Michigan, Assistant Coach
2004: Purdue, Volunteer Assistant Coach
2002-03: Saint Joseph's College, Head Coach
2001: Cuyamaca College, Head Coach
2000: Gelterkinden VBC, Head Coach
1998: West Hills High School, Asst. Coach
1995-96: Sun West VBC, Head Coach

Playing Experience

2004: Bandung Telkoncel, Indonesia
2004: Niort VC, France
2002-03: Biendenkolf VC, Germany
2000-01: Gelterkinden VC, Switzerland
1999-00: Univ. of Arizona
1996-98: San Diego State
1993-95: Lewis Univ.
1989-93: Marist High School, Chicago

NORTH TEXAS YEAR-BY-YEAR

Year	Overall	Conf.	Finish
2010.....	20-13	11-5	1st West
2011.....	16-15	7-8	-
Total	36-28	18-14	

Ken Murczek was handed the reigns of the North Texas volleyball program in January of 2010, and wasted no time in making the Mean Green a force in the Sun Belt Conference. In his first season at the helm, Murczek guided the Mean Green to just its second Sun Belt West Division title.

The former Kansas and Virginia assistant led the Mean Green to just the fifth 20-win season in program history after being picked fourth of six teams in the SBC West's Preseason Poll.

"Ken is a coach that is well versed in his sport, has an excellent track record in recruiting and great recommendations from not only the coaches that he worked with, but also those he coached against," said North Texas athletics director Rick Villarreal. "His energy, preparation and his connections to the Texas volleyball recruiting process make him a great fit."

Academics are at the heart of Murczek's vision for the Mean Green, and after his first season at the helm NT was presented with the AVCA Team Academic Award for the first time in school history. The award was given to teams nationally who maintained a 3.30 cumulative GPA for the 2010-11 academic year.

Murczek spent two seasons at Kansas, and despite playing 10 teams that advanced to the NCAA Tournament in 2009, the Jayhawks enjoyed their winningest campaign since 2004 (16-14), and even knocked off No. 21 Baylor. Their two-match sweep of in-state rival Kansas State was the program's first since 1993.

While with the Jayhawks, Murczek had two players named to the ESPN the Magazine Academic All-District squad and a league-best eight Academic All-Big XII honorees in 2009 alone.

Prior to his arrival at Kansas, Murczek spent a year at Virginia where he helped the Cavaliers pile up 18 wins and a fourth place finish in the ACC. On top of his administrative and recruiting duties, he was responsible for training the outside hitters, and helped develop Sarah Kirkwood into a two-time AVCA All-American - a first in Virginia volleyball history.

Murczek also spent time at the Olympic Training Center in Colorado Springs, Colo.,

where he assisted with skill development and on-court training of the United States Women's National Volleyball Team.

From 2005-06, Murczek served as an assistant at Western Michigan, and was a volunteer assistant at Purdue in 2004. Over the two-year span at Western Michigan, Murczek helped guide six all-conference players and aided in the Broncos receiving the highest honorable mention award for the 2006 recruiting class according to prepvolleyball.com. In addition, Murczek was integral in the development of senior setter Jenifer Sulewski, who broke the school record for single-season assists.



In his stint at Purdue, he helped the Boilermakers to their first NCAA Tournament berth since 1990 and first-round upset over nationally-ranked host Colorado State.

A successful player at all levels, Murczek began his volleyball career at Marist High School in Chicago where he became an all-state selection in 1993. Murczek played collegiately at San Diego State, where he led his team

to a top 15 ranking, and finished fifth in the country in digs per game. He then went on to the University of Arizona where his club volleyball team won back-to-back national championships.

After college, Murczek played four seasons of professional indoor volleyball in Gelterkinden, Switzerland; Biendenkopf, Germany; Niort, France and Bandung, Indonesia. He continues competed in several beach volleyball tournaments during the summer months throughout the United States, and recently played in the 2011 Aduld Open Nationals.

Murczek is currently seeking his CAP III certification from USA Volleyball's Coaching Accreditation Program.

Murczek earned his B.S. in kinesiology from San Diego State University in 1998 before going on to earn a master's in teaching and teacher education from the University of Arizona in 2000. Murczek also holds a secondary education teaching credential in physical education and science from the state of Indiana, and an M.S. in sport management from Western Michigan University (2007). Murczek and his wife, Jennifer, married in August 2007.

MEAN GREEN UPDATES

1 • ADDASON LAMB • 5-6 • FR • L • ALLEN, TEXAS (LOVEJOY HS)News & Notes

2011: 5th at NT with 122 digs on the year ... 5 double-digit dig outings ... Saw first career libero action in third set vs Jackson State ... Posted 3.44 digs per set at Lamar Invite - 2nd highest on team ... Tallied 15 digs at Lamar and 11 digs vs HBU ... High School: Helped lead Lucas Lovejoy to the 2008, 2009 and 2010 UIL 3A State Championships ... Named Texas Sports Writers Association Third-Team All-State, as well as the District 11-3A Defensive Player of the Year in 2010 ... Texas Girls Coaches Association All-Star ... Compiled a 156-21 (88.1 percent) record in high school, including a 44-3 mark in 2010.

Career Highs

Kills	1 vs Lamar (8/26/11)
Attacks	2 vs Lamar (8/26/11)
Attack %	(min 5 attempts)
Assists	1, last vs Kennesaw St (9/17/11)
Aces	2, last vs Jackson St (9/17/11)
Digs	15 vs Lamar (8/26/11)
Blocks	1 vs MTSU (10/28/11)

2 • MAY ALLEN • 5-8 • JR • S • SAN ANTONIO, TEXAS (DALLAS BAPTIST)News & Notes

2011: Career-high 10 digs at Troy and vs Arkansas State ... First career start in ULM win ... 19 and 18 assist outings in four match stretch ... Saw 1st action at NT vs TSU, posted 3 assists and 2 digs ... DBU 2010: Split time at setter, but still racked up 488 assists (4.21 per set) ... Finished 2nd on the team with 18 aces ... Posted 45 kills on .258 hitting, the squad's second highest attack percentage ... Also tallied 250 digs ... 2009: Helped lead Dallas Baptist to its first Heartland Conference title and NCAA Regional berth as a freshman ... Led the squad with 1,137 assists (8.30 per set).

Career Highs

Kills	-
Attacks	2 vs Baylor (10/11/11)
Attack %	(min 5 attempts)
Assists	19 vs UALR (10/7/11)
Aces	1, last vs USA (10/21/11)
Digs	10, last vs ASU (11/4/11)
Blocks	1 vs UALR (10/7/11)

3 • SARAH WILLEY • 5-8 • SR • DS • WICHITA, KAN. (MAIZE HS)News & Notes

2011: Ranks 4th in SBC in digs and 10th in aces ... SBC Player of the Week (Oct. 24) ... Posted 7.43 digs per set combined at USA & Troy - most by an SBC player in 2-match span ... Posted double-digit digs in 16 of last 17 matches ... Islander Invite & NT Invitational all-tournament teams ... Owns six 20-plus dig matches in 2011 ... Ranks 2nd in school history in career digs ... Opened 2011 with 25 dig outing at Lamar ... Tallied 4.45 DPS with .977 reception percentage at Lamar Invite ... 2010: Became just the 2nd player in school history to record a 500-dig season with 559 in 2010.

Career Highs

Kills	1, last vs Denver (10/10/11)
Attacks	3, last vs UALR (11/5/10)
Attack %	(min 5 attacks)
Assists	7, last vs ULM (10/16/10)
Aces	4, last vs UALR (11/6/11)
Digs	30 vs UTSA (10/12/10)
Blocks	-

4 • MADISON BARR • 6-0 • SR • OH • SOUTHLAKE, TEXAS (EASTERN ILLINOIS)News & Notes

2011: Has 12 starts on the year ... Posted 11 kills on .550 hitting at Lamar - both career highs ... Sent back 5 blocks vs HBU ... Started all three matches at Lamar Invite ... 2010: Posted a breakout match against UT Martin with eight kills and 22 attacks - both career highs ... Hit a season-high .227 in that UT Martin match ... Recorded 12 total kills on the season in 11 sets played ... Also tallied six digs on the year, including a season-best four against Jackson State ... Earned her lone start of the year against Jackson State.

Career Highs

Kills	11 vs Lamar (8/26/11)
Attacks	22, last vs HBU (8/27/11)
Attack %	.550 vs Lamar (8/26/11)
Assists	1, last vs ULM (9/30/11)
Aces	3 vs Kansas (9/11/09)
Digs	7 vs SMSU (9/2/09)
Blocks	5 vs HBU (8/27/11)

5 • ASHLEE HORVATH • 5-6 • SO • L/DS • PLANO, TEXAS (PLANO EAST HS)News & Notes

2011: Has 3 digs on the year in 4 sets ... 2010: Racked up 27 digs in 26 sets in 2010, good for 1.04 digs per set, which ranked 8th at NT ... Breakout match against Tennessee Martin featured a career-best 11 digs, making her one of eight NT players with a double-digit dig outing ... Also tallied five digs against Syracuse ... Earned her first career start against Sun Belt rival ULM ... Landed a pair of aces against Troy, and had three on the year ... High School: In 2009, Horvath led Plano East and ranked 25th among DFW 5A players with 391 total digs.

Career Highs

Kills	-
Attacks	1, last vs. Syracuse (9/3/10)
Attack %	(min 5 attacks)
Assists	1 vs. Texas State (9/10/10)
Aces	2 vs. Troy (10/22/10)
Digs	11 vs. UT Martin (9/11/10)
Blocks	-

7 • MELANIE BOYKINS • 6-1 • SR • MB • FORT WORTH, TEXAS (EASTERN ILLINOIS)News & Notes

2011: 7th in school history with .257 career attack % ... 20 kills on .500 hitting vs ASU & UALR ... Islander Classic MVP after posting 3.1 kills on .359 hitting ... 2nd on the team with 59 blocks ... Set a career-high with 14 kills on .609 hitting vs UTA ... 24 kills, 6 blocks at Lamar Invite ... 2010: Finished her junior campaign ranked third at NT with 262 kills ... An accurate attacker, Boykins ranked 2nd on the team with a .252 hitting percentage ... Racked up 75 total blocks on the year, which trailed only Rachele Wilson at NT ... Tallied 10 double-digit kill performances.

Career Highs

Kills	14, last vs FAU (9/25/11)
Attacks	39 vs Troy (10/22/11)
Attack %	.667 vs SELA (8/27/10)
Assists	2 vs. SELA (8/27/10)
Aces	2, last vs. ULM (10/14/11)
Digs	9 vs. UTSA (9/11/10)
Blocks	7, last vs. FIU (9/25/11)

MEAN GREEN UPDATES

8 • KENDALL WHITSON • 5-8 • SO • DS • ARLINGTON, TEXAS (UT ARLINGTON)

News & Notes

2011: 1 of 7 NT players with at least 87 digs ... Tallied first double-digit dig match at TAMUCC (10 digs) ... Earned first career start vs Towson ... Owns a deceptive serve, posting 3 aces at Lamar Invite ... 2010 UTA: Played in every set, and ranked 5th at UTA with 263 digs (2.19 per set) ... Boasting a stellar serve, Whiston attempted more serves than any other Maverick (498) and ranked 2nd with 23 aces ... Tallied a career-high four aces against Texas State ... Recorded at least five digs in 28 matches, including 12 double-digit performances.

Career Highs

Kills	1 vs ULL (10/2/11)
Attacks	1, last vs UALR (10/7/11)
Attack %	(min 5 attempts)
Assists	2 vs TAMUCC (9/10/11)
Aces	2 vs Texas Southern (8/27/11)
Digs	10 vs TAMUCC (9/10/11)
Blocks	-

9 • CHRISSEY JOHNSON • 5-6 • JR • DS • AUSTIN, TEXAS (TEXAS LUTHERAN)

News & Notes

2011: Reached the 100 dig plateau vs Louisiana-Lafayette ... First start of the year vs Towson ... Posted 4 double-digit dig outings, including 15 digs in Towson win ... 2010: Ranked 5th on the squad with 170 digs as a standard on the Mean Green back line ... Tallied a trio of double-digit dig outings, including a career-high 16 digs at UT San Antonio ... Had at least two digs in all but five matches in '10, and had 20 matches of at least five digs ... Saw action in 31 matches (109 sets), and earned starts in 14 outings ... Texas Lutheran: Ranked third on the squad with 302 digs in 2009.

Career Highs

Kills	2 vs Northwestern St. (9/4/10)
Attacks	3 vs Northwestern St. (9/4/10)
Attack %	(min. 5 attacks)
Assists	4 vs Alabama (9/10/10)
Aces	1, last vs Texas Tech (9/19/11)
Digs	16 vs UTSA (9/12/10)
Blocks	-

10 • RACHELLE WILSON • 6-0 • JR • MB • ALEDO, TEXAS (IONA COLLEGE)

News & Notes

2011: Currently out with an injury ... 2010: Hit a team-high .284 on the season, and was 2nd on the squad with 325 kills ... Played in every set (129) in 2010, and recorded at least three kills in each match ... Hit .400 or better in 10 matches this year, and the the Mean Green was 8-2 in those matches ... NT's biggest blocking threat with 97 total blocks (20 solo, 77 assisted) ... Posted four matches of at least five blocks, including six blocks against Northwestern State and UALR ... Started every match at middle blocker ... 18 matches of double-figure kills, including career-high 16 kills at Middle Tennessee.

Career Highs

Kills	16 vs. ULL (10/15/10)
Attacks	37 vs. Arkansas State (11/6/10)
Attack %	.500, last vs Denver (11/12/10)
Assists	2, last vs. Denver (10/16/10)
Aces	-
Digs	5 vs. ULL (10/15/10)
Blocks	8 vs. UTSA (8/28/09)

11 • COURTNEY WINDHAM • 6-3 • SO • OH • CYPRESS, TEXAS (BAYLOR)

News & Notes

2011: Career-high 5 blocks at former school Baylor ... Mean Green Classic All-Tournament Team ... 19 kills in 3 sets against Kennesaw State ... 4th at NT with 2.30 KPS ... Posted three clutch kills in crunch time of UTA win ... Potent attacking threat with 14 & 15 kill outings at Lamar Invite ... Baylor 2010: Saw action in two matches - Jacksonville and the Sun Belt's Florida Atlantic ... Tallied one attack on the year ... Was apart of a Baylor team that ranked No. 3 nationally in digs per set, and finished sixth overall in the Big 12 standings ... Cy-Creek High School: Helped Cy-Creek to the District 15-5A title as a freshman.

Career Highs

Kills	19 vs Kennesaw State (9/17/11)
Attacks	44 vs Lamar (8/26/11)
Attack %	.609 vs Texas Southern (8/27/11)
Assists	-
Aces	-
Digs	5 vs Houston Baptist (8/27/11)
Blocks	5 vs Denver (10/10/11)

12 • SHELLEY MORTON • 5-11 • SR • OH • FALLBROOK, CALIF. (PALOMAR JC)

News & Notes

2011: 23 kills on 60 attacks vs ULM - both career highs ... 12 straight matches of double-digit kills, eight of which have been double-doubles ... Ranks 7th in the Sun Belt in kills after returning from injury ... Returned to action for Mean Green Classic and earned All-Tournament ... 2010: Will be one of just four SBC returners in 2011 that tallied at least 230 kills and 240 digs ... One of just four Mean Green players to record that feat since 2000, she joins Katy Prokof (04, 05, 06, 07), Corina Marginas (02, 03) and Jill Ruskowski (02, 03).

Career Highs

Kills	23 vs ULM (10/14/11)
Attacks	63 vs Troy (10/22/11)
Attack %	.556 vs ULM (10/16/10)
Assists	3, last vs FIU (9/23/11)
Aces	4 vs ULM (9/30/11)
Digs	19, last vs ULM (9/30/11)
Blocks	4 vs MTSU (10/29/10)

13 • HALLIE MCDONALD • 6-2 • FR • MB • SPRING, TEXAS (KLEIN OAK HS)

News & Notes


2011: Career-high 13 kills vs ULM ... Back-to-back matches of 11 kills at ULM, ULL ... 1 of 3 to start every match of the season ... 3 matches of 5+ blocks ... Stellar weekend at Lamar Invite - 25 kills on team-high .298 hitting - earned All-Tourney honors ... Team-best 5 aces, 8 blocks at Lamar Invite ... 2010: Under Armour Girls' High School All-America Volleyball Watch List in 2010 ... Led Klein Oak to an undefeated District 13-5A season, and a 38-3 record overall in 2010 ... Posted 427 kills, 117 digs, 63 blocks and 39 aces as a senior.

Career Highs

Kills	13 vs Troy (10/22/11)
Attacks	33 vs ULM (10/14/11)
Attack %	.800 vs Texas Southern (8/27/11)
Assists	2 vs Texas Southern (8/27/11)
Aces	3 vs Texas Southern (8/27/11)
Digs	6 vs Lamar (8/26/11)
Blocks	6 vs Towson (9/10/11)

MEAN GREEN UPDATES

14 • EBONI GODFREY • 5-7 • FR • OH • ROUND ROCK, TEXAS (STONY POINT HS)


News & Notes

2011: NT's lead attacker with 340 kills, ranks 2nd in aces with 23 ... Lamar Invite and Islander Classic all-tournament teams ... Also a defensive asset with 2.49 dps ... Has started every match ... 2010: Texas Sports Writers Association Third-Team All-State ... Texas Girls Coaches Association All-Star ... Austin American-Statesman First Team All-Central Texas ... District 16-5A MVP ... Under Armour Girls' High School All-America Volleyball Watch List ... Posted a school record 639 kills in 2010 ... Owns the Stony Point career kills record with 1,476.

Career Highs

Kills	21 vs Towson (9/10/11)
Attacks	74 vs Towson (9/10/11)
Attack %	.647 vs Texas Southern (8/27/11)
Assists	3 vs TAMUCC (9/10/11)
Aces	4 vs UALR (11/6/11)
Digs	21 vs TAMUCC (9/10/11)
Blocks	4, last vs Towson (9/10/11)

15 • ANALISSE SHANNON • 6-0 • FR • OH • SAN ANTONIO, TEXAS (LADY BIRD HS)


News & Notes

2011: Expected to redshirt with an injury ... 2010: Texas Girls Coaches Association All-State ... San Antonio Express-News All-Area Super Team ... First-Team All-Area ... Unanimous District 26-5A MVP ... Under Armour Girls' High School All-America Volleyball Watch List ... Seguin Tournament MVP ... Led the Jaguars of San Antonio's Lady Bird Johnson High School to its first-ever playoff berth after piling up 22 kills and 28 digs in the clinching match ... She earned the San Antonio Express-News Player of the Week award for those feats, which gave Johnson its 32-10 regular-season record.

Career Highs

Kills	-
Attacks	-
Attack %	(min 5 attacks)
Assists	-
Aces	-
Digs	-
Blocks	-

16 • LIZ POWELL • 5-9 • FR • S • KANSAS CITY, MO. (BISHOP MEIGE HS)

News & Notes

2011: First career double-double at ULM (24 asst., 11 digs) ... First full match vs Jackson State and produced 40 assists ... Earned her first career start against No. 17 Oklahoma ... Has produced 5.95 assists per set in 16 sets ... 2010: Kansas Volleyball Association Class 5A All-State First Team ... Kansas 5A All-State Tournament team ... Led the state of Kansas with 1,072 assists in 2010 ... Kansas City Star All-Metro Volleyball Team ... Under Armour Girls' High School All-America Volleyball Watch List ... Powell led Kansas City's Bishop Meige to its third consecutive 5A state title ... Piled up 138 assists in the state tourney

Career Highs

Kills	1, last vs WKU (10/29/11)
Attacks	6 vs WKU (10/29/11)
Attack %	-.167 vs WKU (10/29/11)
Assists	40 vs Jackson State (9/17/11)
Aces	1 vs Jackson State (9/17/11)
Digs	11 vs ULM (9/30/11)
Blocks	-

17 • KAYLA SAEY • 5-10 • SR • S • ROCKTON, ILL. (HONONEGAH HS)

News & Notes

2011: Ranks 3rd in school history in career assists, and 10th in career digs ... Career-best 66 assists vs ULM ... Three straight years of 990 assists, 200 digs ... Owns 2 of the top 10 assist seasons in NT history ... 2010: Earned Second-Team All-Sun Belt honors ... Led the Sun Belt and ranked 20th in the nation with 11.31 assists per set ... Posted 1,459 assists in her junior season, which is the 3rd best season in school history, and the 14th best season by any player nationwide since the NCAA switched to the current 25 point scoring format in 2008.

Career Highs

Kills	6, last vs. ULL (10/16/11)
Attacks	12, last vs. Troy (10/22/11)
Attack %	1.000 vs. ULL (10/16/11)
Assists	66 vs. ULM (10/14/11)
Aces	5 vs. SFA (9/22/09)
Digs	23 vs. Denver (10/12/10)
Blocks	6 vs. Southern Miss (9/19/08)

25 • LACY REASONS • 6-0 • SR • OH • EDMOND, OKLA. (SANTA FE HS)

News & Notes

2011: Stellar Senior Day outing with 7 kills and career-high 4 blocks ... Career-high 15 kills at ULM ... Louisiana weekend featured 24 kills on .304 hitting ... Started two of the three matches of the Islander Classic ... 2010: Continued to mold her all-around game with 51 kills and 80 digs in 27 matches played in 2010 ... Exploded at Denver with a career highs in kills (14), attacks (35), assists (4), digs (16) and blocks (4) ... Tallied four kills on .800 hitting against Prairie View A&M ... Also upped her reception percentage to .949 thanks to just one error in the season's final 10 matches.

Career Highs

Kills	15 vs. ULM (9/30/11)
Attacks	35 vs. Denver (10/12/10)
Attack %	.800 vs. Prairie View (9/17/10)
Assists	4 vs. Denver (10/12/10)
Aces	2, last vs. Tenn. Tech (9/4/10)
Digs	16 vs. Denver (10/12/10)
Blocks	4, last vs. UALR (11/6/10)

2010 INDIVIDUAL & TEAM STATS

#	Player	sp	Attack				pct	Set		Serve			Dig		Blocking					points			
			k	k/s	e	ta		a	a/s	sa	se	sa/s	re	dig	dig/s	bs	ba	total	blk/s		be	bhe	
14	Godfrey, Eboni	111	340	3.06	200	1120	.125	15	0.14	23	66	0.21	10	276	2.49	4	25	29	0.26	12	0	-	
7	Boykins, Melanie	112	271	2.42	94	675	.262	2	0.02	11	15	0.10	0	45	0.40	5	54	59	0.53	7	0	-	
11	Windham, Courtney	99	228	2.30	121	619	.173	0	0.00	0	0	0.00	0	34	0.34	8	33	41	0.41	7	2	-	
13	McDonald, Hallie	112	213	1.90	88	560	.223	4	0.04	7	16	0.06	0	27	0.24	4	59	63	0.56	5	0	-	
12	Morton, Shelley	59	191	3.24	88	560	.184	10	0.17	11	29	0.19	8	138	2.34	2	14	16	0.27	0	1	-	
25	Reasons, Lacy	57	69	1.21	37	200	.160	3	0.05	0	1	0.00	1	31	0.54	2	16	18	0.32	3	1	-	
4	Barr, Madison	61	59	0.97	48	202	.054	2	0.03	0	1	0.00	6	10	0.16	1	16	17	0.28	4	0	-	
17	Saey, Kayla	103	53	0.51	28	144	.174	10	12	9.83	8	22	0.08	0	203	1.97	2	19	21	0.20	6	16	-
3	Willey, Sarah	111	3	0.03	1	6	.333	66	0.59	30	33	0.27	26	478	4.31	0	0	0	0.00	0	3	-	
2	Allen, May	40	2	0.05	1	7	.143	53	1.33	3	14	0.08	1	75	1.88	0	1	1	0.03	1	2	-	
16	Powell, Liz	27	2	0.07	2	9	.000	137	5.07	1	3	0.04	0	26	0.96	0	0	0	0.00	0	8	-	
1	Lamb, Addason	65	1	0.02	1	4	.000	6	0.09	8	15	0.12	18	122	1.88	0	1	1	0.02	0	0	-	
8	Whitson, Kendall	77	1	0.01	1	6	.000	3	0.04	8	9	0.10	9	87	1.13	0	0	0	0.00	0	2	-	
9	Johnson, Chrissy	77	1	0.01	1	4	.000	6	0.08	2	1	0.03	6	127	1.65	0	0	0	0.00	0	1	-	
5	Horvath, Ashlee	4	0	0.00	0	0	.000	0	0.00	0	0	0.00	0	3	0.75	0	0	0	0.00	0	0	-	
NORTH TEXAS		112	1434	12.80	711	4117	.176	1319	11.78	112	225	1.00	101	1682	15.02	28	238	147.0	1.31	45	36	-	
Opponents		112	1355	12.10	599	3840	.197	1233	11.01	101	217	0.90	112	1644	14.68	51	399	250.5	2.24	63	39	-	

Team Statistics	NT	OPP	Date	Opponent	Score	Score by set	Att.
ATTACK			Aug 26	at Lamar University	w 3-1	26-24,27-29,25-22,25-19	648
Kills	1434	1355	Aug 27	vs Houston Baptist	L 1-3	25-22,22-25,15-25,25-27	109
Errors	711	599	Aug 27	vs Texas Southern	w 3-0	25-11,25-12,25-11	87
Total Attacks	4117	3840	Aug 30	UT ARLINGTON	w 3-0	25-18,25-17,29-27	522
Attack Pct	.176	.197	Sep 02	SAM HOUSTON STATE	L 1-3	17-25,22-25,25-23,20-25	481
Kills/Set	12.8	12.1	Sep 03	OKLAHOMA	L 0-3	8-25,19-25,12-25	512
SET			Sep 03	CINCINNATI	L 0-3	21-25,18-25,15-25	415
Assists	1319	1233	Sep 05	STEPHEN F AUSTIN	w 3-0	25-23,25-14,25-21	521
Assists/Set	11.8	11.0	Sep 09	vs UTPA	w 3-0	25-20,25-19,25-15	0
SERVE			Sep 10	vs TOWSON	w 3-1	25-19,23-25,28-26,25-23	0
Aces	112	101	Sep 10	at A&M-Corpus Christi	w 3-2	12-25,25-15,25-23,20-25,15-8	547
Errors	225	217	Sep 16	TEXAS STATE	L 0-3	19-25,24-26,16-25	556
Attempts	2452	2473	Sep 17	JACKSON STATE	w 3-0	25-18,27-25,25-20	427
Serve Pct	.908	.912	Sep 17	KENNESAW STATE	w 3-0	25-14,29-27,25-13	351
Aces/Set	1.0	0.9	Sep 19	TEXAS TECH	L 1-3	25-19,15-25,14-25,21-25	619
SERVE RECEPTIONS			*Sep 23	FIU	L 1-3	15-25,25-21,18-25,19-25	517
Errors	101	112	*Sep 25	FLORIDA ATLANTIC	w 3-2	25-13,17-25,25-17,17-25,15-12	367
Errors/Set	0.9	1.0	*Sep 30	at ULM	L 2-3	25-18,24-26,23-25,25-20,13-15	203
Attempts	2236	2202	*Oct 02	at Louisiana	L 1-3	17-25,29-31,25-23,25-27	248
Reception Pct	.955	.949	*Oct 07	at UALR	L 0-3	17-25,19-25,15-25	300
DEFENSE			*Oct 08	at Arkansas State	L 0-3	21-25,22-25,12-25	203
Digs	1682	1644	*10/10/11	DENVER	w 3-1	25-21,27-25,23-25,28-26	482
Digs/Set	15.0	14.7	Oct 11	at Baylor	L 0-3	15-25,21-25,16-25	501
BLOCKING			*Oct 14	ULM	w 3-2	25-15,25-20,21-25,30-32,15-9	415
Block Solo	28	51	*Oct 16	LOUISIANA	L 2-3	28-26,18-25,21-25,25-19,11-15	628
Block Assist	238	399	*Oct 21	at South Alabama	w 3-0	25-20,25-21,26-24	278
Total Blocks	147.0	250.5	*Oct 22	at Troy	w 3-1	26-24,23-25,25-22,28-26	154
Blocks/Set	1.3	2.2	*Oct 28	at Middle Tennessee	L 0-3	13-25,20-25,17-25	305
Block Errors	45	63	*Oct 29	at WKU	L 0-3	13-25,16-25,17-25	237
Ball handling errors	36	39	*Nov 04	ARKANSAS STATE	w 3-0	25-21,25-19,25-15	419
ATTENDANCE			*Nov 06	UALR	w 3-0	25-14,25-19,25-23	523
Total	7755	3624	Record in 3-set matches:9-8 • Record in 4-set matches:4-5 • Record in 5-set matches:3-2				
Dates/Avg Per Date	16/485	11/329					
Neutral site #/Avg	4/49						
Current win streak	2	-					
Home win streak	2	-					

TEAM/OPPONENT MATCH-BY-MATCH STATS

Date	Opponent	Score	Kills	Errors	TA	Hit%	Assists	SA	SE	RE	Digs	Blocks	BS	BA	BE	BHE
Aug 26, 2011	at Lamar University	3-1	64/59	21/27	173/177	.249/.181	62/52	3/1	11/10	1/3	84/72	3.0/8.0	0/1	6/14	2/3	0/0
Aug 27, 2011	vs Houston Baptist	1-3	40/49	34/27	153/157	.039/.140	31/45	2/10	4/14	10/2	71/68	11.0/9.0	2/2	18/14	5/5	0/0
Aug 30, 2011	vs Texas Southern	3-0	46/12	7/12	74/53	.527/.000	38/10	11/2	13/4	2/11	27/17	1.0/3.0	0/1	2/4	0/2	0/1
Aug 30, 2011	UT ARLINGTON	3-0	46/34	18/21	108/94	.259/.138	39/30	3/3	7/6	3/3	36/36	2.0/3.0	1/0	2/6	2/3	0/1
Sep 02, 2011	SAM HOUSTON STATE	1-3	49/54	27/22	141/125	.156/.256	45/50	2/8	7/9	8/2	44/56	5.0/12.0	0/1	10/22	2/1	1/1
Sep 03, 2011	OKLAHOMA	0-3	23/34	32/9	92/70	-.098/.357	21/30	2/4	2/4	4/2	24/30	1.0/12.5	0/2	2/21	0/2	0/1
Sep 03, 2011	CINCINNATI	0-3	28/48	12/19	76/96	.211/.302	28/45	1/6	5/5	6/1	27/29	4.0/3.0	1/0	6/6	3/0	1/0
Sep 05, 2011	STEPHEN F AUSTIN	3-0	35/33	17/23	94/93	.191/.108	30/31	4/0	7/11	0/4	31/36	5.0/6.0	2/3	6/6	2/2	1/1
Sep 09, 2011	vs UTPA	3-0	44/21	23/17	108/101	.194/.040	41/18	2/1	4/6	1/2	55/35	3.0/7.0	0/1	6/12	0/2	1/5
Sep 10, 2011	vs TOWSON	3-1	56/57	22/32	164/172	.207/.145	51/53	2/2	10/4	2/2	67/72	6.0/6.0	0/1	12/10	4/3	0/5
Sep 10, 2011	at A&M-Corpus Christi	3-2	61/57	23/26	177/180	.215/.172	60/53	2/7	4/5	7/2	88/73	6.0/10.0	2/1	8/18	2/2	5/1
Sep 16, 2011	TEXAS STATE	0-3	38/35	27/10	111/90	.099/.278	35/28	3/6	6/7	6/3	43/37	2.0/9.0	0/4	4/10	1/1	1/0
Sep 17, 2011	JACKSON STATE	3-0	45/35	17/18	110/102	.255/.167	44/34	8/0	5/3	0/8	45/43	4.0/5.0	1/0	6/10	1/5	3/2
Sep 17, 2011	KENNESAW STATE	3-0	51/23	20/20	108/83	.287/.036	43/22	3/3	8/3	3/3	38/29	6.0/5.0	3/0	6/10	0/3	0/1
Sep 19, 2011	TEXAS TECH	1-3	45/47	25/15	118/102	.169/.314	40/45	7/3	14/8	3/7	38/41	4.0/9.0	2/1	4/16	1/2	2/0
Sep 23, 2011	FIU	1-3	41/51	29/26	161/146	.075/.171	40/47	3/1	12/4	1/3	62/77	8.0/12.0	2/0	12/24	3/2	0/0
Sep 25, 2011	FLORIDA ATLANTIC	3-2	54/36	34/28	151/131	.132/.061	51/33	8/8	10/8	8/8	61/49	9.0/9.0	2/1	14/16	2/1	4/1
Sep 30, 2011	at ULM	2-3	69/61	32/23	211/179	.175/.212	62/55	6/0	10/10	0/6	86/91	5.0/7.0	0/0	10/14	0/0	0/0
Oct 02, 2011	at Louisiana	1-3	59/59	27/19	165/163	.194/.245	58/54	0/5	10/12	5/0	76/70	5.0/11.0	2/3	6/16	2/6	3/4
Oct 07, 2011	at UALR	0-3	29/46	18/11	98/105	.112/.333	27/44	2/3	4/7	3/2	43/45	3.0/7.0	0/6	6/2	2/2	0/0
Oct 08, 2011	at Arkansas State	0-3	33/43	24/7	108/97	.083/.371	30/35	1/1	3/9	1/1	36/39	2.0/10.0	0/4	4/12	0/0	0/1
10/10/11	DENVER	3-1	57/51	28/28	154/145	.188/.159	54/50	4/3	9/9	3/4	62/62	6.0/13.0	0/2	12/22	2/1	3/3
Oct 11, 2011	at Baylor	0-3	34/40	25/10	131/114	.069/.263	31/32	1/1	6/3	1/1	62/62	0.0/4.0	0/0	0/8	0/2	2/4
Oct 14, 2011	ULM	3-2	75/55	35/25	200/165	.200/.182	72/50	9/1	7/5	1/9	77/72	4.0/11.0	1/3	6/16	0/0	0/1
Oct 16, 2011	LOUISIANA	2-3	66/63	31/23	179/168	.196/.238	56/55	1/4	4/10	4/1	70/76	4.0/12.0	0/1	8/22	3/2	4/1
Oct 21, 2011	at South Alabama	3-0	40/39	12/19	122/132	.230/.152	40/37	3/3	10/9	3/3	65/60	4.0/7.0	1/1	6/12	0/2	1/2
Oct 22, 2011	at Troy	3-1	68/55	32/18	207/183	.174/.202	63/51	6/2	6/5	2/6	97/94	6.0/13.5	0/5	12/17	0/1	1/3
Oct 28, 2011	at Middle Tennessee	0-3	32/42	23/7	116/99	.078/.354	30/38	0/1	8/9	1/0	39/42	4.0/11.5	1/2	6/19	1/2	1/0
Oct 29, 2011	at WKU	0-3	26/50	13/14	107/109	.121/.330	25/49	0/9	2/6	9/0	40/54	8.5/6.0	2/3	13/6	2/2	1/0
Nov 04, 2011	ARKANSAS STATE	3-0	44/36	10/23	97/106	.351/.123	41/31	4/1	8/3	1/4	43/36	7.5/4.0	2/0	11/8	2/3	0/0
Nov 06, 2011	UALR	3-0	36/30	13/20	103/103	.223/.097	31/26	9/2	9/9	2/9	45/41	8.0/5.0	1/2	14/6	1/1	1/1

Note: Match totals are displayed in the format TEAM/OPPONENT for each category

2010 SUN BELT WEST DIVISION CHAMPIONS

16-15 OVERALL, 7-8 SUN BELT

BOX SCORES

Match 1 North Texas 3 vs Lamar 1 Lamar Invitational Beaumont, Texas. Box score table with columns S, K, E, TA, Pct and A, SA, SE, RE, D, BS, BA, BE, HE.

Match 2 Houston Baptist 3 vs North Texas 1 Lamar Invitational Beaumont, Texas. Box score table with columns S, K, E, TA, Pct and A, SA, SE, RE, D, BS, BA, BE, HE.

Match 3 North Texas 3 vs Texas Southern 0 Lamar Invitational Beaumont, Texas. Box score table with columns S, K, E, TA, Pct and A, SA, SE, RE, D, BS, BA, BE, HE.

Match 4 North Texas 3 vs UT Arlington 0 Mean Green Volleyball Center Denton, Texas. Box score table with columns S, K, E, TA, Pct and A, SA, SE, RE, D, BS, BA, BE, HE.

2010 SUN BELT WEST DIVISION CHAMPIONS

16-15 OVERALL, 7-8 SUN BELT

BOX SCORES

Match 9
Islander Classic
North Texas 3 vs UT-Pan American 0
Corpus Christi, Texas

Table with 15 columns: Player Name, S, K, E, TA, Pct, A, SA, SE, RE, D, BS, BA, BE, HE. Rows include Boykins, Melanie; Windham, Courtney; McDonald, Hallie; Godfrey, Eboni; Saeey, Kayla; Reasons, Lacy; Lamb, Addason; Willey, Sarah; Whitson, Kendall; Johnson, Chrissy; and Totals.

Table with 15 columns: Player Name, S, K, E, TA, Pct, A, SA, SE, RE, D, BS, BA, BE, HE. Rows include Holman, Ijanae; Miller, Shauna; Kliefoth, Maria; McNamee, Michelle; Freitas, Krysta; Davis, Saraah; Franzen, Juri; Garcia, Kristi; Landry, Ashsten; Singleton, Macey; Reynolds, Diara; and Totals.

SET SCORES table showing 1 set for North Texas and 0 for UT-Pan American, with set scores of 25-25, 25-15, and 5-4.

Match 10
Islander Classic
North Texas 3 vs Towson 1
Corpus Christi, Texas

Table with 15 columns: Player Name, S, K, E, TA, Pct, A, SA, SE, RE, D, BS, BA, BE, HE. Rows include Boykins, Melanie; Whitson, Kendall; Johnson, Chrissy; McDonald, Hallie; Godfrey, Eboni; Saeey, Kayla; Lamb, Addason; Willey, Sarah; Barr, Madison; Windham, Courtney; Reasons, Lacy; and Totals.

Table with 15 columns: Player Name, S, K, E, TA, Pct, A, SA, SE, RE, D, BS, BA, BE, HE. Rows include Buck, Katy; Machos, Marta; Van Ass, Dayane; Gansor, Susan; Kirven, Aubrey; Kelikoa, I'ishah; Sekerak, Paige; Schulz, Evan; Niehoff, Stacey; TEAM; and Totals.

SET SCORES table showing 1 set for North Texas and 4 for Towson, with set scores of 25-19, 23-25, 28-26, and 25-23.

Match 11
Islander Classic
North Texas 3 vs TAMU-CC 2
Corpus Christi, Texas

Table with 15 columns: Player Name, S, K, E, TA, Pct, A, SA, SE, RE, D, BS, BA, BE, HE. Rows include Boykins, Melanie; Windham, Courtney; McDonald, Hallie; Godfrey, Eboni; Saeey, Kayla; Reasons, Lacy; Lamb, Addason; Allen, May; Willey, Sarah; Barr, Madison; Whitson, Kendall; Johnson, Chrissy; and Totals.

Table with 15 columns: Player Name, S, K, E, TA, Pct, A, SA, SE, RE, D, BS, BA, BE, HE. Rows include Hullum, Shannon; Alverson, Brooke; Phelps, Ashley; Brink, Brianna; Bourque, Logen; Chavis, Tina; Coppedge, Shelby; Nolan, Micah; Ramirez, Renee; and Totals.

SET SCORES table showing 1 set for North Texas and 5 for TAMU-CC, with set scores of 12-25, 25-25, 20-15, 25-8, and 5-5.

Match 12
Mean Green Volleyball Classic
North Texas 0 vs Texas State 3
Denton, Texas

Table with 15 columns: Player Name, S, K, E, TA, Pct, A, SA, SE, RE, D, BS, BA, BE, HE. Rows include Boykins, Melanie; Johnson, Chrissy; Morton, Shelley; McDonald, Hallie; Godfrey, Eboni; Saeey, Kayla; Lamb, Addason; Willey, Sarah; Barr, Madison; Whitson, Kendall; Windham, Courtney; Powell, Liz; Reasons, Lacy; TEAM; and Totals.

Table with 15 columns: Player Name, S, K, E, TA, Pct, A, SA, SE, RE, D, BS, BA, BE, HE. Rows include DeGeare, Lindy; Deardorff, Amari; McCorquodale, Caleig; Calhoun, Amber; Hilbun, Ashlee; James, Rachel; Whalen, Laura; Sanchou, Danielle; Toth, Melissa; Doyle, Rachel; TEAM; and Totals.

SET SCORES table showing 0 sets for North Texas and 3 for Texas State, with set scores of 25-19, 26-24, 25-16, and 7-5.

2010 SUN BELT WEST DIVISION CHAMPIONS

16-15 OVERALL, 7-8 SUN BELT

BOX SCORES

Match 29 E.A. Diddle Arena
North Texas 0 vs Western Kentucky 3 Bowling Green, Ky.

North Texas	S	K	E	TA	Pct	A	SA	SE	RE	D	BS	BA	BE	HE
7 Boykins, Melanie	3	2	0	13	.154	0	0	1	0	2	1	2	0	0
11 Windham, Courtney	3	4	2	15	.133	0	0	0	0	1	0	1	1	0
13 McDonald, Hallie	3	7	2	14	.357	0	0	0	0	0	1	2	1	0
14 Godfrey, Eboni	3	10	3	39	.179	0	0	1	2	6	0	3	0	0
17 Saey, Kayla	3	1	1	4	.000	11	0	0	0	5	0	2	0	0
25 Reasons, Lacy	2	0	0	8	.000	0	0	0	0	1	0	1	0	0
1 Lamb, Addason	3	0	0	0	.000	1	0	0	3	3	0	0	0	0
2 Allen, May	1	0	0	0	.000	1	0	0	0	1	0	0	0	0
3 Willey, Sarah	3	0	0	0	.000	2	0	0	1	12	0	0	0	0
4 Barr, Madison	3	1	3	8	-.250	0	0	0	0	0	0	2	0	0
8 Whitson, Kendall	1	0	0	0	.000	0	0	0	0	0	0	0	0	0
9 Johnson, Chrissy	2	0	0	0	.000	0	0	0	0	5	0	0	0	0
16 Powell, Liz	3	1	2	6	-.167	10	0	0	0	4	0	0	0	1
TEAM									3					
Totals.....	3	26	13	107	.121	25	0	2	9	40	2	13	2	1

Western Kentucky	S	K	E	TA	Pct	A	SA	SE	RE	D	BS	BA	BE	HE
1 Rogers, Sarah	3	0	0	0	.000	2	0	2	0	10	0	0	0	0
7 Elmore, Tiffany	3	7	2	13	.385	1	0	0	0	2	0	1	0	0
9 Wessel, Paige	3	8	2	17	.353	1	2	0	0	3	1	0	0	0
10 Williams, Lindsay	3	11	2	19	.474	0	0	0	0	2	0	2	0	0
12 Skinner, Jordyn	3	11	4	27	.259	1	0	0	0	11	0	2	0	0
14 Stutsman, Melanie	3	5	1	14	.286	41	2	2	0	11	2	0	1	0
2 Potts, Ashley	3	0	0	0	.000	3	5	1	0	9	0	0	0	0
3 Boyan, Heather	1	1	0	2	.500	0	0	0	0	0	0	0	0	0
5 Spears, Lindsay	2	0	0	0	.000	0	0	1	0	1	0	0	0	0
19 Pajakowski, Mollie	1	0	0	0	.000	0	0	0	0	0	0	0	0	0
22 Moran, Kacy	3	0	0	0	.000	0	0	0	0	2	0	0	0	0
23 Diggins, Janee'	3	7	3	17	.235	0	0	0	0	3	0	1	1	0
Totals.....	3	50	14	109	.330	49	9	6	0	54	3	6	2	0

SET SCORES	1	2	3	TEAM RECORDS
North Texas	13	16	17	14-15, 5-8 Sun Belt West
WKU	25	25	25	25-3, 12-1 Sun Belt East

Match 30 Mean Green Volleyball Center
North Texas 3 vs Arkansas State 0 Denton, Texas

North Texas	S	K	E	TA	Pct	A	SA	SE	RE	D	BS	BA	BE	HE
1 Lamb, Addason	1	0	0	0	.000	0	0	0	0	0	0	0	0	0
7 Boykins, Melanie	3	10	1	18	.500	0	1	1	0	3	1	3	1	0
13 McDonald, Hallie	3	8	3	13	.385	0	0	0	0	0	1	2	1	0
14 Godfrey, Eboni	3	8	4	29	.138	1	0	3	0	9	0	0	0	0
17 Saey, Kayla	3	2	0	3	.667	39	0	0	0	5	0	1	0	0
25 Reasons, Lacy	3	7	1	11	.545	0	0	0	0	0	0	2	0	0
2 Allen, May	3	0	0	0	.000	0	0	2	0	10	0	0	0	0
3 Willey, Sarah	3	0	0	0	.000	1	3	2	0	12	0	0	0	0
8 Whitson, Kendall	1	0	0	0	.000	0	0	0	0	0	0	0	0	0
9 Johnson, Chrissy	3	0	0	0	.000	0	0	0	0	1	4	0	0	0
11 Windham, Courtney	3	9	1	23	.348	0	0	0	0	0	0	3	0	0
Totals.....	3	44	10	97	.351	41	4	8	1	43	2	11	2	0

Arkansas State	S	K	E	TA	Pct	A	SA	SE	RE	D	BS	BA	BE	HE
1 Thompson, A'Zlynn	3	1	0	3	.333	10	0	0	0	1	0	2	0	0
2 Tipps, Ashley	3	3	4	9	-.111	0	0	0	0	0	0	0	1	0
4 Fielder, Cayla	3	7	4	16	.188	0	0	0	0	1	0	3	0	0
5 Szyplulski, Taylor	3	6	6	24	.000	0	1	2	1	7	0	0	1	0
6 Chaparro, Amanda	2	0	3	7	-.429	0	0	0	0	3	0	0	1	0
9 Crnic, Shelby	3	0	0	0	.000	1	0	0	2	5	0	0	0	0
8 Baska, Megan	3	0	0	0	.000	2	0	0	1	5	0	0	0	0
10 Terry, Jasmine	3	10	1	19	.474	0	0	0	0	2	0	2	0	0
15 Hodges, Kelsie	2	4	1	9	.333	0	0	0	0	0	0	1	0	0
17 Clark, Sadie	3	5	3	18	.111	0	0	0	0	4	0	0	0	0
22 Kearney, Allison	3	0	1	1	-.000	18	0	1	0	8	0	0	0	0
Totals.....	3	36	23	106	.123	31	1	3	4	36	0	8	3	0

SET SCORES	1	2	3	TEAM RECORDS
Arkansas State	21	19	15	19-8, 10-3 SBC West
North Texas	25	25	25	15-15, 6-8 SBC West

Match 31 Mean Green Volleyball Center
North Texas 3 vs UALR 0 Denton, Texas

North Texas	S	K	E	TA	Pct	A	SA	SE	RE	D	BS	BA	BE	HE
4 Barr, Madison	1	0	0	1	.000	0	0	0	0	0	0	0	0	0
7 Boykins, Melanie	3	10	0	20	.500	0	0	0	0	2	0	2	0	0
13 McDonald, Hallie	3	3	2	12	.083	0	0	0	0	0	0	4	0	0
14 Godfrey, Eboni	3	8	2	30	.200	1	4	4	0	7	0	0	0	0
17 Saey, Kayla	3	2	1	5	.200	25	0	1	0	8	0	2	1	0
25 Reasons, Lacy	3	7	3	20	.200	0	0	0	0	1	0	4	0	0
1 Lamb, Addason	3	0	1	1	-.000	0	1	2	1	10	0	0	0	0
2 Allen, May	3	0	0	0	.000	1	0	1	0	6	0	0	0	0
3 Willey, Sarah	3	0	0	0	.000	2	4	1	1	10	0	0	0	0
9 Johnson, Chrissy	1	0	0	0	.000	0	0	0	0	0	0	0	0	0
11 Windham, Courtney	3	6	4	14	.143	0	0	0	0	0	1	2	0	0
16 Powell, Liz	1	0	0	0	.000	2	0	0	0	1	0	0	0	1
Totals.....	3	36	13	103	.223	31	9	9	2	45	1	14	1	1

Trojans	S	K	E	TA	Pct	A	SA	SE	RE	D	BS	BA	BE	HE
3 Gantar, Paige	3	7	4	19	.158	0	1	1	0	3	0	1	0	0
6 Hein, Alexis	3	5	1	13	.308	0	0	1	0	0	0	3	0	0
7 Block, Kristi	3	5	1	11	.364	0	0	0	0	1	1	2	0	0
8 de Zoete, Marleen	3	3	0	5	.600	13	0	1	0	4	1	0	0	1
9 Begic, Edina	3	7	9	37	-.054	0	1	3	1	9	0	0	0	0
11 Xie, Eva	2	2	2	10	.000	0	0	0	0	1	0	0	1	0
1 Wyatt, Allison	3	0	2	3	-.667	1	0	2	1	5	0	0	0	0
2 Hodzic, Adisa	1	0	1	3	-.333	0	0	0	0	1	0	0	0	0
4 Souza Moura, Daniele	3	0	0	1	.000	2	0	1	2	7	0	0	0	0
5 Pepperman, Emily	3	0	0	0	.000	1	0	0	2	8	0	0	0	0
10 Schaedig, Sawyer	1	1	0	1	1.000	9	0	0	0	2	0	0	0	0
TEAM									3					
Totals.....	3	30	20	103	.097	26	2	9	9	41	2	6	1	1

SET SCORES	1	2	3	TEAM RECORDS
UALR	14	19	23	11-18, 5-9 SBC West
North Texas	25	25	25	16-15, 7-8 SBC West