



NORTH TEXAS BASKETBALL

Stephen Howard, Asst. Director Media Relations
Office: 940.369.8548 • Cell: 817.793.5199
stephen.howard@unt.edu • meangreensports.com

2009-10 SCHEDULE

NOVEMBER

| | | |
|----|----------------------|----------------|
| 13 | Cameron | W 80-62 |
| 18 | at UT Arlington | W 101-99 (2OT) |
| 21 | at Oklahoma State | L 82-68 |
| 24 | Jackson State | W 68-58 |
| 28 | at Boise State | L 79-73 |

DECEMBER

| | | |
|----|-------------------------------|----------------|
| 2 | Univ. of the Southwest | W 91-62 |
| 5 | at Rice | W 64-62 |
| 7 | at Texas A&M | L 75-65 |
| 13 | ULM* | 3 p.m. |
| 20 | Florida International* | 3 p.m. |
| 22 | Southeastern Louisiana | 7 p.m. |
| 28 | Texas Southern | 7 p.m. |
| 31 | at UALR* | 4:30 p.m. |

JANUARY

| | | |
|----|-------------------------|---------------|
| 2 | at Arkansas State* | 7 p.m. |
| 7 | at Louisiana-Lafayette* | 7 p.m. |
| 9 | New Orleans* | 7 p.m. |
| 14 | at Troy* | 7 p.m. |
| 16 | Arkansas State* | 7 p.m. |
| 21 | South Alabama* | 7 p.m. |
| 28 | at Western Kentucky* | 7 p.m. |
| 30 | at Middle Tennessee* | 7 p.m. |

FEBRUARY

| | | |
|----|-----------------------------|---------------|
| 4 | Florida Atlantic* | 7 p.m. |
| 6 | at Florida International* | 1 p.m. |
| 11 | at New Orleans* | 7 p.m. |
| 13 | Denver* | 7 p.m. |
| 15 | at Houston Baptist | 6 p.m. |
| 20 | UALR* | 3 p.m. |
| 25 | Louisiana-Lafayette* | 7 p.m. |
| 27 | at ULM* | 1 p.m. |

MARCH

| | | |
|-----|----------------------|-----|
| 6-9 | Sun Belt Tournament% | TBA |
|-----|----------------------|-----|

% Tournament held in Hot Springs, Ark.

* Sun Belt Conference Game

All times Central

UNBUCKLING THE SUN BELT AGAINST THE WARHAWKS



vs. ULM WARHAWKS (3-5, 0-0 Sun Belt)

Sunday, Dec. 13, 2009 • 3:00 p.m. CST
The Super Pit (10,500) • Denton, Texas
TV: NTTV (Denton Charter 22, Verizon 42)
Radio: KNTU (88.1-FM Denton), KWRD (100.7-FM DFW)
George Dunham (PBP), Hank Dickenson (Analyst)
Webcast & Live Stats: meangreensports.com
Series: ULM leads 27-17 • Last: NT 95-80 on Feb. 19, 2009

On Tap

North Texas picked up a crucial win over Rice on Saturday before falling at No. 16 Texas A&M on Monday. The Mean Green is now 2-1 against teams from the Lone Star state, and will have two more Texas opportunities versus Texas Southern and Houston Baptist later this year. Now NT puts its four-game home winning streak on the line in its Sun Belt opener against ULM. NT has won its last four meetings with the Warhawks.

Quick Hitters

- December has been a good time for Mean Green basketball, and not just because of the holidays. Over the last five years, North Texas is 22-9 (70.9 percent) in the month of December, including a 6-1 mark in 2006-07.

- Tony Hooper leads the ULM 3-point attack, which ranks 46th in the country. The Warhawks are shooting 39.6 percent from deep as a team, and Hooper is hitting 46.3 percent on 19-of-41 shooting.

ULM WARHAWKS probable starters

| Pos | No | Name | Ht | Wt | Yr | Hometown | Pts / Reb / Other |
|-----|----|------------------|------|-----|-----|-------------------|------------------------|
| G | 00 | Tony Hooper | 5-11 | 175 | Sr. | Houston | 12.9 / 4.1 / 46.3 3fg% |
| G | 5 | Dynile Forbes | 6-2 | 170 | Sr. | Freeport, Bahamas | 8.6 / 3.5 / 1.3 spg |
| G | 24 | Jarvis Hill | 6-2 | 190 | Jr. | Starkville, Miss. | 3.5 / 1.3 / 50.0 fg% |
| F | 22 | Lawrence Gilbert | 6-7 | 210 | Jr. | New Orleans, La. | 12.4 / 4.6 / 43.2 3fg% |
| F | 3 | Rudy Turner | 6-8 | 275 | Jr. | Alexandria, La. | 6.8 / 4.3 / 61.3 fg% |

NORTH TEXAS MEAN GREEN probable starters

| Pos | No | Name | Ht | Wt | Yr | Pts | Pts / Reb / Other |
|-----|----|------------------|------|-----|-----|------------------|-----------------------|
| G | 10 | Josh White | 5-10 | 175 | Jr. | Baton Rouge, La. | 16.9 / 3.1 / 4.6 apg |
| G | 14 | Tristan Thompson | 6-5 | 190 | Jr. | Angleton, Texas | 6.6 / 3.1 / 1.4 apg |
| G | 23 | Richard Thomas | 6-5 | 190 | Jr. | Rosedale, N.Y. | 6.8 / 2.1 / 84.6 ft% |
| F | 25 | Eric Tramiel | 6-7 | 230 | Sr. | Shreveport, La. | 12.6 / 5.0 / 50.0 fg% |
| F | 4 | George Odufwa | 6-8 | 240 | Jr. | Dallas | 9.4 / 10.6 / 52.1 fg% |

NORTH TEXAS off the bench

| Pos | No | Name | Ht | Wt | Yr | Pts | Pts / Reb / Other |
|-----|----|-------------------|------|-----|-----|-------------------|----------------------|
| G | 1 | Dominique Johnson | 5-10 | 162 | Sr. | Kansas City, Mo. | 6.8 / 1.8 / 2.3 apg |
| G | 3 | Alzee Williams | 6-4 | 168 | Fr. | Dallas | 1.9 / 1.0 / 2 steals |
| G | 11 | Antwone Matlock | 6-1 | 177 | Sr. | Dallas | 0 / 0.5 / 5 minutes |
| G | 12 | Nick Goff | 6-4 | 180 | Fr. | Columbus, Ohio. | 2.0 / 1.0 / 1-2 fg |
| C | 15 | Ben Knox | 6-10 | 221 | Fr. | Arlington, Texas | 1.0 / 0.8 / 2-2 fg |
| G | 20 | Collin Mangrum | 6-4 | 190 | Jr. | Howe, Texas | 7.3 / 0.8 / 55.2 fg% |
| G | 21 | Shannon Shorter | 6-4 | 200 | Jr. | Houston | 4.4 / 3.0 / 1.0 apg |
| F | 30 | Jacob Holmen | 6-8 | 220 | Fr. | Whitehouse, Texas | 7.4 / 2.8 / 45.1 fg% |
| F | 32 | Jamie Egenti | 6-8 | 265 | Jr. | Watauga, Texas | - |
| G | 33 | Tyler Hall | 6-2 | 175 | So. | Pampa, Texas | 2.0 / 0 / 4 minutes |
| F | 42 | Cameron Spencer | 6-8 | 264 | Jr. | Orange, Texas | 1.6 / 2.4 / 50.0 fg% |

ATHLETIC MEDIA RELATIONS

Eric Capper - Asst. AD/Media Relations
940-565-2476 • eric.capper@unt.edu

Stephen Howard - Asst. Director (MBB)
940-369-8548 • 817-793-5199 (cell)
stephen.howard@unt.edu

Media Information

Credentials

Working press credentials can be requested by contacting Stephen Howard (940-369-8548). Full-season and single-game passes will be mailed whenever possible. If not, they will be left at the Will Call table located at Gate C in the Super Pit.

Player Interviews

All interviews with North Texas players must be arranged through the Media Relations Office. Please contact Stephen Howard.

Johnny Jones Interviews

All interviews with North Texas head coach Johnny Jones must be arranged through the Media Relations Office. Please contact Stephen Howard.

Post-Game Interviews

The Mean Green locker room is closed after home games. Coach Jones and requested players will be available for interviews in the media room in the Super Pit after a brief cooling off period.

Practice Coverage

North Texas basketball practice is open to the media. Practice times are usually scheduled for 3:30-6 p.m. Players and coaches are available for interviews following each practice, on a prearranged basis through the athletic media relations office.

Quick Facts

Location: Denton, Texas
Founded: 1890
Enrollment: 36,206
Nickname: Mean Green
Colors: Green and White
Home Arena: The Super Pit (10,500)
Affiliation: Division I
Conference: Sun Belt
Head Coach: Johnny Jones (9th Year)
Record at North Texas: 131-115
Overall Record: 146-131
Program All-Time Record: 1,004-1,163-1

Fast Track To Five - The Mean Green took just seven games to pick up its fifth win of the season - a feat that North Texas has either topped or matched in each of the last four years. Aside from this four year stretch, NT has accomplished that feat on only two other occasions since the 1979-80 campaign. North Texas has won its last four home games dating back to last year.

Most Wonderful Time of the Year - December has been a good time for Mean Green basketball, and not just because of the holidays. Over the last five years, North Texas is 22-9 (70.9 percent) in the month of December, including a 6-1 mark in 2006-07 (the only loss came in double-overtime). NT is 2-1 and entering Sun Belt play so far this month.

Eric Has Awakened - Eric Tramiel has come alive over the last five outings, pouncing those opponents for 14.0 points per game on 52.6 percent shooting. The senior has reached double figures in each of those games, and is shooting 38.5 percent from 3-point, and has four assists, four blocks and four steals.

| Opponent | Pts | Att-Made | Reb. |
|-------------|-----|----------|------|
| Jackson St. | 15 | 6-9 | 5 |
| Boise St. | 14 | 5-8 | 4 |
| Rice | 10 | 3-10 | 7 |
| Texas A&M | 17 | 6-11 | 6 |

Threats From Three - North Texas presents a 3-point threat like few teams. The Mean Green has three players that rank in the top 10 in school history in career 3-point percentage. Dominique Johnson (40.2 percent) ranks fourth, Josh White (38.3) is seventh and Tristan Thompson (36.0) is 11th. Forward Eric Tramiel, who checks in a 6-foot-7, is also 10-of-28 (35.7) from deep in his career.

A Rare Miss Indeed - Josh White missed a couple of free throws at Texas A&M on Monday night, a rare occurrence for the junior who hadn't missed in the month of December since 2007. As a matter of fact, White is 71-of-77 (92.2 percent) from the stripe in the month of December in his career. White ranks No. 1 in school history with an 87.16 career free throw mark, and ranked second in the NCAA last year.

Look Out Blakeley! - With the win over Rice North Texas head coach Johnny Jones snagged his 131th win at NT, and is just three wins shy of tying Hall-of-Fame coach Bill Blakeley on the Mean Green coaching list.

INSIDE THE GAME

- North Texas and ULM are meeting for the 45th time, but the Mean Green has taken the last four dating back to 2006-07. The two schools joined the Southland Conference in the 1982-83 season and remained rivals until the Mean Green moved to the Big West in 1996-97. The Warhawks joined the Sun Belt in all sports in 2006-07, and own a 27-17 all-time edge over the Mean Green. NT fell in its first nine SLC games against ULM, but won the 1988 conference tournament with an 87-70 win over the Warhawks.

- North Texas will be opening the Sun Belt slate at home for the first time since 2005-06 when the Warhawks come to town on Sunday. The Mean Green is 5-4 in Sun Belt openers after last year's 78-64 win at Louisiana-Lafayette. NT is 94-129 all-time against current members of the Sun Belt Conference, and 68-90 since the Mean Green joined the league for the 2000-01 season.

- In the last meeting with ULM, Adam McCoy led six players scored in double-figures with 20 points in a 95-80 North Texas victory on Feb. 19, 2009 at the Super Pit. NT ran away from the Warhawks with a 57 percent shooting performance in the second half en route to a season-high 95 points. McCoy bagged eight points in a 12-2 run that put the game away for NT in the second.

- ULM has a 3-5 overall record, but has struggled to a 1-4 mark away from Fant Ewing Coliseum. The Warhawks knocked off Morehead State, 74-73, on the road, but fell at LSU, Oklahoma, Centenary and Alabama by an average of 17.4 points per game.

- Ten Warhawks are averaging double-digit minutes this year, led by former All-Sun Belt performer Tony Hooper. The senior is averaging 12.9 points per game in 28.1 minutes.

- Tony Hooper also leads the ULM 3-point attack, which ranks 46th in the country. The Warhawks are shooting 39.6 percent from deep as a team, and Hooper is hitting 46.3 percent on 19-of-41 shooting.

TALE OF THE TAPE

| Mean Green | Warhawks |
|------------|----------|
| 76.2 | 69.8 |
| +3.9 | -5.6 |
| 44.9 | 43.6 |
| 33.6 | 39.6 |
| 73.2 | 71.7 |
| +4.3 | -0.2 |
| 12.3 | 8.9 |
| 14.9 | 19.3 |
| 4.6 | 7.1 |
| 3.5 | 3.3 |

SUN BELT CONFERENCE

WEST DIVISION (through 12/8)

| Team | Conf. | Overall |
|--------------------|-----------------|-----------------|
| Denver | 0 0 .000 | 6 2 .750 |
| New Orleans | 0 0 .000 | 5 2 .714 |
| North Texas | 0 0 .000 | 5 3 .625 |
| UALR | 0 0 .000 | 4 5 .444 |
| Arkansas State | 0 0 .000 | 3 4 .429 |
| ULM | 0 0 .000 | 3 5 .375 |
| UL-Lafayette | 0 0 .000 | 2 4 .333 |

EAST DIVISION

| Team | Conf. | Overall |
|------------------|----------|----------|
| South Alabama | 0 0 .000 | 6 2 .750 |
| Troy | 0 0 .000 | 5 3 .625 |
| Western Kentucky | 0 0 .000 | 4 3 .571 |
| Florida Atlantic | 0 0 .000 | 3 3 .500 |
| Middle Tennessee | 0 0 .000 | 3 5 .375 |
| Florida Intl. | 0 0 .000 | 3 8 .273 |

TODAY IN THE SUN BELT

Dec. 13

Louisiana-Monroe at North Texas 3:00 PM
 SIU Edwardsville at MTSU..... 4:00 PM

NORTH TEXAS SBC RANKINGS (AS OF 12/8)

| Stat | NT | Rank | Leader |
|---------------------|-----------|---------|--------------|
| Scoring Off..... | 76.2..... | 2..... | Troy (85.0) |
| Scoring Def..... | 72.4..... | 9..... | UNO (60.6) |
| Scoring Margin..... | +3.9..... | 5..... | Troy (+11.0) |
| Free Throw Pct..... | 73.2..... | 3..... | MTSU (77.7) |
| FG Pct..... | 44.8..... | 5..... | DU (51.3) |
| FG Pct. Def..... | 42.8..... | 6..... | UNO (37.7) |
| 3-FG Pct..... | 33.6..... | 9..... | DU (42.4) |
| 3-FG Pct. Def..... | 33.1..... | 5..... | ASU (26.1) |
| Rebound Off..... | 38.4..... | 4..... | Troy (42.9) |
| Rebound Def..... | 34.4..... | 5..... | DU (30.3) |
| Reb. Margin..... | +4.0..... | 2..... | Troy (+7.9) |
| Blocked Shots..... | 3.5..... | 4..... | FAU (5.7) |
| Assists..... | 12.3..... | 8..... | UALR (14.6) |
| Steals..... | 4.6..... | 13..... | USA (9.3) |
| TO Margin..... | -2.1..... | 12..... | DU (+3.3) |
| A/TO Ratio..... | 0.8..... | 8..... | DU (1.3) |
| Off. Rebounds..... | 11.1..... | 9..... | Troy (14.9) |
| Def. Rebounds..... | 27.3..... | 2..... | Troy (28.0) |
| Def. Rebound %..... | 71.7..... | 2..... | UALR (72.3) |
| Off. Rebound %..... | 32.0..... | 9..... | Troy (40.9) |
| 3-FG's Made..... | 6.1..... | 8..... | Troy (8.6) |

INDIVIDUAL SBC RANKINGS (AS OF 12/8)

| NT Player | Stat | Number | Rank |
|-----------|-----------|--------|------|
| White | Minutes | 35.6 | 1 |
| | PPG | 16.9 | 4 |
| | Assists | 4.6 | 4 |
| | FT% | 86.7 | 7 |
| | A/TO | 1.4 | 8 |
| Odufuwa | Rebounds | 10.6 | 1 |
| | D-Rebound | 7.6 | 1 |
| | O-Rebound | 3.0 | T5 |
| | Blocks | 1.0 | 7 |

Climbing The Charts - Josh White has a trio of 20-point games this season, and has jumped into a tie for 26th place in school history in career points with 900. White needs just nine more points to reach his former teammate Quincy Williams (2004-08), who finished his career 24th with 909 points. Only 17 players in Mean Green history have ever scored 1,000 points, and the last was Calvin Watson (1,253 from 2004-07).

Century Mark - Josh White is just the 12th player in school history to notch 100 career 3-pointers. White made 3-pointers at Rice and Texas A&M and now has 102 for his career. The junior ranks seventh in school history in career 3-point percentage with a clip of .383, and needs just three more to tie for 10th in school history in career makes.

Free Throw Magic Mark - Getting to the free throw line is a big part of the Mean Green's game. NT ranks 12th in the nation with 20.1 free throws made per game, and got back on track with a 21-of-26 performance at Rice. NT is 62-23 (72.9 percent) since 2001-02 when it makes 20 or more free throws in a game, including a 36-9 (80.0 percent) mark since 2006-07.

Spreading The Wealth - The Mean Green is 82nd in the country in scoring with 76.2 points per game, but is once again doing it with a multi-faceted attack. Ten different North Texas players are averaging double-digit minutes, and eight players are averaging more than 6.6 points per game. NT as a team ranked 32nd in the NCAA in scoring last year despite not having a player in the national top 500 in individual scoring.

Double-Double Man - With double-doubles in three of the year's outings, George Odufuwa is currently averaging 9.4 points and 10.6 rebounds per game. He ranks 16th in the NCAA with 10.6 rebounds per game. Odufuwa hauled in 24 boards in the season opener against Cameron, becoming just the ninth player in the NCAA since 2005-06 to register 24 or more rebounds in a single game.

Preseason All-Sun Belt Accolades - Eric Tramiel was named to the first-team and Josh White earned second-team honors on the Preseason All-Sun Belt Conference squads. Tramiel was the Mean Green muscle in the middle, leading NT in scoring, rebounding and field goal percentage. White played most of 2008-09 with a hand injury, but still ranked second in the NCAA in free throw percentage, and piloted the Mean Green's 31st ranked scoring offense.

Best In The West- North Texas was tabbed as the favorite in the Sun Belt West Division in every major preseason publication, as well as the league's coaches in the SBC's annual Preseason Poll. NT was picked alone atop the West Division for the first time since joining the league in 2000. The Mean Green garnered the top spot with a league-high 85 points, and nine first place votes. NT was picked in a tie with UALR for the West's top spot in last year's poll.

Mean Green 20/20/20 - North Texas finished last season with a 20-12 mark, giving the program back-to-back-to-back 20-win seasons for the first time since

NORTH TEXAS ROSTER

| NO | NAME | POS | HT | WT | YR | HOMETOWN (LAST SCHOOL) |
|----|-------------------|-----|------|-----|------|--|
| 1 | Dominique Johnson | G | 5-10 | 162 | Sr. | Kansas City, MO (Arkansas-Fort Smith) |
| 3 | Alzee Williams | G | 6-4 | 168 | Fr. | Dallas, TX (Miss. Elite Christian Academy) |
| 4 | George Odufuwa | F | 6-8 | 240 | Jr. | Dallas, TX (Arizona State) |
| 10 | Josh White | G | 5-10 | 175 | Jr. | Baton Rouge, LA (Christian Life Academy) |
| 11 | Antwone Matlock | G | 6-1 | 177 | Sr. | Dallas, Texas (Trinidad State) |
| 12 | Nick Goff | G | 6-4 | 180 | Fr. | Columbus, Ohio (St Francis DeSales) |
| 14 | Tristan Thompson | G | 6-5 | 190 | Jr. | Angleton, TX (Brewster Academy) |
| 15 | Ben Knox | C | 6-10 | 221 | RFr. | Arlington, TX (Grace Prep Academy) |
| 20 | Collin Mangrum | G | 6-5 | 190 | Jr. | Howe, TX (Howe HS) |
| 21 | Shannon Shorter | G | 6-4 | 200 | Jr. | Houston, TX (Paris JC) |
| 23 | Richard Thomas | G | 6-5 | 190 | Jr. | Rosedale, NY (Garden City CC) |
| 24 | Kedrick Hogans * | F | 6-7 | 215 | Jr. | New Orleans, LA (Karr HS) |
| 25 | Eric Tramiel | F | 6-7 | 230 | Sr. | Shreveport, LA (Paris JC) |
| 30 | Jacob Holmen | F | 6-8 | 220 | Fr. | Whitehouse, TX (Whitehouse HS) |
| 32 | Jamie Egenti | F | 6-8 | 265 | Jr. | Watauga, TX (North Lakes College) |
| 32 | Tyler Hall | G | 6-2 | 175 | So. | Pampa, TX (Pampa HS) |
| 42 | Cameron Spencer | F | 6-8 | 274 | Jr. | Orange, TX (Southern Methodist) |

* Expected to redshirt the 2009-10 season

Head Coach: Johnny Jones (9th season)
 Assistant Coaches: Shawn Forrest, Bill Foy, Charlie Leonard

PRONUNCIATION GUIDE

- 3 Alzee (Al-Z)
- 4 Odufuwa (Oh-Doo-Foo-Wah)
- 11 Antwone (Ann-Twah-N)
- 25 Tramiel (Truh-Meal)

NORTH TEXAS VS THE NCAA

| Category | Rank | Stat | Leader | Stat |
|--------------------|------|------|----------|------|
| Scoring | 62 | 77.9 | VMI | 95.1 |
| Scoring Def Margin | 243 | 72.0 | Texas | 52.3 |
| FG% | 119 | 5.2 | Kansas | 33.4 |
| FG% Def | 116 | 45.3 | Syracuse | 55.7 |
| 3FG | 148 | 41.9 | Texas | 32.4 |
| 3-FG % | 140 | 6.4 | VMI | 13.7 |
| 3-FG Def | 140 | 34.6 | Columbia | 47.2 |
| FT % | 140 | 32.8 | Texas | 20.6 |
| Reb. Margin | 54 | 73.7 | BYU | 82.7 |
| Assists | 74 | 4.9 | Tulsa | 13.0 |
| A/TO | 232 | 12.0 | Syracuse | 23.6 |
| Blocks | 242 | 0.8 | Houston | 1.79 |
| Steals | 148 | 3.4 | UConn | 9.9 |
| Turnovers | 324 | 4.3 | Syracuse | 14.3 |
| TO Margin | 206 | 15.0 | Houston | 8.6 |
| Fouls | 252 | -1.9 | Houston | 13.2 |
| | 124 | 18.0 | Miss St | 12.6 |

NT IN TOP 250 INDIVIDUAL STATS

| NT Player | Stat | Number | Rank |
|------------|----------|--------|------|
| J. White | PPG | 17.1 | 108 |
| | FG% | 54.5 | 66 |
| | FT% | 89.7 | 49 |
| | Assists | 4.6 | 95 |
| G. Odufuwa | Rebounds | 10.9 | 12 |
| | Blocks | 1.1 | 225 |

SUN BELT PRESEASON ALL-CONFERENCE TEAMS

First Team

Desmond Yates, Middle Tennessee
 Nate Rohnert, Denver
Eric Tramiel, North Texas
 Brandon Hazzard, Troy
 A.J. Slaughter

Second Team

Chris Gradnigo, Louisiana-Lafayette
Josh White, North Texas
 Richard Delk, Troy
 Sergio Kersch, WKU
 Steffphon Pettigrew, WKU

Third Team

Donald Boone, Arkansas State
 Tony Hooper, Louisiana-Monroe
 Malcolm Thomas, Louisiana-Monroe
 Michael Vogler, Troy
 Jeremy Evans, WKU

SUN BELT PRESEASON COACHES' POLL

East Division

1. Western Kentucky77 (12)
2. Troy62 (1)
3. Middle Tennessee.....53
4. South Alabama40
5. Florida Atlantic.....21
6. Florida International.....20

West Division

1. North Texas.....85 (9)
2. Denver.....73 (1)
3. Louisiana-Lafayette.....56 (1)
4. UALR53 (1)
5. ULM45 (1)
6. Arkansas State36
7. New Orleans17

1976-78. NT is one of only three teams in the Sun Belt (South Alabama & Western Kentucky) and three in the state of Texas (Texas and Texas A&M) to win at least 20 games in each of the last three years. The Mean Green had won a total of 20 games in the four years prior to Johnny Jones arrival at North Texas.

Lighting Up The Scoreboard - Johnny Jones and NT play up-tempo basketball, and the results speak for themselves. North Texas has ranked no lower than 34th in the NCAA in scoring in each of the last four seasons. Last year, NT ranked 31st in the country with an average of 77.3 points per game.

| Year | Points/Gm | NCAA Rank |
|-------|-----------|-----------|
| 08-09 | 77.3 | 31st |
| 07-08 | 76.9 | 34th |
| 06-07 | 77.0 | 33rd |
| 05-06 | 76.6 | 32nd |

Milestone Jones - Head coach Johnny Jones is nearing a couple of career milestones in '09-'10. Jones is just five games shy of his 250th game coached at NT, and 24 games away from the 300th of his career overall. The ninth year head coach will suit up for his 250th game at North Texas against Texas Southern on Dec. 28th, and can reach his 300th overall with a trip to the Sun Belt Tournament quarterfinals.

Air Time - The Mean Green is slated to appear on television 17 times in the 2009-10 regular season, including a four-pack of nationally televised games. North Texas will appear on FSN-Southwest in its Big XII showdowns with Oklahoma State and Texas A&M on Nov. 21 and Dec. 7. The Sun Belt Network will air the Mean Green's games against UALR on Feb. 20 and ULM on Feb. 27. Every North Texas home game

can be seen locally in Denton on NTTV. The Mean Green will have additional chances for televised games at the Sun Belt Conference Tournament.

Eighty Or Bust - One of the highest scoring teams in the nation, North Texas is deadly when it reaches 80 points. The Mean Green ranked 31st in the nation with 77.3 points per game last year, and is 68-16 all-time under Johnny Jones when scoring 80 or more.

Deadly From Downtown - One of the all-time great three-point shooting programs, North Texas has now hit a three-pointer in each game dating back to the 1987-88 season - a span of 610 games.

Pressure Pit - The Mean Green has made the Super Pit one of the nation's toughest places to play. NT won a school-record 15 home games in 2007-08, and has won 53 games at the Super Pit over the last five years - the most in any period in school history. As a matter of fact, no other team in the Sun Belt has won more home games since 2006-07 than the Mean Green.

SBC At Home Since 2006-07 (as of 12/8)

| Team | Home Wins |
|--------------------------|-----------|
| North Texas | 43 |
| South Alabama..... | 42 |
| Western Kentucky | 41 |

92nd Season - North Texas is playing its 92nd season of basketball, compiling an all-time record of 1,004-1,163-1. North Texas State Normal College, as the school was known in 1917, played its first basketball game on January 17 in a 25-23 loss at home to SMU. Since then, North Texas has hauled in 16 conference titles (14 regular season and two tournament championships) and three postseason appearances (NCAA in 1988, 2007 and NAIA in 1943).

MEAN GREEN RADIO & TV

Every North Texas game will be carried on the Mean Green Radio Network. NT graduate and 1310 The Ticket (KTCK-AM) personality George Dunham will handle the play-by-play duties, with Deputy Athletic Director Hank Dickenson providing analysis. All MGRN broadcasts can be heard in Denton on 88.1 KNTU-FM, in the DFW area on 100.7 KWRD-FM and in Tyler/Longview on 100.7 KPXI-FM.



Each week you can watch the Mean Green Insider on Fox College Sports Central, NTTV and on-demand at MeanGreenSports.com. The 30-minute show will feature North Texas head coach Johnny Jones along with special features on Mean Green players. The Mean Green Insider can be seen Fox College Sports Central on Fridays at 6 p.m., on NTTV, channel 22 in Denton every Wednesday.

NORTH TEXAS' RECORD WHEN

| | |
|-------------------------------|-----|
| Overall | 5-3 |
| Home..... | 3-0 |
| Road | 2-3 |
| Neutral..... | 0-0 |
| Leading at half..... | 4-0 |
| Trailing at half..... | 1-3 |
| Tied at half | 0-0 |
| Overtime..... | 1-0 |
| Last minute lead change | 1-0 |
| One or two-point games..... | 2-0 |
| Outshoots Opponent..... | 4-1 |
| Outshot by Opponent..... | 1-2 |
| More rebounds | 3-1 |
| Less Rebounds..... | 2-1 |
| More offensive boards..... | 2-2 |
| Less offensive boards..... | 3-1 |
| More turnovers..... | 3-3 |
| Less turnovers..... | 2-0 |
| Player(s) foul out..... | 2-2 |
| Opponent(s) foul out..... | 4-0 |
| Has technical foul..... | 0-0 |
| Opponent technical foul..... | 0-0 |

Scores:

| | |
|--------------------|-----|
| 59 and under | 0-0 |
| 60-69 | 2-2 |
| 70-79 | 0-1 |
| 80-89 | 1-0 |
| 90-99 | 1-0 |
| 100+ | 1-0 |

Opponent Scores:

| | |
|--------------------|-----|
| 59 and under | 1-0 |
| 60-69 | 3-0 |
| 70-79 | 0-2 |
| 80-89 | 0-1 |
| 90-99 | 1-0 |
| 100+ | 0-0 |

Shoots:

| | |
|----------------|-----|
| Under 35%..... | 0-0 |
| 35-39%..... | 1-0 |
| 40-44%..... | 2-2 |
| 45-49%..... | 1-1 |
| 50%+ | 1-0 |

Opponent Shoots:

| | |
|----------------|-----|
| Under 35%..... | 0-0 |
| 35-39%..... | 2-0 |
| 40-44%..... | 3-0 |
| 45-49%..... | 0-1 |
| 50%+ | 0-2 |

Free Throws:

| | |
|----------------|-----|
| Under 60%..... | 0-1 |
| 60-69%..... | 0-1 |
| 70-79%..... | 5-0 |
| 80+% | 0-1 |

Free Throw Attempts:

| | |
|------------------------|-----|
| Under 20 Attempts..... | 0-2 |
| 20-29 | 3-1 |
| 30-39 | 1-0 |
| 40-49 | 0-0 |
| 50+ | 1-0 |

Field Goal Attempts:

| | |
|-------------------|-----|
| Under 50 FGA..... | 1-0 |
| 50-59 FGA..... | 4-2 |
| 60-69 FGA..... | 0-1 |
| 70+ FGA | 0-0 |

Season Streaks

| | |
|-------------------------------------|---------------------------------|
| Longest Win Streak..... | 2 |
| Longest Losing Streak | 1 |
| Current Streak | L 1 |
| Last 10 | 5-3 |
| Largest Lead..... | 29 vs. Univ. of the Southwest |
| Largest Deficit..... | 19 vs. Texas A&M |
| Largest Deficit Overcome | 10 vs. UT Arlington |
| Largest Unanswered Streak..... | |
| | 14-0 vs. Univ. of the Southwest |
| Opp. Largest Unanswered Streak..... | 11-0 vs. Texas A&M |

MEAN GREEN ACCOLADES AND HONORS

North Texas

- Sun Belt Preseason Poll's West Division leader
- Named the Sun Belt West's best preseason squad by ESPN Blue Ribbon, Sporting News, Athlon, Yahoo and Lindy's, among other publications

Eric Tramiel

- Preseason All-Sun Belt Conference First-Team
- Preseason All-Sun Belt team - Sporting News, Athlon, Yahoo, Lindy's (2nd team)
- 2008-09 Third-Team All-Sun Belt

Josh White

- Preseason All-Sun Belt Conference Second-Team
- 2009 Sun Belt All-Tournament team

STARTING LINEUPS & RECORDS

| Game | 1 | 2 | 3 | 4 | 5 | Result |
|------------------------------|-------------|----------------|----------------|---------------|--------------|--------------|
| Cameron | White | Shorter..... | Thompson | Tramiel | Odufuwa..... | W 80-62 |
| UT Arlington..... | White | Shorter..... | Thompson | Tramiel | Odufuwa..... | W 101-99 2OT |
| Oklahoma State | White | Shorter..... | Thomas | Tramiel | Odufuwa..... | L 82-68 |
| Jackson State | White | Thompson | Thomas | Tramiel | Odufuwa..... | W 68-58 |
| Boise State..... | White | Thompson | Thomas | Tramiel | Odufuwa..... | L 79-73 |
| Univ Southwest | White | Thompson | Thomas | Holmen | Odufuwa..... | W 91-62 |
| Rice | White | Thompson | Thomas | Tramiel | Holmen | W 64-62 |
| Texas A&M..... | White | Thompson | Thomas | Tramiel | Odufuwa..... | L 75-65 |
| ULM | | | | | | |
| Florida International..... | | | | | | |
| Southeastern Louisiana | | | | | | |
| Texas Southern..... | | | | | | |
| UALR | | | | | | |
| Arkansas State | | | | | | |
| Louisiana-Lafayette..... | | | | | | |
| New Orleans | | | | | | |
| Troy | | | | | | |
| Arkansas State | | | | | | |
| South Alabama | | | | | | |
| Western Kentucky | | | | | | |
| Middle Tennessee..... | | | | | | |
| Florida Atlantic..... | | | | | | |
| Florida International..... | | | | | | |
| New Orleans | | | | | | |
| Denver..... | | | | | | |
| Houston Baptist..... | | | | | | |
| UALR | | | | | | |
| Louisiana-Lafayette..... | | | | | | |
| ULM | | | | | | |

MEAN GREEN MILESTONE GAMES

Double Figure Points

| | |
|-------------------------|---|
| Eric Tramiel | 6 |
| Josh White | 6 |
| George Odufuwa..... | 5 |
| Jacob Holmen..... | 2 |
| Shannon Shorter | 2 |
| Richard Thomas | 2 |
| Dominique Johnson | 1 |
| Collin Mangrum..... | 1 |
| Tristan Thompson | 1 |

Double-Doubles

| | |
|-----------------------|---|
| George Odufuwa..... | 3 |
| Shannon Shorter | 1 |

20+ Point Games

| | |
|------------------|---|
| Josh White | 2 |
|------------------|---|

30+ Point Games

| | |
|------------------|---|
| Josh White | 1 |
|------------------|---|

Three Or More Blocks

| | |
|---------------------|---|
| George Odufuwa..... | 1 |
|---------------------|---|

Five Or More Steals

Double Figure Rebounds

| | |
|-----------------------|---|
| George Odufuwa..... | 4 |
| Shannon Shorter | 1 |

Five Or More Assists

| | |
|------------------|---|
| Josh White | 4 |
|------------------|---|

THE LAST TIME A MEAN GREEN PLAYER ...

Had 30 or more points

35 - Josh White vs. UT Arlington, 11/18/09

Had 15 or more rebounds

24 - George Odufuwa vs. Cameron, 11/13/09

Had 10 or more assists

13 - Terence White vs. Texas A&M Corpus Christi, 2/02/00

Had 5 or more blocks

5 - Jeffrey Simpson vs. UALR, 3/03/06

Had 5 or more steals

5 - Rich Young vs. Rice, 11/18/06

Made 90% or more FGA (min 5 att)

1.000 - Tristan Thompson vs. Sam Houston State (6-6), 12/3/08

Made 80% or more FGA (min 5 att)

.833 - Dominique Johnson vs. Rice (5-6), 12/5/09

Made 70% or more FGA (min 5 att)

.714 - Harold Stewart vs. Western Kentucky (5-7), 3/9/09

Made 100% FTA (min 5 att)

1.000 - Josh White (9-9), 12/5/09

Made 90% or more FTA (min 5 att)

.923 - Tristan Thompson vs. Middle Tennessee (12-13), 3/8/09

Made 8 or more 3PT's

8 - Joe Ervin vs. Arkansas, 12/30/98

Had a double-double (pts/rbs)

Shannon Shorter vs. Univ. of the Southwest (11 pts / 10 reb), 12/2/09

Had consecutive double-doubles (pts/rbs)

George Odufuwa vs. Cameron (11/13/09) & UT Arlington (11/18/09)

Had a double-double (pts/asst)

Terence White vs. Texas A&M-CC (15 pts /13 asst), 12/2/00

Had a triple-double (pts/rbs/asst)

Jesse Ratliff vs. Sam Houston St. (20pts/16reb/10asst), 2/13

Had a perfect shooting night (min 5 fg & ft att)

Tristan Thompson vs. Sam Houston St. (6-6 fg/2-2 3fg/6-6 ft), 12/3/08

THE LAST TIME A MEAN GREEN TEAM ...

Scored 100 or more points

101 - vs. UT Arlington, 11/18/09

Allowed 100 or more points

100 - vs. Oklahoma State, 11/17/08

Scored 50 or fewer points

48 - vs. Princeton, 12/05/98

Held an opponent under 50 points

40 - vs. ULM, 2/20/08

Won an overtime game

101-99 (2OT) - vs. UT Arlington, 11/18/09

Had 50 or more rebounds

50 - vs. Cameron, 11/13/09

Had 20 or more assists

21 - vs. Troy, 2/01/07

Had 10 or more steals

10 - vs. Middle Tennessee, 1/27/08

Had 5 or more blocks

7 - vs. Jackson State, 11/24/09

Five or more players in double-figures

6 - vs. ULM, 2/19/09

Made 60% or higher FGs

.604 - vs. Middle Tennessee (29-48), 2/14/09

Made 50% or higher 3pt FGs

.500 - vs. Middle Tennessee (4-8), 3/8/09

Made 90% or higher FTs

.905 - vs. UT Arlington (19-21), 12/29/08

NORTH TEXAS RECORDS WATCH

Career Scoring

| | | |
|------------------------|------------------------|----------------|
| 20.....968 | Delonte Taylor | 1980-82 |
| 21.....954 | Pat Kelley..... | 1950-53 |
| 22.....931 | Bobby Iverson..... | 1972-74 |
| 23.....910 | Crest Whitaker..... | 1968-70 |
| 24.....909 | Quincy Williams..... | 2004-08 |
| 25.....907 | Terry Bailey..... | 1974-76 |
| 26.....900 | Al Shumate..... | 1969-71 |
| 900 | Josh White..... | 2008-Pr |
| 28.....889 | Waymond Lister..... | 1975-79 |

Career Free Throw Percentage (min. 90 att)

| | | |
|--------------------------------------|--------------------------------|----------------|
| 1..... 87.16 (258-296) | Josh White..... | 2008-Pr |
| 2.....87.08 | Garland Bailey..... | 1963-64 |
| 3..... 82.93 (102-123) | Dominique Johnson | 2009-Pr |
| 4.....82.38 | Leonard Hopkins..... | 2002-05 |
| 5.....81.91 | Tom Etchison..... | 1994-95 |
| 6.....81.62 | Joe Hamilton..... | 1969-70 |
| 7.....81.52 | Jon Manning..... | 1978-79 |
| 8.....79.31 | Donell Hayden..... | 1991 |
| 9.....79.19 | Cedric Carson..... | 1991-92 |
| 10.....79.17 | George King..... | 1994-96 |
| 11..... 78.95 (195-247) | Tristan Thompson..... | 2008-Pr |
| 12.....78.86 | Kendrick Davis..... | 2006-07 |
| 13.....78.77 | Tony Wright..... | 1973-75 |

Career Field Goal Percentage

| | | |
|-----------------------------------|----------------------------|----------------|
| 1.....585 | John Horrocks..... | 1981-83 |
| 2.....581 | Terry Bailey..... | 1974-76 |
| 3.....570 | Will Smith..... | 2000-04 |
| 4..... 562 (163-290) | Eric Tramiel..... | 2009-Pr |
| 5.....559 | Adam Smith..... | 1993-95 |
| 6.....555 | Jeffrey Simpson..... | 2004-06 |
| 7.....554 | Sean Riley..... | 1995-97 |
| 8.....543 | Keith Wooden..... | 2006-08 |
| 9.....540 | Keenan DuBose..... | 1985-87 |
| 10.....539 | Xavier Henton..... | 1991-94 |
| 11..... 532 (91-171)..... | Kedrick Hogans..... | 2008-Pr |
| 12.....531 | Michael DeGrate..... | 2002-04 |

Career 3-Point Percentage

| | | |
|-----------------------------------|-------------------------------|----------------|
| 1.....431..... | George King..... | 1993-96 |
| 2.....413..... | Chad Elstun..... | 1995-97 |
| 3.....406..... | Rich Young..... | 2005-07 |
| 4..... 402 (47-117) | Dominique Johnson..... | 2009-Pr |
| 5.....391..... | Calvin Watson..... | 2003-07 |
|391..... | Adam McCoy..... | 2007-09 |
| 7..... 383 (102-266)..... | Josh White..... | 2008-Pr |
| 8.....377..... | Collin Dennis..... | 2007-09 |
| 9.....376..... | Isaac Hines..... | 2004-06 |
| 10.....361..... | Tony Worrell..... | 1986-88 |
| 11..... 360 (62-172) | Tristan Thompson..... | 2008-Pr |
|360..... | Kendrick Davis..... | 2005-07 |
| 13.....355..... | Ray Schufford..... | 1989-91 |

Career 3-Pointers

| | | |
|------------------------|------------------------|----------------|
| 6.....136..... | Leonard Hopkins..... | 2004-05 |
| 7.....132..... | Chad Elstun..... | 1995-97 |
| 8.....112..... | Tom Etchison..... | 1993-95 |
| 9.....106..... | Kendrick Davis..... | 2005-07 |
| 10.....105..... | Ray Schufford..... | 1989-91 |
| 102 | Josh White..... | 2008-Pr |

JOHNNY JONES head coach

Age: 48
Alma Mater: Louisiana State ('85)
Record: 131-115 (9th Season)
Overall Record: 146-131 (10th season)
Previous Job: Alabama Asst. Coach (2000-01)
Playing Experience: LSU (1980-84)
Hometown: DeRidder, Louisiana
 DeRidder High School (1976-80)

Jones Coaching Experience

| Year | School | Position |
|-----------|-------------|--------------------|
| 2001-Cur. | North Texas | Head Coach |
| 2000-01 | Alabama | Asst. Coach |
| 1999-00 | Memphis | Interim Head Coach |
| 1997-99 | Memphis | Assoc. Head Coach |
| 1994-97 | LSU | Assoc. Head Coach |
| 1984-94 | LSU | Asst. Coach |
| 1987-88 | LSU | Admin. Asst. |

Jones Year-by-Year

| Year | Overall | Conf. | Finish |
|---------------|----------------|--------------|-----------|
| 2001-02 | 15-14 | 8-7 | 4th-West |
| 2002-03 | 7-21 | 2-13 | 6th-West |
| 2003-04 | 13-15 | 8-7 | 3rd West |
| 2004-05 | 14-14 | 6-9 | T4th-West |
| 2005-06 | 14-14 | 6-9 | T4th-West |
| 2006-07 | 23-11 | 10-8 | 3rd West* |
| 2007-08 | 20-11 | 10-8 | 3rd West |
| 2008-09 | 20-12 | 11-7 | 2nd West |
| 2009-10 | 5-3 | 0-0 | |
| Totals | 131-115 | 61-68 | |

* Sun Belt Tournament Champion

North Texas Career Coaching Wins

| Coach | Wins | Seasons |
|---------------------------|------------|------------|
| Pete Shands | 224 | 22 |
| Bill Blakeley | 134 | 8 |
| Johnny Jones | 131 | 9th |
| Jimmy Gales | 84 | 7 |



- **April 16, 2001** - Jones named 16th head coach in North Texas history, taking over for Vic Trilli who compiled a 20-87 record in four years.
- **Nov. 16, 2001** - Jones won his first game as head coach at North Texas, defeating Southwest Missouri State 79-77 at the Super Pit.
- **March 1, 2002** - Jones and the Mean Green defeated Florida International in the Sun Belt Conference Tournament. The game marked NT's first ever victory in the SBC Tournament and its first in any conference tournament since the 1995-96 season.
- **March 2, 2002** - North Texas ended the season with a 15-14 record to give the Mean Green its first winning season in six years. NT posted the nation's third best one season improvement in winning percentage for 2000-01 to 2001-02.
- **Dec. 7, 2002** - Jones led the Mean Green to a victory over Winthrop at the Brother's Air and Heat Championship game, giving North Texas its first regular-season tournament title in more than 20 years.
- **Dec. 6, 2003** - North Texas picked up its biggest margin of victory in school history in a 109-49 win over Hardin-Simmons.
- **Feb. 26, 2003** - Jones picks up his 50th career victory with an 84-81 overtime victory over 2004 Sun Belt Conference

- **Nov. 9, 2005** - Jones and his staff signed four players on the first day of the early signing period and, including Arizona State transfer Keith Wooden, had the 29th ranked class in the nation for the early signing period according to Hoop Scoop.
- **Nov. 18, 2005** - Jones won his 50th game at North Texas with the victory over Hardin-Simmons in the season opener.
- **Nov. 12, 2006** - In what is being referred to as his signature win, Jones' Mean Green toppled NIT participant Charlotte 90-72 on the road.
- **Dec. 19, 2006** - Jones leads the Mean Green to another program first - its first win over Western Kentucky in eight tries.
- **Feb. 15, 2007** - Jones scores his 80th victory at North Texas, passing John Reid for fourth all-time.
- **March 6, 2007** - Jones gives NT its first-ever Sun Belt Conference title with an 83-75 win over Arkansas State.
- **March 16, 2007** - North Texas plays in its first NCAA Tournament game since 1988, falling to Memphis 73-58 in the opening round.
- **Nov. 11, 2007** - In front of the largest Super Pit crowd since 1980 (6,793), Jones and the Mean Green knocked

- off Oklahoma State 82-73.
- **Dec. 1, 2007** - Down 21 points at New Mexico State with 14:20 remaining, Jones and the Mean Green engineer the biggest comeback in school history. NT beat the Aggies 75-72 in regulation.
- **Feb. 2, 2008** - Jones records his 100th win at North Texas with a 60-57 victory over Florida International. Only Bill Blakeley reached the milestone faster at NT.
- **Feb. 20, 2008** - North Texas records one of the most lopsided road victories in school history in a 72-40 drubbing of Louisiana at Monroe. It is the largest margin of defeat in Fant-Ewing Coliseum history, and the least amount of points by an NT opponent since 1994.
- **March 5, 2008** - A win over Arkansas State in the Sun Belt Conference opening round secures a second straight 20-win season for the Mean Green.
- **Dec. 31, 2008** - Jones coaches the 250th game of his career, which has spanned eight seasons at NT and Memphis. Jones has amassed a 129-121 record.
- **Feb. 26, 2009** - With a win over Arkansas State, North Texas secured its 10th conference win for a third straight season, a feat not seen at NT since 1924-27.
- **Nov. 18, 2009** - Broke the 14-year hold UT Arlington had on North Texas with a 101-99 double OT win. The Mavericks had won the previous five meetings.


1 DOMINIQUE JOHNSON

5-10 • 162 • Sr. • G • 1L • Kansas City, Mo. (Arkansas-Fort Smith)

Had 15 points in 16 minutes in Rice win before leaving with an ankle injury ... Has 6 assists to 3 turnover so far this year ... 2008-09: Finished his first season at NT ranked ninth in school history in assists with 120 ... 120 assists are the most by an NT player since 1999, and ranked 6th in SBC ... 1.69 A/TO ratio ranked 123rd in nation ... Posted 10 games of at least five assists ... Needs just 106 assists to reach NT's career top 10 list ... 83.8 FT% ranked second on the squad and 60th in the nation ... One of four NT players to average double figures (11.0 ppg) ... Posted two 20-point efforts.

CAREER HIGHS

Points: 20, last vs. WKU (3/09/09)
 FG Made: 8, last vs. WKU (3/09/09)
 3-FG Made: 4, last vs. WKU (3/09/09)
 FT Made: 9 vs. Indiana St. (11/23/08)
 Assists: 7, last vs. ULL (2/7/09)
 Rebounds: 6 vs. Arkansas St. (1/10/09)
 Steals: 3, last vs. Denver (1/15/09)
 Blocks: 1, last vs. JSU (11/24/09)
 Minutes: 48 vs. Arkansas St. (1/10/09)



| Opponent | Date | gs | min | Total | | 3-Pointers | | Free throws | | Rebounds | | | | pf | a | t/o | blk | stl | pts | avg |
|-------------------|----------|----|-----|--------|------|------------|------|-------------|-------|----------|-----|-----|-----|----|---|-----|-----|-----|-----|-----|
| | | | | fg-fga | pct | 3fg-fga | pct | ft-fta | pct | off | def | tot | avg | | | | | | | |
| at UT Arlington | 11/18/09 | | 15 | 1-5 | .200 | 0-2 | .000 | 1-2 | .500 | 0 | 1 | 1 | 1.0 | 2 | 3 | 1 | 0 | 1 | 3 | 3.0 |
| at Oklahoma State | 11/21/09 | | 19 | 2-6 | .333 | 0-1 | .000 | 5-6 | .833 | 0 | 3 | 3 | 2.0 | 1 | 1 | 0 | 0 | 0 | 9 | 6.0 |
| JACKSON STATE | 11/24/09 | | 10 | 0-2 | .000 | 0-1 | .000 | 0-0 | .000 | 0 | 2 | 2 | 2.0 | 2 | 2 | 2 | 1 | 0 | 0 | 4.0 |
| at Rice | 12/05/09 | | 16 | 5-6 | .833 | 3-4 | .750 | 2-2 | 1.000 | 0 | 1 | 1 | 1.8 | 1 | 3 | 1 | 0 | 2 | 15 | 6.8 |
| Totals | | 0 | 60 | 8-19 | .421 | 3-8 | .375 | 8-10 | .800 | 0 | 7 | 7 | 1.8 | 6 | 9 | 4 | 1 | 3 | 27 | 6.8 |

Games played: 4
 Minutes/game: 15.0
 Points/game: 6.8
 FG Pct: 42.1
 3FG Pct: 37.5
 FT Pct: 80.0

Rebounds/game: 1.8
 Assists/game: 2.3
 Turnovers/game: 1.0
 Assist/turnover ratio: 2.3
 Steals/game: 0.8
 Blocks/game: 0.3

CAREER STATS

| Season | gp-gs | min/avg | Total | | 3-Point | | F-Throws | | Rebounds | | | | Scoring | | | | | | | |
|---------|-------|-----------|---------|------|---------|------|----------|------|----------|-----|-----|-----|---------|----|-----|----|-----|-----|-----|------|
| | | | fg-fga | pct | fg-fga | pct | ft-fta | pct | off | def | tot | avg | pf | fo | ast | to | blk | stl | pts | avg |
| 2008-09 | 32-24 | 970/30.3 | 107-252 | .425 | 44-109 | .404 | 93-111 | .838 | 22 | 77 | 99 | 3.1 | 56 | 0 | 120 | 71 | 1 | 35 | 351 | 11.0 |
| 2009-10 | 4-0 | 60/15.0 | 8-19 | .421 | 3-8 | .375 | 8-10 | .800 | 0 | 7 | 7 | 1.8 | 6 | 0 | 9 | 4 | 1 | 3 | 27 | 6.8 |
| TOTAL | 36-24 | 1030/28.6 | 115-271 | .424 | 47-117 | .402 | 101-121 | .835 | 22 | 84 | 106 | 2.9 | 62 | 0 | 129 | 75 | 2 | 38 | 378 | 10.5 |


3 ALZEE WILLIAMS

6-4 • 168 • Fr. • G • HS • Dallas (Mississippi Elite Christian Academy)

Averaging 11 mins at the 1 & 2 ... Has 5 point outings vs UTA and Jackson State ... 2008-09: Honed his shooting game at Miss. Elite Christian Academy, averaging over 20 ppg ... Dropped a career-high 36 points on Laurinburg Prep ... Was the District 13-4A MVP as a senior at Lincoln High School in Dallas ... Ranked by Texashoops.com as the No. 117th best player in the class of '08 ... Selected the Dallas Morning News' High School Player of the Week ... Averaged 17.3 points per game, which ranked second in the district and 17th in the DFW area ... Connected on 37 three-pointers, and also averaged 3.3 rpg.

CAREER HIGHS

Points: 5, last vs. JSU (11/24/09)
 FG Made: 2 vs. JSU (11/24/09)
 3-FG Made: 1 vs. JSU (11/24/09)
 FT Made: 3 vs. UTA (11/18/09)
 Assists: 1 vs. USW (12/2/09)
 Rebounds: 2, last vs. USW (12/2/09)
 Steals: 1, last vs. USW (12/2/09)
 Blocks: 1 vs. USW (12/2/09)
 Minutes: 23 vs. UTA (11/18/09)



| Opponent | Date | gs | min | Total | | 3-Pointers | | Free throws | | Rebounds | | | | pf | a | t/o | blk | stl | pts | avg |
|----------------------|----------|----|-----|--------|------|------------|------|-------------|------|----------|-----|-----|-----|----|---|-----|-----|-----|-----|-----|
| | | | | fg-fga | pct | 3fg-fga | pct | ft-fta | pct | off | def | tot | avg | | | | | | | |
| CAMERON | 11/13/09 | | 14 | 1-2 | .500 | 0-1 | .000 | 0-0 | .000 | 0 | 1 | 1 | 1.0 | 1 | 0 | 0 | 0 | 0 | 2 | 2.0 |
| at UT Arlington | 11/18/09 | | 23 | 1-2 | .500 | 0-1 | .000 | 3-4 | .750 | 1 | 1 | 2 | 1.5 | 4 | 0 | 1 | 0 | 1 | 5 | 3.5 |
| at Oklahoma State | 11/21/09 | | 3 | 0-0 | .000 | 0-0 | .000 | 0-0 | .000 | 0 | 0 | 0 | 1.0 | 1 | 0 | 1 | 0 | 0 | 0 | 2.3 |
| JACKSON STATE | 11/24/09 | | 10 | 2-3 | .667 | 1-2 | .500 | 0-0 | .000 | 0 | 2 | 2 | 1.3 | 2 | 0 | 0 | 0 | 0 | 5 | 3.0 |
| at Boise State | 11/28/09 | | 7 | 0-2 | .000 | 0-1 | .000 | 0-0 | .000 | 0 | 0 | 0 | 1.0 | 0 | 0 | 0 | 0 | 0 | 0 | 2.4 |
| UNIVERSITY OF THE SO | 12/02/09 | | 16 | 0-4 | .000 | 0-2 | .000 | 1-2 | .500 | 0 | 2 | 2 | 1.2 | 1 | 1 | 1 | 1 | 1 | 1 | 2.2 |
| at Rice | 12/05/09 | | 12 | 1-2 | .500 | 0-0 | .000 | 0-0 | .000 | 0 | 1 | 1 | 1.1 | 0 | 0 | 1 | 0 | 0 | 2 | 2.1 |
| at Texas A&M | 12/07/09 | | 3 | 0-0 | .000 | 0-0 | .000 | 0-0 | .000 | 0 | 0 | 0 | 1.0 | 0 | 0 | 1 | 0 | 0 | 0 | 1.9 |
| Totals | | 0 | 88 | 5-15 | .333 | 1-7 | .143 | 4-6 | .667 | 1 | 7 | 8 | 1.0 | 9 | 1 | 5 | 1 | 2 | 15 | 1.9 |

Games played: 8
 Minutes/game: 11.0
 Points/game: 1.9
 FG Pct: 33.3
 3FG Pct: 14.3
 FT Pct: 66.7

Rebounds/game: 1.0
 Assists/game: 0.1
 Turnovers/game: 0.6
 Assist/turnover ratio: 0.2
 Steals/game: 0.3
 Blocks/game: 0.1

4 GEORGE ODUFUWA

6-8 • 240 • Jr. • F • 1L • Dallas, Texas (Arizona State)

Leads the Sun Belt in rebounding ... One board shy of a double-double at No. 16 Texas A&M ... Had 3 double-doubles in the first four games of the year, giving the junior 5 for his career ... Hauled in 24 rebounds vs Cameron - 4th most in NT history ... Became just the 9th player in the NCAA since 2005-06 to grab 24 boards or more ... Career-high 16 points vs UTA ... 2008-09: Ranked 6th in the Sun Belt with 6.6 rebounds per game ... 18 boards vs. Troy are most by an SBC player in 2008-09, and ranks 18th in NT history ... Named ESPN The Magazine Academic All-District First Team.

CAREER HIGHS

Points: 16 vs. UTA (11/18/09)
 FG Made: 6 vs. SHSU (11/20/08)
 3-FG Made: -
 FT Made: 8 vs. UTA (11/18/09)
 Assists: 4 vs. SHSU (11/20/08)
 Rebounds: 24 vs. Cameron (11/13/09)
 Steals: 3, last vs. UTA (11/18/09)
 Blocks: 4 vs. SHSU (11/20/08)
 Minutes: 44 vs. UTA (11/18/09)



| Opponent | Date | gs | min | Total | | 3-Pointers | | Free throws | | Rebounds | | | | pf | a | t/o | blk | stl | pts | avg | |
|----------------------|----------|----|-----|--------|-------|------------|------|-------------|-------|----------|-----|-----|------|------|----|-----|-----|-----|-----|------|-----|
| | | | | fg-fga | pct | 3fg-fga | pct | ft-fga | pct | off | def | tot | avg | | | | | | | | |
| CAMERON | 11/13/09 | * | 29 | 4-10 | .400 | 0-0 | .000 | 4-7 | .571 | 6 | 18 | 24 | 24.0 | 0 | 1 | 3 | 2 | 1 | 12 | 12.0 | |
| at UT Arlington | 11/18/09 | * | 44 | 4-4 | 1.000 | 0-0 | .000 | 8-10 | .800 | 1 | 10 | 11 | 17.5 | 3 | 1 | 4 | 3 | 3 | 16 | 14.0 | |
| at Oklahoma State | 11/21/09 | * | 34 | 4-7 | .571 | 0-0 | .000 | 3-4 | .750 | 1 | 6 | 7 | 14.0 | 1 | 1 | 2 | 1 | 0 | 11 | 13.0 | |
| JACKSON STATE | 11/24/09 | * | 36 | 4-8 | .500 | 0-0 | .000 | 3-7 | .429 | 4 | 7 | 11 | 13.3 | 2 | 0 | 1 | 2 | 2 | 11 | 12.5 | |
| at Boise State | 11/28/09 | * | 17 | 2-4 | .500 | 0-0 | .000 | 1-2 | .500 | 2 | 2 | 4 | 11.4 | 3 | 3 | 3 | 0 | 0 | 5 | 11.0 | |
| UNIVERSITY OF THE SO | 12/02/09 | * | 18 | 1-5 | .200 | 0-0 | .000 | 2-2 | 1.000 | 3 | 6 | 9 | 11.0 | 3 | 0 | 4 | 0 | 0 | 4 | 9.8 | |
| at Rice | 12/05/09 | | 28 | 1-2 | .500 | 0-0 | .000 | 2-5 | .400 | 2 | 8 | 10 | 10.9 | 3 | 0 | 2 | 0 | 0 | 4 | 9.0 | |
| at Texas A&M | 12/07/09 | * | 31 | 5-8 | .625 | 0-0 | .000 | 2-4 | .500 | 5 | 4 | 9 | 10.6 | 3 | 1 | 3 | 0 | 1 | 12 | 9.4 | |
| Totals | | | 7 | 237 | 25-48 | .521 | 0-0 | .000 | 25-41 | .610 | 24 | 61 | 85 | 10.6 | 18 | 7 | 22 | 8 | 7 | 75 | 9.4 |

Games played: 8
 Minutes/game: 29.6
 Points/game: 9.4
 FG Pct: 52.1
 FT Pct: 61.0

Rebounds/game: 10.6
 Assists/game: 0.9
 Turnovers/game: 2.8
 Assist/turnover ratio: 0.3
 Steals/game: 0.9
 Blocks/game: 1.0

CAREER STATS

| Season | gp-gs | min/avg | Total | | 3-Point | | F-Throws | | Rebounds | | | | Scoring | | | | | | | |
|---------|-------|----------|--------|------|---------|------|----------|------|----------|-----|-----|------|---------|----|-----|----|-----|-----|-----|-----|
| | | | fg-fga | pct | fg-fga | pct | ft-fga | pct | off | def | tot | avg | pf | fo | ast | to | blk | stl | pts | avg |
| 2008-09 | 32-26 | 691/21.6 | 72-160 | .450 | 0-0 | .000 | 52-79 | .658 | 67 | 143 | 210 | 6.6 | 101 | 4 | 31 | 51 | 21 | 29 | 196 | 6.1 |
| 2009-10 | 8-7 | 237/29.6 | 25-48 | .521 | 0-0 | .000 | 25-41 | .610 | 24 | 61 | 85 | 10.6 | 18 | 0 | 7 | 22 | 8 | 7 | 75 | 9.4 |
| TOTAL | 40-33 | 928/23.2 | 97-208 | .466 | 0-0 | .000 | 77-120 | .642 | 91 | 204 | 295 | 7.4 | 119 | 4 | 38 | 73 | 29 | 36 | 271 | 6.8 |

10 JOSH WHITE

5-10 • 175 • Jr. • G • 2L • Baton Rouge, La. (Christian Life Academy)

Leads the Sun Belt Conference in minutes per game, and ranks 4th in scoring ... 87.16 career FT% ranks first in NT history ... 900 career points ranks 26th ... Hit 100th career 3-pointer vs. USW ... Still averaging 19.0 ppg against Big XII opponents ... Has 44 career double-digit scoring games ... Posted a career-high 35 points at UTA, making him the 23rd player in NT history to reach 35 points ... Preseason Second Team All-Sun Belt ... 2008-09: Finished second in the nation with a 90.6 (96-of-106) FT%, which smashed the school record ... Earned All-Sun Belt Tournament Team honors after averaging 20.0 ppg on 52.8% shooting.

CAREER HIGHS

Points: 35 vs. UTA (11/18/09)
 FG Made: 9, last vs. USW (12/2/09)
 3-FG Made: 6 vs Texas (12/5/07)
 FT Made: 15 vs. UTA (11/18/09)
 Assists: 7, last vs. WKU (3/09/09)
 Rebounds: 8 vs Okla. State (11/17/08)
 Steals: 3 vs Okla. State (11/14/07)
 Blocks: -
 Minutes: 46, last vs. UTA (11/18/09)



| Opponent | Date | gs | min | Total | | 3-Pointers | | Free throws | | Rebounds | | | | | pts | avg | | | | | |
|----------------------|----------|----|-----|--------|-------|------------|-------|-------------|-------|----------|-----|-----|-----|-----|-----|-----|----|-----|-----|------|------|
| | | | | fg-fga | pct | 3fg-fga | pct | ft-fga | pct | off | def | tot | avg | pf | | | a | t/o | blk | stl | |
| CAMERON | 11/13/09 | * | 30 | 6-9 | .667 | 5-6 | .833 | 2-3 | .667 | 1 | 3 | 4 | 4.0 | 2 | 4 | 2 | 0 | 0 | 19 | 19.0 | |
| at UT Arlington | 11/18/09 | * | 46 | 9-14 | .643 | 2-4 | .500 | 15-18 | .833 | 2 | 5 | 7 | 5.5 | 1 | 4 | 7 | 0 | 0 | 35 | 27.0 | |
| at Oklahoma State | 11/21/09 | * | 35 | 1-6 | .167 | 0-3 | .000 | 2-2 | 1.000 | 0 | 1 | 1 | 4.0 | 1 | 5 | 4 | 0 | 0 | 4 | 19.3 | |
| JACKSON STATE | 11/24/09 | * | 32 | 0-5 | .000 | 0-2 | .000 | 4-4 | 1.000 | 1 | 3 | 4 | 4.0 | 0 | 4 | 4 | 0 | 1 | 4 | 15.5 | |
| at Boise State | 11/28/09 | * | 34 | 9-16 | .563 | 3-7 | .429 | 2-2 | 1.000 | 0 | 3 | 3 | 3.8 | 2 | 6 | 3 | 0 | 0 | 23 | 17.0 | |
| UNIVERSITY OF THE SO | 12/02/09 | * | 32 | 9-11 | .818 | 2-4 | .500 | 1-1 | 1.000 | 0 | 2 | 2 | 3.5 | 2 | 5 | 1 | 0 | 1 | 21 | 17.7 | |
| at Rice | 12/05/09 | * | 38 | 2-5 | .400 | 1-1 | 1.000 | 9-9 | 1.000 | 0 | 2 | 2 | 3.3 | 1 | 4 | 3 | 0 | 0 | 14 | 17.1 | |
| at Texas A&M | 12/07/09 | * | 38 | 5-13 | .385 | 1-4 | .250 | 4-6 | .667 | 2 | 0 | 2 | 3.1 | 1 | 5 | 3 | 0 | 0 | 15 | 16.9 | |
| Totals | | | 8 | 285 | 41-79 | .519 | 14-31 | .452 | 39-45 | .867 | 6 | 19 | 25 | 3.1 | 10 | 37 | 27 | 0 | 2 | 135 | 16.9 |

Games played: 8
 Minutes/game: 35.6
 Points/game: 16.9
 FG Pct: 51.9
 3FG Pct: 45.2
 FT Pct: 86.7

Rebounds/game: 3.1
 Assists/game: 4.6
 Turnovers/game: 3.4
 Assist/turnover ratio: 1.4
 Steals/game: 0.3

CAREER STATS

| Season | gp-gs | min/avg | Total | | 3-Point | | F-Throws | | Rebounds | | | | Scoring | | | | | | | |
|---------|-------|-----------|---------|------|---------|------|----------|------|----------|-----|-----|-----|---------|----|-----|-----|-----|-----|-----|------|
| | | | fg-fga | pct | fg-fga | pct | ft-fga | pct | off | def | tot | avg | pf | fo | ast | to | blk | stl | pts | avg |
| 2007-08 | 29-28 | 925/31.9 | 116-254 | .457 | 49-107 | .458 | 123-145 | .848 | 16 | 57 | 73 | 2.5 | 42 | 0 | 44 | 62 | 0 | 14 | 404 | 13.9 |
| 2008-09 | 32-30 | 1075/33.6 | 113-289 | .391 | 39-128 | .305 | 96-106 | .906 | 15 | 77 | 92 | 2.9 | 38 | 0 | 82 | 53 | 0 | 16 | 361 | 11.3 |
| 2009-10 | 8-8 | 285/35.6 | 41-79 | .519 | 14-31 | .452 | 39-45 | .867 | 6 | 19 | 25 | 3.1 | 10 | 0 | 37 | 27 | 0 | 2 | 135 | 16.9 |
| TOTAL | 69-66 | 2285/33.1 | 270-622 | .434 | 102-266 | .383 | 258-296 | .872 | 37 | 153 | 190 | 2.8 | 90 | 0 | 163 | 142 | 0 | 32 | 900 | 13.0 |


11 ANTWONE MATLOCK

6-1 • 177 • Sr. • G • 1L • Dallas, Texas (Trinidad State)

Has seen time against Cameron and the University of the Southwest ... 2008-09: Saw first action in a Mean Green uniform versus Cameron, landing a layup on 1-of-2 shooting ... Grabbed season-high seven minutes vs. Louisiana-Lafayette, pulling down 2 rebounds ... Also saw time against Sun Belt foes Florida Atlantic, ULM, Denver, and Western Kentucky (Sun Belt Tournament semifinal).

CAREER HIGHS

Points: 2 vs. Cameron (11/14/08)
 FG Made: 1 vs. Cameron (11/14/08)
 3-FG Made: -
 FT Made: -
 Assists: -
 Rebounds: 2 vs. ULL (2/7/09)
 Steals: -
 Blocks: -
 Minutes: 7 vs. ULL (2/7/09)



| Opponent | Date | gs | min | Total | | 3-Pointers | | Free throws | | Rebounds | | | | | pts | avg | | | | | |
|----------------------|----------|----|-----|--------|------|------------|------|-------------|------|----------|-----|-----|-----|----|-----|-----|---|-----|-----|-----|-----|
| | | | | fg-fga | pct | 3fg-fga | pct | ft-fta | pct | off | def | tot | avg | pf | | | a | t/o | blk | stl | |
| CAMERON | 11/13/09 | | 1 | 0-1 | .000 | 0-1 | .000 | 0-0 | .000 | 0 | 0 | 0 | 0.0 | 1 | 0 | 0 | 0 | 0 | 0 | 0 | 0.0 |
| UNIVERSITY OF THE SO | 12/02/09 | | 4 | 0-2 | .000 | 0-2 | .000 | 0-0 | .000 | 0 | 1 | 1 | 0.5 | 0 | 0 | 0 | 0 | 0 | 0 | 0 | 0.0 |
| Totals | | | 5 | 0-3 | .000 | 0-3 | .000 | 0-0 | .000 | 0 | 1 | 1 | 0.5 | 1 | 0 | 0 | 0 | 0 | 0 | 0 | 0.0 |

Games played: 2
 Minutes/game: 2.5
 FG Pct: 0.0
 3FG Pct: 0.0

Rebounds/game: 0.5

CAREER STATS

| Season | gp-gs | min/avg | Total | | 3-Point | | F-Throws | | Rebounds | | | | Scoring | | | | | | | |
|---------|-------|---------|--------|------|---------|------|----------|------|----------|-----|-----|-----|---------|----|-----|----|-----|-----|-----|-----|
| | | | fg-fga | pct | fg-fga | pct | ft-fta | pct | off | def | tot | avg | pf | fo | ast | to | blk | stl | pts | avg |
| 2008-09 | 6-0 | 12/2.0 | 1-7 | .143 | 0-5 | .000 | 0-0 | .000 | 0 | 2 | 2 | 0.3 | 3 | 0 | 0 | 2 | 0 | 0 | 2 | 0.3 |
| 2009-10 | 2-0 | 5/2.5 | 0-3 | .000 | 0-3 | .000 | 0-0 | .000 | 0 | 1 | 1 | 0.5 | 1 | 0 | 0 | 0 | 0 | 0 | 0 | 0.0 |
| TOTAL | 8-0 | 17/2.1 | 1-10 | .100 | 0-8 | .000 | 0-0 | .000 | 0 | 3 | 3 | 0.4 | 4 | 0 | 0 | 2 | 0 | 0 | 2 | 0.3 |

12 NICK GOFF

6-4 • 180 • Fr. • G • HS • Columbus, Ohio (St. Francis DeSales)

Saw 3 minutes vs. USW and hit a layup ... Hit a pair of free throws in his first action at NT vs Cameron ... 2008-09: Was a standout at St. Francis DeSales in Columbus, Ohio, earning All-Central District Division II Third-Team honors ... Scored 13.7 ppg in leading St. Francis to the state semifinal game, where they fell to national powerhouse St. Vincent-St. Mary ... Had the Stallions ranked No. 8 in the state of Ohio heading into the state tournament ... As a junior, Goff was an honorable mention honoree to the All-Central District Division II.

CAREER HIGHS

Points: 2, last vs. USW (12/2/09)
 FG Made: 1 vs. USW (12/2/09)
 3-FG Made: -
 FT Made: 2 vs. Cameron (11/13/09)
 Assists: 1 vs. USW (12/2/09)
 Rebounds: 2 vs. USW (12/2/09)
 Steals: -
 Blocks: -
 Minutes: 3 vs. USW (12/2/09)



| Opponent | Date | gs | min | Total | | 3-Pointers | | Free throws | | Rebounds | | | | pf | a | t/o | blk | stl | pts | avg | |
|----------------------|----------|----|-----|--------|------|------------|------|-------------|-------|----------|-----|-----|-----|-----|---|-----|-----|-----|-----|-----|-----|
| | | | | fg-fga | pct | 3fg-fga | pct | ft-fta | pct | off | def | tot | avg | | | | | | | | |
| CAMERON | 11/13/09 | | 1 | 0-0 | .000 | 0-0 | .000 | 2-2 | 1.000 | 0 | 0 | 0 | 0.0 | 0 | 0 | 1 | 0 | 0 | 2 | 2.0 | |
| UNIVERSITY OF THE SO | 12/02/09 | | 3 | 1-2 | .500 | 0-0 | .000 | 0-0 | .000 | 1 | 1 | 2 | 1.0 | 0 | 1 | 0 | 0 | 0 | 2 | 2.0 | |
| Totals | | | 0 | 4 | 1-2 | .500 | 0-0 | .000 | 2-2 | 1.000 | 1 | 1 | 2 | 1.0 | 0 | 1 | 1 | 0 | 0 | 4 | 2.0 |

Games played: 2
 Minutes/game: 2.0
 Points/game: 2.0
 FG Pct: 50.0
 FT Pct: 100.0

Rebounds/game: 1.0
 Assists/game: 0.5
 Turnovers/game: 0.5
 Assist/turnover ratio: 1.0


14 TRISTAN THOMPSON

6-5 • 190 • Jr. • G • 2L • Angleton, Texas (Brewster Academy)

Reached double figures for first time in '09-10 against USW with 11 points ... 9 points at No. 16 Texas A&M ... 2008-09: NT's 2nd highest scoring threat with 11.4 ppg ... Had five 20-point games in 08-09, including career scoring efforts in three of four games in December, culminating in a 27 point outing at ULL ... Was named the Sun Belt Player of the Week on Dec. 10 ... Shot 45.1 percent from deep in SBC play, which ranked fourth in the league ... Recorded first perfect night in NT history versus Sam Houston - 6-6 FG, 2-2 3-point, 6-6 FT.

CAREER HIGHS

Points: 27 vs. UL (12/18/08)
 FG Made: 11 vs. UL (12/18/08)
 3-FG Made: 5 vs. UL (12/18/08)
 FT Made: 13 vs. UL (2/7/09)
 Assists: 4 vs Troy (1/3/08)
 Rebounds: 8, last vs NMSU (12/1/07)
 Steals: 3 vs Centenary (12/20/07)
 Blocks: 1, last vs. Houston (11/29/08)
 Minutes: 41 vs. Arkansas St. (1/10/09)



| Opponent | Date | gs | min | Total | | 3-Pointers | | Free throws | | Rebounds | | | | | pts | avg | | | | |
|----------------------|----------|----|-----|--------|------|------------|------|-------------|-------|----------|-----|-----|-----|----|-----|-----|---|-----|-----|-----|
| | | | | fg-fga | pct | 3fg-fga | pct | ft-fga | pct | off | def | tot | avg | pf | | | a | t/o | blk | stl |
| CAMERON | 11/13/09 | * | 16 | 1-3 | .333 | 0-2 | .000 | 3-4 | .750 | 1 | 2 | 3 | 3.0 | 1 | 0 | 1 | 0 | 0 | 5 | 5.0 |
| at UT Arlington | 11/18/09 | * | 25 | 1-5 | .200 | 0-0 | .000 | 7-9 | .778 | 1 | 3 | 4 | 3.5 | 4 | 3 | 3 | 0 | 0 | 9 | 7.0 |
| at Oklahoma State | 11/21/09 | | 15 | 2-6 | .333 | 1-2 | .500 | 0-0 | .000 | 3 | 2 | 5 | 4.0 | 2 | 1 | 2 | 0 | 0 | 5 | 6.3 |
| JACKSON STATE | 11/24/09 | * | 21 | 1-7 | .143 | 0-1 | .000 | 3-4 | .750 | 0 | 2 | 2 | 3.5 | 1 | 3 | 2 | 0 | 0 | 5 | 6.0 |
| at Boise State | 11/28/09 | * | 24 | 2-7 | .286 | 2-4 | .500 | 1-2 | .500 | 0 | 4 | 4 | 3.6 | 1 | 1 | 1 | 0 | 0 | 7 | 6.2 |
| UNIVERSITY OF THE SO | 12/02/09 | * | 23 | 4-8 | .500 | 3-5 | .600 | 0-1 | .000 | 0 | 4 | 4 | 3.7 | 0 | 1 | 0 | 0 | 2 | 11 | 7.0 |
| at Rice | 12/05/09 | * | 18 | 0-4 | .000 | 0-3 | .000 | 2-2 | 1.000 | 0 | 0 | 0 | 3.1 | 2 | 0 | 0 | 0 | 0 | 2 | 6.3 |
| at Texas A&M | 12/07/09 | * | 26 | 3-8 | .375 | 0-2 | .000 | 3-3 | 1.000 | 1 | 2 | 3 | 3.1 | 0 | 2 | 2 | 0 | 1 | 9 | 6.6 |
| Totals | | | 7 | 14-48 | .292 | 6-19 | .316 | 19-25 | .760 | 6 | 19 | 25 | 3.1 | 11 | 11 | 11 | 0 | 3 | 53 | 6.6 |

Games played: 8
 Minutes/game: 21.0
 Points/game: 6.6
 FG Pct: 29.2
 3FG Pct: 31.6
 FT Pct: 76.0

Rebounds/game: 3.1
 Assists/game: 1.4
 Turnovers/game: 1.4
 Assist/turnover ratio: 1.0
 Steals/game: 0.4

CAREER STATS

| Season | gp-gs | min/avg | Total | | 3-Point | | F-Throws | | Rebounds | | | | Scoring | | | | | | | |
|---------|-------|-----------|---------|------|---------|------|----------|------|----------|-----|-----|-----|---------|----|-----|----|-----|-----|-----|------|
| | | | fg-fga | pct | fg-fga | pct | ft-fga | pct | off | def | tot | avg | pf | fo | ast | to | blk | stl | pts | avg |
| 2007-08 | 30-12 | 494/16.5 | 56-133 | .421 | 22-62 | .355 | 59-74 | .797 | 19 | 49 | 68 | 2.3 | 39 | 0 | 21 | 37 | 1 | 14 | 193 | 6.4 |
| 2008-09 | 32-27 | 718/22.4 | 107-248 | .431 | 34-91 | .374 | 117-148 | .791 | 22 | 52 | 74 | 2.3 | 59 | 1 | 34 | 41 | 1 | 11 | 365 | 11.4 |
| 2009-10 | 8-7 | 168/21.0 | 14-48 | .292 | 6-19 | .316 | 19-25 | .760 | 6 | 19 | 25 | 3.1 | 11 | 0 | 11 | 11 | 0 | 3 | 53 | 6.6 |
| TOTAL | 70-46 | 1380/19.7 | 177-429 | .413 | 62-172 | .360 | 195-247 | .789 | 47 | 120 | 167 | 2.4 | 109 | 1 | 66 | 89 | 2 | 28 | 611 | 8.7 |

15 BEN KNOX

6-10 • 221 • Fr. • C • RS • Arlington, Texas (Grace Prep Academy)

Recorded first career block at No. 16 Texas A&M ... Posted 4 points on 2-2 shooting at Boise State ... Saw first action at NT and grabbed 1 rebound vs Cameron ... 2008-09: Took a redshirt ... Was a TAPPS Second-Team All-State selection as a senior ... Guided Grace Prep to the TAPPS state title game in each of the last two seasons ... Ranked as the No. 62 recruit in the state by TexasHoops.com ... Listed as No. 354 among the top 1,000 players in the country by HoopScoopOnline.com ... Averaged 10 points, nine rebounds and three blocks per game in 2007-08 ... Had the Lions ranked 5th in state.

CAREER HIGHS

Points: 4 vs. Boise St. (11/28/09)
 FG Made: 2 vs. Boise St. (11/28/09)
 3-FG Made: -
 FT Made: -
 Assists: 1 vs. Boise St. (11/28/09)
 Rebounds: 1, last vs. USW (12/2/09)
 Steals: -
 Blocks: 1 vs. Texas A&M (12/7/09)
 Minutes: 10 vs. USW (12/2/09)



| Opponent | Date | gs | min | Total | | 3-Pointers | | Free throws | | Rebounds | | | | pf | a | t/o | blk | stl | pts | avg |
|----------------------|----------|----|-----|--------|-------|------------|------|-------------|------|----------|-----|-----|-----|----|---|-----|-----|-----|-----|-----|
| | | | | fg-fga | pct | 3fg-fga | pct | ft-fga | pct | off | def | tot | avg | | | | | | | |
| CAMERON | 11/13/09 | | 1 | 0-0 | .000 | 0-0 | .000 | 0-0 | .000 | 1 | 0 | 1 | 1.0 | 0 | 0 | 0 | 0 | 0 | 0 | 0.0 |
| at Boise State | 11/28/09 | | 4 | 2-2 | 1.000 | 0-0 | .000 | 0-0 | .000 | 1 | 0 | 1 | 1.0 | 0 | 1 | 1 | 0 | 0 | 4 | 2.0 |
| UNIVERSITY OF THE SO | 12/02/09 | | 10 | 0-0 | .000 | 0-0 | .000 | 0-0 | .000 | 1 | 0 | 1 | 1.0 | 1 | 0 | 1 | 0 | 0 | 0 | 1.3 |
| at Texas A&M | 12/07/09 | | 3 | 0-0 | .000 | 0-0 | .000 | 0-0 | .000 | 0 | 0 | 0 | 0.8 | 1 | 0 | 0 | 1 | 0 | 0 | 1.0 |
| Totals | | 0 | 18 | 2-2 | 1.000 | 0-0 | .000 | 0-0 | .000 | 3 | 0 | 3 | 0.8 | 2 | 1 | 2 | 1 | 0 | 4 | 1.0 |

Games played: 4
 Minutes/game: 4.5
 Points/game: 1.0
 FG Pct: 100.0

Rebounds/game: 0.8
 Assists/game: 0.3
 Turnovers/game: 0.5
 Assist/turnover ratio: 0.5
 Blocks/game: 0.3

20 COLLIN MANGRUM

6-4 • 190 • Jr. • G • 2L • Howe, Texas (Howe HS)

Shooting team-best 16-29 (.552) from the floor after entering '09-10 with .288 career shooting percentage (19-66) ... 12 points at Rice was second career double-digit game ... Has at least 4 points in every appearance in '09-10 ... Went 2-2 for 5 points at Oklahoma State ... Saw first action in a season opener since 2006-07 and had 9 points vs Cameron ... 2008-09: Exploded for career highs in points (19), field goals (7) and 3-pointers (5) in breakout game vs Middle Tennessee ... Missed all of 2007-08 and the final nine games of the 08-09 season after exacerbating chronic injuries.

CAREER HIGHS

Points: 19 vs. MTSU (12/31/08)
 FG Made: 7 vs. MTSU (12/31/08)
 3-FG Made: 5 vs. MTSU (12/31/08)
 FT Made: 4, last vs Jarvis (12/22/06)
 Assists: 1, last vs. USW (12/2/09)
 Rebounds: 4, last vs. ULL (2/7/09)
 Steals: 2, last vs. JSU (11/24/09)
 Blocks: 1, last vs. Rice (12/5/09)
 Minutes: 23, last vs. Rice (12/5/09)



| Opponent | Date | gs | min | Total | | 3-Pointers | | Free throws | | Rebounds | | | | pf | a | t/o | blk | stl | pts | avg |
|----------------------|----------|----|-----|--------|-------|------------|-------|-------------|-------|----------|-----|-----|-----|----|---|-----|-----|-----|-----|-----|
| | | | | fg-fga | pct | 3fg-fga | pct | ft-fga | pct | off | def | tot | avg | | | | | | | |
| CAMERON | 11/13/09 | | 12 | 3-7 | .429 | 1-3 | .333 | 2-2 | 1.000 | 0 | 0 | 0 | 0.0 | 2 | 0 | 0 | 0 | 0 | 9 | 9.0 |
| at Oklahoma State | 11/21/09 | | 10 | 2-2 | 1.000 | 1-1 | 1.000 | 0-0 | .000 | 0 | 1 | 1 | 0.5 | 1 | 0 | 1 | 0 | 0 | 5 | 7.0 |
| JACKSON STATE | 11/24/09 | | 15 | 3-6 | .500 | 1-4 | .250 | 0-0 | .000 | 0 | 0 | 0 | 0.3 | 4 | 0 | 1 | 1 | 2 | 7 | 7.0 |
| at Boise State | 11/28/09 | | 16 | 2-3 | .667 | 0-0 | .000 | 0-1 | .000 | 0 | 0 | 0 | 0.3 | 2 | 0 | 0 | 0 | 0 | 4 | 6.3 |
| UNIVERSITY OF THE SO | 12/02/09 | | 15 | 2-3 | .667 | 1-2 | .500 | 2-2 | 1.000 | 0 | 1 | 1 | 0.4 | 4 | 1 | 0 | 1 | 1 | 7 | 6.4 |
| at Rice | 12/05/09 | | 23 | 4-8 | .500 | 1-4 | .250 | 3-4 | .750 | 0 | 3 | 3 | 0.8 | 2 | 0 | 1 | 1 | 1 | 12 | 7.3 |
| Totals | | 0 | 91 | 16-29 | .552 | 5-14 | .357 | 7-9 | .778 | 0 | 5 | 5 | 0.8 | 15 | 1 | 3 | 3 | 4 | 44 | 7.3 |

Games played: 6
 Minutes/game: 15.2
 Points/game: 7.3
 FG Pct: 55.2
 3FG Pct: 35.7
 FT Pct: 77.8

Rebounds/game: 0.8
 Assists/game: 0.2
 Turnovers/game: 0.5
 Assist/turnover ratio: 0.3
 Steals/game: 0.7
 Blocks/game: 0.5

CAREER STATS

| Season | gp-gs | min/avg | Total | | 3-Point | | F-Throws | | Rebounds | | | | Scoring | | | | | | | |
|---------|-------|---------|--------|------|---------|------|----------|------|----------|-----|-----|-----|---------|----|-----|----|-----|-----|-----|-----|
| | | | fg-fga | pct | fg-fga | pct | ft-fga | pct | off | def | tot | avg | pf | fo | ast | to | blk | stl | pts | avg |
| 2006-07 | 21-0 | 129/6.1 | 10-31 | .323 | 3-17 | .176 | 10-12 | .833 | 6 | 15 | 21 | 1.0 | 16 | 0 | 5 | 9 | 2 | 7 | 33 | 1.6 |
| 2008-09 | 11-1 | 88/8.0 | 9-35 | .257 | 5-22 | .227 | 3-6 | .500 | 2 | 12 | 14 | 1.3 | 18 | 1 | 3 | 9 | 0 | 5 | 26 | 2.4 |
| 2009-10 | 6-0 | 91/15.2 | 16-29 | .552 | 5-14 | .357 | 7-9 | .778 | 0 | 5 | 5 | 0.8 | 15 | 0 | 1 | 3 | 3 | 4 | 44 | 7.3 |
| TOTAL | 38-1 | 308/8.1 | 35-95 | .368 | 13-53 | .245 | 20-27 | .741 | 8 | 32 | 40 | 1.1 | 49 | 1 | 9 | 21 | 5 | 16 | 103 | 2.7 |

21 SHANNON SHORTER

6-4 • 200 • Jr. • G • TR • Houston (Paris JC)

Snagged first career double-double vs. USW ... Started season opener vs Cameron, and racked up 11 points in the 2OT win over UTA ... 2008-09 Paris: Poured in 15.7 points per game and 9.0 rebounds per game in the Region XIV Tourney, earning an All-Tournament Team selection to go with his All-Conference bid ... Shorter led the Dragons to a 25-6 record and a national top 10 ranking for a third straight season ... A strong defensive presence, Shorter and Paris finished sixth nationally in defensive points allowed ... Averaged 9.9 points on 52.0 percent shooting and 5.1 rpg as a sophomore.

CAREER HIGHS

Points: 11 vs. USW (12/2/09)
 FG Made: 4 vs. USW (12/2/09)
 3-FG Made: 1 vs. OSU (11/21/09)
 FT Made: 5 vs. UTA (11/18/09)
 Assists: 2, last vs. USW (12/2/09)
 Rebounds: 10 vs. USW (12/2/09)
 Steals: 1, last vs. OSU (11/21/09)
 Blocks: -
 Minutes: 28 vs. UTA (11/18/09)



| Opponent | Date | gs | min | Total | | 3-Pointers | | Free throws | | Rebounds | | | | pf | a | t/o | blk | stl | pts | avg |
|----------------------|----------|----|-----|--------|------|------------|-------|-------------|-------|----------|-----|-----|-----|----|---|-----|-----|-----|-----|-----|
| | | | | fg-fga | pct | 3fg-fga | pct | ft-fga | pct | off | def | tot | avg | | | | | | | |
| CAMERON | 11/13/09 | * | 21 | 0-3 | .000 | 0-2 | .000 | 2-2 | 1.000 | 0 | 2 | 2 | 2.0 | 0 | 2 | 2 | 0 | 0 | 2 | 2.0 |
| at UT Arlington | 11/18/09 | * | 28 | 3-8 | .375 | 0-2 | .000 | 5-7 | .714 | 2 | 2 | 4 | 3.0 | 3 | 2 | 1 | 0 | 1 | 11 | 6.5 |
| at Oklahoma State | 11/21/09 | * | 17 | 2-5 | .400 | 1-1 | 1.000 | 2-2 | 1.000 | 2 | 2 | 4 | 3.3 | 3 | 1 | 2 | 0 | 1 | 7 | 6.7 |
| JACKSON STATE | 11/24/09 | | 7 | 1-2 | .500 | 0-0 | .000 | 0-0 | .000 | 0 | 1 | 1 | 2.8 | 0 | 0 | 1 | 0 | 0 | 2 | 5.5 |
| at Boise State | 11/28/09 | | 8 | 0-2 | .000 | 0-0 | .000 | 0-0 | .000 | 0 | 2 | 2 | 2.6 | 0 | 0 | 1 | 0 | 0 | 0 | 4.4 |
| UNIVERSITY OF THE SO | 12/02/09 | | 21 | 4-5 | .800 | 0-0 | .000 | 3-7 | .429 | 4 | 6 | 10 | 3.8 | 1 | 2 | 0 | 0 | 0 | 11 | 5.5 |
| at Rice | 12/05/09 | | 3 | 0-1 | .000 | 0-1 | .000 | 0-0 | .000 | 0 | 1 | 1 | 3.4 | 0 | 0 | 0 | 0 | 0 | 0 | 4.7 |
| at Texas A&M | 12/07/09 | | 22 | 1-3 | .333 | 0-1 | .000 | 0-0 | .000 | 0 | 0 | 0 | 3.0 | 4 | 1 | 2 | 0 | 0 | 2 | 4.4 |
| Totals | | | 3 | 11-29 | .379 | 1-7 | .143 | 12-18 | .667 | 8 | 16 | 24 | 3.0 | 11 | 8 | 9 | 0 | 2 | 35 | 4.4 |

Games played: 8
 Minutes/game: 15.9
 Points/game: 4.4
 FG Pct: 37.9
 3FG Pct: 14.3
 FT Pct: 66.7

Rebounds/game: 3.0
 Assists/game: 1.0
 Turnovers/game: 1.1
 Assist/turnover ratio: 0.9
 Steals/game: 0.3

23 RICHARD THOMAS

6-5 • 190 • Jr. • G • TR • Rosedale, N.Y. (Garden City CC)

Has at least 3 points & a 3-pointer in every game ... Filled up the defensive stat sheet at Boise State and No. 16 Texas A&M with 2 steals and 1 block in both games ... Earned starting nod at OSU and had 5 points and 2 blocks ... Reached double-figures (12 pts) in first NT appearance in season opener ... 2008-09 Garden City: Named to the 2009 Region VI All-Tournament team at Garden City CC (Kan.) ... Represented the Broncbusters at the NJCAA All-Star Game, suiting up with his future NT teammate Shannon Shorter while scoring 10 points.

CAREER HIGHS

Points: 12 vs. Cameron (11/13/09)
 FG Made: 3, last vs. USW (12/2/09)
 3-FG Made: 2, last vs. USW (12/2/09)
 FT Made: 4 vs. Cameron (11/13/09)
 Assists: 3 vs. Texas A&M (12/7/09)
 Rebounds: 4 vs. Texas A&M (12/7/09)
 Steals: 2, last vs. Texas A&M (12/7/09)
 Blocks: 2 vs. OSU (11/21/09)
 Minutes: 31, last vs. Texas A&M (12/7/09)



| Opponent | Date | gs | min | Total | | 3-Pointers | | Free throws | | Rebounds | | | | pf | a | t/o | blk | stl | pts | avg | |
|----------------------|----------|----|-----|--------|-------|------------|-------|-------------|-------|----------|-----|-----|-----|-----|----|-----|-----|-----|-----|------|-----|
| | | | | fg-fga | pct | 3fg-fga | pct | ft-fa | pct | off | def | tot | avg | | | | | | | | |
| CAMERON | 11/13/09 | | 24 | 3-7 | .429 | 2-5 | .400 | 4-5 | .800 | 0 | 1 | 1 | 1.0 | 3 | 1 | 3 | 0 | 0 | 12 | 12.0 | |
| at UT Arlington | 11/18/09 | | 14 | 1-4 | .250 | 1-3 | .333 | 0-0 | .000 | 0 | 2 | 2 | 1.5 | 1 | 0 | 1 | 1 | 0 | 3 | 7.5 | |
| at Oklahoma State | 11/21/09 | * | 21 | 1-3 | .333 | 1-3 | .333 | 2-2 | 1.000 | 1 | 1 | 2 | 1.7 | 1 | 1 | 1 | 2 | 0 | 5 | 6.7 | |
| JACKSON STATE | 11/24/09 | * | 26 | 3-5 | .600 | 2-3 | .667 | 3-4 | .750 | 0 | 3 | 3 | 2.0 | 4 | 1 | 0 | 0 | 0 | 11 | 7.8 | |
| at Boise State | 11/28/09 | * | 31 | 3-11 | .273 | 1-6 | .167 | 0-0 | .000 | 1 | 1 | 2 | 2.0 | 2 | 2 | 6 | 1 | 2 | 7 | 7.6 | |
| UNIVERSITY OF THE SO | 12/02/09 | * | 19 | 3-5 | .600 | 2-3 | .667 | 0-0 | .000 | 0 | 2 | 2 | 2.0 | 2 | 1 | 3 | 0 | 0 | 8 | 7.7 | |
| at Rice | 12/05/09 | * | 11 | 1-4 | .250 | 1-4 | .250 | 0-0 | .000 | 1 | 0 | 1 | 1.9 | 4 | 0 | 1 | 0 | 0 | 3 | 7.0 | |
| at Texas A&M | 12/07/09 | * | 31 | 1-5 | .200 | 1-3 | .333 | 2-2 | 1.000 | 0 | 4 | 4 | 2.1 | 4 | 3 | 1 | 1 | 2 | 5 | 6.8 | |
| Totals | | | 6 | 177 | 16-44 | .364 | 11-30 | .367 | 11-13 | .846 | 3 | 14 | 17 | 2.1 | 21 | 9 | 16 | 5 | 4 | 54 | 6.8 |

Games played: 8
 Minutes/game: 22.1
 Points/game: 6.8
 FG Pct: 36.4
 3FG Pct: 36.7
 FT Pct: 84.6

Rebounds/game: 2.1
 Assists/game: 1.1
 Turnovers/game: 2.0
 Assist/turnover ratio: 0.6
 Steals/game: 0.5
 Blocks/game: 0.6

25 ERIC TRAMIEL

6-7 • 230 • Sr. • F • 1L • Shreveport, La. (Paris JC)

Reached double figures in five straight games, and has hit a 3-pointer in 3 straight ... Ranks 4th in school history with a 56.2 career FG% ... Bullied OSU for 16 pts on 7-of-14 shooting, and No. 16 Texas A&M for 17 pts on 6-of-11 ... 20th career double-digit scoring performance in season opener ... Preseason First Team All-Sun Belt ... 2008-09: Earned Third Team All-Sun Belt honors ... Was one of just 2 players in the SBC to average over 12.0 ppg and have at least 20 assists (26) and 20 blocks (21) ... Shot 57.9% in 08-09, which leads all SBC newcomers and ranked 3rd in the league.

CAREER HIGHS

Points: 22 vs. FIU (1/22/09)
 FG Made: 9 vs. UALR (1/08/09)
 3-FG Made: 2, last vs. Rice (12/5/09)
 FT Made: 13 vs. FAU (3/4/09)
 Assists: 3, last vs. ASU (2/26/09)
 Rebounds: 15 vs. FIU (1/22/09)
 Steals: 2, last vs. Texas A&M (12/7/09)
 Blocks: 4 vs. SHSU (11/20/08)
 Minutes: 36, last vs. USA (2/05/09)



| Opponent | Date | gs | min | Total | | 3-Pointers | | Free throws | | Rebounds | | | | pf | a | t/o | blk | stl | pts | avg | |
|-------------------|----------|----|----------|------------|--------------|-------------|-------------|-------------|--------------|-------------|----------|-----------|-----------|------------|-----------|----------|-----------|----------|----------|-----------|-------------|
| | | | | fg-fga | pct | 3fg-fga | pct | ft-fta | pct | off | def | tot | avg | | | | | | | | |
| CAMERON | 11/13/09 | * | 29 | 3-7 | .429 | 0-1 | .000 | 5-8 | .625 | 4 | 3 | 7 | 7.0 | 3 | 2 | 3 | 0 | 0 | 11 | 11.0 | |
| at UT Arlington | 11/18/09 | * | 20 | 1-3 | .333 | 0-1 | .000 | 3-3 | 1.000 | 0 | 3 | 3 | 5.0 | 5 | 0 | 0 | 0 | 1 | 5 | 8.0 | |
| at Oklahoma State | 11/21/09 | * | 32 | 7-14 | .500 | 1-3 | .333 | 1-1 | 1.000 | 0 | 3 | 3 | 4.3 | 5 | 0 | 0 | 1 | 0 | 16 | 10.7 | |
| JACKSON STATE | 11/24/09 | * | 29 | 6-9 | .667 | 0-1 | .000 | 3-5 | .600 | 1 | 4 | 5 | 4.5 | 5 | 0 | 3 | 2 | 1 | 15 | 11.8 | |
| at Boise State | 11/28/09 | * | 33 | 5-8 | .625 | 2-3 | .667 | 2-5 | .400 | 0 | 4 | 4 | 4.4 | 3 | 1 | 2 | 1 | 1 | 14 | 12.2 | |
| at Rice | 12/05/09 | * | 34 | 3-10 | .300 | 2-5 | .400 | 2-4 | .500 | 2 | 5 | 7 | 4.8 | 3 | 1 | 3 | 0 | 0 | 10 | 11.8 | |
| at Texas A&M | 12/07/09 | * | 31 | 6-11 | .545 | 1-4 | .250 | 4-7 | .571 | 2 | 4 | 6 | 5.0 | 5 | 2 | 2 | 1 | 2 | 17 | 12.6 | |
| Totals | | | 7 | 208 | 31-62 | .500 | 6-18 | .333 | 20-33 | .606 | 9 | 26 | 35 | 5.0 | 29 | 6 | 13 | 5 | 5 | 88 | 12.6 |

Games played: 7
 Minutes/game: 29.7
 Points/game: 12.6
 FG Pct: 50.0
 3FG Pct: 33.3
 FT Pct: 60.6

Rebounds/game: 5.0
 Assists/game: 0.9
 Turnovers/game: 1.9
 Assist/turnover ratio: 0.5
 Steals/game: 0.7
 Blocks/game: 0.7

CAREER STATS

| Season | gp-gs | min/avg | Total | | 3-Point | | F-Throws | | Rebounds | | | | Scoring | | | | | | | |
|--------------|--------------|-----------------|----------------|-------------|--------------|-------------|----------------|-------------|-----------|------------|------------|------------|------------|----------|-----------|-----------|-----------|-----------|------------|-------------|
| | | | fg-fga | pct | fg-fga | pct | ft-fta | pct | off | def | tot | avg | pf | fo | ast | to | blk | stl | pts | avg |
| 2008-09 | 32-19 | 784/24.5 | 132-228 | .579 | 4-10 | .400 | 116-179 | .648 | 74 | 138 | 212 | 6.6 | 86 | 3 | 26 | 50 | 21 | 13 | 384 | 12.0 |
| 2009-10 | 7-7 | 208/29.7 | 31-62 | .500 | 6-18 | .333 | 20-33 | .606 | 9 | 26 | 35 | 5.0 | 29 | 4 | 6 | 13 | 5 | 5 | 88 | 12.6 |
| TOTAL | 39-26 | 992/25.4 | 163-290 | .562 | 10-28 | .357 | 136-212 | .642 | 83 | 164 | 247 | 6.3 | 115 | 7 | 32 | 63 | 26 | 18 | 472 | 12.1 |

30 JACOB HOLMEN

6-8 • 220 • Fr. • F • HS • Whitehouse, Texas (Whitehouse HS)

Posted a block and a 3-pointer in 9 minutes at No. 16 Texas A&M ... Only Josh White has topped Holmen's 17 pts vs USW ... Hit first career 3-pointer at Boise State ... Team's leading rebounder at OSU with 8 boards ... Breakout game vs. UTA with 14 pts in 29 minutes ... Scored 4 points in first collegiate action in season opener ... High School: Was the District 11-4A Defensive POY and a First-Team All-East Texas selection by the Tyler Morning Telegraph following his junior season, and upped that to All-East Texas MVP in 2009.

CAREER HIGHS

Points: 17 vs. USW (12/2/09)
 FG Made: 6, last vs. USW (12/2/09)
 3-FG Made: 1, vs. Texas A&M (12/7/09)
 FT Made: 5 vs. USW (12/2/09)
 Assists: 2 vs. Cameron (11/13/09)
 Rebounds: 8 vs. OSU (11/21/09)
 Steals: 1, last vs. USW (12/2/09)
 Blocks: 1, last vs. Texas A&M (12/7/09)
 Minutes: 29 vs. UTA (11/18/09)



| Opponent | Date | gs | min | Total | | 3-Pointers | | Free throws | | Rebounds | | | | pf | a | t/o | blk | stl | pts | avg |
|----------------------|----------|----|-----|--------|-------|------------|-------|-------------|-------|----------|-----|-----|-----|----|---|-----|-----|-----|-----|-----|
| | | | | fg-fga | pct | 3fg-fga | pct | ft-fga | pct | off | def | tot | avg | | | | | | | |
| CAMERON | 11/13/09 | | 16 | 2-5 | .400 | 0-1 | .000 | 0-0 | .000 | 1 | 1 | 2 | 2.0 | 1 | 2 | 0 | 0 | 0 | 4 | 4.0 |
| at UT Arlington | 11/18/09 | | 29 | 6-12 | .500 | 0-2 | .000 | 2-4 | .500 | 1 | 3 | 4 | 3.0 | 4 | 0 | 0 | 1 | 0 | 14 | 9.0 |
| at Oklahoma State | 11/21/09 | | 13 | 3-8 | .375 | 0-2 | .000 | 0-1 | .000 | 3 | 5 | 8 | 4.7 | 2 | 1 | 0 | 0 | 1 | 6 | 8.0 |
| JACKSON STATE | 11/24/09 | | 11 | 1-1 | 1.000 | 0-0 | .000 | 4-4 | 1.000 | 0 | 1 | 1 | 3.8 | 0 | 0 | 0 | 0 | 0 | 6 | 7.5 |
| at Boise State | 11/28/09 | | 7 | 3-5 | .600 | 1-1 | 1.000 | 0-0 | .000 | 0 | 1 | 1 | 3.2 | 1 | 0 | 0 | 0 | 0 | 7 | 7.4 |
| UNIVERSITY OF THE SO | 12/02/09 | * | 22 | 6-10 | .600 | 0-1 | .000 | 5-5 | 1.000 | 1 | 1 | 2 | 3.0 | 2 | 1 | 1 | 0 | 1 | 17 | 9.0 |
| at Rice | 12/05/09 | * | 11 | 1-6 | .167 | 0-0 | .000 | 0-0 | .000 | 2 | 1 | 3 | 3.0 | 0 | 0 | 0 | 0 | 0 | 2 | 8.0 |
| at Texas A&M | 12/07/09 | | 9 | 1-4 | .250 | 1-2 | .500 | 0-0 | .000 | 1 | 0 | 1 | 2.8 | 0 | 0 | 0 | 1 | 0 | 3 | 7.4 |
| Totals | | 2 | 118 | 23-51 | .451 | 2-9 | .222 | 11-14 | .786 | 9 | 13 | 22 | 2.8 | 10 | 4 | 1 | 2 | 2 | 59 | 7.4 |

Games played: 8
 Minutes/game: 14.8
 Points/game: 7.4
 FG Pct: 45.1
 3FG Pct: 22.2
 FT Pct: 78.6

Rebounds/game: 2.8
 Assists/game: 0.5
 Turnovers/game: 0.1
 Assist/turnover ratio: 4.0
 Steals/game: 0.3
 Blocks/game: 0.3

33 TYLER HALL

6-2 • 175 • So. • G • HS • Pampa, Texas (Pampa HS)

4 pts in 3 minutes vs. USW ... Recorded a steal in 1 minute of play vs Cameron ... High School: A multi-sport standout at Pampa High School, Hall averaged 22 points, 6 rebounds and 5 assists per game as a senior ... Was named an all-district performer in each of his last two seasons, and was once named to the all-region team ... Scored a career-high double-double with 42 points and 11 rebounds in a single game ... Also lettered in track, where he qualified for regionals in the long jump ... Participated in the Faith 7 Texas vs. Oklahoma All-Star game ... Has two brothers, Brodie and Clayton ... Born on August 29, 1988 to Kitty and Terry Hall.

CAREER HIGHS

Points: 4 vs. USW (12/2/09)
 FG Made: 1 vs. USW (12/2/09)
 3-FG Made: -
 FT Made: 2 vs. USW (12/2/09)
 Assists: 1 vs. USW (12/2/09)
 Rebounds: -
 Steals: 1 vs. Cameron (11/13/09)
 Blocks: -
 Minutes: 3 vs. USW (12/2/09)



| Opponent | Date | gs | min | Total | | 3-Pointers | | Free throws | | Rebounds | | | | pf | a | t/o | blk | stl | pts | avg | |
|----------------------|----------|----|-----|--------|-------|------------|------|-------------|-------|----------|-----|-----|-----|-----|---|-----|-----|-----|-----|-----|-----|
| | | | | fg-fga | pct | 3fg-fga | pct | ft-fta | pct | off | def | tot | avg | | | | | | | | |
| CAMERON | 11/13/09 | | 1 | 0-1 | .000 | 0-0 | .000 | 0-0 | .000 | 0 | 0 | 0 | 0.0 | 0 | 0 | 0 | 0 | 1 | 0 | 0.0 | |
| UNIVERSITY OF THE SO | 12/02/09 | | 3 | 1-1 | 1.000 | 0-0 | .000 | 2-2 | 1.000 | 0 | 0 | 0 | 0.0 | 0 | 1 | 0 | 0 | 0 | 4 | 2.0 | |
| Totals | | | 0 | 4 | 1-2 | .500 | 0-0 | .000 | 2-2 | 1.000 | 0 | 0 | 0 | 0.0 | 0 | 1 | 0 | 0 | 1 | 4 | 2.0 |

Games played: 2
 Minutes/game: 2.0
 Points/game: 2.0
 FG Pct: 50.0
 FT Pct: 100.0

Assists/game: 0.5
 Assist/turnover ratio: 99.9
 Steals/game: 0.5

42 CAMERON SPENCER

6-7 • 264 • Jr. • F • SQ • Orange, Texas (Southern Methodist)

Has seen action in each game of 2009 ... Solid 5 pts on 2-3 shooting vs. USW ... Game and career-high 8 rebounds at Boise State ... Tallied a jumper and a block vs. Jackson State ... Scored a bucket vs Cameron in his first action at NT ... Sat out the 2008-09 season due to NCAA transfer rules ... At SMU he played in 41 games over two years, hitting 53.6 percent from the floor ... Was the first signee for SMU head coach Matt Doherty ... He also tallied 6 blocks and 6 steals to go with 5 assists and 9-of-17 (52.9 percent) shooting on the year.

CAREER HIGHS

Points: 5 vs. USW (12/2/09)
 FG Made: 2 vs. USW (12/2/09)
 3-FG Made: -
 FT Made: 1 vs. USW (12/2/09)
 Assists: 1, last vs. Boise St. (11/28/09)
 Rebounds: 8 vs. Boise St. (11/28/09)
 Steals: 1, last vs. Texas A&M (12/7/09)
 Blocks: 1, last vs. Boise St. (11/28/09)
 Minutes: 19 vs. Boise St. (11/28/09)



| Opponent | Date | gs | min | Total | | 3-Pointers | | Free throws | | Rebounds | | | | pf | a | t/o | blk | stl | pts | avg |
|----------------------|----------|----|-----|--------|------|------------|------|-------------|------|----------|-----|-----|-----|----|---|-----|-----|-----|-----|-----|
| | | | | fg-fga | pct | 3fg-fga | pct | ft-fta | pct | off | def | tot | avg | | | | | | | |
| CAMERON | 11/13/09 | | 5 | 1-2 | .500 | 0-0 | .000 | 0-0 | .000 | 1 | 0 | 1 | 1.0 | 0 | 1 | 0 | 0 | 0 | 2 | 2.0 |
| at UT Arlington | 11/18/09 | | 6 | 0-0 | .000 | 0-0 | .000 | 0-0 | .000 | 0 | 1 | 1 | 1.0 | 0 | 0 | 2 | 0 | 0 | 0 | 1.0 |
| at Oklahoma State | 11/21/09 | | 1 | 0-1 | .000 | 0-0 | .000 | 0-0 | .000 | 0 | 0 | 0 | 0.7 | 1 | 0 | 0 | 0 | 0 | 0 | 0.7 |
| JACKSON STATE | 11/24/09 | | 3 | 1-2 | .500 | 0-0 | .000 | 0-0 | .000 | 0 | 1 | 1 | 0.8 | 0 | 0 | 0 | 1 | 0 | 2 | 1.0 |
| at Boise State | 11/28/09 | | 19 | 1-2 | .500 | 0-0 | .000 | 0-0 | .000 | 3 | 5 | 8 | 2.2 | 0 | 1 | 1 | 1 | 0 | 2 | 1.2 |
| UNIVERSITY OF THE SO | 12/02/09 | | 14 | 2-3 | .667 | 0-0 | .000 | 1-2 | .500 | 1 | 3 | 4 | 2.5 | 0 | 0 | 0 | 0 | 1 | 5 | 1.8 |
| at Rice | 12/05/09 | | 6 | 0-0 | .000 | 0-0 | .000 | 0-0 | .000 | 0 | 1 | 1 | 2.3 | 0 | 0 | 0 | 0 | 0 | 0 | 1.6 |
| at Texas A&M | 12/07/09 | | 6 | 1-2 | .500 | 0-0 | .000 | 0-0 | .000 | 1 | 2 | 3 | 2.4 | 3 | 0 | 0 | 0 | 1 | 2 | 1.6 |
| Totals | | 0 | 60 | 6-12 | .500 | 0-0 | .000 | 1-2 | .500 | 6 | 13 | 19 | 2.4 | 4 | 2 | 3 | 2 | 2 | 13 | 1.6 |

Games played: 8
 Minutes/game: 7.5
 Points/game: 1.6
 FG Pct: 50.0
 FT Pct: 50.0

Rebounds/game: 2.4
 Assists/game: 0.3
 Turnovers/game: 0.4
 Assist/turnover ratio: 0.7
 Steals/game: 0.3
 Blocks/game: 0.3

LAST TIME vs ULM

ULM vs North Texas

02-19-09 7:00 p.m. at The Super Pit - Denton, Texas

ULM 80 • 9-17, 5-10 SBC

| ## | Player | f | Total | | 3-Ptr | | Rebounds | | | PF | TP | A | TO | Blk | Stl | Min |
|--------|------------------|---|--------|--------|--------|-----|----------|-----|----|----|----|----|----|-----|-----|-----|
| | | | FG-FGA | FG-FGA | FT-FTA | Off | Def | Tot | | | | | | | | |
| 03 | Turner,Rudy | f | 5-9 | 0-0 | 1-4 | 1 | 11 | 12 | 5 | 11 | 0 | 4 | 2 | 0 | 28 | |
| 22 | Gilbert,Lawrence | f | 0-3 | 0-2 | 3-6 | 0 | 2 | 2 | 5 | 3 | 0 | 0 | 1 | 1 | 20 | |
| 24 | Hill,Jarvis | f | 8-14 | 2-2 | 5-6 | 0 | 4 | 4 | 5 | 23 | 0 | 2 | 0 | 0 | 30 | |
| 12 | Averette,Kenneth | g | 3-3 | 2-2 | 2-4 | 0 | 1 | 1 | 0 | 10 | 2 | 1 | 0 | 3 | 32 | |
| 23 | Thomas,Malcolm | g | 5-9 | 0-2 | 0-0 | 2 | 4 | 6 | 5 | 10 | 1 | 2 | 0 | 2 | 24 | |
| 05 | Forbes,Dynile | | 4-7 | 2-4 | 8-9 | 0 | 0 | 0 | 2 | 18 | 0 | 3 | 0 | 1 | 28 | |
| 11 | Lassiter,Reggie | | 1-2 | 0-0 | 0-0 | 0 | 0 | 0 | 1 | 2 | 4 | 3 | 0 | 0 | 11 | |
| 20 | Nweke,Afam | | 1-4 | 0-0 | 1-2 | 1 | 3 | 4 | 4 | 3 | 0 | 2 | 0 | 0 | 26 | |
| 30 | Toms,A.J. | | 0-0 | 0-0 | 0-0 | 0 | 0 | 0 | 0 | 0 | 0 | 0 | 0 | 0 | 1 | |
| Team | | | | | | 0 | 1 | 1 | | | | | | | | |
| Totals | | | 27-51 | 6-12 | 20-31 | 4 | 26 | 30 | 27 | 80 | 7 | 17 | 3 | 7 | 200 | |

FG % 1st Half: 12-24 50.0% 2nd half: 15-27 55.6% Game: 27-51 52.9% Deadball
 3FG % 1st Half: 3-6 50.0% 2nd half: 3-6 50.0% Game: 6-12 50.0% Rebounds
 FT % 1st Half: 3-8 37.5% 2nd half: 17-23 73.9% Game: 20-31 64.5% 5

North Texas 95 • 16-10, 9-6 SBC

| ## | Player | f | Total | | 3-Ptr | | Rebounds | | | PF | TP | A | TO | Blk | Stl | Min |
|--------|--------------------|---|--------|--------|--------|-----|----------|-----|----|----|----|----|----|-----|-----|-----|
| | | | FG-FGA | FG-FGA | FT-FTA | Off | Def | Tot | | | | | | | | |
| 04 | Odufuwa, George | f | 4-6 | 0-0 | 2-2 | 3 | 6 | 9 | 4 | 10 | 0 | 2 | 0 | 2 | 24 | |
| 25 | Tramiel, Eric | f | 5-9 | 0-0 | 7-13 | 1 | 2 | 3 | 3 | 17 | 0 | 2 | 1 | 0 | 25 | |
| 01 | Johnson, Dominique | g | 4-10 | 1-3 | 3-4 | 2 | 3 | 5 | 3 | 12 | 6 | 3 | 0 | 0 | 32 | |
| 10 | White, Josh | g | 2-7 | 1-3 | 0-0 | 0 | 5 | 5 | 0 | 5 | 3 | 0 | 0 | 0 | 32 | |
| 14 | Thompson, Tristan | g | 3-8 | 3-5 | 4-5 | 0 | 1 | 1 | 4 | 13 | 2 | 1 | 0 | 1 | 21 | |
| 03 | Dennis, Collin | | 4-7 | 0-1 | 2-2 | 0 | 4 | 4 | 4 | 10 | 3 | 1 | 0 | 1 | 17 | |
| 05 | McCoy, Adam | | 6-10 | 3-5 | 5-6 | 0 | 2 | 2 | 1 | 20 | 0 | 1 | 0 | 0 | 17 | |
| 11 | Matlock, Antwone | | 0-2 | 0-2 | 0-0 | 0 | 0 | 0 | 0 | 0 | 0 | 0 | 0 | 0 | 1 | |
| 21 | Stewart, Harold | | 2-3 | 0-0 | 0-2 | 1 | 1 | 2 | 3 | 4 | 2 | 0 | 0 | 1 | 17 | |
| 24 | Hogans, Kedrick | | 0-1 | 0-0 | 2-2 | 1 | 0 | 1 | 2 | 2 | 0 | 1 | 0 | 0 | 7 | |
| 34 | Howerton, Justin | | 1-3 | 0-0 | 0-0 | 1 | 2 | 3 | 1 | 2 | 1 | 3 | 0 | 0 | 7 | |
| Team | | | | | | 6 | 0 | 6 | | | | | | | | |
| Totals | | | 31-66 | 8-19 | 25-36 | 15 | 26 | 41 | 25 | 95 | 17 | 14 | 1 | 5 | 200 | |

FG % 1st Half: 12-33 36.4% 2nd half: 19-33 57.6% Game: 31-66 47.0% Deadball
 3FG % 1st Half: 4-8 50.0% 2nd half: 4-11 36.4% Game: 8-19 42.1% Rebounds
 FT % 1st Half: 7-14 50.0% 2nd half: 18-22 81.8% Game: 25-36 69.4% 5

Officials: Duke Edsall, Brent Meaux, Don Daily
 Technical fouls: ULM-TEAM. North Texas-None.
 Attendance: 3467

| Score by periods | 1st | 2nd | Total |
|------------------|-----|-----|-------|
| ULM | 30 | 50 | 80 |
| North Texas | 35 | 60 | 95 |

| Points | In | Off | 2nd | Fast | Bench |
|--------|-------|-----|--------|-------|-------|
| | Paint | T/O | Chance | Break | |
| ULM | 22 | 20 | 2 | 6 | 23 |
| NT | 28 | 15 | 15 | 9 | 38 |

Last FG - ULM 2nd-00:15, NT 2nd-00:02.
 Largest lead - ULM by 5 1st-15:58, NT by 21 2nd-04:51.

Score tied - 5 times.
 Lead changed - 1 time.

NORTH TEXAS vs. ULM WARHAWKS

5-3 OVERALL, 0-0 SUN BELT WEST

2009-10 SEASON STATS TEAM/INDIVIDUAL

| RECORD: | OVERALL | HOME | AWAY | NEUTRAL |
|----------------|---------|------|------|---------|
| ALL GAMES | 5-3 | 3-0 | 2-3 | 0-0 |
| CONFERENCE | 0-0 | 0-0 | 0-0 | 0-0 |
| NON-CONFERENCE | 5-3 | 3-0 | 2-3 | 0-0 |

| Pl a er | gp-gs | min | avg | Total | | 3-Point | | F-Throw | | Rebounds | | | avg | pf | dq | a | to | blk | stl | pts | avg |
|-----------------------|-------|------|------|---------|-------|---------|------|---------|-------|----------|-----|-----|------|-----|----|----|-----|-----|-----|-----|------|
| | | | | fg-fga | fg | 3fg-fga | 3fg | ft-fita | ft | off | def | tot | | | | | | | | | |
| 10 White, Josh | 8-8 | 285 | 35.6 | 41-79 | .519 | 14-31 | .452 | 39-45 | .867 | 6 | 19 | 25 | 3.1 | 10 | 0 | 37 | 27 | 0 | 2 | 135 | 16.9 |
| 25 Tramiel, Eric | 7-7 | 208 | 29.7 | 31-62 | .500 | 6-18 | .333 | 20-33 | .606 | 9 | 26 | 35 | 5.0 | 29 | 4 | 6 | 13 | 5 | 5 | 88 | 12.6 |
| 04 Odufuwa, George | 8-7 | 237 | 29.6 | 25-48 | .521 | 0-0 | .000 | 25-41 | .610 | 24 | 61 | 85 | 10.6 | 18 | 0 | 7 | 22 | 8 | 7 | 75 | 9.4 |
| 30 Holmen, Jacob | 8-2 | 118 | 14.8 | 23-51 | .451 | 2-9 | .222 | 11-14 | .786 | 9 | 13 | 22 | 2.8 | 10 | 0 | 4 | 1 | 2 | 2 | 59 | 7.4 |
| 20 Mangrum, Collin | 6-0 | 91 | 15.2 | 16-29 | .552 | 5-14 | .357 | 7-9 | .778 | 0 | 5 | 5 | 0.8 | 15 | 0 | 1 | 3 | 3 | 4 | 44 | 7.3 |
| 23 Thomas, Richard | 8-6 | 177 | 22.1 | 16-44 | .364 | 11-30 | .367 | 11-13 | .846 | 3 | 14 | 17 | 2.1 | 21 | 0 | 9 | 16 | 5 | 4 | 54 | 6.8 |
| 01 Johnson, Dominique | 4-0 | 60 | 15.0 | 8-19 | .421 | 3-8 | .375 | 8-10 | .800 | 0 | 7 | 7 | 1.8 | 6 | 0 | 9 | 4 | 1 | 3 | 27 | 6.8 |
| 14 Thompson, Tristan | 8-7 | 168 | 21.0 | 14-48 | .292 | 6-19 | .316 | 19-25 | .760 | 6 | 19 | 25 | 3.1 | 11 | 0 | 11 | 11 | 0 | 3 | 53 | 6.6 |
| 21 Shorter, Shannon | 8-3 | 127 | 15.9 | 11-29 | .379 | 1-7 | .143 | 12-18 | .667 | 8 | 16 | 24 | 3.0 | 11 | 0 | 8 | 9 | 0 | 2 | 35 | 4.4 |
| 33 Hall, Tyler | 2-0 | 4 | 2.0 | 1-2 | .500 | 0-0 | .000 | 2-2 | 1.000 | 0 | 0 | 0 | 0.0 | 0 | 0 | 1 | 0 | 0 | 1 | 4 | 2.0 |
| 12 Goff, Nick | 2-0 | 4 | 2.0 | 1-2 | .500 | 0-0 | .000 | 2-2 | 1.000 | 1 | 1 | 2 | 1.0 | 0 | 0 | 1 | 1 | 0 | 0 | 4 | 2.0 |
| 03 Williams, Alzee | 8-0 | 88 | 11.0 | 5-15 | .333 | 1-7 | .143 | 4-6 | .667 | 1 | 7 | 8 | 1.0 | 9 | 0 | 1 | 5 | 1 | 2 | 15 | 1.9 |
| 42 Spencer, Cameron | 8-0 | 60 | 7.5 | 6-12 | .500 | 0-0 | .000 | 1-2 | .500 | 6 | 13 | 19 | 2.4 | 4 | 0 | 2 | 3 | 2 | 2 | 13 | 1.6 |
| 15 Knox, Ben | 4-0 | 18 | 4.5 | 2-2 | 1.000 | 0-0 | .000 | 0-0 | .000 | 3 | 0 | 3 | 0.8 | 2 | 0 | 1 | 2 | 1 | 0 | 4 | 1.0 |
| 11 Matlock, Antwone | 2-0 | 5 | 2.5 | 0-3 | .000 | 0-3 | .000 | 0-0 | .000 | 0 | 1 | 1 | 0.5 | 1 | 0 | 0 | 0 | 0 | 0 | 0 | 0.0 |
| Team | | | | | | | | | | 13 | 17 | 30 | | | | | 2 | | | | |
| Total..... | 8 | 1650 | | 200-445 | .449 | 49-146 | .336 | 161-220 | .732 | 89 | 219 | 308 | 38.5 | 147 | 4 | 98 | 119 | 28 | 37 | 610 | 76.2 |
| Opponents..... | 8 | 1651 | | 211-494 | .427 | 46-139 | .331 | 111-157 | .707 | 86 | 188 | 274 | 34.2 | 174 | - | 95 | 102 | 36 | 48 | 579 | 72.4 |

| TEAM STAT | ST | CS | T | OPP | Date | Opponent | Score | Att |
|------------------------|----|----|---------|---------|----------|-----------------------------|------------|-------|
| SCORING | | | 610 | 579 | 11/13/09 | CAMERON | w 80-62 | 1524 |
| Points per game | | | 76.2 | 72.4 | 11/18/09 | at UT Arlington | wo2 101-99 | 1404 |
| Scoring margin | | | +3.9 | - | 11/21/09 | at Oklahoma State | L 68-82 | 10888 |
| FIELD GOALS-ATT | | | 200-445 | 211-494 | 11/24/09 | JACKSON STATE | w 68-58 | 2164 |
| Field goal pct | | | .449 | .427 | 11/28/09 | at Boise State | L 73-79 | 2650 |
| 3 POINT FG-ATT | | | 49-146 | 46-139 | 12/02/09 | UNIVERSITY OF THE SOUTHWEST | w 91-62 | 1677 |
| 3-point FG pct | | | .336 | .331 | 12/05/09 | at Rice | w 64-62 | 1490 |
| 3-pt FG made per game | | | 6.1 | 5.8 | 12/07/09 | at Texas A&M | L 65-75 | 6366 |
| FREE THROWS-ATT | | | 161-220 | 111-157 | | | | |
| Free throw pct | | | .732 | .707 | | | | |
| F-Throws made per game | | | 20.1 | 13.9 | | | | |
| REBOUNDS | | | 308 | 274 | | | | |
| Rebounds per game | | | 38.5 | 34.2 | | | | |
| Rebounding margin | | | +4.3 | - | | | | |
| ASSISTS | | | 98 | 95 | | | | |
| Assists per game | | | 12.3 | 11.9 | | | | |
| TURNOVERS | | | 119 | 102 | | | | |
| Turnovers per game | | | 14.9 | 12.8 | | | | |
| Turnover margin | | | -2.1 | - | | | | |
| Assist/turnover ratio | | | 0.8 | 0.9 | | | | |
| STEALS | | | 37 | 48 | | | | |
| Steals per game | | | 4.6 | 6.0 | | | | |
| BLOCKS | | | 28 | 36 | | | | |
| Blocks per game | | | 3.5 | 4.5 | | | | |
| ATTENDANCE | | | 5365 | 22798 | | | | |
| Home games-Avg/Game | | | 3-1788 | 5-4560 | | | | |
| Neutral site-Avg/Game | | | - | 0-0 | | | | |

* - Conference game

| Score b | Periods | st | nd | OT | OT | Totals |
|-------------|---------|-----|-----|----|----|--------|
| North Texas | | 284 | 307 | 12 | 7 | 610 |
| Opponents | | 273 | 289 | 12 | 5 | 579 |

2009-10 SEASON STATS TEAM GAME-BY-GAME

| Opponent | Date | Score | | Total | | 3-Pointers | | Free throws | | Rebounds | | | | pf | a | t/o | blk | stl | pts | avg |
|----------------------|----------|--------|-----|---------|------|------------|------|-------------|------|----------|-----|-----|------|-----|----|-----|-----|-----|-----|------|
| | | | | fg-fga | pct | 3fg-fga | pct | ft-fga | pct | off | def | tot | avg | | | | | | | |
| CAMERON | 11/13/09 | 80-62 | W | 24-57 | .421 | 8-22 | .364 | 24-33 | .727 | 17 | 33 | 50 | 50.0 | 14 | 13 | 15 | 2 | 2 | 80 | 80.0 |
| at UT Arlington | 11/18/09 | 101-99 | Wot | 27-57 | .474 | 3-15 | .200 | 44-57 | .772 | 10 | 36 | 46 | 48.0 | 27 | 13 | 22 | 5 | 7 | 101 | 90.5 |
| at Oklahoma State | 11/21/09 | 68-82 | L | 24-58 | .414 | 5-16 | .313 | 15-18 | .833 | 12 | 24 | 36 | 44.0 | 19 | 11 | 13 | 4 | 2 | 68 | 83.0 |
| JACKSON STATE | 11/24/09 | 68-58 | W | 22-50 | .440 | 4-14 | .286 | 20-28 | .714 | 6 | 30 | 36 | 42.0 | 20 | 10 | 14 | 7 | 6 | 68 | 79.2 |
| at Boise State | 11/28/09 | 73-79 | L | 29-62 | .468 | 9-22 | .409 | 6-12 | .500 | 11 | 24 | 35 | 40.6 | 14 | 15 | 18 | 3 | 3 | 73 | 78.0 |
| UNIVERSITY OF THE SO | 12/02/09 | 91-62 | W | 33-59 | .559 | 8-19 | .421 | 17-24 | .708 | 12 | 29 | 41 | 40.7 | 16 | 14 | 11 | 2 | 7 | 91 | 80.2 |
| at Rice | 12/05/09 | 64-62 | W | 18-48 | .375 | 8-22 | .364 | 20-26 | .769 | 7 | 26 | 33 | 39.6 | 16 | 8 | 12 | 1 | 3 | 64 | 77.9 |
| at Texas A&M | 12/07/09 | 65-75 | L | 23-54 | .426 | 4-16 | .250 | 15-22 | .682 | 14 | 17 | 31 | 38.5 | 21 | 14 | 14 | 4 | 7 | 65 | 76.2 |
| North Texas | | 610 | | 200-445 | .449 | 49-146 | .336 | 161-220 | .732 | 89 | 219 | 308 | 38.5 | 147 | 98 | 119 | 28 | 37 | 610 | 76.2 |
| Opponents | | 579 | | 211-494 | .427 | 46-139 | .331 | 111-157 | .707 | 86 | 188 | 274 | 34.2 | 174 | 95 | 102 | 36 | 48 | 579 | 72.4 |

Games played: 8
 Points/game: 76.2
 FG Pct: 44.9
 3FG Pct: 33.6
 FT Pct: 73.2

Rebounds/game: 38.5
 Assists/game: 12.3
 Turnovers/game: 14.9
 Assist/turnover ratio: 0.8
 Steals/game: 4.6
 Blocks/game: 3.5

NORTH TEXAS vs. ULM WARHAWKS

5-3 OVERALL, O-O SUN BELT WEST



CAMERON 62 at NORTH TEXAS 80

The Super Pit • Denton, Texas • 11/13/09

| North Texas (1-0) | FG-A | 3G-A | FT-A | O | D | T | PF | Pts | A | TO | B | S | Min. | | | | | | |
|---------------------------|------|------|------|----|----|----|----|-----|----|----|----|----|------|---|---|---|----|--|--|
| 04 Odufuwa, George..... | f | 4 | 10 | 0 | 0 | 4 | 7 | 6 | 18 | 24 | 0 | 12 | 1 | 3 | 2 | 1 | 29 | | |
| 25 Tramiel, Eric..... | f | 3 | 7 | 0 | 1 | 5 | 8 | 4 | 3 | 7 | 3 | 11 | 2 | 3 | 0 | 0 | 29 | | |
| 10 White, Josh..... | g | 6 | 9 | 5 | 6 | 2 | 3 | 1 | 3 | 4 | 2 | 19 | 4 | 2 | 0 | 0 | 30 | | |
| 14 Thompson, Tristan..... | g | 1 | 3 | 0 | 2 | 3 | 4 | 1 | 2 | 3 | 1 | 5 | 0 | 1 | 0 | 0 | 16 | | |
| 21 Shorter, Shannon..... | g | 0 | 3 | 0 | 2 | 2 | 2 | 0 | 2 | 2 | 0 | 2 | 2 | 2 | 0 | 0 | 21 | | |
| 03 Williams, Alzee..... | g | 1 | 2 | 0 | 1 | 0 | 0 | 0 | 1 | 1 | 1 | 2 | 0 | 0 | 0 | 0 | 14 | | |
| 11 Matlock, Antwone..... | g | 0 | 1 | 0 | 1 | 0 | 0 | 0 | 0 | 0 | 1 | 0 | 0 | 0 | 0 | 0 | 1 | | |
| 12 Goff, Nick..... | g | 0 | 0 | 0 | 0 | 2 | 2 | 0 | 0 | 0 | 0 | 2 | 0 | 1 | 0 | 0 | 1 | | |
| 15 Knox, Ben..... | g | 0 | 0 | 0 | 0 | 0 | 0 | 1 | 0 | 1 | 0 | 0 | 0 | 0 | 0 | 0 | 1 | | |
| 20 Mangrum, Collin..... | g | 3 | 7 | 1 | 3 | 2 | 2 | 0 | 0 | 0 | 2 | 9 | 0 | 0 | 0 | 0 | 12 | | |
| 23 Thomas, Richard..... | g | 3 | 7 | 2 | 5 | 4 | 5 | 0 | 1 | 1 | 3 | 12 | 1 | 3 | 0 | 0 | 24 | | |
| 30 Holmen, Jacob..... | g | 2 | 5 | 0 | 1 | 0 | 0 | 1 | 1 | 2 | 1 | 4 | 2 | 0 | 0 | 0 | 16 | | |
| 33 Hall, Tyler..... | g | 0 | 1 | 0 | 0 | 0 | 0 | 0 | 0 | 0 | 0 | 0 | 0 | 0 | 0 | 0 | 1 | | |
| 42 Spencer, Cameron..... | g | 1 | 2 | 0 | 0 | 0 | 0 | 1 | 0 | 1 | 0 | 2 | 1 | 0 | 0 | 0 | 5 | | |
| TEAM..... | | | | | | | | | | | | | | 2 | 2 | 4 | | | |
| Totals..... | 24 | 57 | 8 | 22 | 24 | 33 | 17 | 33 | 50 | 14 | 80 | 13 | 15 | 2 | 2 | 2 | 2 | | |

| Cameron (0-1) | FG-A | 3G-A | FT-A | O | D | T | PF | Pts | A | TO | B | S | Min. | | | | | | |
|-----------------------------|------|------|------|----|----|----|----|-----|----|----|----|----|------|---|---|----|----|--|--|
| 13 GLASGOW, Kallan..... | f | 3 | 6 | 0 | 1 | 2 | 4 | 1 | 4 | 5 | 1 | 8 | 4 | 2 | 1 | 0 | 31 | | |
| 30 BURKE, Jamaar..... | f | 0 | 1 | 0 | 0 | 0 | 0 | 0 | 0 | 0 | 0 | 5 | 0 | 0 | 1 | 1 | 11 | | |
| 01 MORGAN, Greg..... | g | 0 | 4 | 0 | 0 | 0 | 0 | 2 | 0 | 2 | 1 | 0 | 3 | 0 | 0 | 1 | 19 | | |
| 05 EILAND, Derno..... | g | 5 | 16 | 3 | 11 | 0 | 0 | 1 | 1 | 2 | 4 | 13 | 0 | 1 | 0 | 1 | 29 | | |
| 20 WILLIAMS, Jacques..... | g | 6 | 16 | 5 | 12 | 1 | 1 | 1 | 1 | 2 | 4 | 18 | 2 | 3 | 0 | 3 | 29 | | |
| 02 JEWELL, Paul..... | g | 0 | 0 | 0 | 0 | 0 | 0 | 0 | 0 | 0 | 0 | 0 | 0 | 0 | 0 | 0 | 1 | | |
| 03 VUKADINOVIC, Nikola..... | g | 0 | 2 | 0 | 2 | 0 | 0 | 0 | 0 | 0 | 0 | 1 | 0 | 0 | 0 | 0 | 7 | | |
| 12 GEIGER, Bryce..... | g | 0 | 0 | 0 | 0 | 1 | 2 | 0 | 0 | 0 | 0 | 0 | 1 | 0 | 1 | 0 | 1 | | |
| 22 FARNSWORTH, Nick..... | g | 0 | 0 | 0 | 0 | 0 | 0 | 0 | 0 | 0 | 1 | 0 | 0 | 0 | 0 | 0 | 1 | | |
| 24 MURRAY, Nathan..... | g | 5 | 11 | 0 | 1 | 0 | 0 | 2 | 4 | 6 | 2 | 10 | 0 | 1 | 0 | 0 | 27 | | |
| 33 GARNER, Milton..... | g | 2 | 5 | 2 | 5 | 0 | 3 | 1 | 5 | 6 | 1 | 6 | 1 | 1 | 0 | 2 | 29 | | |
| 40 DAWON, Terry..... | g | 3 | 6 | 0 | 0 | 0 | 0 | 2 | 2 | 4 | 4 | 6 | 0 | 0 | 0 | 0 | 15 | | |
| TEAM..... | | | | | | | | | | | | | | 2 | 4 | 6 | | | |
| Totals..... | 24 | 67 | 10 | 32 | 4 | 10 | 12 | 21 | 33 | 24 | 62 | 10 | 11 | 2 | 8 | 20 | 2 | | |

| | 1st | 2nd | Tot | FG% | 3FG% | FT% | FBR | Paint | P-TO | 2nd | Bnch |
|-------------|-----|-----|-----|------|------|------|-----|-------|------|-----|------|
| North Texas | 44 | 36 | 80 | 42.1 | 36.4 | 72.7 | 8 | 26 | 10 | 12 | 31 |
| Cameron | 29 | 33 | 62 | 35.8 | 31.3 | 40.0 | 2 | 20 | 10 | 16 | 23 |

Officials: David Stevens, Kyle Ingram, Bobby Jacobs
Attendance: 1,524



NORTH TEXAS 101 at UT ARLINGTON 99 (2OT)

Texas Hall • Arlington, Texas • 11/18/09

| North Texas (2-0) | FG-A | 3G-A | FT-A | O | D | T | PF | Pts | A | TO | B | S | Min. | | | | | | |
|----------------------------|------|------|------|----|----|----|----|-----|----|----|-----|----|------|---|---|---|-----|--|--|
| 04 Odufuwa, George..... | *f | 4 | 4 | 0 | 0 | 8 | 10 | 1 | 10 | 11 | 3 | 16 | 1 | 4 | 3 | 3 | 44 | | |
| 10 White, Josh..... | *g | 9 | 14 | 2 | 4 | 15 | 18 | 2 | 5 | 7 | 1 | 35 | 4 | 7 | 0 | 0 | 46 | | |
| 14 Thompson, Tristan..... | *g | 1 | 5 | 0 | 0 | 7 | 9 | 1 | 3 | 4 | 4 | 9 | 3 | 3 | 0 | 0 | 25 | | |
| 21 Shorter, Shannon..... | *g | 3 | 8 | 0 | 2 | 5 | 7 | 2 | 2 | 4 | 3 | 11 | 2 | 1 | 0 | 1 | 28 | | |
| 25 Tramiel, Eric..... | *g | 1 | 3 | 0 | 1 | 3 | 3 | 0 | 3 | 3 | 5 | 0 | 0 | 0 | 1 | 1 | 20 | | |
| 01 Johnson, Dominique..... | *g | 1 | 5 | 0 | 2 | 1 | 2 | 0 | 1 | 1 | 2 | 3 | 3 | 1 | 0 | 1 | 15 | | |
| 03 Williams, Alzee..... | *g | 1 | 2 | 0 | 1 | 3 | 4 | 1 | 1 | 2 | 4 | 5 | 0 | 1 | 0 | 1 | 23 | | |
| 23 Thomas, Richard..... | *g | 1 | 4 | 1 | 3 | 0 | 0 | 0 | 2 | 2 | 1 | 3 | 0 | 1 | 1 | 0 | 14 | | |
| 30 Holmen, Jacob..... | *g | 6 | 12 | 0 | 2 | 2 | 4 | 1 | 3 | 4 | 4 | 14 | 0 | 0 | 1 | 0 | 29 | | |
| 42 Spencer, Cameron..... | *g | 0 | 0 | 0 | 0 | 0 | 0 | 0 | 0 | 1 | 1 | 0 | 0 | 0 | 2 | 0 | 6 | | |
| TEAM..... | | | | | | | | | | | | | | 2 | 5 | 7 | | | |
| Totals..... | 27 | 57 | 3 | 15 | 44 | 57 | 10 | 36 | 46 | 27 | 101 | 13 | 22 | 5 | 7 | 2 | 251 | | |

| UT Arlington (1-1) | FG-A | 3G-A | FT-A | O | D | T | PF | Pts | A | TO | B | S | Min. | | | | | | |
|--------------------------|------|------|------|----|----|----|----|-----|----|----|----|----|------|---|----|---|-----|--|--|
| 00 Haynes, Marquez..... | *f | 10 | 27 | 1 | 5 | 8 | 11 | 1 | 6 | 7 | 4 | 29 | 4 | 1 | 1 | 1 | 42 | | |
| 04 Moffitt, Tommy..... | *f | 5 | 11 | 2 | 3 | 2 | 4 | 5 | 3 | 8 | 3 | 14 | 0 | 2 | 1 | 1 | 40 | | |
| 23 Long, Brandon..... | *g | 9 | 20 | 3 | 8 | 7 | 8 | 3 | 5 | 8 | 4 | 28 | 3 | 2 | 1 | 2 | 42 | | |
| 31 Reed, LaMarcus..... | *g | 6 | 12 | 0 | 2 | 3 | 4 | 1 | 3 | 4 | 3 | 15 | 2 | 3 | 0 | 2 | 37 | | |
| 55 Reves, Jordan..... | *g | 0 | 1 | 0 | 0 | 0 | 0 | 0 | 1 | 1 | 5 | 0 | 0 | 0 | 1 | 1 | 15 | | |
| 02 Gentry, Dwight..... | *g | 0 | 0 | 0 | 0 | 0 | 0 | 0 | 1 | 1 | 3 | 0 | 1 | 0 | 0 | 1 | 15 | | |
| 10 Davis, J.D..... | *g | 0 | 3 | 0 | 0 | 0 | 0 | 0 | 0 | 0 | 0 | 5 | 0 | 0 | 1 | 0 | 16 | | |
| 12 Miller, Jon..... | *g | 2 | 5 | 1 | 3 | 2 | 2 | 0 | 0 | 0 | 4 | 7 | 0 | 3 | 0 | 1 | 17 | | |
| 20 Williams, Armani..... | *g | 1 | 2 | 0 | 0 | 0 | 0 | 0 | 0 | 0 | 2 | 2 | 0 | 0 | 0 | 0 | 4 | | |
| 24 Awange, Ishmael..... | *g | 1 | 2 | 0 | 0 | 0 | 1 | 2 | 1 | 3 | 2 | 2 | 0 | 2 | 2 | 0 | 15 | | |
| 25 Catlett, Cameron..... | *g | 1 | 1 | 0 | 0 | 0 | 0 | 0 | 1 | 3 | 1 | 2 | 3 | 2 | 0 | 1 | 18 | | |
| TEAM..... | | | | | | | | | | | | | | 2 | 4 | 6 | | | |
| Totals..... | 35 | 84 | 7 | 21 | 22 | 30 | 16 | 25 | 41 | 36 | 99 | 13 | 16 | 6 | 10 | 2 | 250 | | |

| | 1st | 2nd | OT | Tot | FG% | 3FG% | FT% | FBR | Paint | P-TO | 2nd | Bnch |
|-------------|-----|-----|----|-----|------|------|------|-----|-------|------|-----|------|
| North Texas | 44 | 48 | 19 | 101 | 47.4 | 20.0 | 77.2 | 4 | 46 | 21 | 15 | 25 |
| UTA | 30 | 42 | 17 | 101 | 41.7 | 33.3 | 73.3 | 16 | 46 | 27 | 18 | 13 |

Officials: Kerry Sitton, Rodrick Sutton, Brad Gaston
Attendance: 1,404



NORTH TEXAS 68 at OKLAHOMA STATE 82

Gallagher-Iba Arena • Stillwater, Okla. • 11/21/09

| North Texas (2-1) | FG-A | 3G-A | FT-A | O | D | T | PF | Pts | A | TO | B | S | Min. | | | | | |
|----------------------------|------|------|------|----|----|----|----|-----|----|----|----|----|------|---|---|----|----|--|
| 04 Odufuwa, George..... | f | 4 | 8 | 0 | 0 | 3 | 4 | 1 | 6 | 7 | 1 | 11 | 1 | 2 | 1 | 0 | 34 | |
| 25 Tramiel, Eric..... | f | 7 | 14 | 1 | 3 | 1 | 1 | 0 | 3 | 3 | 5 | 16 | 0 | 0 | 1 | 0 | 32 | |
| 10 White, Josh..... | g | 1 | 6 | 0 | 3 | 2 | 2 | 0 | 1 | 1 | 1 | 4 | 5 | 4 | 0 | 0 | 35 | |
| 21 Shorter, Shannon..... | g | 2 | 5 | 1 | 1 | 2 | 2 | 1 | 1 | 3 | 3 | 7 | 1 | 2 | 0 | 1 | 17 | |
| 23 Thomas, Richard..... | g | 1 | 3 | 1 | 3 | 2 | 2 | 1 | 1 | 2 | 1 | 5 | 1 | 1 | 2 | 0 | 21 | |
| 01 Johnson, Dominique..... | g | 2 | 6 | 0 | 1 | 5 | 6 | 0 | 3 | 3 | 1 | 9 | 1 | 0 | 0 | 0 | 19 | |
| 03 Williams, Alzee..... | g | 0 | 0 | 0 | 0 | 0 | 0 | 0 | 0 | 0 | 1 | 0 | 0 | 0 | 1 | 0 | 3 | |
| 14 Thompson, Tristan..... | g | 2 | 6 | 1 | 2 | 0 | 0 | 3 | 2 | 5 | 2 | 5 | 1 | 2 | 0 | 0 | 15 | |
| 20 Mangrum, Collin..... | g | 2 | 2 | 1 | 1 | 0 | 0 | 0 | 1 | 1 | 1 | 5 | 0 | 1 | 0 | 0 | 10 | |
| 30 Holmen, Jacob..... | g | 3 | 8 | 0 | 2 | 0 | 1 | 3 | 5 | 8 | 2 | 6 | 1 | 0 | 0 | 1 | 13 | |
| 42 Spencer, Cameron..... | g | 0 | 1 | 0 | 0 | 0 | 0 | 0 | 0 | 0 | 1 | 0 | 0 | 0 | 0 | 0 | 1 | |
| TEAM..... | | | | | | | | | | | | | | 2 | 2 | | | |
| Totals..... | 24 | 59 | 5 | 16 | 15 | 18 | 12 | 23 | 35 | 19 | 68 | 11 | 13 | 4 | 2 | 20 | 0 | |

| Oklahoma State (3-0) | FG-A | 3G-A | FT-A | O | D | T | PF | Pts | A | TO | B | S | Min. | | | | | | |
|-------------------------|------|------|------|----|----|----|----|-----|----|----|----|----|------|---|---|----|----|--|--|
| 33 Moses, Marshall..... | f | 5 | 9 | 0 | 0 | 0 | 1 | 8 | 9 | 3 | 10 | 2 | 1 | 1 | 0 | 0 | 28 | | |
| 02 Muonelo, Obi..... | g | 5 | 13 | 0 | 4 | 7 | 8 | 3 | 4 | 7 | 4 | 4 | 1 | 2 | 0 | 0 | 32 | | |
| 12 Page, Keiton..... | g | 5 | 10 | 3 | 5 | 0 | 0 | 1 | 1 | 4 | 13 | 1 | 0 | 0 | 0 | 0 | 32 | | |
| 14 Penn, Ray..... | g | 1 | 2 | 1 | 2 | 1 | 2 | 0 | 0 | 0 | 1 | 4 | 4 | 1 | 0 | 0 | 1 | | |
| 23 Anderson, James..... | g | 8 | 13 | 3 | 5 | 6 | 7 | 1 | 8 | 9 | 1 | 25 | 1 | 0 | 0 | 1 | 34 | | |
| 01 Shaw, Jarred..... | g | 0 | 0 | 0 | 0 | 0 | 0 | 0 | 0 | 0 | 1 | 0 | 0 | 0 | 0 | 1 | 0 | | |
| 07 Gulley, Fred..... | g | 0 | 1 | 0 | 0 | 0 | 0 | 0 | 3 | 3 | 1 | 0 | 2 | 0 | 0 | 0 | 19 | | |
| 31 Pilgrim, Matt..... | g | 4 | 5 | 0 | 0 | 1 | 2 | 1 | 1 | 2 | 4 | 9 | 0 | 3 | 2 | 0 | 13 | | |
| 32 Franklin, Roger..... | g | 2 | 3 | 0 | 1 | 0 | 0 | 0 | 0 | 1 | 4 | 0 | 0 | 0 | 0 | 0 | 6 | | |
| TEAM..... | | | | | | | | | | | | | | 1 | 1 | 2 | | | |
| Totals..... | 30 | 56 | 7 | 17 | 15 | 20 | 7 | 26 | 33 | 18 | 82 | 14 | 9 | 6 | 4 | 20 | 0 | | |

| | 1st | 2nd | Tot | FG% | 3FG% | FT% | Paint | P-TO | 2nd | Break | Bench |
|-------------|-----|-----|-----|------|------|------|-------|------|-----|-------|-------|
| North Texas | 32 | 36 | 68 | 40.7 | 31.3 | 83.3 | 28 | 10 | 10 | 2 | 25 |
| OSU | 44 | 38 | 82 | 53.6 | 41.2 | 75.0 | 26 | 17 | 6 | 10 | 13 |

Officials: Ed Hightower, Randy Heimerman, John Moore
Attendance: 10,888



JACKSON STATE 58 at NORTH TEXAS 68

The Super Pit • Denton, Texas • 11/24/09

| North Texas (3-1) | FG-A | 3G-A | FT-A | O | D | T | PF | Pts | A | TO | B | S | Min. | | | | |
|----------------------------|------|------|------|---|---|---|----|-----|---|----|---|----|------|---|---|---|----|
| 04 Odufuwa, George..... | f | 4 | 8 | 0 | 0 | 3 | 7 | 4 | 7 | 11 | 2 | 11 | 0 | 1 | 2 | 2 | 36 |
| 25 Tramiel, Eric..... | f | 6 | 9 | 0 | 1 | 3 | 5 | 1 | 4 | 5 | 5 | 15 | 0 | 3 | 2 | 1 | 29 |
| 10 White, Josh..... | g | 0 | 5 | 0 | 2 | 4 | 4 | 1 | 3 | 4 | 0 | 4 | 4 | 4 | 0 | 1 | 32 |
| 14 Thompson, Tristan..... | g | 1 | 7 | 0 | 1 | 3 | 4 | 0 | 2 | 2 | 1 | 5 | 3 | 2 | 0 | 0 | 21 |
| 23 Thomas, Richard..... | g | 3 | 5 | 2 | 3 | 3 | 4 | 0 | 3 | 3 | 4 | 11 | 1 | 0 | 0 | 0 | 26 |
| 01 Johnson, Dominique..... | g | 0 | 2 | 0 | 1 | 0 | 0 | 0 | 2 | 2 | 2 | 0 | 2 | 2 | 1 | 0 | 10 |
| 03 Williams, Alzee..... | g | 2 | 3 | 1 | 2 | 0 | 0 | 0 | 2 | 2 | 2 | 5 | 0 | 0 | 0 | 0 | |

NORTH TEXAS vs. ULM WARHAWKS

5-3 OVERALL, O-O SUN BELT WEST



NORTH TEXAS 73 at BOISE STATE 79

Taco Bell Arena • Boise, Idaho • 11/28/09

| North Texas (3-2) | | FG-A | 3G-A | FTA | O | D | T | PF | Pts | A | TO | B | S | Min. | | | | | |
|-------------------|------------------------|------|------|-----|----|---|----|----|-----|----|----|----|----|------|---|---|---|-----|--|
| 04 | Odufuwa, George..... | f | 2 | 4 | 0 | 0 | 1 | 2 | 2 | 2 | 4 | 3 | 5 | 3 | 3 | 0 | 0 | 17 | |
| 25 | Tramiel, Eric..... | f | 5 | 8 | 2 | 3 | 2 | 5 | 0 | 4 | 4 | 3 | 14 | 1 | 2 | 1 | 1 | 33 | |
| 10 | White, Josh..... | g | 9 | 16 | 3 | 7 | 2 | 2 | 0 | 3 | 3 | 2 | 23 | 6 | 3 | 0 | 0 | 34 | |
| 14 | Thompson, Tristan..... | g | 2 | 7 | 2 | 4 | 1 | 2 | 0 | 4 | 4 | 1 | 7 | 1 | 1 | 0 | 0 | 24 | |
| 23 | Thomas, Richard..... | g | 3 | 11 | 1 | 6 | 0 | 0 | 1 | 1 | 2 | 2 | 7 | 2 | 6 | 1 | 2 | 31 | |
| 03 | Williams, Alzee..... | g | 0 | 2 | 0 | 1 | 0 | 0 | 0 | 0 | 0 | 0 | 0 | 0 | 0 | 0 | 0 | 7 | |
| 15 | Knox, Ben..... | g | 2 | 2 | 0 | 0 | 0 | 0 | 1 | 0 | 1 | 0 | 4 | 1 | 1 | 0 | 0 | 4 | |
| 20 | Mangrum, Collin..... | g | 2 | 3 | 0 | 0 | 0 | 1 | 0 | 0 | 0 | 2 | 4 | 0 | 0 | 0 | 0 | 16 | |
| 21 | Shorter, Shannon..... | g | 0 | 2 | 0 | 0 | 0 | 0 | 0 | 2 | 0 | 0 | 0 | 0 | 1 | 0 | 0 | 8 | |
| 30 | Holmen, Jacob..... | g | 3 | 5 | 1 | 1 | 0 | 0 | 0 | 1 | 1 | 1 | 7 | 0 | 0 | 0 | 0 | 7 | |
| 42 | Spencer, Cameron..... | g | 1 | 2 | 0 | 0 | 0 | 0 | 3 | 5 | 8 | 0 | 2 | 1 | 1 | 1 | 0 | 19 | |
| TEAM..... | | | | | | | | | | | | | | | 4 | 2 | 6 | | |
| Totals..... | | 29 | 62 | 9 | 22 | 6 | 12 | 11 | 24 | 35 | 14 | 73 | 15 | 18 | 3 | 3 | | 200 | |

| Boise State (4-2) | | FG-A | 3G-A | FTA | O | D | T | PF | Pts | A | TO | B | S | Min. | | | | | |
|-------------------|-------------------------|------|------|-----|----|----|----|----|-----|----|----|----|----|------|---|---|---|-----|--|
| 03 | Okoye, Ike..... | f | 5 | 10 | 0 | 0 | 3 | 4 | 1 | 7 | 8 | 3 | 13 | 2 | 2 | 3 | 0 | 29 | |
| 21 | Arnold, Robert..... | f | 6 | 12 | 1 | 2 | 4 | 5 | 3 | 2 | 5 | 0 | 17 | 1 | 1 | 1 | 2 | 24 | |
| 50 | Cunningham, Kurt..... | c | 7 | 8 | 0 | 0 | 3 | 3 | 1 | 7 | 8 | 4 | 17 | 1 | 3 | 1 | 1 | 26 | |
| 01 | Perryman, Westly..... | g | 2 | 4 | 0 | 0 | 1 | 2 | 1 | 0 | 1 | 2 | 5 | 3 | 1 | 0 | 0 | 24 | |
| 24 | Anderson, La'Shard..... | g | 0 | 5 | 0 | 1 | 1 | 2 | 0 | 1 | 1 | 1 | 1 | 5 | 3 | 1 | 3 | 32 | |
| 02 | Montreal, Daequon..... | g | 2 | 7 | 1 | 1 | 2 | 2 | 2 | 0 | 2 | 1 | 7 | 0 | 1 | 2 | 0 | 16 | |
| 11 | Thomas, Anthony..... | g | 3 | 7 | 2 | 3 | 0 | 0 | 0 | 1 | 1 | 1 | 8 | 3 | 2 | 0 | 2 | 23 | |
| 25 | Noonan, Paul..... | g | 3 | 7 | 3 | 4 | 2 | 2 | 1 | 6 | 7 | 0 | 11 | 2 | 2 | 1 | 0 | 17 | |
| 32 | Moritz, Zack..... | g | 0 | 2 | 0 | 0 | 0 | 2 | 2 | 0 | 2 | 1 | 0 | 0 | 0 | 0 | 0 | 9 | |
| TEAM..... | | | | | | | | | | | | | | | 1 | 1 | 2 | | |
| Totals..... | | 28 | 62 | 7 | 11 | 16 | 22 | 12 | 25 | 37 | 13 | 79 | 17 | 15 | 9 | 8 | | 200 | |

| | 1st | 2nd | Tot | FG% | 3FG% | FT% | Paint | P-TO | 2nd | Break | Bench |
|-------------|-----|-----|-----|------|------|------|-------|------|-----|-------|-------|
| North Texas | 37 | 36 | 73 | 46.8 | 40.9 | 50.0 | 30 | 25 | 10 | 0 | 17 |
| Boise State | 38 | 41 | 79 | 45.2 | 63.6 | 72.7 | 40 | 19 | 15 | 4 | 26 |

Officials: Ruben Ramon, Kevin Brill, Jimmy Casas
Attendance: 2,650



UNIV. OF THE SOUTHWEST 62 at NORTH TEXAS 91

The Super Pit • Denton, Texas • 12/2/09

| North Texas (4-2) | | FG-A | 3G-A | FTA | O | D | T | PF | Pts | A | TO | B | S | Min. | | | | |
|-------------------|------------------------|------|------|-----|----|----|----|----|-----|----|----|----|----|------|---|---|----|-----|
| 04 | Odufuwa, George..... | f | 1 | 5 | 0 | 0 | 2 | 2 | 3 | 6 | 9 | 3 | 4 | 0 | 0 | 0 | 18 | |
| 30 | Holmen, Jacob..... | f | 6 | 10 | 0 | 1 | 5 | 5 | 1 | 1 | 2 | 2 | 17 | 1 | 1 | 0 | 1 | 22 |
| 10 | White, Josh..... | g | 9 | 11 | 2 | 4 | 1 | 1 | 0 | 2 | 2 | 2 | 21 | 5 | 1 | 0 | 1 | 32 |
| 14 | Thompson, Tristan..... | g | 4 | 8 | 3 | 5 | 0 | 1 | 0 | 4 | 4 | 0 | 11 | 1 | 0 | 0 | 2 | 23 |
| 23 | Thomas, Richard..... | g | 3 | 5 | 2 | 3 | 0 | 0 | 0 | 2 | 2 | 2 | 8 | 1 | 3 | 0 | 0 | 19 |
| 03 | Williams, Alzee..... | g | 0 | 4 | 0 | 2 | 1 | 2 | 0 | 2 | 2 | 1 | 1 | 1 | 1 | 1 | 1 | 16 |
| 11 | Matlock, Antwone..... | g | 0 | 2 | 0 | 2 | 0 | 0 | 0 | 1 | 1 | 1 | 0 | 0 | 0 | 0 | 0 | 4 |
| 12 | Goff, Nick..... | g | 1 | 2 | 0 | 0 | 0 | 0 | 1 | 1 | 2 | 0 | 2 | 1 | 0 | 0 | 0 | 3 |
| 15 | Knox, Ben..... | g | 0 | 0 | 0 | 0 | 0 | 0 | 1 | 0 | 1 | 1 | 0 | 0 | 0 | 0 | 0 | 10 |
| 20 | Mangrum, Collin..... | g | 2 | 3 | 1 | 2 | 2 | 2 | 0 | 0 | 1 | 1 | 4 | 7 | 1 | 0 | 1 | 15 |
| 21 | Shorter, Shannon..... | g | 4 | 5 | 0 | 0 | 3 | 7 | 4 | 6 | 10 | 1 | 11 | 2 | 0 | 0 | 0 | 21 |
| 33 | Hall, Tyler..... | g | 1 | 1 | 0 | 0 | 2 | 2 | 0 | 0 | 0 | 0 | 4 | 1 | 0 | 0 | 0 | 3 |
| 42 | Spencer, Cameron..... | g | 2 | 3 | 0 | 0 | 1 | 2 | 1 | 3 | 4 | 0 | 5 | 0 | 0 | 0 | 1 | 14 |
| TEAM..... | | | | | | | | | | | | | | | 1 | 1 | | |
| Totals..... | | 33 | 59 | 8 | 19 | 17 | 24 | 12 | 29 | 41 | 16 | 91 | 14 | 11 | 2 | 7 | | 200 |

| U of the Southwest (2-5) | | FG-A | 3G-A | FTA | O | D | T | PF | Pts | A | TO | B | S | Min. | | | | |
|--------------------------|-----------------------|------|------|-----|----|----|----|----|-----|----|----|----|---|------|---|---|---|-----|
| 22 | King, Aaron..... | f | 2 | 8 | 0 | 4 | 3 | 6 | 0 | 0 | 0 | 3 | 7 | 3 | 3 | 0 | 1 | 25 |
| 23 | Evans, Demetrius..... | f | 15 | 19 | 2 | 2 | 8 | 9 | 1 | 1 | 6 | 7 | 2 | 40 | 0 | 3 | 1 | 37 |
| 24 | Pope, Brandon..... | f | 1 | 7 | 0 | 1 | 1 | 1 | 1 | 3 | 4 | 2 | 3 | 1 | 1 | 0 | 0 | 32 |
| 41 | Fleming, Okam..... | c | 1 | 1 | 0 | 0 | 0 | 0 | 0 | 2 | 2 | 5 | 2 | 1 | 3 | 1 | 0 | 17 |
| 05 | Lewis, Richie..... | g | 4 | 10 | 1 | 5 | 0 | 0 | 0 | 5 | 5 | 1 | 9 | 3 | 2 | 1 | 3 | 31 |
| 01 | Payne, Jawaan..... | g | 0 | 5 | 0 | 4 | 0 | 0 | 0 | 1 | 1 | 1 | 0 | 1 | 0 | 0 | 0 | 16 |
| 03 | Voigt, Jamie..... | g | 0 | 1 | 0 | 0 | 1 | 2 | 1 | 1 | 2 | 0 | 1 | 0 | 1 | 0 | 0 | 22 |
| 34 | Nelson, Travone..... | g | 0 | 1 | 0 | 0 | 0 | 0 | 0 | 0 | 0 | 0 | 2 | 0 | 0 | 0 | 0 | 13 |
| 50 | Spring, Travis..... | g | 0 | 1 | 0 | 0 | 0 | 0 | 0 | 0 | 0 | 2 | 0 | 0 | 1 | 0 | 0 | 7 |
| TEAM..... | | | | | | | | | | | | | | | 1 | 1 | | |
| Totals..... | | 23 | 53 | 3 | 16 | 13 | 18 | 4 | 18 | 22 | 18 | 62 | 9 | 14 | 3 | 7 | | 200 |

| | 1st | 2nd | Tot | FG% | 3FG% | FT% | Paint | P-TO | 2nd | Break | Bench |
|-------------|-----|-----|-----|------|------|------|-------|------|-----|-------|-------|
| North Texas | 50 | 41 | 91 | 55.9 | 42.1 | 70.8 | 44 | 22 | 12 | 12 | 30 |
| USW | 32 | 30 | 62 | 43.4 | 18.8 | 72.2 | 28 | 13 | 4 | 2 | 1 |

Officials: Jon Stigliano, Roderick Dixon, Rick Jones
Attendance: 1,677



NORTH TEXAS 64 at RICE 62

Tudor Fieldhouse • Houston, Texas • 12/5/09

| North Texas (5-2) | | FG-A | 3G-A | FTA | O | D | T | PF | Pts | A | TO | B | S | Min. | | | | |
|-------------------|-------------------------|------|------|-----|----|----|----|----|-----|----|----|----|----|------|---|---|---|-----|
| 25 | Tramiel, Eric..... | f | 3 | 10 | 2 | 5 | 2 | 4 | 2 | 5 | 7 | 3 | 10 | 1 | 3 | 0 | 0 | 34 |
| 30 | Holmen, Jacob..... | f | 1 | 6 | 0 | 0 | 0 | 0 | 2 | 1 | 3 | 0 | 2 | 0 | 0 | 0 | 0 | 11 |
| 10 | White, Josh..... | g | 2 | 5 | 1 | 1 | 9 | 9 | 0 | 2 | 2 | 1 | 14 | 4 | 3 | 0 | 0 | 38 |
| 14 | Thompson, Tristan..... | g | 0 | 4 | 0 | 3 | 2 | 2 | 0 | 0 | 0 | 2 | 2 | 0 | 0 | 0 | 0 | 18 |
| 23 | Thomas, Richard..... | g | 1 | 4 | 1 | 4 | 0 | 0 | 1 | 0 | 1 | 4 | 3 | 0 | 1 | 0 | 0 | 11 |
| 01 | Johnson, Dominique..... | g | 5 | 6 | 3 | 4 | 2 | 2 | 0 | 1 | 1 | 1 | 15 | 3 | 1 | 0 | 2 | 16 |
| 03 | Williams, Alzee..... | g | 1 | 2 | 0 | 0 | 0 | 0 | 0 | 1 | 1 | 0 | 2 | 0 | 0 | 0 | 0 | 12 |
| 04 | Odufuwa, George..... | g | 1 | 2 | 0 | 0 | 2 | 5 | 2 | 8 | 10 | 3 | 4 | 0 | 2 | 0 | 0 | 28 |
| 20 | Mangrum, Collin..... | g | 4 | 8 | 1 | 4 | 3 | 4 | 0 | 3 | 3 | 2 | 12 | 0 | 1 | 1 | 1 | 23 |
| 21 | Shorter, Shannon..... | g | 0 | 1 | 0 | 1 | 0 | 0 | 0 | 1 | 1 | 0 | 0 | 0 | 0 | 0 | 0 | 3 |
| 42 | Spencer, Cameron..... | g | 0 | 0 | 0 | 0 | 0 | 0 | 0 | 1 | 1 | 0 | 0 | 0 | 0 | 0 | 0 | 6 |
| TEAM..... | | | | | | | | | | | | | | | 3 | 3 | | |
| Totals..... | | 18 | 48 | 8 | 22 | 20 | 26 | 7 | 26 | 33 | 16 | 64 | 8 | 12 | 1 | 3 | | 200 |

| Rice (4-4) | | FG-A | 3G-A | FTA | O | D | T | PF | Pts | A | TO | B | S | Min. | | | | | |
|------------|--------------------------|------|------|-----|---|---|---|----|-----|---|----|---|----|------|---|---|---|----|---|
| 00 | BRAIMOH, Suleiman f..... | 0 | 1 | 0 | 0 | 0 | 0 | 0 | 0 | 1 | 2 | 3 | 0 | 0 | 1 | 2 | 0 | 1 | 8 |
| 15 | STANTON, Trey..... | c | 2 | 6 | 0 | 2 | 1 | 2 | 0 | 4 | 4 | 3 | 5 | 0 | 3 | 0 | 0 | 28 | |
| 03 | JACKSON, Tamir..... | g | 6 | 13 | 1 | 2 | 0 | 0 | 0 | 8 | 8 | 5 | 13 | 5 | 3 | 0 | 0 | 36 | |
| 04 | FRIZZELLE, Connor g..... | 4 | 10 | 2 | 8 | 0 | 0 | 0 | 0 | 0 | 0 | 1 | 10 | 2 | 0 | 0 | 0 | 32 | |
| 33 | GHORAM, Lawrence g..... | 3 | 7 | 0 | 0 | 1 | 3 | 2 | 0 | 2 | 3 | 7 | 1 | 1 | 1 | 0 | 0 | 23 | |
| 01 | SCHWARZE, Nate..... | g | 0 | 0 | 0 | 0 | 0 | 0 | 1 | 0 | 1 | 0 | 0 | 0 | 0 | 0 | 0 | 3 | |
| 05 | HERNDON, Emerson..... | g | 2 | 5 | 0 | 0 | 0 | 0 | 1 | 1 | 2 | 4 | 0 | 1 | 0 | 0 | 0 | 10 | |
| 14 | KAZEMI, Arsalan..... | g | 3 | 10 | 0 | 0 | 6 | 7 | 6 | 5 | 11 | 4 | 12 | 2 | 1 | 2 | 1 | 29 | |
| 20 | KUIPERS, Lucas..... | g | 5 | 9 | 1 | 3 | 0 | 0 | 2 | 2 | 4 | 3 | 11 | 0 | 0 | 0 | 0 | 20 | |
| 22 | HOLLAND, A.J..... | | | | | | | | | | | | | | | | | | |