



# NORTH TEXAS BASKETBALL

Stephen Howard, Asst. Director Media Relations  
Office: 940.369.8548 • Cell: 817.793.5199  
stephen.howard@unt.edu • meangreensports.com

## 2009-10 SCHEDULE

### NOVEMBER

13	Cameron	W 80-62
18	at UT Arlington	W 101-99 (2OT)
21	at Oklahoma State	L 82-68
24	Jackson State	W 68-58
28	at Boise State	L 79-73

### DECEMBER

2	Univ. of the Southwest	W 91-62
5	at Rice	2 p.m.
7	at Texas A&M	7 p.m.
13	ULM*	3 p.m.
20	Florida International*	3 p.m.
22	Southeastern Louisiana	7 p.m.
28	Texas Southern	7 p.m.
31	at UALR*	4:30 p.m.

### JANUARY

2	at Arkansas State*	7 p.m.
7	at Louisiana-Lafayette*	7 p.m.
9	New Orleans*	7 p.m.
14	at Troy*	7 p.m.
16	Arkansas State*	7 p.m.
21	South Alabama*	7 p.m.
28	at Western Kentucky*	7 p.m.
30	at Middle Tennessee*	7 p.m.

### FEBRUARY

4	Florida Atlantic*	7 p.m.
6	at Florida International*	1 p.m.
11	at New Orleans*	7 p.m.
13	Denver*	7 p.m.
15	at Houston Baptist	6 p.m.
20	UALR*	3 p.m.
25	Louisiana-Lafayette*	7 p.m.
27	at ULM*	1 p.m.

### MARCH

6-9	Sun Belt Tournament%	TBA
-----	----------------------	-----

% Tournament held in Hot Springs, Ark.

\* Sun Belt Conference Game

All times Central

## TEXAS RIVALS SHOWDOWN AT TUDOR FIELDHOUSE



at RICE OWLS (4-3, 0-0 Conference USA)

Saturday, Dec. 5, 2009 • 2:00 p.m. CST

Tudor Fieldhouse (5,208) • Houston, Texas

TV: None

Radio: KNTU (88.1-FM Denton), KWRD (100.7-FM DFW)

Hank Dickenson (PBP), Steven Bartolotta (Analyst)

Webcast & Live Stats: riceowls.com

Series: NT leads 7-3 • Last: NT 71-69 on Nov. 18, 2006

### On Tap

North Texas cruised past the University of the Southwest in a rare weekday noon game, which saw hundreds of area school children come out to enjoy Mean Green hoops. Shannon Shorter enjoyed his first career double-double in the 91-62 victory. Rice is coming off a tough 85-64 loss at a game Harvard squad. Tamir Jackson is gaining a reputation as a steals artist for the Owls, already tallying 16 on the young season.

### Quick Hitters

- The last meeting between these Texas rivals came down to the last shot, but the Mean Green emerged victorious, 71-69, back in Nov. of 2006. Morris Almond tallied 38 points, but NT answered with 26 from Calvin Watson and 21 from Michael Sturns. NT leads the overall series (7-3) which dates back to 1932.

- Josh White became the 12th player in NT history to notch 100 career 3-pointers. White nailed 2-of-4 from deep, and is shooting 46.2 percent from 3-point this season.

### RICE OWLS probable starters

Pos	No	Name	Ht	Wt	Yr	Hometown	Pts / Reb / Other
G	3	Tamir Jackson	6-2	190	Fr.	Paterson, N.J.	9.6 / 3.0 / 2.3 spg
G	4	Connor Frizzelle	6-1	180	So.	DeSoto, Texas	9.6 / 1.7 / 51.9 3fg%
F	33	Lawrence Ghoram	6-5	195	Sr.	Zachary, La.	9.0 / 3.3 / 1.0 spg
F	11	Suleiman Braimoh	6-8	225	Jr.	Manhattan, N.Y.	6.9 / 4.4 / 58.3 fg%
C	15	Trey Stanton	6-10	230	Jr.	Friendswood, Texas	9.0 / 4.1 / 86.4 ft%

### NORTH TEXAS MEAN GREEN probable starters

Pos	No	Name	Ht	Wt	Yr	Pts	Pts / Reb / Other
G	10	Josh White	5-10	175	Jr.	Baton Rouge, La.	17.7 / 3.5 / 4.7 apg
G	14	Tristan Thompson	6-5	190	Jr.	Angleton, Texas	7.0 / 3.7 / 42.9 3fg%
G	23	Richard Thomas	6-5	190	Jr.	Rosedale, N.Y.	7.7 / 2.0 / 39.1 3fg%
F	25	Eric Tramiel	6-7	230	Sr.	Shreveport, La.	12.2 / 4.4 / 53.7 fg%
F	4	George Odufwa	6-8	240	Jr.	Dallas	9.8 / 11.0 / 1.3 bpg

### NORTH TEXAS off the bench

Pos	No	Name	Ht	Wt	Yr	Pts	Pts / Reb / Other
G	1	Dominique Johnson	5-10	162	Sr.	Kansas City, Mo.	4.0 / 2.0 / 2.0 a/g
G	3	Alzee Williams	6-4	168	Fr.	Dallas	2.2 / 1.2 / 2 steals
G	11	Antwone Matlock	6-1	177	Sr.	Dallas	0 / 0.5 / 5 minutes
G	12	Nick Goff	6-4	180	Fr.	Columbus, Ohio.	2.0 / 1.0 / 1-2 fg
C	15	Ben Knox	6-10	221	Fr.	Arlington, Texas	1.3 / 1.0 / 2-2 fg
G	20	Collin Mangrum	6-4	190	Jr.	Howe, Texas	6.4 / 0.4 / 57.1 fg%
G	21	Shannon Shorter	6-4	200	Jr.	Houston	5.5 / 3.8 / 1.2 apg
F	30	Jacob Holmen	6-8	220	Fr.	Whitehouse, Texas	9.0 / 3.0 / 51.2 fg%
F	32	Jamie Egenti	6-8	265	Jr.	Watauga, Texas	-
G	33	Tyler Hall	6-2	175	So.	Pampa, Texas	2.0 / 0 / 4 minutes
F	42	Cameron Spencer	6-8	264	Jr.	Orange, Texas	1.8 / 2.5 / 5-10 fg

**ATHLETIC MEDIA RELATIONS**

Eric Capper - Asst. AD/Media Relations  
940-565-2476 • eric.capper@unt.edu

Stephen Howard - Asst. Director (MBB)  
940-369-8548 • 817-793-5199 (cell)  
stephen.howard@unt.edu

**Media Information**

**Credentials**

Working press credentials can be requested by contacting Stephen Howard (940-369-8548). Full-season and single-game passes will be mailed whenever possible. If not, they will be left at the Will Call table located at Gate C in the Super Pit.

**Player Interviews**

All interviews with North Texas players must be arranged through the Media Relations Office. Please contact Stephen Howard.

**Johnny Jones Interviews**

All interviews with North Texas head coach Johnny Jones must be arranged through the Media Relations Office. Please contact Stephen Howard.

**Post-Game Interviews**

The Mean Green locker room is closed after home games. Coach Jones and requested players will be available for interviews in the media room in the Super Pit after a brief cooling off period.

**Practice Coverage**

North Texas basketball practice is open to the media. Practice times are usually scheduled for 3:30-6 p.m. Players and coaches are available for interviews following each practice, on a prearranged basis through the athletic media relations office.

**Quick Facts**

Location: Denton, Texas  
Founded: 1890  
Enrollment: 36,206  
Nickname: Mean Green  
Colors: Green and White  
Home Arena: The Super Pit (10,500)  
Affiliation: Division I  
Conference: Sun Belt  
Head Coach: Johnny Jones (9th Year)  
Record at North Texas: 130-114  
Overall Record: 145-130  
Program All-Time Record: 1,003-1,162-1

**Double-Double Guard** - Shannon Shorter broke out against USW on Wednesday with 11 points and 10 rebounds for his first career double-double. The junior is the first North Texas guard to post a double-double since Chris Davis tallied 19 points and 10 rebounds versus New Mexico State on Feb. 1, 2003 - a span of 195 games.

**Century Mark** - Josh White became the 12th player in school history to notch 100 career 3-pointers with his efforts on Wednesday. White nailed 2-of-4 from deep and now has 100 for his career. The junior ranks seventh in school history in career 3-point percentage with a clip of .383, and needs just five more to tie for 10th in school history in career makes.

**Look Out Blakeley!** - With the win over USW, North Texas head coach Johnny Jones snagged his 130th win at NT, and is just four wins shy of tying Hall-of-Fame coach Bill Blakeley on the Mean Green coaching list.

**North Texas Coaching Victories**

Coach	Years	Wins
Pete Shands	1935-59	224
Bill Blakeley	1976-83	134
<b>Johnny Jones</b>	<b>2001-Cur</b>	<b>130</b>
Jimmy Gales	1986-93	84
John Reid	1924-29	79

**Climbing The Charts** - Josh White has had back-to-back 20-point games, and has jumped into 29th place in school history in career points with 871. White needs just 38 more points to reach his former teammate Quincy Williams (2004-08), who finished his career 24th with 909 points. Only 17 players in Mean Green history have ever scored 1,000 points, and the last was Calvin Watson (1,253 from 2004-07).

**Free Throw Magic Mark** - Getting to the free throw line is a big part of the Mean Green's game. NT ranks sixth in the nation with 21 free throws made per game, but hasn't topped the all-important 20-make plateau in three of its last four games. NT is 61-23 (72.6 percent) since 2001-02 when it makes 20 or more free throws in a game, including a 35-9 (79.6 percent) mark since 2006-07.

**Fast Break Specialists** - North Texas has scored 20 fast break points in its last three contests, but more importantly has limited its opponent's opportunities. NT's last three opponents have been held to a total of three fast break buckets, including none for the SWAC favorites, Jackson State.

**INSIDE THE GAME**

- This will be the 11th meeting between NT and Rice, and the Mean Green holds a 7-3 edge in the series that dates back to 1932. This will be just the second meeting in the Johnny Jones era (2001 to present), with North Texas taking the only other game 71-69 at Autry Court on Nov. 18, 2006.

- North Texas is 57-142 all-time against current members of Conference USA, but is 4-2 since the 2005-06 season. The Mean Green program shares a rich history against several CUSA squads, including Houston, Memphis, Tulsa, Southern Mississippi and SMU, who was the opponent in North Texas' first-ever game way back on Jan. 17, 1917.

- Rice coach Ben Braun is in his second season at the helm after a 10-22 campaign in 2008-09. His 33rd overall year as a head coach, Braun has led his teams to seven NCAA Tournaments and four NIT bids, including a Sweet 16 and an NIT Championship at California. He has won nearly 570 games and four conference Coach of the Year awards (3 MAC & 1 Pac-10).

- In the last meeting with Rice, Calvin Watson's 26 points and Michael Sturns' 21 were enough to fend off Morris Almond's 38 point outburst in a 71-69 NT win at Autry Court on Nov. 18, 2006. The Mean Green hit 49.1 percent from the floor, including 46.7 percent from deep in the win. Rich Young forced five of NT's 11 steals. NT had trouble from the line, going 10-of-21 (47.6 percent). Almond would go on to be selected 25th overall in the NBA Draft by the Utah Jazz.

- Rice is coming off an 85-64 loss at Harvard, which is starting the season 6-1. Lawrence Ghoram netted 14 points for Rice, while Trey Stanton and Emerson Herndon each tallied 13 for the Owls. Rice shot just 38.9 percent from the floor, while Harvard shot 60.8, and muscled a 46-32 edge in points in the paint.

**TALE OF THE TAPE**

Mean Green	Owls
80.2	65.9
+6.5	+0.3
46.4	40.1
34.3	31.8
73.3	72.8
+6.8	-1.3
12.7	12.0
15.5	14.6
4.5	8.6
3.8	3.0

**SUN BELT CONFERENCE**

**WEST DIVISION (through 12/2)**

Team	Conf.	Overall
Denver	0 0 .000	5 1 .833
New Orleans	0 0 .000	4 2 .667
<b>North Texas</b>	<b>0 0 .000</b>	<b>4 2 .667</b>
Arkansas State	0 0 .000	3 3 .500
ULM	0 0 .000	3 4 .429
UALR	0 0 .000	3 5 .375
UL-Lafayette	0 0 .000	1 4 .200

**EAST DIVISION**

Team	Conf.	Overall
South Alabama	0 0 .000	6 2 .750
Troy	0 0 .000	4 3 .571
Florida Atlantic	0 0 .000	3 3 .500
Middle Tennessee	0 0 .000	3 4 .429
Western Kentucky	0 0 .000	2 3 .400
Florida Intl.	0 0 .000	2 7 .222

**TODAY IN THE SUN BELT**

Dec. 5

Louisiana-Monroe at Alabama	12:00 PM
North Texas at Rice	2:00 PM
ULL at Sam Houston State	7:00 PM
Arkansas State at Memphis	7:00 PM
Colorado State at Denver	8:00 PM
Houston Baptist at New Orleans	7:45 PM

**NORTH TEXAS SBC RANKINGS (AS OF 12/1)**

Stat	NT	Rank	Leader
Scoring Off.	78.0	2	Troy (85.6)
Scoring Def.	76.0	12	UNO (61.4)
Scoring Margin	+2.0	T7	Troy (+12.0)
Free Throw Pct.	73.6	3	MTSU (76.8)
FG Pct.	44.2	6	DU (52.2)
FG Pct. Def.	42.1	5	UNO (38.9)
3-FG Pct.	32.6	10	DU (47.7)
3-FG Pct. Def.	36.2	10	ASU (24.1)
Rebound Off.	40.4	2	Troy (43.4)
Rebound Def.	36.4	10	DU (30.0)
Reb. Margin	+4.0	T2	Troy (+8.6)
Blocked Shots	4.2	3	FAU (5.7)
Assists	12.4	8	DU (15.0)
Steals	4.0	13	USA (9.3)
TO Margin	-3.0	12	ULL (+3.8)
A/TO Ratio	0.8	9	DU (1.4)
Off. Rebounds	11.2	9	Troy (16.0)
Def. Rebounds	29.2	1	NT (29.9)
Def. Rebound %	71.2	3	ASU (72.4)
Off. Rebound %	31.3	10	Troy (42.4)
3-FG's Made	5.8	9	DU (8.4)

**INDIVIDUAL SBC RANKINGS (AS OF 12/1)**

NT Player	Stat	Number	Rank
White	Minutes	35.4	1
	PPG	17.0	4
	Assists	4.6	4
	FT%	86.2	7
	A/TO	1.2	10
Odufuwa	Rebound	11.4	1
	D-Rebound	8.6	1
	Blocks	1.6	3
	O-Rebound	2.8	7
	FG%	52.9	10
Tramiel	FG%	53.7	T7

**White Back On Top** - Josh White has netted his last 10 free throw attempts dating back to the UT Arlington game, vaulting him back into first place in school history in career free throw percentage. White has hit 245-of-281 (87.19 percent) from the stripe in his career, and ranked second in the NCAA in '08-09 with a mark of 90.6 percent.

**Spreading The Wealth** - The Mean Green is 40th in the country in scoring with 80.2 points per game, but is once again doing it with a multi-faceted attack. Ten different North Texas players are averaging double-digit minutes, and eight players are averaging more than 5.5 points per game. NT as a team ranked 32nd in the NCAA in scoring last year despite not having a player in the national top 500 in individual scoring.

**Double-Double Man** - With double-doubles in three of the year's six outings, George Odufuwa is currently averaging 9.8 points and 11.0 rebounds per game. He ranks 9th in the NCAA with 11.0 rebounds per game. Odufuwa hauled in 24 boards in the season opener against Cameron, becoming just the ninth player in the NCAA since 2005-06 to register 24 or more rebounds in a single game.

**Preseason All-Sun Belt Accolades** - Eric Tramiel was named to the first-team and Josh White earned second-team honors on the Preseason All-Sun Belt Conference squads. Tramiel was the Mean Green muscle in the middle, leading NT in scoring, rebounding and field goal percentage. White played most of 2008-09 with a hand injury, but still ranked second in the NCAA in free

throw percentage, and piloted the Mean Green's 31st ranked scoring offense.

**Best In The West**- North Texas was tabbed as the favorite in the Sun Belt West Division in every major preseason publication, as well as the league's coaches in the SBC's annual Preseason Poll. NT was picked alone atop the West Division for the first time since joining the league in 2000. The Mean Green garnered the top spot with a league-high 85 points, and nine first place votes. NT was picked in a tie with UALR for the West's top spot in last year's poll.

**Mean Green 20/20/20** - North Texas finished last season with a 20-12 mark, giving the program back-to-back-to-back 20-win seasons for the first time since 1976-78. NT is one of only three teams in the Sun Belt (South Alabama & Western Kentucky) and three in the state of Texas (Texas and Texas A&M) to win at least 20 games in each of the last three years. The Mean Green had won a total of 20 games in the four years prior to Johnny Jones arrival at North Texas.

**Lighting Up The Scoreboard** - Johnny Jones and NT play up-tempo basketball, and the results speak for themselves. North Texas has ranked no lower than 34th in the NCAA in scoring in each of the last four seasons. Last year, NT ranked 31st in the country with an average of 77.3 points per game.

Year	Points/Gm	NCAA Rank
08-09	77.3	31st
07-08	76.9	34th
06-07	77.0	33rd
05-06	76.6	32nd

**NORTH TEXAS ROSTER**

NO	NAME	POS	HT	WT	YR	HOMETOWN (LAST SCHOOL)
1	Dominique Johnson	G	5-10	162	Sr.	Kansas City, MO (Arkansas-Fort Smith)
3	Alzee Williams	G	6-4	168	Fr.	Dallas, TX (Miss. Elite Christian Academy)
4	George Odufuwa	F	6-8	240	Jr.	Dallas, TX (Arizona State)
10	Josh White	G	5-10	175	Jr.	Baton Rouge, LA (Christian Life Academy)
11	Antwone Matlock	G	6-1	177	Sr.	Dallas, Texas (Trinidad State)
12	Nick Goff	G	6-4	180	Fr.	Columbus, Ohio (St Francis DeSales)
14	Tristan Thompson	G	6-5	190	Jr.	Angleton, TX (Brewster Academy)
15	Ben Knox	C	6-10	221	RFr.	Arlington, TX (Grace Prep Academy)
20	Collin Mangrum	G	6-5	190	Jr.	Howe, TX (Howe HS)
21	Shannon Shorter	G	6-4	200	Jr.	Houston, TX (Paris JC)
23	Richard Thomas	G	6-5	190	Jr.	Rosedale, NY (Garden City CC)
24	Kedrick Hogans *	F	6-7	215	Jr.	New Orleans, LA (Karr HS)
25	Eric Tramiel	F	6-7	230	Sr.	Shreveport, LA (Paris JC)
30	Jacob Holmen	F	6-8	220	Fr.	Whitehouse, TX (Whitehouse HS)
32	Jamie Egenti	F	6-8	265	Jr.	Watauga, TX (North Lakes College)
32	Tyler Hall	G	6-2	175	So.	Pampa, TX (Pampa HS)
42	Cameron Spencer	F	6-8	274	Jr.	Orange, TX (Southern Methodist)

\* Expected to redshirt the 2009-10 season

Head Coach: Johnny Jones (9th season)  
Assistant Coaches: Shawn Forrest, Bill Foy, Charlie Leonard

**PRONUNCIATION GUIDE**

- 3 Alzee (Al-Z)
- 4 Odufuwa (Oh-Doo-Foo-Wah)
- 11 Antwone (Ann-Twah-N)
- 25 Tramiel (Truh-Meal)

**NORTH TEXAS VS THE NCAA**

Category	Rank	Stat	Leader	Stat
Scoring	-	-	-	-
Scoring Def	-	-	-	-
Margin	-	-	-	-
FG%	-	-	-	-
FG% Def	-	-	-	-
3FG	-	-	-	-
3-FG %	-	-	-	-
3-FG Def	-	-	-	-
FT %	-	-	-	-
Reb. Margin	-	-	-	-
Assists	-	-	-	-
A/TO	-	-	-	-
Blocks	-	-	-	-
Steals	-	-	-	-
Turnovers	-	-	-	-
TO Margin	-	-	-	-
Fouls	-	-	-	-

**NT IN TOP 150 INDIVIDUAL STATS**

NT Player	Stat	Number	Rank
-----------	------	--------	------

**SUN BELT PRESEASON ALL-CONFERENCE TEAMS**

**First Team**

Desmond Yates, Middle Tennessee  
 Nate Rohnert, Denver  
**Eric Tramiel, North Texas**  
 Brandon Hazzard, Troy  
 A.J. Slaughter

**Second Team**

Chris Gradnigo, Louisiana-Lafayette  
**Josh White, North Texas**  
 Richard Delk, Troy  
 Sergio Kersch, WKU  
 Steffphon Pettigrew, WKU

**Third Team**

Donald Boone, Arkansas State  
 Tony Hooper, Louisiana-Monroe  
 Malcolm Thomas, Louisiana-Monroe  
 Michael Vogler, Troy  
 Jeremy Evans, WKU

**SUN BELT PRESEASON COACHES' POLL**

**East Division**

1. Western Kentucky .....77 (12)
2. Troy .....62 (1)
3. Middle Tennessee.....53
4. South Alabama .....40
5. Florida Atlantic.....21
6. Florida International.....20

**West Division**

1. North Texas.....85 (9)
2. Denver.....73 (1)
3. Louisiana-Lafayette.....56 (1)
4. UALR .....53 (1)
5. ULM .....45 (1)
6. Arkansas State .....36
7. New Orleans.....17

**History In The Making** - The Mean Green has posted a .500 record or better in each of the past five years, which makes this makes this the most prosperous stretch of hoops at NT since 1931 when the program enjoyed 14 straight winning seasons. North Texas has won at least 10 conference games in each of the last three years – a feat not seen at NT since 1924-27.

**Milestone Jones** - Head coach Johnny Jones is nearing a couple of career milestones in '09-'10. Jones is just seven games shy of his 250th game coached at NT, and 26 games away from the 300th of his career overall. The ninth year head coach will suit up for his 250th game at North Texas against Texas Southern on Dec. 28th, and can reach his 300th overall with a trip to the Sun Belt Tournament quarterfinals.

**Air Time** - The Mean Green is slated to appear on television 17 times in the 2009-10 regular season, including a four-pack of nationally televised games. North Texas will appear on FSN-Southwest in its Big XII showdowns with Oklahoma State and Texas A&M on Nov. 21 and Dec. 7. The Sun Belt Network will air the Mean Green's games against UALR on Feb. 20 and ULM on Feb. 27. Every North Texas home game can be seen locally in Denton on NTTV. The Mean Green will have additional chances for televised games at the Sun Belt Conference Tournament.

**Eighty Or Bust** - One of the highest scoring teams in the nation, North Texas is deadly when it reaches 80 points. The Mean Green ranked 31st in the nation with 77.3 points per game last year, and is 68-16 all-time under Johnny Jones when scoring 80 or more.

**Deadly From Downtown** - One of the all-time great three-point shooting programs, North Texas has now hit a three-pointer in each game dating back to the 1987-88 season - a span of 608 games.

**Pressure Pit** - The Mean Green has made the Super Pit one of the nation's toughest places to play. NT won a school-record 15 home games in 2007-08, and has won 53 games at the Super Pit over the last five years – the most in any period in school history. As a matter of fact, no other team in the Sun Belt has won more home games since 2006-07 than the Mean Green.

**SBC At Home Since 2006-07 (as of 11/30)**


Team	Home Wins
North Texas.....	43
South Alabama.....	42
Western Kentucky .....	39

**Packing The Pit** - North Texas averaged 3,084 fans per game at the Super Pit last year, and 3,178 in 2007-08. That two-year average of 3,131 is the highest in any two year period at NT since 1987-89 (3,167). As a matter of fact, the last two years' attendance figures are just the fifth and sixth time for NT to top the 3,000 per game attendance mark since moving to the Super Pit in 1972.

**92nd Season** - North Texas is playing its 92nd season of basketball, compiling an all-time record of 1,003-1,162-1. North Texas State Normal College, as the school was known in 1917, played its first basketball game on January 17 in a 25-23 loss at home to SMU. Since then, North Texas has hauled in 16 conference titles (14 regular season and two tournament championships) and three postseason appearances (NCAA in 1988, 2007 and NAIA in 1943).

**MEAN GREEN RADIO & TV**

Every North Texas game will be carried on the Mean Green Radio Network. NT graduate and 1310 The Ticket (KTCK-AM) personality George Dunham will handle the play-by-play duties, with Deputy Athletic Director Hank Dickenson providing analysis. All MGRN broadcasts can be heard in Denton on 88.1 KNTU-FM, in the DFW area on 100.7 KWRD-FM and in Tyler/Longview on 100.7 KPXI-FM.



Each week you can watch the Mean Green Insider on Fox College Sports Central, NTTV and on-demand at Mean-GreenSports.com. The 30-minute show will feature North Texas head coach Johnny Jones along with special features on Mean Green players. The Mean Green Insider can be seen Fox College Sports Central on Fridays at 6 p.m., on NTTV, channel 22 in Denton every Wednesday.

**NORTH TEXAS' RECORD WHEN**

Overall .....	4-2
Home.....	3-0
Road .....	1-2
Neutral.....	0-0
Leading at half.....	3-0
Trailing at half.....	1-2
Tied at half .....	0-0
Overtime.....	1-0
Last minute lead change .....	1-0
Two-point games.....	1-0
Outshoots Opponent .....	4-1
Outshot by Opponent.....	0-1
More rebounds .....	3-1
Less Rebounds.....	1-1
More offensive boards.....	2-1
Less offensive boards.....	2-1
More turnovers.....	2-2
Less turnovers.....	2-0
Player(s) foul out.....	2-1
Opponent(s) foul out.....	3-0
Has technical foul.....	0-0
Opponent technical foul.....	0-0

**Scores:**

59 and under .....	0-0
60-69 .....	1-1
70-79 .....	0-1
80-89 .....	1-0
90-99 .....	1-0
100+ .....	1-0

**Opponent Scores:**

59 and under .....	1-0
60-69 .....	2-0
70-79 .....	0-1
80-89 .....	0-1
90-99 .....	1-0
100+ .....	0-0

**Shoots:**

Under 35%.....	0-0
35-39%.....	0-0
40-44%.....	2-1
45-49%.....	1-1
50%+ .....	1-0

**Opponent Shoots:**

Under 35%.....	0-0
35-39%.....	2-0
40-44%.....	0-1
45-49%.....	0-1
50%+ .....	0-1

**Free Throws:**

Under 60%.....	0-1
60-69%.....	0-0
70-79%.....	4-0
80+% .....	0-1

**Free Throw Attempts:**

Under 20 Attempts.....	0-2
20-29 .....	2-0
30-39 .....	1-0
40-49 .....	0-0
50+ .....	1-0

**Field Goal Attempts:**

Under 50 FGA.....	0-0
50-59 FGA.....	4-1
60-69 FGA.....	0-1
70+ FGA .....	0-0

**Season Streaks**

Longest Win Streak.....	2
Longest Losing Streak .....	1
Current Streak .....	W 1
Last 10 .....	4-2
Largest Lead.....	29 vs. Univ. of the Southwest
Largest Deficit.....	16 vs. Oklahoma State
Largest Deficit Overcome .....	10 vs. UT Arlington
Largest Unanswered Streak.....	.....
.....	14-0 vs. Univ. of the Southwest
Opp. Largest Unanswered Streak.....	9-0 vs. Cameron

**MEAN GREEN ACCOLADES AND HONORS**

**North Texas**

- Sun Belt Preseason Poll's West Division leader
- Named the Sun Belt West's best preseason squad by ESPN Blue Ribbon, Sporting News, Athlon, Yahoo and Lindy's, among other publications

**Eric Tramiel**

- Preseason All-Sun Belt Conference First-Team
- Preseason All-Sun Belt team - Sporting News, Athlon, Yahoo, Lindy's (2nd team)
- 2008-09 Third-Team All-Sun Belt

**Josh White**

- Preseason All-Sun Belt Conference Second-Team
- 2009 Sun Belt All-Tournament team

**STARTING LINEUPS & RECORDS**

Game	1	2	3	4	5	Result
Cameron .....	White .....	Shorter.....	Thompson .....	Tramiel .....	Odufuwa.....	W 80-62
UT Arlington.....	White .....	Shorter.....	Thompson .....	Tramiel .....	Odufuwa.....	W 101-99 2OT
Oklahoma State .....	White .....	Shorter.....	Thomas .....	Tramiel .....	Odufuwa.....	L 82-68
Jackson State .....	White .....	Thompson .....	Thomas .....	Tramiel .....	Odufuwa.....	W 68-58
Boise State.....	White .....	Thompson .....	Thomas .....	Tramiel .....	Odufuwa.....	L 79-73
Univ Southwest .....	White .....	Thompson .....	Thomas .....	Holmen .....	Odufuwa.....	W 91-62
Rice .....	.....	.....	.....	.....	.....	.....
Texas A&M.....	.....	.....	.....	.....	.....	.....
ULM .....	.....	.....	.....	.....	.....	.....
Florida International.....	.....	.....	.....	.....	.....	.....
Southeastern Louisiana .....	.....	.....	.....	.....	.....	.....
Texas Southern.....	.....	.....	.....	.....	.....	.....
UALR .....	.....	.....	.....	.....	.....	.....
Arkansas State .....	.....	.....	.....	.....	.....	.....
Louisiana-Lafayette.....	.....	.....	.....	.....	.....	.....
New Orleans .....	.....	.....	.....	.....	.....	.....
Troy .....	.....	.....	.....	.....	.....	.....
Arkansas State .....	.....	.....	.....	.....	.....	.....
South Alabama .....	.....	.....	.....	.....	.....	.....
Western Kentucky .....	.....	.....	.....	.....	.....	.....
Middle Tennessee.....	.....	.....	.....	.....	.....	.....
Florida Atlantic.....	.....	.....	.....	.....	.....	.....
Florida International.....	.....	.....	.....	.....	.....	.....
New Orleans .....	.....	.....	.....	.....	.....	.....
Denver.....	.....	.....	.....	.....	.....	.....
Houston Baptist.....	.....	.....	.....	.....	.....	.....
UALR .....	.....	.....	.....	.....	.....	.....
Louisiana-Lafayette.....	.....	.....	.....	.....	.....	.....
ULM .....	.....	.....	.....	.....	.....	.....

**MEAN GREEN MILESTONE GAMES**

**Double Figure Points**

George Odufuwa.....	4
Eric Tramiel .....	4
Josh White .....	4
Jacob Holmen.....	2
Shannon Shorter .....	2
Richard Thomas .....	2
Tristan Thompson .....	1

**20+ Point Games**

Josh White .....	2
------------------	---

**30+ Point Games**

Josh White .....	1
------------------	---

**Three Or More Blocks**

George Odufuwa.....	1
---------------------	---

**Double-Doubles**

George Odufuwa.....	3
Shannon Shorter .....	1

**Five Or More Steals**

**Double Figure Rebounds**

George Odufuwa.....	3
Shannon Shorter .....	1

**Five Or More Assists**

Josh White .....	3
------------------	---

**THE LAST TIME A MEAN GREEN PLAYER ...**

**Had 30 or more points**

35 - Josh White vs. UT Arlington, 11/18/09

**Had 15 or more rebounds**

24 - George Odufuwa vs. Cameron, 11/13/09

**Had 10 or more assists**

13 - Terence White vs. Texas A&M Corpus Christi, 2/02/00

**Had 5 or more blocks**

5 - Jeffrey Simpson vs. UALR, 3/03/06

**Had 5 or more steals**

5 - Rich Young vs. Rice, 11/18/06

**Made 90% or more FGA (min 5 att)**

1.000 - Tristan Thompson vs. Sam Houston State (6-6), 12/3/08

**Made 80% or more FGA (min 5 att)**

.818 - Josh White vs. Univ. of the Southwest (9-11), 12/2/09

.800 - Shannon Shorter vs. Univ. of the Southwest (4-5), 12/2/09

**Made 70% or more FGA (min 5 att)**

.714 - Harold Stewart vs. Western Kentucky (5-7), 3/9/09

**Made 100% FTA (min 5 att)**

1.000 - Jacob Holmen (5-5), 12/2/09

**Made 90% or more FTA (min 5 att)**

.923 - Tristan Thompson vs. Middle Tennessee (12-13), 3/8/09

**Made 8 or more 3PT's**

8 - Joe Ervin vs. Arkansas, 12/30/98

**Had a double-double (pts/rbs)**

Shannon Shorter vs. Univ. of the Southwest (11 pts / 10 reb), 12/2/09

**Had consecutive double-doubles (pts/rbs)**

George Odufuwa vs. Cameron (11/13/09) & UT Arlington (11/18/09)

**Had a double-double (pts/asst)**

Terence White vs. Texas A&M-CC (15 pts / 13 asst), 12/2/00

**Had a triple-double (pts/rbs/asst)**

Jesse Ratliff vs. Sam Houston St. (20pts/16reb/10asst), 2/13

**Had a perfect shooting night (min 5 fg & ft att)**

Tristan Thompson vs. Sam Houston St. (6-6 fg/2-2 3fg/6-6 ft), 12/3/08

**THE LAST TIME A MEAN GREEN TEAM ...**

**Scored 100 or more points**

101 - vs. UT Arlington, 11/18/09

**Allowed 100 or more points**

100 - vs. Oklahoma State, 11/17/08

**Scored 50 or fewer points**

48 - vs. Princeton, 12/05/98

**Held an opponent under 50 points**

40 - vs. ULM, 2/20/08

**Won an overtime game**

101-99 (2OT) - vs. UT Arlington, 11/18/09

**Had 50 or more rebounds**

50 - vs. Cameron, 11/13/09

**Had 20 or more assists**

21 - vs. Troy, 2/01/07

**Had 10 or more steals**

10 - vs. Middle Tennessee, 1/27/08

**Had 5 or more blocks**

7 - vs. Jackson State, 11/24/09

**Five or more players in double-figures**

6 - vs. ULM, 2/19/09

**Made 60% or higher FGs**

.604 - vs. Middle Tennessee (29-48), 2/14/09

**Made 50% or higher 3pt FGs**

.500 - vs. Middle Tennessee (4-8), 3/8/09

**Made 90% or higher FTs**

.905 - vs. UT Arlington (19-21), 12/29/08

**NORTH TEXAS RECORDS WATCH**

**Career Scoring**

24.....909 .....	Quincy Williams.....	2004-08
25.....907 .....	Terry Bailey .....	1974-76
26.....900 .....	Al Shumate.....	1969-71
27.....889 .....	Waymond Lister .....	1975-79
28.....888 .....	Ronnie Morgan .....	1987-90
<b>29.....871 .....</b>	<b>Josh White.....</b>	<b>2008-Pr</b>
30.....860 .....	Adam Smith .....	1993-95
31.....844 .....	Carl Jones.....	1973-76

**Career Free Throw Percentage (min. 90 att)**

<b>1.....87.19 (245-281) .....</b>	<b>Josh White.....</b>	<b>2008-Pr</b>
2.....87.08 .....	Garland Bailey .....	1963-64
<b>3.....83.19 (99-119) .....</b>	<b>Dominique Johnson .....</b>	<b>2009-Pr</b>
4.....82.38 .....	Leonard Hopkins .....	2002-05
5.....81.91 .....	Tom Etchison.....	1994-95
6.....81.62 .....	Joe Hamilton .....	1969-70
7.....81.52 .....	Jon Manning.....	1978-79
8.....79.31 .....	Donell Hayden.....	1991
9.....79.19 .....	Cedric Carson .....	1991-92
10.....79.17 .....	George King .....	1994-96
11.....78.86 .....	Kendrick Davis .....	2006-07
12.....78.77 .....	Tony Wright .....	1973-75
<b>13.....78.51 (190-242) .....</b>	<b>Tristan Thompson .....</b>	<b>2008-Pr</b>

**Career Field Goal Percentage**

1.....585 .....	John Horrocks .....	1981-83
2.....581 .....	Terry Bailey.....	1974-76
<b>3.....572 (154-269) .....</b>	<b>Eric Tramiel.....</b>	<b>2009-Pr</b>
4.....570 .....	Will Smith .....	2000-04
5.....559 .....	Adam Smith.....	1993-95
6.....555 .....	Jeffrey Simpson .....	2004-06
7.....554 .....	Sean Riley.....	1995-97
8.....543 .....	Keith Wooden.....	2006-08
9.....540 .....	Keenan DuBose .....	1985-87
10.....539 .....	Xavier Henton .....	1991-94
<b>11.....532 (91-171) .....</b>	<b>Kedrick Hogans .....</b>	<b>2008-Pr</b>
12.....531 .....	Michael DeGrate .....	2002-04

**Career 3-Point Percentage**

1.....431 .....	George King.....	1993-96
2.....413 .....	Chad Elstun .....	1995-97
3.....406 .....	Rich Young.....	2005-07
4.....391 .....	Calvin Watson .....	2003-07
.....391 .....	Adam McCoy .....	2007-09
<b>6.....389 (44-113) .....</b>	<b>Dominique Johnson .....</b>	<b>2009-Pr</b>
<b>7.....383 (100-261) .....</b>	<b>Josh White .....</b>	<b>2008-Pr</b>
8.....377 .....	Collin Dennis.....	2007-09
9.....376 .....	Isaac Hines .....	2004-06
<b>10.....371 (62-167) .....</b>	<b>Tristan Thompson.....</b>	<b>2008-Pr</b>
11.....361 .....	Tony Worrell.....	1986-88
12.....360 .....	Kendrick Davis.....	2005-07
13.....355 .....	Ray Schufford.....	1989-91

**Career 3-Pointers**

6.....136 .....	Leonard Hopkins.....	2004-05
7.....132 .....	Chad Elstun .....	1995-97
8.....112 .....	Tom Etchison .....	1993-95
9.....106 .....	Kendrick Davis.....	2005-07
10.....105 .....	Ray Schufford.....	1989-91
.....100 .....	<b>Josh White .....</b>	<b>2008-Pr</b>

**JOHNNY JONES** head coach

**Age:** 48  
**Alma Mater:** Louisiana State ('85)  
**Record:** 130-114 (9th Season)  
**Overall Record:** 145-130 (10th season)  
**Previous Job:** Alabama Asst. Coach (2000-01)  
**Playing Experience:** LSU (1980-84)  
**Hometown:** DeRidder, Louisiana  
 DeRidder High School (1976-80)

**Jones Coaching Experience**

Year	School	Position
2001-Cur.	North Texas	Head Coach
2000-01	Alabama	Asst. Coach
1999-00	Memphis	Interim Head Coach
1997-99	Memphis	Assoc. Head Coach
1994-97	LSU	Assoc. Head Coach
1984-94	LSU	Asst. Coach
1987-88	LSU	Admin. Asst.

**Jones Year-by-Year**

Year	Overall	Conf.	Finish
2001-02	15-14	8-7	4th-West
2002-03	7-21	2-13	6th-West
2003-04	13-15	8-7	3rd West
2004-05	14-14	6-9	T4th-West
2005-06	14-14	6-9	T4th-West
2006-07	23-11	10-8	3rd West*
2007-08	20-11	10-8	3rd West
2008-09	20-12	11-7	2nd West
2009-10	4-2	0-0	
<b>Totals</b>	<b>130-114</b>	<b>61-68</b>	

\* Sun Belt Tournament Champion

**North Texas Career Coaching Wins**

Coach	Wins	Seasons
Pete Shands .....	224	22
Bill Blakeley .....	134	8
<b>Johnny Jones .....</b>	<b>130</b>	<b>9th</b>
Jimmy Gales .....	84	7



- **April 16, 2001** - Jones named 16th head coach in North Texas history, taking over for Vic Trilli who compiled a 20-87 record in four years.
- **Nov. 16, 2001** - Jones won his first game as head coach at North Texas, defeating Southwest Missouri State 79-77 at the Super Pit.
- **March 1, 2002** - Jones and the Mean Green defeated Florida International in the Sun Belt Conference Tournament. The game marked NT's first ever victory in the SBC Tournament and its first in any conference tournament since the 1995-96 season.
- **March 2, 2002** - North Texas ended the season with a 15-14 record to give the Mean Green its first winning season in six years. NT posted the nation's third best one season improvement in winning percentage for 2000-01 to 2001-02.
- **Dec. 7, 2002** - Jones led the Mean Green to a victory over Winthrop at the Brother's Air and Heat Championship game, giving North Texas its first regular-season tournament title in more than 20 years.
- **Dec. 6, 2003** - North Texas picked up its biggest margin of victory in school history in a 109-49 win over Hardin-Simmons.
- **Feb. 26, 2003** - Jones picks up his 50th career victory with an 84-81 overtime victory over 2004 Sun Belt Conference Tournament runner-up New Orleans.

- **Nov. 9, 2005** - Jones and his staff signed four players on the first day of the early signing period and, including Arizona State transfer Keith Wooden, had the 29th ranked class in the nation for the early signing period according to Hoop Scoop.
- **Nov. 18, 2005** - Jones won his 50th game at North Texas with the victory over Hardin-Simmons in the season opener.
- **Nov. 12, 2006** - In what is being referred to as his signature win, Jones' Mean Green toppled NIT participant Charlotte 90-72 on the road.
- **Dec. 19, 2006** - Jones leads the Mean Green to another program first - its first win over Western Kentucky in eight tries.
- **Feb. 15, 2007** - Jones scores his 80th victory at North Texas, passing John Reid for fourth all-time.
- **March 6, 2007** - Jones gives NT its first-ever Sun Belt Conference title with an 83-75 win over Arkansas State.
- **March 16, 2007** - North Texas plays in its first NCAA Tournament game since 1988, falling to Memphis 73-58 in the opening round.
- **Nov. 11, 2007** - In front of the largest Super Pit crowd since 1980 (6,793), Jones and the Mean Green knocked

- off Oklahoma State 82-73.
- **Dec. 1, 2007** - Down 21 points at New Mexico State with 14:20 remaining, Jones and the Mean Green engineer the biggest comeback in school history. NT beat the Aggies 75-72 in regulation.
- **Feb. 2, 2008** - Jones records his 100th win at North Texas with a 60-57 victory over Florida International. Only Bill Blakeley reached the milestone faster at NT.
- **Feb. 20, 2008** - North Texas records one of the most lopsided road victories in school history in a 72-40 drubbing of Louisiana at Monroe. It is the largest margin of defeat in Fant-Ewing Coliseum history, and the least amount of points by an NT opponent since 1994.
- **March 5, 2008** - A win over Arkansas State in the Sun Belt Conference opening round secures a second straight 20-win season for the Mean Green.
- **Dec. 31, 2008** - Jones coaches the 250th game of his career, which has spanned eight seasons at NT and Memphis. Jones has amassed a 129-121 record.
- **Feb. 26, 2009** - With a win over Arkansas State, North Texas secured its 10th conference win for a third straight season, a feat not seen at NT since 1924-27.
- **Nov. 18, 2009** - Broke the 14-year hold UT Arlington had on North Texas with a 101-99 double OT win. The Mavericks had won the previous five meetings.

# 1 DOMINIQUE JOHNSON

5-10 • 162 • Sr. • G • 1L • Kansas City, Mo. (Arkansas-Fort Smith)

Has 6 assists to 3 turnover so far this year ... 2008-09: Finished his first season at NT ranked ninth in school history in assists with 120 ... 120 assists are the most by an NT player since 1999, and ranked 6th in SBC ... 1.69 A/TO ratio ranked 123rd in nation ... Posted 10 games of at least five assists ... Needs just 106 assists to reach NT's career top 10 list ... 83.8 FT% ranked second on the squad and 60th in the nation ... One of four NT players to average double figures (11.0 ppg) ... Posted two 20-point efforts, including SBC semifinal vs. WKU ... Went 5-of-8 (.625) from 3-point in Hot Springs.

### CAREER HIGHS

Points: 20, last vs. WKU (3/09/09)  
 FG Made: 8, last vs. WKU (3/09/09)  
 3-FG Made: 4, last vs. WKU (3/09/09)  
 FT Made: 9 vs. Indiana St. (11/23/08)  
 Assists: 7, last vs. ULL (2/7/09)  
 Rebounds: 6 vs. Arkansas St. (1/10/09)  
 Steals: 3, last vs. Denver (1/15/09)  
 Blocks: 1, last vs. JSU (11/24/09)  
 Minutes: 48 vs. Arkansas St. (1/10/09)



Opponent	Date	gs	min	Total		3-Pointers		Free throws		Rebounds				pf	a	t/o	blk	stl	pts	avg
				fg-fga	pct	3fg-fga	pct	ft-fta	pct	off	def	tot	avg							
at UT Arlington	11/18/09		15	1-5	.200	0-2	.000	1-2	.500	0	1	1	1.0	2	3	1	0	1	3	3.0
at Oklahoma State	11/21/09		19	2-6	.333	0-1	.000	5-6	.833	0	3	3	2.0	1	1	0	0	0	9	6.0
JACKSON STATE	11/24/09		10	0-2	.000	0-1	.000	0-0	.000	0	2	2	2.0	2	2	2	1	0	0	4.0
Totals		0	44	3-13	.231	0-4	.000	6-8	.750	0	6	6	2.0	5	6	3	1	1	12	4.0

Games played: 3  
 Minutes/game: 14.7  
 Points/game: 4.0  
 FG Pct: 23.1  
 3FG Pct: 0.0  
 FT Pct: 75.0

Rebounds/game: 2.0  
 Assists/game: 2.0  
 Turnovers/game: 1.0  
 Assist/turnover ratio: 2.0  
 Steals/game: 0.3  
 Blocks/game: 0.3




**3 ALZEE WILLIAMS**

6-4 • 168 • Fr. • G • HS • Dallas (Mississippi Elite Christian Academy)

Averaging 12.2 mins at the 1 & 2 ... Has 5 point outings vs UTA and Jackson State ... 2008-09: Honed his shooting game at Miss. Elite Christian Academy, averaging over 20 ppg ... Dropped a career-high 36 points on Laurinburg Prep ... Was the District 13-4A MVP as a senior at Lincoln High School in Dallas ... Ranked by Texashoops.com as the No. 117th best player in the class of '08 ... Selected the Dallas Morning News' High School Player of the Week ... Averaged 17.3 points per game, which ranked second in the district and 17th in the DFW area ... Connected on 37 three-pointers, and also averaged 3.3 rpg.

**CAREER HIGHS**

Points: 5, last vs. JSU (11/24/09)  
 FG Made: 2 vs. JSU (11/24/09)  
 3-FG Made: 1 vs. JSU (11/24/09)  
 FT Made: 3 vs. UTA (11/18/09)  
 Assists: 1 vs. USW (12/2/09)  
 Rebounds: 2, last vs. USW (12/2/09)  
 Steals: 1, last vs. USW (12/2/09)  
 Blocks: 1 vs. USW (12/2/09)  
 Minutes: 23 vs. UTA (11/18/09)



Opponent	Date	gs	min	Total		3-Pointers		Free throws		Rebounds				pf	a	t/o	blk	stl	pts	avg
				fg-fga	pct	3fg-fga	pct	ft-fga	pct	off	def	tot	avg							
CAMERON	11/13/09		14	1-2	.500	0-1	.000	0-0	.000	0	1	1	1.0	1	0	0	0	0	2	2.0
at UT Arlington	11/18/09		23	1-2	.500	0-1	.000	3-4	.750	1	1	2	1.5	4	0	1	0	1	5	3.5
at Oklahoma State	11/21/09		3	0-0	.000	0-0	.000	0-0	.000	0	0	0	1.0	1	0	1	0	0	0	2.3
JACKSON STATE	11/24/09		10	2-3	.667	1-2	.500	0-0	.000	0	2	2	1.3	2	0	0	0	0	5	3.0
at Boise State	11/28/09		7	0-2	.000	0-1	.000	0-0	.000	0	0	0	1.0	0	0	0	0	0	0	2.4
UNIVERSITY OF THE SO	12/02/09		16	0-4	.000	0-2	.000	1-2	.500	0	2	2	1.2	1	1	1	1	1	1	2.2
Totals		0	73	4-13	.308	1-7	.143	4-6	.667	1	6	7	1.2	9	1	3	1	2	13	2.2

Games played: 6  
 Minutes/game: 12.2  
 Points/game: 2.2  
 FG Pct: 30.8  
 3FG Pct: 14.3  
 FT Pct: 66.7

Rebounds/game: 1.2  
 Assists/game: 0.2  
 Turnovers/game: 0.5  
 Assist/turnover ratio: 0.3  
 Steals/game: 0.3  
 Blocks/game: 0.2


**4 GEORGE ODUFUWA**

6-8 • 240 • Jr. • F • 1L • Dallas, Texas (Arizona State)

Had 3 double-doubles in the first four games of the year, giving the junior 5 for his career ... Hauled in 24 rebounds vs Cameron - 4th most in NT history ... Became just the 9th player in the NCAA since 2005-06 to grab 24 boards or more ... Career-high 16 points vs UTA ... 2008-09: Ranked 6th in the Sun Belt with 6.6 rebounds per game ... 18 boards vs. Troy are most by an SBC player in 2008-09, and ranks 18th in NT history ... Named ESPN The Magazine Academic All-District First Team ... 21 blocks in 08-09 ties for second on the team ... 0.7 blocks per game tied for 15th in the SBC.

**CAREER HIGHS**

Points: 16 vs. UTA (11/18/09)  
 FG Made: 6 vs. SHSU (11/20/08)  
 3-FG Made: -  
 FT Made: 8 vs. UTA (11/18/09)  
 Assists: 4 vs. SHSU (11/20/08)  
 Rebounds: 24 vs. Cameron (11/13/09)  
 Steals: 3, last vs. UTA (11/18/09)  
 Blocks: 4 vs. SHSU (11/20/08)  
 Minutes: 44 vs. UTA (11/18/09)



Opponent	Date	gs	min	Total		3-Pointers		Free throws		Rebounds				pf	a	t/o	blk	stl	pts	avg	
				fg-fga	pct	3fg-fga	pct	ft-fa	pct	off	def	tot	avg								
CAMERON	11/13/09	*	29	4-10	.400	0-0	.000	4-7	.571	6	18	24	24.0	0	1	3	2	1	12	12.0	
at UT Arlington	11/18/09	*	44	4-4	1.000	0-0	.000	8-10	.800	1	10	11	17.5	3	1	4	3	3	16	14.0	
at Oklahoma State	11/21/09	*	34	4-7	.571	0-0	.000	3-4	.750	1	6	7	14.0	1	1	2	1	0	11	13.0	
JACKSON STATE	11/24/09	*	36	4-8	.500	0-0	.000	3-7	.429	4	7	11	13.3	2	0	1	2	2	11	12.5	
at Boise State	11/28/09	*	17	2-4	.500	0-0	.000	1-2	.500	2	2	4	11.4	3	3	3	0	0	5	11.0	
UNIVERSITY OF THE SO	12/02/09	*	18	1-5	.200	0-0	.000	2-2	1.000	3	6	9	11.0	3	0	4	0	0	4	9.8	
Totals			6	178	19-38	.500	0-0	.000	21-32	.656	17	49	66	11.0	12	6	17	8	6	59	9.8

Games played: 6  
 Minutes/game: 29.7  
 Points/game: 9.8  
 FG Pct: 50.0  
 FT Pct: 65.6

Rebounds/game: 11.0  
 Assists/game: 1.0  
 Turnovers/game: 2.8  
 Assist/turnover ratio: 0.4  
 Steals/game: 1.0  
 Blocks/game: 1.3

**10 JOSH WHITE**

5-10 • 175 • Jr. • G • 2L • Baton Rouge, La. (Christian Life Academy)

87.19 career FT% ranks first in NT history ... 871 career points ranks 29th ... Hit 100th career 3-pointer vs. USW ... Still averaging 20.0 ppg against Big XII opponents ... Has 43 career double-digit scoring games ... Posted a career-high 35 points at UTA, making him the 23rd player in NT history to reach 35 points ... Preseason Second Team All-Sun Belt ... 2008-09: Finished second in the nation with a 90.6 (96-of-106) FT%, which smashed the school record ... Earned All-Sun Belt Tournament Team honors after averaging 20.0 ppg on 52.8% shooting and 4.3 apg ... Posted three separate streaks of 20-plus FT makes in 08-09.

**CAREER HIGHS**

Points: 35 vs. UTA (11/18/09)  
 FG Made: 9, last vs. USW (12/2/09)  
 3-FG Made: 6 vs Texas (12/5/07)  
 FT Made: 15 vs. UTA (11/18/09)  
 Assists: 7, last vs. WKU (3/09/09)  
 Rebounds: 8 vs Okla. State (11/17/08)  
 Steals: 3 vs Okla. State (11/14/07)  
 Blocks: -  
 Minutes: 46, last vs. UTA (11/18/09)



Opponent	Date	gs	min	Total		3-Pointers		Free throws		Rebounds				pf	a	t/o	blk	stl	pts	avg	
				fg-fga	pct	3fg-fga	pct	ft-fta	pct	off	def	tot	avg								
CAMERON	11/13/09	*	30	6-9	.667	5-6	.833	2-3	.667	1	3	4	4.0	2	4	2	0	0	19	19.0	
at UT Arlington	11/18/09	*	46	9-14	.643	2-4	.500	15-18	.833	2	5	7	5.5	1	4	7	0	0	35	27.0	
at Oklahoma State	11/21/09	*	35	1-6	.167	0-3	.000	2-2	1.000	0	1	1	4.0	1	5	4	0	0	4	19.3	
JACKSON STATE	11/24/09	*	32	0-5	.000	0-2	.000	4-4	1.000	1	3	4	4.0	0	4	4	0	1	4	15.5	
at Boise State	11/28/09	*	34	9-16	.563	3-7	.429	2-2	1.000	0	3	3	3.8	2	6	3	0	0	23	17.0	
UNIVERSITY OF THE SO	12/02/09	*	32	9-11	.818	2-4	.500	1-1	1.000	0	2	2	3.5	2	5	1	0	1	21	17.7	
Totals			6	209	34-61	.557	12-26	.462	26-30	.867	4	17	21	3.5	8	28	21	0	2	106	17.7

Games played: 6  
 Minutes/game: 34.8  
 Points/game: 17.7  
 FG Pct: 55.7  
 3FG Pct: 46.2  
 FT Pct: 86.7

Rebounds/game: 3.5  
 Assists/game: 4.7  
 Turnovers/game: 3.5  
 Assist/turnover ratio: 1.3  
 Steals/game: 0.3


**11 ANTWONE MATLOCK**

6-1 • 177 • Sr. • G • 1L • Dallas, Texas (Trinidad State)

Has seen time against Cameron and the University of the Southwest ... 2008-09: Saw first action in a Mean Green uniform versus Cameron, landing a layup on 1-of-2 shooting ... Grabbed season-high seven minutes vs. Louisiana-Lafayette, pulling down 2 rebounds ... Also saw time against Sun Belt foes Florida Atlantic, ULM, Denver, and Western Kentucky (Sun Belt Tournament semifinal).

**CAREER HIGHS**

Points: 2 vs. Cameron (11/14/08)  
 FG Made: 1 vs. Cameron (11/14/08)  
 3-FG Made: -  
 FT Made: -  
 Assists: -  
 Rebounds: 2 vs. ULL (2/7/09)  
 Steals: -  
 Blocks: -  
 Minutes: 7 vs. ULL (2/7/09)



Opponent	Date	gs	min	Total		3-Pointers		Free throws		Rebounds				pf	a	t/o	blk	stl	pts	avg
				fg-fga	pct	3fg-fga	pct	ft-fta	pct	off	def	tot	avg							
CAMERON	11/13/09		1	0-1	.000	0-1	.000	0-0	.000	0	0	0	0.0	1	0	0	0	0	0	0.0
UNIVERSITY OF THE SO	12/02/09		4	0-2	.000	0-2	.000	0-0	.000	0	1	1	0.5	0	0	0	0	0	0	0.0
Totals		0	5	0-3	.000	0-3	.000	0-0	.000	0	1	1	0.5	1	0	0	0	0	0	0.0

Games played: 2  
 Minutes/game: 2.5  
 FG Pct: 0.0  
 3FG Pct: 0.0

Rebounds/game: 0.5

**12 NICK GOFF**

6-4 • 180 • Fr. • G • HS • Columbus, Ohio (St. Francis DeSales)

Saw 3 minutes vs. USW and hit a layup ... Hit a pair of free throws in his first action at NT vs Cameron ... 2008-09: Was a standout at St. Francis DeSales in Columbus, Ohio, earning All-Central District Division II Third-Team honors ... Scored 13.7 ppg in leading St. Francis to the state semifinal game, where they fell to national powerhouse St. Vincent-St. Mary ... Had the Stallions ranked No. 8 in the state of Ohio heading into the state tournament ... As a junior, Goff was an honorable mention honoree to the All-Central District Division II.

**CAREER HIGHS**

Points: 2, last vs. USW (12/2/09)  
 FG Made: 1 vs. USW (12/2/09)  
 3-FG Made: -  
 FT Made: 2 vs. Cameron (11/13/09)  
 Assists: 1 vs. USW (12/2/09)  
 Rebounds: 2 vs. USW (12/2/09)  
 Steals: -  
 Blocks: -  
 Minutes: 3 vs. USW (12/2/09)



Opponent	Date	gs		Total		3-Pointers		Free throws		Rebounds				pf	a	t/o	blk	stl	pts	avg	
			min	fg-fga	pct	3fg-fga	pct	ft-fta	pct	off	def	tot	avg								
CAMERON	11/13/09		1	0-0	.000	0-0	.000	2-2	1.000	0	0	0	0.0	0	0	1	0	0	2	2.0	
UNIVERSITY OF THE SO	12/02/09		3	1-2	.500	0-0	.000	0-0	.000	1	1	2	1.0	0	1	0	0	0	2	2.0	
Totals			0	4	1-2	.500	0-0	.000	2-2	1.000	1	1	2	1.0	0	1	1	0	0	4	2.0

Games played: 2  
 Minutes/game: 2.0  
 Points/game: 2.0  
 FG Pct: 50.0  
 FT Pct: 100.0

Rebounds/game: 1.0  
 Assists/game: 0.5  
 Turnovers/game: 0.5  
 Assist/turnover ratio: 1.0


**14 TRISTAN THOMPSON**

6-5 • 190 • Jr. • G • 2L • Angleton, Texas (Brewster Academy)

Reached double figures for first time in '09-10 against USW with 11 points ... 2008-09: NT's 2nd highest scoring threat with 11.4 ppg ... Had five 20-point games in 08-09, including career scoring efforts in three of four games in December, culminating in a 27 point outing at ULL ... Was named the Sun Belt Player of the Week on Dec. 10 ... Shot 45.1 percent from deep in SBC play, which ranked fourth in the league ... Recorded first perfect night in NT history versus Sam Houston - 6-6 FG, 2-2 3-point, 6-6 FT ... 79.1 FT% ranked 4th on the squad and 9th in the Sun Belt.

**CAREER HIGHS**

Points: 27 vs. UL (12/18/08)  
 FG Made: 11 vs. UL (12/18/08)  
 3-FG Made: 5 vs. UL (12/18/08)  
 FT Made: 13 vs. UL (2/7/09)  
 Assists: 4 vs Troy (1/3/08)  
 Rebounds: 8, last vs NMSU (12/1/07)  
 Steals: 3 vs Centenary (12/20/07)  
 Blocks: 1, last vs. Houston (11/29/08)  
 Minutes: 41 vs. Arkansas St. (1/10/09)



Opponent	Date	gs	min	Total		3-Pointers		Free throws		Rebounds				pf	a	t/o	blk	stl	pts	avg
				fg-fga	pct	3fg-fga	pct	ft-fta	pct	off	def	tot	avg							
CAMERON	11/13/09	*	16	1-3	.333	0-2	.000	3-4	.750	1	2	3	3.0	1	0	1	0	0	5	5.0
at UT Arlington	11/18/09	*	25	1-5	.200	0-0	.000	7-9	.778	1	3	4	3.5	4	3	3	0	0	9	7.0
at Oklahoma State	11/21/09		15	2-6	.333	1-2	.500	0-0	.000	3	2	5	4.0	2	1	2	0	0	5	6.3
JACKSON STATE	11/24/09	*	21	1-7	.143	0-1	.000	3-4	.750	0	2	2	3.5	1	3	2	0	0	5	6.0
at Boise State	11/28/09	*	24	2-7	.286	2-4	.500	1-2	.500	0	4	4	3.6	1	1	1	0	0	7	6.2
UNIVERSITY OF THE SO	12/02/09	*	23	4-8	.500	3-5	.600	0-1	.000	0	4	4	3.7	0	1	0	0	2	11	7.0
Totals			5	11-36	.306	6-14	.429	14-20	.700	5	17	22	3.7	9	9	9	0	2	42	7.0

Games played: 6  
 Minutes/game: 20.7  
 Points/game: 7.0  
 FG Pct: 30.6  
 3FG Pct: 42.9  
 FT Pct: 70.0

Rebounds/game: 3.7  
 Assists/game: 1.5  
 Turnovers/game: 1.5  
 Assist/turnover ratio: 1.0  
 Steals/game: 0.3

**15 BEN KNOX**

6-10 • 221 • Fr. • C • RS • Arlington, Texas (Grace Prep Academy)

Posted 4 points on 2-2 shooting at Boise State ... Saw first action at NT and grabbed 1 rebound vs Cameron ... 2008-09: Took a redshirt ... Was a TAPPS Second-Team All-State selection as a senior ... Guided Grace Prep to the TAPPS state title game in each of the last two seasons ... Ranked as the No. 62 recruit in the state by TexasHoops.com ... Listed as No. 354 among the top 1,000 players in the country by HoopScoopOnline.com ... Averaged 10 points, nine rebounds and three blocks per game in 2007-08 ... Had the Lions ranked 5th in state after shooting 60% from the floor and averaging 7.0 rpg.

**CAREER HIGHS**

Points: 4 vs. Boise St. (11/28/09)  
 FG Made: 2 vs. Boise St. (11/28/09)  
 3-FG Made: -  
 FT Made: -  
 Assists: 1 vs. Boise St. (11/28/09)  
 Rebounds: 1, last vs. USW (12/2/09)  
 Steals: -  
 Blocks: -  
 Minutes: 10 vs. USW (12/2/09)



Opponent	Date	gs	min	Total		3-Pointers		Free throws		Rebounds				pf	a	t/o	blk	stl	pts	avg	
				fg-fga	pct	3fg-fga	pct	ft-fta	pct	off	def	tot	avg								
CAMERON	11/13/09		1	0-0	.000	0-0	.000	0-0	.000	1	0	1	1.0	0	0	0	0	0	0	0.0	
at Boise State	11/28/09		4	2-2	1.000	0-0	.000	0-0	.000	1	0	1	1.0	0	1	1	0	0	4	2.0	
UNIVERSITY OF THE SO	12/02/09		10	0-0	.000	0-0	.000	0-0	.000	1	0	1	1.0	1	0	1	0	0	0	1.3	
<b>Totals</b>			0	15	2-2	1.000	0-0	.000	0-0	.000	3	0	3	1.0	1	1	2	0	0	4	1.3

Games played: 3  
 Minutes/game: 5.0  
 Points/game: 1.3  
 FG Pct: 100.0

Rebounds/game: 1.0  
 Assists/game: 0.3  
 Turnovers/game: 0.7  
 Assist/turnover ratio: 0.5

**20 COLLIN MANGRUM**

6-4 • 190 • Jr. • G • 2L • Howe, Texas (Howe HS)

Shooting team-best 12-21 (.571) from the floor after entering '09-10 with .288 career shooting percentage (19-66) ... Has at least 4 points in every appearance in '09-10 ... Went 2-2 for 5 points at Oklahoma State ... Saw first action in a season opener since 2006-07 and had 9 points vs Cameron ... 2008-09: Exploded for career highs in points (19), field goals (7) and 3-pointers (5) in breakout game vs Middle Tennessee ... Missed all of 2007-08 and the final nine games of the 08-09 season after exacerbating chronic injuries that required multiple surgeries following the 2006-07 season.

**CAREER HIGHS**

Points: 19 vs. MTSU (12/31/08)  
 FG Made: 7 vs. MTSU (12/31/08)  
 3-FG Made: 5 vs. MTSU (12/31/08)  
 FT Made: 4, last vs Jarvis (12/22/06)  
 Assists: 1, last vs. USW (12/2/09)  
 Rebounds: 4, last vs. ULL (2/7/09)  
 Steals: 2, last vs. JSU (11/24/09)  
 Blocks: 1, last vs. USW (12/2/09)  
 Minutes: 23 vs Jarvis Christian (12/22/06)



Opponent	Date	gs	min	Total		3-Pointers		Free throws		Rebounds				pf	a	t/o	blk	stl	pts	avg
				fg-fga	pct	3fg-fga	pct	ft-fta	pct	off	def	tot	avg							
CAMERON	11/13/09		12	3-7	.429	1-3	.333	2-2	1.000	0	0	0	0.0	2	0	0	0	0	9	9.0
at Oklahoma State	11/21/09		10	2-2	1.000	1-1	1.000	0-0	.000	0	1	1	0.5	1	0	1	0	0	5	7.0
JACKSON STATE	11/24/09		15	3-6	.500	1-4	.250	0-0	.000	0	0	0	0.3	4	0	1	1	2	7	7.0
at Boise State	11/28/09		16	2-3	.667	0-0	.000	0-1	.000	0	0	0	0.3	2	0	0	0	0	4	6.3
UNIVERSITY OF THE SO	12/02/09		15	2-3	.667	1-2	.500	2-2	1.000	0	1	1	0.4	4	1	0	1	1	7	6.4
<b>Totals</b>		<b>0</b>	<b>68</b>	<b>12-21</b>	<b>.571</b>	<b>4-10</b>	<b>.400</b>	<b>4-5</b>	<b>.800</b>	<b>0</b>	<b>2</b>	<b>2</b>	<b>0.4</b>	<b>13</b>	<b>1</b>	<b>2</b>	<b>2</b>	<b>3</b>	<b>32</b>	<b>6.4</b>

Games played: 5  
 Minutes/game: 13.6  
 Points/game: 6.4  
 FG Pct: 57.1  
 3FG Pct: 40.0  
 FT Pct: 80.0

Rebounds/game: 0.4  
 Assists/game: 0.2  
 Turnovers/game: 0.4  
 Assist/turnover ratio: 0.5  
 Steals/game: 0.6  
 Blocks/game: 0.4



**21 SHANNON SHORTER**

6-4 • 200 • Jr. • G • TR • Houston (Paris JC)

Snagged first career double-double vs. USW ... Started season opener vs Cameron, and racked up 11 points in the 2OT win over UTA ... 2008-09 Paris: Poured in 15.7 points per game and 9.0 rebounds per game in the Region XIV Tourney, earning an All-Tournament Team selection to go with his All-Conference bid ... Shorter led the Dragons to a 25-6 record and a national top 10 ranking for a third straight season ... A strong defensive presence, Shorter and Paris finished sixth nationally in defensive points allowed ... Averaged 9.9 points on 52.0 percent shooting and 5.1 rpg as a sophomore.

**CAREER HIGHS**

Points: 11 vs. USW (12/2/09)  
 FG Made: 4 vs. USW (12/2/09)  
 3-FG Made: 1 vs. OSU (11/21/09)  
 FT Made: 5 vs. UTA (11/18/09)  
 Assists: 2, last vs. USW (12/2/09)  
 Rebounds: 10 vs. USW (12/2/09)  
 Steals: 1, last vs. OSU (11/21/09)  
 Blocks: -  
 Minutes: 28 vs. UTA (11/18/09)



Opponent	Date	gs	min	Total		3-Pointers		Free throws		Rebounds				pf	a	t/o	blk	stl	pts	avg
				fg-fga	pct	3fg-fga	pct	ft-fga	pct	off	def	tot	avg							
CAMERON	11/13/09	*	21	0-3	.000	0-2	.000	2-2	1.000	0	2	2	2.0	0	2	2	0	0	2	2.0
at UT Arlington	11/18/09	*	28	3-8	.375	0-2	.000	5-7	.714	2	2	4	3.0	3	2	1	0	1	11	6.5
at Oklahoma State	11/21/09	*	17	2-5	.400	1-1	1.000	2-2	1.000	2	2	4	3.3	3	1	2	0	1	7	6.7
JACKSON STATE	11/24/09		7	1-2	.500	0-0	.000	0-0	.000	0	1	1	2.8	0	0	1	0	0	2	5.5
at Boise State	11/28/09		8	0-2	.000	0-0	.000	0-0	.000	0	2	2	2.6	0	0	1	0	0	0	4.4
UNIVERSITY OF THE SO	12/02/09		21	4-5	.800	0-0	.000	3-7	.429	4	6	10	3.8	1	2	0	0	0	11	5.5
Totals			3	10-25	.400	1-5	.200	12-18	.667	8	15	23	3.8	7	7	7	0	2	33	5.5

Games played: 6  
 Minutes/game: 17.0  
 Points/game: 5.5  
 FG Pct: 40.0  
 3FG Pct: 20.0  
 FT Pct: 66.7

Rebounds/game: 3.8  
 Assists/game: 1.2  
 Turnovers/game: 1.2  
 Assist/turnover ratio: 1.0  
 Steals/game: 0.3


**23 RICHARD THOMAS**

6-5 • 190 • Jr. • G • TR • Rosedale, N.Y. (Garden City CC)

Has at least 3 points & a 3-pointer in every game ... Filled up the stat sheet at Boise State with 7 pts, 2 asst, 2 steals and 1 block ... Earned starting nod at OSU and had 5 points and 2 blocks ... Reached double-figures (12 pts) in first NT appearance in season opener ... 2008-09 Garden City: Named to the 2009 Region VI All-Tournament team at Garden City CC (Kan.) ... Represented the Broncbusters at the NJCAA All-Star Game, suiting up with his future Mean Green teammate Shannon Shorter (Paris JC) while scoring 10 points.

**CAREER HIGHS**

Points: 12 vs. Cameron (11/13/09)  
 FG Made: 3, last vs. USW (12/2/09)  
 3-FG Made: 2, last vs. USW (12/2/09)  
 FT Made: 4 vs. Cameron (11/13/09)  
 Assists: 2 vs. Boise St. (11/28/09)  
 Rebounds: 3 vs. JSU (11/24/09)  
 Steals: 2 vs. Boise St. (11/28/09)  
 Blocks: 2 vs. OSU (11/21/09)  
 Minutes: 31 vs. Boise St. (11/28/09)



Opponent	Date	gs	min	Total		3-Pointers		Free throws		Rebounds				pf	a	t/o	blk	stl	pts	avg
				fg-fga	pct	3fg-fga	pct	ft-fta	pct	off	def	tot	avg							
CAMERON	11/13/09		24	3-7	.429	2-5	.400	4-5	.800	0	1	1	1.0	3	1	3	0	0	12	12.0
at UT Arlington	11/18/09		14	1-4	.250	1-3	.333	0-0	.000	0	2	2	1.5	1	0	1	1	0	3	7.5
at Oklahoma State	11/21/09	*	21	1-3	.333	1-3	.333	2-2	1.000	1	1	2	1.7	1	1	1	2	0	5	6.7
JACKSON STATE	11/24/09	*	26	3-5	.600	2-3	.667	3-4	.750	0	3	3	2.0	4	1	0	0	0	11	7.8
at Boise State	11/28/09	*	31	3-11	.273	1-6	.167	0-0	.000	1	1	2	2.0	2	2	6	1	2	7	7.6
UNIVERSITY OF THE SO	12/02/09	*	19	3-5	.600	2-3	.667	0-0	.000	0	2	2	2.0	2	1	3	0	0	8	7.7
Totals			4	14-35	.400	9-23	.391	9-11	.818	2	10	12	2.0	13	6	14	4	2	46	7.7

Games played: 6  
 Minutes/game: 22.5  
 Points/game: 7.7  
 FG Pct: 40.0  
 3FG Pct: 39.1  
 FT Pct: 81.8

Rebounds/game: 2.0  
 Assists/game: 1.0  
 Turnovers/game: 2.3  
 Assist/turnover ratio: 0.4  
 Steals/game: 0.3  
 Blocks/game: 0.7


**25 ERIC TRAMIEL**

6-7 • 230 • Sr. • F • 1L • Shreveport, La. (Paris JC)

Held out of USW game with minor ankle injury ... Ranks 3rd in school history with 57.2 career FG% ... Bullied OSU for 16 points on 7-of-14 shooting ... 20th career double-digit scoring performance in season opener ... Preseason First Team All-Sun Belt ... 2008-09: Earned Third Team All-Sun Belt honors ... Was one of just 2 players in the SBC to average over 12.0 ppg and have at least 20 assists (26) and 20 blocks (21) ... Shot 57.9% in 08-09, which leads all SBC newcomers and ranked 3rd in the league ... Averaged 14.3 points and 7.6 rebounds on 58.8 percent shooting between New Years and the SBC Tourney.

**CAREER HIGHS**

Points: 22 vs. FIU (1/22/09)  
 FG Made: 9 vs. UALR (1/08/09)  
 3-FG Made: 2 vs. Boise St. (11/28/09)  
 FT Made: 13 vs. FAU (3/4/09)  
 Assists: 3, last vs. ASU (2/26/09)  
 Rebounds: 15 vs. FIU (1/22/09)  
 Steals: 2 vs. FAU (3/4/09)  
 Blocks: 4 vs. SHSU (11/20/08)  
 Minutes: 36, last vs. USA (2/05/09)



Opponent	Date	gs	min	Total		3-Pointers		Free throws		Rebounds				pf	a	l/o	blk	stl	pts	avg
				fg-fga	pct	3fg-fga	pct	ft-fga	pct	off	def	tot	avg							
CAMERON	11/13/09	*	29	3-7	.429	0-1	.000	5-8	.625	4	3	7	7.0	3	2	3	0	0	11	11.0
at UT Arlington	11/18/09	*	20	1-3	.333	0-1	.000	3-3	1.000	0	3	3	5.0	5	0	0	0	1	5	8.0
at Oklahoma State	11/21/09	*	32	7-14	.500	1-3	.333	1-1	1.000	0	3	3	4.3	5	0	0	1	0	16	10.7
JACKSON STATE	11/24/09	*	29	6-9	.667	0-1	.000	3-5	.600	1	4	5	4.5	5	0	3	2	1	15	11.8
at Boise State	11/28/09	*	33	5-8	.625	2-3	.667	2-5	.400	0	4	4	4.4	3	1	2	1	1	14	12.2
Totals			5	22-41	.537	3-9	.333	14-22	.636	5	17	22	4.4	21	3	8	4	3	61	12.2

Games played: 5  
 Minutes/game: 28.6  
 Points/game: 12.2  
 FG Pct: 53.7  
 3FG Pct: 33.3  
 FT Pct: 63.6

Rebounds/game: 4.4  
 Assists/game: 0.6  
 Turnovers/game: 1.6  
 Assist/turnover ratio: 0.4  
 Steals/game: 0.6  
 Blocks/game: 0.8

**30 JACOB HOLMEN**

6-8 • 220 • Fr. • F • HS • Whitehouse, Texas (Whitehouse HS)

Only Josh White has topped Holmen's 17 pts vs USW ... Hit first career 3-pointer at Boise State ... Team's leading rebounder at OSU with 8 boards ... Breakout game vs. UTA with 14 pts in 29 minutes ... Scored 4 points in first collegiate action in season opener ... High School: Was the District 11-4A Defensive POY and a First-Team All-East Texas selection by the Tyler Morning Telegraph following his junior season, and upped that to All-East Texas MVP in 2009 ... He adorned the cover of Texas Preps Basketball under the headline "The Magnificent 7".

**CAREER HIGHS**

Points: 17 vs. USW (12/2/09)  
 FG Made: 6, last vs. USW (12/2/09)  
 3-FG Made: 1 vs. Boise St. (11/28/09)  
 FT Made: 5 vs. USW (12/2/09)  
 Assists: 2 vs. Cameron (11/13/09)  
 Rebounds: 8 vs. OSU (11/21/09)  
 Steals: 1, last vs. USW (12/2/09)  
 Blocks: 1 vs. UTA (11/18/09)  
 Minutes: 29 vs. UTA (11/18/09)



Opponent	Date	qs	min	Total		3-Pointers		Free throws		Rebounds				pf	a	t/o	blk	stl	pts	avg
				fg-fga	pct	3fg-fga	pct	ft-fga	pct	off	def	tot	avg							
CAMERON	11/13/09		16	2-5	.400	0-1	.000	0-0	.000	1	1	2	2.0	1	2	0	0	0	4	4.0
at UT Arlington	11/18/09		29	6-12	.500	0-2	.000	2-4	.500	1	3	4	3.0	4	0	0	1	0	14	9.0
at Oklahoma State	11/21/09		13	3-8	.375	0-2	.000	0-1	.000	3	5	8	4.7	2	1	0	0	1	6	8.0
JACKSON STATE	11/24/09		11	1-1	1.000	0-0	.000	4-4	1.000	0	1	1	3.8	0	0	0	0	0	6	7.5
at Boise State	11/28/09		7	3-5	.600	1-1	1.000	0-0	.000	0	1	1	3.2	1	0	0	0	0	7	7.4
UNIVERSITY OF THE SO	12/02/09	*	22	6-10	.600	0-1	.000	5-5	1.000	1	1	2	3.0	2	1	1	0	1	17	9.0
Totals			98	21-41	.512	1-7	.143	11-14	.786	6	12	18	3.0	10	4	1	1	2	54	9.0

Games played: 6  
 Minutes/game: 16.3  
 Points/game: 9.0  
 FG Pct: 51.2  
 3FG Pct: 14.3  
 FT Pct: 78.6

Rebounds/game: 3.0  
 Assists/game: 0.7  
 Turnovers/game: 0.2  
 Assist/turnover ratio: 4.0  
 Steals/game: 0.3  
 Blocks/game: 0.2

**32 JAMIE EGENTI**

6-8 • 265 • Jr. • F • TR • Watauga, Texas (North Lakes College)

Averaged 7.8 points, 5.4 rebounds and 1.3 blocks per game for North Lakes College, helping them claim their NJCAA Div. III National Championship ... Was a two-sport star at Haltom High School, winning the District 5-5A MVP award in 2005-06 ... Averaged 14.1 points, 10.1 rebounds and 1.2 blocks per game for the Buffalos ... Also lettered in football ... Is the oldest of seven children born to Henrietta and Emmanuel Egenti ... Born on Oct. 12, 1987.

**CAREER HIGHS**

Points: -  
FG Made: -  
3-FG Made: -  
FT Made: -  
Assists: -  
Rebounds: -  
Steals: -  
Blocks: -  
Minutes: -



**33 TYLER HALL**

6-2 • 175 • So. • G • HS • Pampa, Texas (Pampa HS)

4 pts in 3 minutes vs. USW ... Recorded a steal in 1 minute of play vs Cameron ... High School: A multi-sport standout at Pampa High School, Hall averaged 22 points, 6 rebounds and 5 assists per game as a senior ... Was named an all-district performer in each of his last two seasons, and was once named to the all-region team ... Scored a career-high double-double with 42 points and 11 rebounds in a single game ... Also lettered in track, where he qualified for regionals in the long jump ... Participated in the Faith 7 Texas vs. Oklahoma All-Star game ... Has two brothers, Brodie and Clayton ... Born on August 29, 1988 to Kitty and Terry Hall.

**CAREER HIGHS**

Points: 4 vs. USW (12/2/09)  
 FG Made: 1 vs. USW (12/2/09)  
 3-FG Made: -  
 FT Made: 2 vs. USW (12/2/09)  
 Assists: 1 vs. USW (12/2/09)  
 Rebounds: -  
 Steals: 1 vs. Cameron (11/13/09)  
 Blocks: -  
 Minutes: 3 vs. USW (12/2/09)



Opponent	Date	gs	min	Total		3-Pointers		Free throws		Rebounds				pf	a	t/o	blk	stl	pts	avg
				fg-fga	pct	3fg-fga	pct	ft-fta	pct	off	def	tot	avg							
CAMERON	11/13/09		1	0-1	.000	0-0	.000	0-0	.000	0	0	0	0.0	0	0	0	0	1	0	0.0
UNIVERSITY OF THE SO	12/02/09		3	1-1	1.000	0-0	.000	2-2	1.000	0	0	0	0.0	0	1	0	0	0	4	2.0
Totals			4	1-2	.500	0-0	.000	2-2	1.000	0	0	0	0.0	0	1	0	0	1	4	2.0

Games played: 2  
 Minutes/game: 2.0  
 Points/game: 2.0  
 FG Pct: 50.0  
 FT Pct: 100.0

Assists/game: 0.5  
 Assist/turnover ratio: 99.9  
 Steals/game: 0.5

**42 CAMERON SPENCER**

6-7 • 264 • Jr. • F • SQ • Orange, Texas (Southern Methodist)

Solid 5 pts on 2-3 shooting vs. USW ... Game and career-high 8 rebounds at Boise State ... Tallied a jumper and a block vs. Jackson State ... Scored a bucket vs Cameron in his first action at NT ... Sat out the 2008-09 season due to NCAA transfer rules ... At SMU he played in 41 games over two years, hitting 53.6 percent from the floor ... Was the first signee for SMU head coach Matt Doherty ... As a sophomore at SMU, Spencer piled up 43 rebounds, including 19 on the offensive glass ... He also tallied 6 blocks and 6 steals to go with 5 assists and 9-of-17 (52.9 percent) shooting on the year.

**CAREER HIGHS**

Points: 5 vs. USW (12/2/09)  
 FG Made: 2 vs. USW (12/2/09)  
 3-FG Made: -  
 FT Made: 1 vs. USW (12/2/09)  
 Assists: 1, last vs. Boise St. (11/28/09)  
 Rebounds: 8 vs. Boise St. (11/28/09)  
 Steals: 1 vs. USW (12/2/09)  
 Blocks: 1, last vs. Boise St. (11/28/09)  
 Minutes: 19 vs. Boise St. (11/28/09)



Opponent	Date	gs	min	Total		3-Pointers		Free throws		Rebounds				pf	a	t/o	blk	stl	pts	avg
				fg-fga	pct	3fg-fga	pct	ft-fta	pct	off	def	tot	avg							
CAMERON	11/13/09		5	1-2	.500	0-0	.000	0-0	.000	1	0	1	1.0	0	1	0	0	0	2	2.0
at UT Arlington	11/18/09		6	0-0	.000	0-0	.000	0-0	.000	0	1	1	1.0	0	0	2	0	0	0	1.0
at Oklahoma State	11/21/09		1	0-1	.000	0-0	.000	0-0	.000	0	0	0	0.7	1	0	0	0	0	0	0.7
JACKSON STATE	11/24/09		3	1-2	.500	0-0	.000	0-0	.000	0	1	1	0.8	0	0	0	1	0	2	1.0
at Boise State	11/28/09		19	1-2	.500	0-0	.000	0-0	.000	3	5	8	2.2	0	1	1	1	0	2	1.2
UNIVERSITY OF THE SO	12/02/09		14	2-3	.667	0-0	.000	1-2	.500	1	3	4	2.5	0	0	0	0	1	5	1.8
Totals		0	48	5-10	.500	0-0	.000	1-2	.500	5	10	15	2.5	1	2	3	2	1	11	1.8

Games played: 6  
 Minutes/game: 8.0  
 Points/game: 1.8  
 FG Pct: 50.0  
 FT Pct: 50.0

Rebounds/game: 2.5  
 Assists/game: 0.3  
 Turnovers/game: 0.5  
 Assist/turnover ratio: 0.7  
 Steals/game: 0.2  
 Blocks/game: 0.3

**LAST TIME vs RICE**

**North Texas vs Rice**  
**11/18/06 7:05 pm at Houston, Texas - Autry Court**

**North Texas 71 • 3-1**

##	Player	f	Total			3-Ptr			Rebounds			PF	TP	A	TO	Blk	Stl	Min
			FG-FGA	FG-FGA	FT-FTA	FG-FGA	FG-FGA	FT-FTA	Off	Def	Tot							
02	Wooden, Keith	f	1-7	0-0	0-0	1	4	5	2	2	2	2	2	3	0	29		
21	Stewart, Harold	f	0-1	0-0	0-3	1	1	2	2	0	1	2	0	1	22			
01	Bell, Ben	g	1-5	1-3	0-0	2	3	5	3	3	4	1	0	2	31			
13	Young, Rich	g	3-7	0-1	0-0	2	5	7	4	6	1	6	1	5	30			
33	Watson, Calvin	g	10-19	3-7	3-5	0	4	4	4	26	0	0	1	1	29			
11	Sturns, Michael		8-10	3-4	2-4	2	1	3	0	21	2	5	0	1	22			
20	Mangrum, Collin		0-1	0-0	0-0	0	0	0	0	0	0	0	0	0	8			
32	Williams, Quincy		4-5	0-0	3-7	4	1	5	2	11	1	2	0	1	25			
34	Howerton, Justin		0-0	0-0	2-2	0	0	0	0	2	0	1	1	0	4			
Team						0	3	3										
Totals			27-55	7-15	10-21	12	22	34	17	71	11	19	6	11	200			

FG % 1st Half: 14-31 45.2% 2nd half: 13-24 54.2% Game: 27-55 49.1% Deadball  
 3FG % 1st Half: 3-7 42.9% 2nd half: 4-8 50.0% Game: 7-15 46.7% Rebounds  
 FT % 1st Half: 2-7 28.6% 2nd half: 8-14 57.1% Game: 10-21 47.6% 3

**Rice 69 • 2-2**

##	Player	f	Total			3-Ptr			Rebounds			PF	TP	A	TO	Blk	Stl	Min
			FG-FGA	FG-FGA	FT-FTA	FG-FGA	FG-FGA	FT-FTA	Off	Def	Tot							
22	ALMOND, Morris	f	15-29	4-9	4-7	5	7	12	0	38	2	6	0	2	37			
41	BRITTON, Patrick	f	1-4	0-0	0-1	1	3	4	5	2	1	0	1	2	20			
31	KILLINGS, Greg	c	3-5	0-0	0-0	2	1	3	2	6	0	1	0	0	15			
05	WILLIAMS, Lorenzo	g	1-3	0-2	1-2	0	1	1	1	3	4	3	0	0	25			
32	PFLIEGER, Cory	g	1-6	0-3	0-0	3	1	4	1	2	3	0	0	0	24			
01	HAGAN, Chris		1-6	0-2	2-2	0	0	0	1	4	0	2	0	1	16			
04	HAGEN, Matt		1-2	0-0	0-1	1	3	4	3	2	1	3	0	0	12			
12	CRACIUN, Marius		0-0	0-0	0-0	0	2	2	0	0	0	0	0	0	5			
13	PACKEVICIUS, Paulius		2-3	0-0	2-2	2	4	6	4	6	0	2	1	1	26			
21	FOSTER, Rodney		0-3	0-0	0-0	0	0	0	1	0	1	1	0	1	8			
30	BELTON, Charles		3-3	0-0	0-0	1	0	1	0	6	1	1	1	0	11			
33	GHORAM, Lawrence		0-0	0-0	0-0	0	0	0	0	0	0	0	0	0	1			
Team						2	2	4										
Totals			28-64	4-16	9-15	17	24	41	18	69	13	19	3	7	200			

FG % 1st Half: 14-29 48.3% 2nd half: 14-35 40.0% Game: 28-64 43.8% Deadball  
 3FG % 1st Half: 3-6 50.0% 2nd half: 1-10 10.0% Game: 4-16 25.0% Rebounds  
 FT % 1st Half: 2-6 33.3% 2nd half: 7-9 77.8% Game: 9-15 60.0% 3

Officials: Ted Hillary, Steve Welmer, Warren Evans  
 Technical fouls: North Texas-None. Rice-None.  
 Attendance: 1496

Score by periods	1st	2nd	Total
North Texas	33	38	71
Rice	33	36	69

	In	Off	2nd	Fast	Bench
Points	Paint	T/O	Chance	Break	
NT	32	28	12	8	34
RICEOW	32	26	16	2	18

Last FG - NT 2nd-00:32, RICEOWLS 2nd-00:02.  
 Largest lead - NT by 13 2nd-06:02, RICEOWLS by 14 1st-05:52.

Score tied - 2 times.  
 Lead changed - 2 times.



# NORTH TEXAS vs. RICE

# 4-2 OVERALL, 0-0 SUN BELT WEST

## 2009-10 SEASON STATS TEAM/INDIVIDUAL

RECORD:	OVERALL	HOME	AWAY	NEUTRAL
ALL GAMES	4-2	3-0	1-2	0-0
CONFERENCE	0-0	0-0	0-0	0-0
NON-CONFERENCE	4-2	3-0	1-2	0-0

Pl a er	gp-gs	min	avg	Total			3-Point		F-Throw		Rebounds			pf	d	a	to	blk	stl	pts	avg
				fg-fga	fg	3fg-fga	3fg	ft-fa	ft	off	def	tot	avg								
10 White, Josh	6-6	209	34.8	34-61	.557	12-26	.462	26-30	.867	4	17	21	3.5	8	0	28	21	0	2	106	17.7
25 Tramiel, Eric	5-5	143	28.6	22-41	.537	3-9	.333	14-22	.636	5	17	22	4.4	21	3	3	8	4	3	61	12.2
04 Odufuwa, George	6-6	178	29.7	19-38	.500	0-0	.000	21-32	.656	17	49	66	11.0	12	0	6	17	8	6	59	9.8
30 Holmen, Jacob	6-1	98	16.3	21-41	.512	1-7	.143	11-14	.786	6	12	18	3.0	10	0	4	1	1	2	54	9.0
23 Thomas, Richard	6-4	135	22.5	14-35	.400	9-23	.391	9-11	.818	2	10	12	2.0	13	0	6	14	4	2	46	7.7
14 Thompson, Tristan	6-5	124	20.7	11-36	.306	6-14	.429	14-20	.700	5	17	22	3.7	9	0	9	9	0	2	42	7.0
20 Mangrum, Collin	5-0	68	13.6	12-21	.571	4-10	.400	4-5	.800	0	2	2	0.4	13	0	1	2	2	3	32	6.4
21 Shorter, Shannon	6-3	102	17.0	10-25	.400	1-5	.200	12-18	.667	8	15	23	3.8	7	0	7	7	0	2	33	5.5
01 Johnson, Dominique	3-0	44	14.7	3-13	.231	0-4	.000	6-8	.750	0	6	6	2.0	5	0	6	3	1	1	12	4.0
03 Williams, Alzee	6-0	73	12.2	4-13	.308	1-7	.143	4-6	.667	1	6	7	1.2	9	0	1	3	1	2	13	2.2
12 Goff, Nick	2-0	4	2.0	1-2	.500	0-0	.000	2-2	1.000	1	1	2	1.0	0	0	1	1	0	0	4	2.0
33 Hall, Tyler	2-0	4	2.0	1-2	.500	0-0	.000	2-2	1.000	0	0	0	0.0	0	0	1	0	0	1	4	2.0
42 Spencer, Cameron	6-0	48	8.0	5-10	.500	0-0	.000	1-2	.500	5	10	15	2.5	1	0	2	3	2	1	11	1.8
15 Knox, Ben	3-0	15	5.0	2-2	1.000	0-0	.000	0-0	.000	3	0	3	1.0	1	0	1	2	0	0	4	1.3
11 Matlock, Antwone	2-0	5	2.5	0-3	.000	0-3	.000	0-0	.000	0	1	1	0.5	1	0	0	0	0	0	0	0.0
Team										11	13	24				2					
Total.....	6	1250		159-343	.464	37-108	.343	126-172	.733	68	176	244	40.7	110	3	76	93	23	27	481	80.2
Opponents.....	6	1251		161-382	.421	37-110	.336	83-121	.686	63	140	203	33.8	132	-	73	81	30	42	442	73.7

T	T	T	T	T	OPP	Date	Opponent	core	tt	
SCORING				481	442	11/13/09	CAMERON	W	80-62	1524
Points per game				80.2	73.7	11/18/09	at UT Arlington	wo2	101-99	1404
Scoring margin				+6.5	-	11/21/09	at Oklahoma State	L	68-82	10888
FIELD GOALS-ATT				159-343	161-382	11/24/09	JACKSON STATE	W	68-58	2164
Field goal pct				.464	.421	11/28/09	at Boise State	L	73-79	2650
3 POINT FG-ATT				37-108	37-110	12/02/09	UNIVERSITY OF THE SOUTHWEST	W	91-62	1677
3-point FG pct				.343	.336					
3-pt FG made per game				6.2	6.2					
FREE THROWS-ATT				126-172	83-121					
Free throw pct				.733	.686					
F-Throws made per game				21.0	13.8					
REBOUNDS				244	203					
Rebounds per game				40.7	33.8					
Rebounding margin				+6.8	-					
ASSISTS				76	73					
Assists per game				12.7	12.2					
TURNOVERS				93	81					
Turnovers per game				15.5	13.5					
Turnover margin				-2.0	-					
Assist/turnover ratio				0.8	0.9					
STEALS				27	42					
Steals per game				4.5	7.0					
BLOCKS				23	30					
Blocks per game				3.8	5.0					
ATTENDANCE				5365	14942					
Home games-Avg/Game				3-1788	3-4981					
Neutral site-Avg/Game				-	0-0					

\* - Conference game

core b	Periods	st	nd	OT	OT	Totals
North Texas		227	235	12	7	481
Opponents		206	219	12	5	442

**2009-10 SEASON STATS TEAM GAME-BY-GAME**

Opponent	Date	core		Total		3-Pointers		Free throws		Rebounds				pf	a	t/o	blk	stl	pts	avg
				fg-fga	pct	3fg-fga	pct	ft-fa	pct	off	def	tot	avg							
CAMERON	11/13/09	80-62	W	24-57	.421	8-22	.364	24-33	.727	17	33	50	50.0	14	13	15	2	2	80	80.0
at UT Arlington	11/18/09	101-99	Wot	27-57	.474	3-15	.200	44-57	.772	10	36	46	48.0	27	13	22	5	7	101	90.5
at Oklahoma State	11/21/09	68-82	L	24-58	.414	5-16	.313	15-18	.833	12	24	36	44.0	19	11	13	4	2	68	83.0
JACKSON STATE	11/24/09	68-58	W	22-50	.440	4-14	.286	20-28	.714	6	30	36	42.0	20	10	14	7	6	68	79.2
at Boise State	11/28/09	73-79	L	29-62	.468	9-22	.409	6-12	.500	11	24	35	40.6	14	15	18	3	3	73	78.0
UNIVERSITY OF THE SO	12/02/09	91-62	W	33-59	.559	8-19	.421	17-24	.708	12	29	41	40.7	16	14	11	2	7	91	80.2
North Texas		481		159-343	.464	37-108	.343	126-172	.733	68	176	244	40.7	110	76	93	23	27	481	80.2
Opponents		442		161-382	.421	37-110	.336	83-121	.686	63	140	203	33.8	132	73	81	30	42	442	73.7

Games played: 6  
 Points/game: 80.2  
 FG Pct: 46.4  
 3FG Pct: 34.3  
 FT Pct: 73.3

Rebounds/game: 40.7  
 Assists/game: 12.7  
 Turnovers/game: 15.5  
 Assist/turnover ratio: 0.8  
 Steals/game: 4.5  
 Blocks/game: 3.8

# NORTH TEXAS vs. RICE

# 4-2 OVERALL, O-O SUN BELT WEST



**CAMERON 62 at NORTH TEXAS 80**  
The Super Pit • Denton, Texas • 11/13/09

North Texas (1-0)	FG-A	3G-A	FT-A	O	D	T	PF	Pts	A	TO	B	S	Min.				
04 Odufuwa, George.....	f	4	10	0	0	4	7	6	18	24	0	12	1	3	2	1	29
25 Tramiel, Eric.....	f	3	7	0	1	5	8	4	3	7	3	11	2	3	0	0	29
10 White, Josh.....	g	6	9	5	6	2	3	1	3	4	2	19	4	2	0	0	30
14 Thompson, Tristan.....	g	1	3	0	2	3	4	1	2	3	1	5	0	1	0	0	16
21 Shorter, Shannon.....	g	0	3	0	2	2	2	0	2	2	0	2	2	2	0	0	21
03 Williams, Alzee.....	g	1	2	0	1	0	0	0	1	1	1	2	0	0	0	0	14
11 Matlock, Antwone.....	g	0	1	0	1	0	0	0	0	0	1	0	0	0	0	0	1
12 Goff, Nick.....	g	0	0	0	0	2	2	0	0	0	0	2	0	1	0	0	1
15 Knox, Ben.....	g	0	0	0	0	0	0	1	0	1	0	0	0	0	0	0	1
20 Mangrum, Collin.....	g	3	7	1	3	2	2	0	0	0	2	9	0	0	0	0	12
23 Thomas, Richard.....	g	3	7	2	5	4	5	0	1	1	3	12	1	3	0	0	24
30 Holmen, Jacob.....	g	2	5	0	1	0	0	1	1	2	1	4	2	0	0	0	16
33 Hall, Tyler.....	g	0	1	0	0	0	0	0	0	0	0	0	0	0	0	0	1
42 Spencer, Cameron.....	g	1	2	0	0	0	0	1	0	1	0	2	1	0	0	0	5
TEAM.....								2	2	4							
Totals.....		24	57	8	22	24	33	17	33	50	14	80	13	15	2	2	

Cameron (0-1)	FG-A	3G-A	FT-A	O	D	T	PF	Pts	A	TO	B	S	Min.				
13 GLASGOW, Kallan.....	f	3	6	0	1	2	4	1	4	5	1	8	4	2	1	0	31
30 BURKE, Jamaar.....	f	0	0	0	0	0	0	0	0	0	0	0	0	1	1	1	11
01 MORGAN, Greg.....	g	0	4	0	0	0	0	2	0	2	1	0	3	0	0	1	19
05 EILAND, Dernoado.....	g	5	16	3	11	0	0	1	1	2	4	13	0	1	0	1	29
20 WILLIAMS, Jacques.....	g	6	16	5	12	1	1	1	1	2	4	18	2	3	0	3	29
02 JEWELL, Paul.....	g	0	0	0	0	0	0	0	0	0	0	0	0	0	0	0	1
03 VUKADINOVIC, Nikola.....	g	0	2	0	2	0	0	0	0	0	1	0	0	1	0	0	7
12 GEIGER, Bryce.....	g	0	0	0	0	1	2	0	0	0	0	0	1	0	1	0	1
22 FARNSWORTH, Nick.....	g	0	0	0	0	0	0	0	0	0	1	0	0	0	0	0	1
24 MURRAY, Nathan.....	g	5	11	0	1	0	0	2	4	6	2	10	0	1	0	0	27
33 GARNER, Milton.....	g	2	5	2	5	0	3	1	5	6	1	6	1	1	0	2	29
40 DAWON, Terry.....	g	3	6	0	0	0	0	2	2	4	4	6	0	0	0	0	15
TEAM.....								2	4	6							
Totals.....		24	67	10	32	4	10	12	21	33	24	62	10	11	2	8	202

	1st	2nd	Tot	FG%	3FG%	FT%	FBR	Paint	P-TO	2nd	Bnch
North Texas	44	36	80	42.1	36.4	72.7	8	26	10	12	31
Cameron	29	33	62	35.8	31.3	40.0	2	20	10	16	23

Officials: David Stevens, Kyle Ingram, Bobby Jacobs  
Attendance: 1,524



**NORTH TEXAS 101 at UT ARLINGTON 99 (2OT)**  
Texas Hall • Arlington, Texas • 11/18/09

North Texas (2-0)	FG-A	3G-A	FT-A	O	D	T	PF	Pts	A	TO	B	S	Min.				
04 Odufuwa, George.....	*f	4	4	0	0	8	10	1	10	11	3	16	1	4	3	3	44
10 White, Josh.....	*g	9	14	2	4	15	18	2	5	7	1	35	4	7	0	0	46
14 Thompson, Tristan.....	*g	1	5	0	0	7	9	1	3	4	4	9	3	3	0	0	25
21 Shorter, Shannon.....	*g	3	8	0	2	5	7	2	2	4	3	11	2	1	0	1	28
25 Tramiel, Eric.....	*g	1	3	0	1	3	3	0	3	3	5	0	0	0	1	20	
01 Johnson, Dominique.....	*g	1	5	0	2	1	2	0	1	1	2	3	3	1	0	1	15
03 Williams, Alzee.....	*g	1	2	0	1	3	4	1	1	2	4	5	0	1	0	1	23
23 Thomas, Richard.....	*g	1	4	1	3	0	0	0	2	2	1	3	0	1	1	0	14
30 Holmen, Jacob.....	*g	6	12	0	2	2	4	1	3	4	4	14	0	0	1	0	29
42 Spencer, Cameron.....	*g	0	0	0	0	0	0	0	0	1	1	0	0	0	2	0	6
TEAM.....								2	5	7							
Totals.....		27	57	3	15	44	57	10	36	46	27	101	13	22	5	7	251

UT Arlington (1-1)	FG-A	3G-A	FT-A	O	D	T	PF	Pts	A	TO	B	S	Min.				
00 Haynes, Marquez.....	*f	10	27	1	5	8	11	1	6	7	4	29	4	1	1	1	42
04 Moffitt, Tommy.....	*f	5	11	2	3	2	4	5	3	8	3	14	0	2	1	1	40
23 Long, Brandon.....	*g	9	20	3	8	7	8	3	5	8	4	28	3	2	1	2	42
31 Reed, LaMarcus.....	*g	6	12	0	2	3	4	1	3	4	3	15	2	3	0	2	37
55 Reves, Jordan.....	*g	0	1	0	0	0	0	0	1	1	5	0	0	0	1	1	15
02 Gentry, Dwight.....	*g	0	0	0	0	0	0	0	1	1	3	0	1	0	0	1	15
10 David, J.D.....	*g	0	3	0	0	0	0	0	0	0	0	5	0	0	1	0	16
12 Miller, Jon.....	*g	2	5	1	3	2	2	0	0	0	4	7	0	3	0	1	17
20 Williams, Armani.....	*g	1	2	0	0	0	0	0	0	0	2	2	0	0	0	0	4
24 Awange, Ishmael.....	*g	1	2	0	0	0	1	2	1	3	2	2	0	2	2	0	15
25 Catlett, Cameron.....	*g	1	1	0	0	0	0	2	1	3	1	2	3	2	0	1	18
TEAM.....								2	4	6							
Totals.....		35	84	7	21	22	30	16	25	41	36	99	13	16	6	10	250

	1st	2nd	OT	Tot	FG%	3FG%	FT%	FBR	Paint	P-TO	2nd	Bnch
North Texas	34	48	19	101	47.4	20.0	77.2	4	46	21	15	25
UTA	40	42	17	101	41.7	33.3	73.3	16	46	27	18	13

Officials: Kerry Sitton, Rodrick Sutton, Brad Gaston  
Attendance: 1,404



**NORTH TEXAS 68 at OKLAHOMA STATE 82**  
Gallagher-Iba Arena • Stillwater, Okla. • 11/21/09

North Texas (2-1)	FG-A	3G-A	FT-A	O	D	T	PF	Pts	A	TO	B	S	Min.				
04 Odufuwa, George.....	f	4	8	0	0	3	4	1	6	7	1	11	1	2	1	0	34
25 Tramiel, Eric.....	f	7	14	1	3	1	1	0	3	3	5	16	0	0	1	0	32
10 White, Josh.....	g	1	6	0	3	2	2	0	1	1	1	4	5	4	0	0	35
21 Shorter, Shannon.....	g	2	5	1	1	2	2	1	1	3	7	1	2	0	0	1	17
23 Thomas, Richard.....	g	1	3	1	3	2	2	1	1	2	1	5	1	1	2	0	21
01 Johnson, Dominique.....	g	2	6	0	1	5	6	0	3	3	1	9	1	0	0	0	19
03 Williams, Alzee.....	g	0	0	0	0	0	0	0	0	0	1	0	0	1	0	0	3
14 Thompson, Tristan.....	g	2	6	1	2	0	0	3	2	5	2	5	1	2	0	0	15
20 Mangrum, Collin.....	g	2	2	1	1	0	0	0	1	1	1	5	0	1	0	0	10
30 Holmen, Jacob.....	g	3	8	0	2	0	1	3	5	8	2	6	1	0	0	1	13
42 Spencer, Cameron.....	g	0	1	0	0	0	0	0	0	0	1	0	0	0	0	0	1
TEAM.....								2	2								
Totals.....		24	59	5	16	15	18	12	23	35	19	68	11	13	4	2	200

Oklahoma State (3-0)	FG-A	3G-A	FT-A	O	D	T	PF	Pts	A	TO	B	S	Min.					
33 Moses, Marshall.....	f	5	9	0	0	0	1	1	8	9	3	10	2	1	1	0	28	
02 Muonelo, Obi.....	g	5	13	0	4	7	8	3	4	7	2	17	4	4	1	2	32	
12 Page, Keiton.....	g	5	10	3	5	0	0	1	1	4	13	1	0	0	0	0	32	
14 Penn, Ray.....	g	1	2	1	2	1	2	0	0	0	1	4	4	1	0	0	1	35
23 Anderson, James.....	g	8	13	3	5	6	7	1	8	9	1	25	1	0	0	1	34	
01 Shaw, Jarred.....	g	0	0	0	0	0	0	0	0	0	0	0	0	0	1	0	1	
07 Gulley, Fred.....	g	0	1	0	0	0	0	0	3	3	1	0	2	0	0	0	19	
31 Pilgrim, Matt.....	g	4	5	0	0	1	2	1	1	2	4	9	0	3	2	0	13	
32 Franklin, Roger.....	g	2	3	0	1	0	0	0	0	0	1	4	0	0	0	0	6	
TEAM.....								1	1	2								
Totals.....		30	56	7	17	15	20	7	26	33	18	82	14	9	6	4	200	

	1st	2nd	Tot	FG%	3FG%	FT%	Paint	P-TO	2nd	Break	Bench
North Texas	32	36	68	40.7	31.3	83.3	28	10	10	2	25
OSU	44	38	82	53.6	41.2	75.0	26	17	6	10	13

Officials: Ed Hightower, Randy Heimerman, John Moore  
Attendance: 10,888



**JACKSON STATE 58 at NORTH TEXAS 68**  
The Super Pit • Denton, Texas • 11/24/09

North Texas (3-1)	FG-A	3G-A	FT-A	O	D	T	PF	Pts	A	TO	B	S	Min.				
04 Odufuwa, George.....	f	4	8	0	0	3	7	4	7	11	2	11	0	1	2	2	36
25 Tramiel, Eric.....	f	6	9	0	1	3	5	1	4	5	5	15	0	3	2	1	

# NORTH TEXAS vs. RICE

# 4-2 OVERALL, O-O SUN BELT WEST



**NORTH TEXAS 73 at BOISE STATE 79**  
Taco Bell Arena • Boise, Idaho • 11/28/09

North Texas (3-2)		FG-A	3G-A	FT-A	O	D	T	PF	Pts	A	TO	B	S	Min.				
04	Odufuwa, George	f	2	4	0	0	1	2	2	2	4	3	5	3	3	0	0	17
25	Tramiel, Eric	f	5	8	2	3	2	5	0	4	4	3	14	1	2	1	1	33
10	White, Josh	g	9	16	3	7	2	2	0	3	3	2	23	6	3	0	0	34
14	Thompson, Tristan	g	2	7	2	4	1	2	0	4	4	1	7	1	1	0	0	24
23	Thomas, Richard	g	3	11	1	6	0	0	1	1	2	2	7	2	6	1	2	31
03	Williams, Alzee	.....	0	2	0	1	0	0	0	0	0	0	0	0	0	0	0	7
15	Knox, Ben	.....	2	2	0	0	0	0	1	0	1	0	4	1	1	0	0	4
20	Mangrum, Collin	.....	2	3	0	0	0	1	0	0	2	4	0	0	0	0	0	16
21	Shorter, Shannon	.....	0	2	0	0	0	0	2	2	0	0	0	0	1	0	0	8
30	Holmen, Jacob	.....	3	5	1	1	0	0	0	1	1	1	7	0	0	0	0	7
42	Spencer, Cameron	.....	1	2	0	0	0	0	3	5	8	0	2	1	1	1	0	19
TEAM		.....																
Totals		.....	29	62	9	22	6	12	11	24	35	14	73	15	18	3	3	200

Boise State (4-2)		FG-A	3G-A	FT-A	O	D	T	PF	Pts	A	TO	B	S	Min.				
03	Okoye, Ike	f	5	10	0	0	3	4	1	7	8	3	13	2	2	3	0	29
21	Arnold, Robert	f	6	12	1	2	4	5	3	2	5	0	17	1	1	1	2	24
50	Cunningham, Kurt	c	7	8	0	0	3	3	1	7	8	4	17	1	3	1	1	26
01	Perryman, Westly	g	2	4	0	0	1	2	1	0	1	2	5	3	1	0	0	24
24	Anderson, La'Shard	g	0	5	0	1	1	2	0	1	1	1	1	5	3	1	3	32
02	Montreal, Daequon	.....	2	7	1	1	2	2	2	0	2	1	7	0	1	2	0	16
11	Thomas, Anthony	.....	3	7	2	3	0	0	0	1	1	1	8	3	2	0	2	23
25	Noonan, Paul	.....	3	7	3	4	2	2	1	6	7	0	11	2	2	1	0	17
32	Moritz, Zack	.....	0	2	0	0	0	2	2	0	2	1	0	0	0	0	0	9
TEAM		.....																
Totals		.....	28	62	7	11	16	22	12	25	37	13	79	17	15	9	8	200

	1st	2nd	Tot	FG%	3FG%	FT%	Paint	P-TO	2nd	Break	Bench
North Texas	37	36	73	46.8	40.9	50.0	30	25	10	0	17
Boise State	38	41	79	45.2	63.6	72.7	40	19	15	4	26

Officials: Ruben Ramon, Kevin Brill, Jimmy Casas  
Attendance: 2,650



**UNIV. OF THE SOUTHWEST 62 at NORTH TEXAS 91**  
The Super Pit • Denton, Texas • 12/2/09

North Texas (4-2)		FG-A	3G-A	FT-A	O	D	T	PF	Pts	A	TO	B	S	Min.				
04	Odufuwa, George	f	1	5	0	0	2	2	3	6	9	3	4	0	4	0	0	18
30	Holmen, Jacob	f	6	10	0	1	5	5	1	1	2	2	17	1	1	0	1	22
10	White, Josh	g	9	11	2	4	1	1	0	2	2	2	21	5	1	0	1	32
14	Thompson, Tristan	g	4	8	3	5	0	1	0	4	4	0	11	1	0	0	2	23
23	Thomas, Richard	g	3	5	2	3	0	0	0	2	2	2	8	1	3	0	0	19
03	Williams, Alzee	.....	0	4	0	2	1	2	0	2	2	1	1	1	1	1	1	16
11	Matlock, Antwone	.....	0	2	0	2	0	0	0	1	1	0	0	0	0	0	0	4
12	Goff, Nick	.....	1	2	0	0	0	0	1	1	2	0	2	1	0	0	0	3
15	Knox, Ben	.....	0	0	0	0	0	0	1	0	1	0	0	0	1	0	0	10
20	Mangrum, Collin	.....	2	3	1	2	2	2	0	1	1	4	7	1	0	1	1	15
21	Shorter, Shannon	.....	4	5	0	0	3	7	4	6	10	1	11	2	0	0	0	21
33	Hall, Tyler	.....	1	1	0	0	2	2	0	0	0	0	4	1	0	0	0	3
42	Spencer, Cameron	.....	2	3	0	0	1	2	1	3	4	0	5	0	0	0	1	14
TEAM		.....																
Totals		.....	33	59	8	19	17	24	12	29	41	16	91	14	11	2	7	200

U of the Southwest (2-5)		FG-A	3G-A	FT-A	O	D	T	PF	Pts	A	TO	B	S	Min.				
22	King, Aaron	f	2	8	0	4	3	6	0	0	0	3	7	3	3	0	1	25
23	Evans, Demetrius	f	15	19	2	2	8	9	1	6	7	2	40	0	3	1	2	37
24	Pope, Brandon	f	1	7	0	1	1	1	1	3	4	2	3	1	1	0	0	32
41	Fleming, Okam	c	1	1	0	0	0	0	0	2	2	5	2	1	3	1	0	17
05	Lewis, Richie	g	4	10	1	5	0	0	0	5	5	1	9	3	2	1	3	31
01	Payne, Jawaan	.....	0	5	0	4	0	0	0	0	1	1	0	1	0	0	1	26
03	Voigt, Jamie	.....	0	1	0	0	1	2	1	1	2	0	0	1	0	1	0	12
34	Nelson, Traveon	.....	0	1	0	0	0	0	0	0	0	2	0	0	0	0	0	13
50	Spring, Travis	.....	0	1	0	0	0	0	0	0	0	2	0	0	1	0	0	7
TEAM		.....																
Totals		.....	23	53	3	16	13	18	4	18	22	18	62	9	14	3	7	200

	1st	2nd	Tot	FG%	3FG%	FT%	Paint	P-TO	2nd	Break	Bench
North Texas	50	41	91	55.9	42.1	70.8	44	22	12	12	30
USW	32	30	62	43.4	18.8	72.2	28	13	4	2	1

Officials: Jon Stigliano, Roderick Dixon, Rick Jones  
Attendance: 1,677