



NORTH TEXAS BASKETBALL

Stephen Howard, Asst. Director Media Relations
 Office: 940.369.8548 • Cell: 817.793.5199
 stephen.howard@unt.edu • meangreensports.com

2009-10 SCHEDULE

NOVEMBER

13	Cameron	W 80-62
18	at UT Arlington	W 101-99 (2OT)
21	at Oklahoma State	L 82-68
24	Jackson State	W 68-58
28	at Boise State	L 79-73

DECEMBER

2	Univ. of the Southwest	12 p.m.
5	at Rice	2 p.m.
7	at Texas A&M	7 p.m.
13	ULM*	3 p.m.
20	Florida International*	3 p.m.
22	Southeastern Louisiana	7 p.m.
28	Texas Southern	7 p.m.
31	at UALR*	4:30 p.m.

JANUARY

2	at Arkansas State*	7 p.m.
7	at Louisiana-Lafayette*	7 p.m.
9	New Orleans*	7 p.m.
14	at Troy*	7 p.m.
16	Arkansas State*	7 p.m.
21	South Alabama*	7 p.m.
28	at Western Kentucky*	7 p.m.
30	at Middle Tennessee*	7 p.m.

FEBRUARY

4	Florida Atlantic*	7 p.m.
6	at Florida International*	1 p.m.
11	at New Orleans*	7 p.m.
13	Denver*	7 p.m.
15	at Houston Baptist	6 p.m.
20	UALR*	3 p.m.
25	Louisiana-Lafayette*	7 p.m.
27	at ULM*	1 p.m.

MARCH

6-9	Sun Belt Tournament%	TBA
-----	----------------------	-----

% Tournament held in Hot Springs, Ark.

* Sun Belt Conference Game

All times Central

FACULTY/STAFF APPRECIATION DAY WITH MUSTANGS



vs. University of the Southwest (2-5, 0-0 RRAC)

Wednesday, Dec. 2, 2009 • 12:00 p.m. CST

The Super Pit (10,500) • Denton, Texas

TV: NTTV (Denton Charter 22, Verizon 42)

Radio: KNTU (88.1-FM Denton), KWRD (100.7-FM DFW)

George Dunham (PBP), Hank Dickenson (Analyst)

Webcast & Live Stats: meangreensports.com

Series: First meeting

On Tap

North Texas had trouble containing a late run at Boise State, falling to its former Big West Conference rival 79-73 on Saturday at Taco Bell Arena. Josh White once again led all scorers with 23 points, and ranks 110th in the nation and 4th in the Sun Belt with 17.0 points per game. Now White and the Mean Green welcome the Mustangs of the University of the Southwest to the Super Pit. Located in Hobbs, N.M., the Mustangs are a member of the NAAIA's Red River Athletic Conference.

Quick Hitters

- Josh White poured in 23 points at Boise State, which vaults him into 30th place in school history in career points. Just five games into his junior season White already has 850 career points.

- NT is 69th in the country in scoring with 78.0 points per game, but is doing it with a multi-faceted attack. Ten different players are averaging double-digit minutes, and seven players are averaging more than six points per game.

UNIVERSITY OF THE SOUTHWEST probable starters

Pos	No	Name	Ht	Wt	Yr	Hometown	Pts / Reb / Other
G	1	Jawaan Payne	5-11	185	So.	Lovington, N.M.	12.3 / 3.0 / 2.0 apg
G	5	Richie Lewis	5-11	185	Jr.	Henderson, Nev.	15.1 / 3.1 / 5.1 apg
F	23	Demetrius Evans	6-5	195	So.	Chicago, Ill.	19.9 / 8.1 / 3.0 spg
F	24	Brandon Pope	6-3	175	Sr.	Peoria, Ariz.	7.9 / 1.9 / 1.0 apg
C	41	Okam Fleming	6-11	235	So.	Enugu, Nigeria	4.0 / 3.6 / 5 blocks

NORTH TEXAS MEAN GREEN probable starters

Pos	No	Name	Ht	Wt	Yr	Pts	Pts / Reb / Other
G	10	Josh White	5-10	175	Jr.	Baton Rouge, La.	17.0 / 3.8 / 4.6 apg
G	14	Tristan Thompson	6-5	190	Jr.	Angleton, Texas	6.2 / 3.6 / 1.8 apg
G	23	Richard Thomas	6-5	190	Jr.	Rosedale, N.Y.	7.6 / 2.0 / 81.8 ft%
F	25	Eric Tramiel	6-7	230	Sr.	Shreveport, La.	12.2 / 4.4 / 53.7 fg%
F	4	George Odufwa	6-8	240	Jr.	Dallas	11.0 / 11.4 / 1.6 bpg

NORTH TEXAS off the bench

Pos	No	Name	Ht	Wt	Yr	Pts	Pts / Reb / Other
G	1	Dominique Johnson	5-10	162	Sr.	Kansas City, Mo.	4.0 / 2.0 / 2.0 a/g
G	3	Alzee Williams	6-4	168	Fr.	Dallas	2.4 / 1.0 / 44.0 fg%
G	11	Antwone Matlock	6-1	177	Sr.	Dallas	0 / 0 / 1 minute
G	12	Nick Goff	6-4	180	Fr.	Columbus, Ohio.	2 / 0 / 2-2 FT
C	15	Ben Knox	6-10	221	Fr.	Arlington, Texas	2.0 / 1.0 / 2-2 fg
G	20	Collin Mangrum	6-4	190	Jr.	Howe, Texas	6.3 / 0.3 / 55.6 fg%
G	21	Shannon Shorter	6-4	200	Jr.	Houston	4.4 / 2.6 / 1.0 a/g
F	30	Jacob Holmen	6-8	220	Fr.	Whitehouse, Texas	7.4 / 3.2 / 48.4 fg%
F	32	Jamie Egenti	6-8	265	Jr.	Watauga, Texas	-
G	33	Tyler Hall	6-2	175	So.	Pampa, Texas	0 / 0 / 1 steal
F	42	Cameron Spencer	6-8	264	Jr.	Orange, Texas	1.2 / 2.2 / 42.9 fg%

ATHLETIC MEDIA RELATIONS

Eric Capper - Asst. AD/Media Relations
940-565-2476 • eric.capper@unt.edu

Stephen Howard - Asst. Director (MBB)
940-369-8548 • 817-793-5199 (cell)
stephen.howard@unt.edu

Media Information

Credentials

Working press credentials can be requested by contacting Stephen Howard (940-369-8548). Full-season and single-game passes will be mailed whenever possible. If not, they will be left at the Will Call table located at Gate C in the Super Pit.

Player Interviews

All interviews with North Texas players must be arranged through the Media Relations Office. Please contact Stephen Howard.

Johnny Jones Interviews

All interviews with North Texas head coach Johnny Jones must be arranged through the Media Relations Office. Please contact Stephen Howard.

Post-Game Interviews

The Mean Green locker room is closed after home games. Coach Jones and requested players will be available for interviews in the media room in the Super Pit after a brief cooling off period.

Practice Coverage

North Texas basketball practice is open to the media. Practice times are usually scheduled for 3:30-6 p.m. Players and coaches are available for interviews following each practice, on a prearranged basis through the athletic media relations office.

Quick Facts

Location: Denton, Texas
Founded: 1890
Enrollment: 36,206
Nickname: Mean Green
Colors: Green and White
Home Arena: The Super Pit (10,500)
Affiliation: Division I
Conference: Sun Belt
Head Coach: Johnny Jones (9th Year)
Record at North Texas: 129-114
Overall Record: 144-130
Program All-Time Record: 1,002-1,162-1

Climbing The Charts - Josh White poured in 23 points at Boise State, which vaults him into 30th place in school history in career points. Just five games into his junior season White already has 850 career points, which passes Carl Jones (844 points from 1973-76) for 30th. White needs just 59 more points to reach his former teammate Quincy Williams (2004-08), who finished his career 24th with 909 points. Only 17 players in Mean Green history have ever scored 1,000 points, and the last was Calvin Watson (1,253 from 2004-07).

White Back On Top - With his 2-for-2 performance from the line at Boise State, Josh White jumped back into first place in school history in career free throw percentage. White has hit 244-of-280 (87.14 percent) from the stripe in his career, and ranked second in the NCAA in '08-09 with a mark of 90.6 percent.

NT Top Free Throw Shooters

1. **87.14 Josh White (2008-Pr)**
2. 87.08 Garland Bailey (1963-64)
3. **83.19 Dominique Johnson (2009-Pr)**
4. 82.38 Leonard Hopkins (2002-05)
5. 81.91 Tom Etchison (1994-95)

Free Throw Magic Mark - NT ranks third in the nation with 21.8 free throws made per game, but had trouble getting to the line at Boise State. NT made just six free throws, which ties for the sixth lowest in the Johnny Jones era. NT is 61-23 (72.6 percent) since 2001-02 when it makes 20 or more free throws in a game, including a 35-9 (79.6 percent) mark since 2006-07.

Spreading The Wealth - The Mean Green is 69th in the country in scoring with 78.0 points per game, but is once again doing it with a multi-faceted attack. Ten different North Texas players are averaging double-digit minutes, and seven players are averaging more than six points per game. NT as a team ranked 32nd in the NCAA in scoring last year despite not having a player in the national top 500 in individual scoring.

Double-Double Man - With double-doubles in three of the year's five outings, George Odufuwa is currently averaging a double-double for the season. He ranks 8th in the NCAA with 11.4 rebounds per game, and is also scoring 11.0 points per game. Odufuwa hauled in 24 boards in the season opener against Cameron, becoming just the ninth player in the NCAA since 2005-06 to register 24 or more rebounds in a single game.

INSIDE THE GAME

- This will be the first meeting between North Texas and the University of the Southwest, which is an NAIA program from Hobbs, N.M. Founded in 1962, the University of the Southwest has a total enrollment of 557.

- The University of the Southwest is a member of the Red River Athletic Conference. NT has faced two other teams from the RRAC in its history. NT most recently faced the Jarvis Christian in a 94-70 win on Dec. 22, 2006. North Texas has also played 17 games against Texas Wesleyan, although most of those meetings came before World War II. The Rams own an 11-6 edge in the series which has been on hiatus since 1984. Texas College also came to the Super Pit for a 92-71 NT exhibition win on Nov. 7, 2006.

- Univ. of the Southwest was picked to finish eighth in the 11-team Red River Athletic Conference in their annual preseason coaches poll after finishing the 2008-09 campaign with a 7-15 record. Texas Wesleyan headed the poll, and entered the year ranked 10th in the NAIA National Top 25 Poll.

- The Univ. of the Southwest ranks 30th in the NAIA in 3-pointers made per game and 31st in 3-point field goal percentage. Jawaan Payne is the squad's main 3-point threat, and ranks 25th in 3-pointers per game.

- Jerry Voight is in his first year as coach of the Mustangs after serving as an assistant at New Mexico Junior College in Hobbs, N.M., for two seasons. Voight previously coached AAU powerhouse, Team Texas, in Dallas to a National Championship in 2004. Voight played for North Florida Community College and Oklahoma Wesleyan College.

- Univ. of the Southwest went 2-5 in its opening stretch of regular season games, and is in the middle of a five game exhibition season. The Mustangs have fallen to their first two exhibition opponents, Southern Utah (111-51) and New Mexico Highlands (109-61), by an average of 54 points.

TALE OF THE TAPE

Mean Green	Mustangs
78.0.....	PPG.....71.0
+2.0.....	Margin.....-11.57
44.4.....	FG%.....46.2
32.6.....	3PT%.....37.7
73.6.....	FT%.....64.9
40.6.....	Rebounds.....25.9
12.4.....	Asst. Avg.....12.7
16.4.....	TO Avg.....17.3
4.0.....	Steals Avg.....7.3
4.2.....	Blocks Avg.....1.7

SUN BELT CONFERENCE

WEST DIVISION (through 11/29)

Team	Conf.	Overall
Denver	0 0 .000	4 1 .800
Arkansas State	0 0 .000	3 2 .600
New Orleans	0 0 .000	3 2 .600
North Texas	0 0 .000	3 2 .600
ULM	0 0 .000	3 3 .500
UALR	0 0 .000	2 4 .333
UL-Lafayette	0 0 .000	1 3 .250

EAST DIVISION

Team	Conf.	Overall
South Alabama	0 0 .000	6 2 .750
Troy	0 0 .000	4 3 .571
Middle Tennessee	0 0 .000	3 3 .500
Western Kentucky	0 0 .000	2 2 .500
Florida Atlantic	0 0 .000	2 3 .400
Florida Intl.	0 0 .000	2 6 .250

TODAY IN THE SUN BELT

Dec. 2

Univ. of the Southwest at NT	12:00 PM
WKU at South Carolina	6:00 PM
Louisiana Tech at Louisiana-Monroe	7:00 PM
New Orleans at Tulane	7:00 PM
Middle Tennessee at UAB	7:00 PM
Ole Miss at Arkansas State	7:05 PM
Missouri State at UALR	7:30 PM
Lamar at Denver	8:00 PM

NORTH TEXAS SBC RANKINGS (AS OF 11/24)

Stat	NT	Rank	Leader
Scoring Off.	83.0	2	Troy (89.3)
Scoring Def.	62.0	2	ASU (47.0)
Scoring Margin	+2.0	8	Troy (+16.7)
Free Throw Pct.	76.9	2	MTSU (77.1)
FG Pct.	43.4	7	DU (51.2)
FG Pct. Def.	43.0	8	UNO (37.3)
3-FG Pct.	30.2	12	DU (49.1)
3-FG Pct. Def.	34.3	7	ASU (18.8)
Rebound Off.	43.7	3	Troy (50.7)
Rebound Def.	35.7	T5	DU (30.7)
Reb. Margin	+8.0	3	Troy (+15.0)
Blocked Shots	3.7	4	ASU (5.7)
Assists	12.3	9	ASU (14.7)
Steals	3.7	13	FIU (9.1)
TO Margin	-4.7	13	ULL (+7.0)
A/TO Ratio	0.7	10	DU (1.9)
Off. Rebounds	13.0	T4	FAU (15.8)
Def. Rebounds	30.7	2	Troy (35.0)
Def. Rebound %	72.4	4	ASU (78.6)
Off. Rebound %	35.1	3	Troy (39.8)
3-FG's Made	5.3	11	DU (9.3)

INDIVIDUAL SBC RANKINGS (AS OF 11/24)

NT Player	Stat	Number	Rank
White	Minutes	37.0	1
	PPG	19.3	3
	Assists	4.3	T4
	3FGM	2.3	T9
	3FG%	53.8	10
	Rebounds	14.0	1
Odufuwa	D-Reb	11.3	1
	Minutes	35.7	2
	Blocks	2.0	3
	O-Reb	2.7	T8
	FT%	85.7	T9
Thomas	Blocks	1.0	T6

Just Five Away - North Texas head coach Johnny Jones is just five wins shy of tying Hall-of-Fame coach Bill Blakeley on the Mean Green coaching list. In his ninth-year at NT, Jones has 129 wins, which is just five behind Blakeley for second.

North Texas Coaching Victories

Coach	Years	Wins
Pete Shands	1935-59	224
Bill Blakeley	1976-83	134
Johnny Jones	2001-Cur	129
Jimmy Gales	1986-93	84
John Reid	1924-29	79

Preseason All-Sun Belt Accolades - Eric Tramiel was named to the first-team and Josh White earned second-team honors on the Preseason All-Sun Belt Conference squads. Tramiel was the Mean Green muscle in the middle, leading NT in scoring, rebounding and field goal percentage. White played most of 2008-09 with a hand injury, but still ranked second in the NCAA in free throw percentage, and piloted the Mean Green's 31st ranked scoring offense.

Best In The West- North Texas was tabbed as the favorite in the Sun Belt West Division in every major preseason publication, as well as the league's coaches in the SBC's annual Preseason Poll. NT was picked alone atop the West Division for the first time since joining the league in 2000. The Mean Green garnered the top spot with a league-high 85 points, and nine first place votes. NT was picked in a tie with UALR for the West's top spot in last year's poll.

Mean Green 20/20/20 - North Texas finished last season with a 20-12 mark, giving

the program back-to-back-to-back 20-win seasons for the first time since 1976-78. NT is one of only three teams in the Sun Belt (South Alabama & Western Kentucky) and three in the state of Texas (Texas and Texas A&M) to win at least 20 games in each of the last three years. The Mean Green had won a total of 20 games in the four years prior to Johnny Jones arrival at North Texas.

Lighting Up The Scoreboard - Johnny Jones and NT play up-tempo basketball, and the results speak for themselves. North Texas has ranked no lower than 34th in the NCAA in scoring in each of the last four seasons. Last year, NT ranked 31st in the country with an average of 77.3 points per game.

Year Points/Gm NCAA Rank

08-09	77.3	31st
07-08	76.9	34th
06-07	77.0	33rd
05-06	76.6	32nd

History In The Making - The Mean Green has posted a .500 record or better in each of the past five years, which makes this the most prosperous stretch of hoops at NT since 1931 when the program enjoyed 14 straight winning seasons. North Texas has won at least 10 conference games in each of the last three years - a feat not seen at NT since 1924-27.

Milestone Jones - Head coach Johnny Jones is nearing a couple of career milestones in '09-'10. Jones is just eight games shy of his 250th game coached at NT, and 27 games away from the 300th of his career overall. The ninth year head coach will suit up for his 250th game at North Texas against Texas

NORTH TEXAS ROSTER

NO	NAME	POS	HT	WT	YR	HOMETOWN (LAST SCHOOL)
1	Dominique Johnson	G	5-10	162	Sr.	Kansas City, MO (Arkansas-Fort Smith)
3	Alzee Williams	G	6-4	168	Fr.	Dallas, TX (Miss. Elite Christian Academy)
4	George Odufuwa	F	6-8	240	Jr.	Dallas, TX (Arizona State)
10	Josh White	G	5-10	175	Jr.	Baton Rouge, LA (Christian Life Academy)
11	Antwone Matlock	G	6-1	177	Sr.	Dallas, Texas (Trinidad State)
12	Nick Goff	G	6-4	180	Fr.	Columbus, Ohio (St Francis DeSales)
14	Tristan Thompson	G	6-5	190	Jr.	Angleton, TX (Brewster Academy)
15	Ben Knox	C	6-10	221	RFr.	Arlington, TX (Grace Prep Academy)
20	Collin Mangrum	G	6-5	190	Jr.	Howe, TX (Howe HS)
21	Shannon Shorter	G	6-4	200	Jr.	Houston, TX (Paris JC)
23	Richard Thomas	G	6-5	190	Jr.	Rosedale, NY (Garden City CC)
24	Kedrick Hogans *	F	6-7	215	Jr.	New Orleans, LA (Karr HS)
25	Eric Tramiel	F	6-7	230	Sr.	Shreveport, LA (Paris JC)
30	Jacob Holmen	F	6-8	220	Fr.	Whitehouse, TX (Whitehouse HS)
32	Jamie Egenti	F	6-8	265	Jr.	Watauga, TX (North Lakes College)
32	Tyler Hall	G	6-2	175	So.	Pampa, TX (Pampa HS)
42	Cameron Spencer	F	6-8	274	Jr.	Orange, TX (Southern Methodist)

* Expected to redshirt the 2009-10 season

Head Coach: Johnny Jones (9th season)
Assistant Coaches: Shawn Forrest, Bill Foy, Charlie Leonard

PRONUNCIATION GUIDE

- 3 Alzee (Al-Z)
- 4 Odufuwa (Oh-Doo-Foo-Wah)
- 11 Antwone (Ann-Twah-N)
- 25 Tramiel (Truh-Meal)

NORTH TEXAS VS THE NCAA

Category	Rank	Stat	Leader	Stat
Scoring	-	-	-	-
Scoring Def	-	-	-	-
Margin	-	-	-	-
FG%	-	-	-	-
FG% Def	-	-	-	-
3FG	-	-	-	-
3-FG %	-	-	-	-
3-FG Def	-	-	-	-
FT %	-	-	-	-
Reb. Margin	-	-	-	-
Assists	-	-	-	-
A/TO	-	-	-	-
Blocks	-	-	-	-
Steals	-	-	-	-
Turnovers	-	-	-	-
TO Margin	-	-	-	-
Fouls	-	-	-	-

NT IN TOP 150 INDIVIDUAL STATS

NT Player	Stat	Number	Rank
-----------	------	--------	------

SUN BELT PRESEASON ALL-CONFERENCE TEAMS

First Team

Desmond Yates, Middle Tennessee
 Nate Rohnert, Denver
Eric Tramiel, North Texas
 Brandon Hazzard, Troy
 A.J. Slaughter

Second Team

Chris Gradnigo, Louisiana-Lafayette
Josh White, North Texas
 Richard Delk, Troy
 Sergio Kersch, WKU
 Steffphon Pettigrew, WKU

Third Team

Donald Boone, Arkansas State
 Tony Hooper, Louisiana-Monroe
 Malcolm Thomas, Louisiana-Monroe
 Michael Vogler, Troy
 Jeremy Evans, WKU

SUN BELT PRESEASON COACHES' POLL

East Division

1. Western Kentucky77 (12)
2. Troy62 (1)
3. Middle Tennessee.....53
4. South Alabama40
5. Florida Atlantic.....21
6. Florida International.....20

West Division

1. North Texas.....85 (9)
2. Denver.....73 (1)
3. Louisiana-Lafayette.....56 (1)
4. UALR53 (1)
5. ULM45 (1)
6. Arkansas State36
7. New Orleans.....17

Southern on Dec. 28th, and can reach his 300th overall with a trip to the Sun Belt Tournament quarterfinals.

Air Time - The Mean Green is slated to appear on television 17 times in the 2009-10 regular season, including a four-pack of nationally televised games. North Texas will appear on FSN-Southwest in its Big XII showdowns with Oklahoma State and Texas A&M on Nov. 21 and Dec. 7. The Sun Belt Network will air the Mean Green's games against UALR on Feb. 20 and ULM on Feb. 27. Every North Texas home game can be seen locally in Denton on NTV. The Mean Green will have additional chances for televised games at the Sun Belt Conference Tournament.

Eighty Or Bust - One of the highest scoring teams in the nation, North Texas is deadly when it reaches 80 points. The Mean Green ranked 31st in the nation with 77.3 points per game last year, and is 67-16 all-time under Johnny Jones when scoring 80 or more.

Mid-Major Top 25 - Once again, the Mean Green just missed out on CollegeInsider.com's Mid-Major Top 25 poll. NT one of the top squads in the "Others Receiving Votes" section with 45 points. North Texas reached a high of No. 17 on the poll in Dec. of 2006.

Deadly From Downtown - One of the all-time great three-point shooting programs, North Texas has now hit a three-pointer in each game dating back to the 1987-88 season - a span of 607 games.

Pressure Pit - The Mean Green has made the Super Pit one of the nation's toughest places to play. NT won a school-record 15 home games in 2007-08, and has won 52 games at the Super Pit over the last five years - the most in any period in school history. As a matter of fact, no other team in the Sun Belt

has won more home games since 2006-07 than the Mean Green.

SBC At Home Since 2006-07 (as of 11/30)

Team	Home Wins
North Texas	42
South Alabama.....	42
Western Kentucky	39

Heart Of Glass - Johnny Jones and the Mean Green pride themselves in their rebounding prowess. North Texas led the Sun Belt in every rebounding statistic in 2006-07 and 2007-08, and wasn't too shabby last year. NT was half a board per game shy of leading the league in overall rebounding last season, and averaged a +2.3 rebounding margin and 12.7 offensive rebounds per game.

NT in the SBC Rebounding Ranks

Year	Overall	Margin	Off.	Def.
2008-09	2	5	2	3
2007-08.....	1	1	1	1
2006-07	1	1	1	1

Packing The Pit - North Texas averaged 3,084 fans per game at the Super Pit last year, and 3,178 in 2007-08. That two-year average of 3,131 is the highest in any two year period at NT since 1987-89 (3,167). As a matter of fact, the last two years' attendance figures are just the fifth and sixth time for NT to top the 3,000 per game attendance mark since moving to the Super Pit in 1972.

92nd Season - North Texas is playing its 92nd season of basketball, compiling an all-time record of 1,002-1,162-1. North Texas State Normal College, as the school was known in 1917, played its first basketball game on January 17 in a 25-23 loss at home to SMU. Since then, North Texas has hauled in 16 conference titles (14 regular season and two tournament championships) and three postseason appearances (NCAA in 1988, 2007 and NAIA in 1943).

MEAN GREEN RADIO & TV

Every North Texas game will be carried on the Mean Green Radio Network. NT graduate and 1310 The Ticket (KTCK-AM) personality George Dunham will handle the play-by-play duties, with Deputy Athletic Director Hank Dickenson providing analysis. All MGRN broadcasts can be heard in Denton on 88.1 KNTU-FM, in the DFW area on 100.7 KWRD-FM and in Tyler/Longview on 100.7 KPXI-FM.



Each week you can watch the Mean Green Insider on Fox College Sports Central, NTV and on-demand at MeanGreenSports.com. The 30-minute show will feature North Texas head coach Johnny Jones along with special features on Mean Green players. The Mean Green Insider can be seen Fox College Sports Central on Fridays at 6 p.m., on NTV, channel 22 in Denton every Wednesday.

NORTH TEXAS' RECORD WHEN

Overall	3-2
Home.....	2-0
Road	1-2
Neutral.....	0-0
Leading at half.....	2-0
Trailing at half.....	1-2
Tied at half	0-0
Overtime.....	1-0
Last minute lead change	1-0
Two-point games.....	1-0
Outshoots Opponent	3-1
Outshot by Opponent.....	0-1
More rebounds	2-1
Less Rebounds.....	1-1
More offensive boards.....	1-1
Less offensive boards.....	2-1
More turnovers.....	2-2
Less turnovers.....	1-0
Player(s) foul out.....	2-1
Opponent(s) foul out.....	2-0
Has technical foul.....	0-0
Opponent technical foul.....	0-0

Scores:

59 and under	0-0
60-69	1-1
70-79	0-1
80-89	1-0
90-99	0-0
100+	1-0

Opponent Scores:

59 and under	1-0
60-69	1-0
70-79	0-1
80-89	0-1
90-99	1-0
100+	0-0

Shoots:

Under 35%.....	0-0
35-39%.....	0-0
40-44%.....	2-1
45-49%.....	1-1
50%+	0-0

Opponent Shoots:

Under 35%.....	0-0
35-39%.....	2-0
40-44%.....	1-0
45-49%.....	0-1
50%+	0-1

Free Throws:

Under 60%.....	0-1
60-69%.....	0-0
70-79%.....	3-0
80+%	0-1

Free Throw Attempts:

Under 20 Attempts.....	0-2
20-29	1-0
30-39	1-0
40-49	0-0
50+	1-0

Field Goal Attempts:

Under 50 FGA.....	0-0
50-59 FGA.....	3-1
60-69 FGA.....	0-1
70+ FGA	0-0

Season Streaks

Longest Win Streak.....	2
Longest Losing Streak	1
Current Streak	L 1
Last 10.....	3-2
Largest Lead.....	25 vs. Cameron
Largest Deficit.....	16 vs. Oklahoma State
Largest Deficit Overcome	10 vs. UT Arlington
Largest Unanswered Streak.....	11-0 vs. Cameron
Opp. Largest Unanswered Streak.....	9-0 vs. Cameron

MEAN GREEN ACCOLADES AND HONORS

North Texas

- Sun Belt Preseason Poll's West Division leader
- Named the Sun Belt West's best preseason squad by ESPN Blue Ribbon, Sporting News, Athlon, Yahoo and Lindy's, among other publications

Eric Tramiel

- Preseason All-Sun Belt Conference First-Team
- Preseason All-Sun Belt team - Sporting News, Athlon, Yahoo, Lindy's (2nd team)
- 2008-09 Third-Team All-Sun Belt

Josh White

- Preseason All-Sun Belt Conference Second-Team
- 2009 Sun Belt All-Tournament team

STARTING LINEUPS & RECORDS

Game	1	2	3	4	5	Result
Cameron	White	Shorter.....	Thompson	Tramiel	Odufuwa.....	W 80-62
UT Arlington.....	White	Shorter.....	Thompson	Tramiel	Odufuwa.....	W 101-99 2OT
Oklahoma State	White	Shorter.....	Thomas	Tramiel	Odufuwa.....	L 82-68
Jackson State	White	Thompson	Thomas	Tramiel	Odufuwa.....	W 68-58
Boise State.....	White	Thompson	Thomas	Tramiel	Odufuwa.....	L 79-73
Univ Southwest						
Rice						
Texas A&M.....						
ULM						
Florida International.....						
Southeastern Louisiana						
Texas Southern.....						
UALR						
Arkansas State						
Louisiana-Lafayette.....						
New Orleans						
Troy						
Arkansas State						
South Alabama						
Western Kentucky						
Middle Tennessee.....						
Florida Atlantic.....						
Florida International.....						
New Orleans						
Denver.....						
Houston Baptist.....						
UALR						
Louisiana-Lafayette.....						
ULM						

MEAN GREEN MILESTONE GAMES

Double Figure Points

George Odufuwa.....	4
Eric Tramiel.....	4
Josh White	3
Richard Thomas	2
Jacob Holmen.....	1
Shannon Shorter	1

Double-Doubles

George Odufuwa.....	3
---------------------	---

20+ Point Games

Josh White	1
------------------	---

30+ Point Games

Josh White	1
------------------	---

Three Or More Blocks

George Odufuwa.....	1
---------------------	---

Five Or More Steals

Double Figure Rebounds

George Odufuwa.....	3
---------------------	---

Five Or More Assists

Josh White	2
------------------	---

THE LAST TIME A MEAN GREEN PLAYER ...

Had 30 or more points

35 - Josh White vs. UT Arlington, 11/18/09

Had 15 or more rebounds

24 - George Odufuwa vs. Cameron, 11/13/09

Had 10 or more assists

13 - Terence White vs. Texas A&M Corpus Christi, 2/02/00

Had 5 or more blocks

5 - Jeffrey Simpson vs. UALR, 3/03/06

Had 5 or more steals

5 - Rich Young vs. Rice, 11/18/06

Made 90% or more FGA (min 5 att)

1.000 - Tristan Thompson vs. Sam Houston State (6-6), 12/3/08

Made 80% or more FGA (min 5 att)

.857 - Kedrick Hogans vs. Florida International (6-7), 1/22/09

Made 70% or more FGA (min 5 att)

.714 - Harold Stewart vs. Western Kentucky (5-7), 3/9/09

Made 100% FTA (min 5 att)

1.000 - Josh White vs. Florida Atlantic (5-5), 3/4/09

Made 90% or more FTA (min 5 att)

.923 - Tristan Thompson vs. Middle Tennessee (12-13), 3/8/09

Made 8 or more 3PT's

8 - Joe Ervin vs. Arkansas, 12/30/98

Had a double-double (pts/rbs)

George Odufuwa vs. Jackson State (11 pts / 11 reb), 11/24/09

Had consecutive double-doubles (pts/rbs)

George Odufuwa vs. Cameron (11/13/09) & UT Arlington (11/18/09)

Had a double-double (pts/asst)

Terence White vs. Texas A&M-CC (15 pts /13 asst), 12/2/00

Had a triple-double (pts/rbs/asst)

Jesse Ratliff vs. Sam Houston St. (20pts/16reb/10asst), 2/13

Had a perfect shooting night (min 5 fg & ft att)

Tristan Thompson vs. Sam Houston St. (6-6 fg/2-2 3fg/6-6 ft), 12/3/08

THE LAST TIME A MEAN GREEN TEAM ...

Scored 100 or more points

101 - vs. UT Arlington, 11/18/09

Allowed 100 or more points

100 - vs. Oklahoma State, 11/17/08

Scored 50 or fewer points

48 - vs. Princeton, 12/05/98

Held an opponent under 50 points

40 - vs. ULM, 2/20/08

Won an overtime game

101-99 (2OT) - vs. UT Arlington, 11/18/09

Had 50 or more rebounds

50 - vs. Cameron, 11/13/09

Had 20 or more assists

21 - vs. Troy, 2/01/07

Had 10 or more steals

10 - vs. Middle Tennessee, 1/27/08

Had 5 or more blocks

7 - vs. Jackson State, 11/24/09

Five or more players in double-figures

6 - vs. ULM, 2/19/09

Made 60% or higher FGs

.604 - vs. Middle Tennessee (29-48), 2/14/09

Made 50% or higher 3pt FGs

.500 - vs. Middle Tennessee (4-8), 3/8/09

Made 90% or higher FTs

.905 - vs. UT Arlington (19-21), 12/29/08

NORTH TEXAS RECORDS WATCH

Career Scoring

24.....909	Quincy Williams.....	2004-08
25.....907	Terry Bailey	1974-76
26.....900	Al Shumate.....	1969-71
27.....889	Waymond Lister	1975-79
28.....888	Ronnie Morgan	1987-90
29.....860	Adam Smith	1993-95
30.....850	Josh White.....	2008-Pr
31.....844	Carl Jones.....	1973-76

Career Free Throw Percentage (min. 90 att)

1.....87.14 (244-280)	Josh White.....	2008-Pr
2.....87.08	Garland Bailey	1963-64
3.....83.19 (99-119)	Dominique Johnson	2009-Pr
4.....82.38	Leonard Hopkins	2002-05
5.....81.91	Tom Etchison.....	1994-95
6.....81.62	Joe Hamilton	1969-70
7.....81.52	Jon Manning.....	1978-79
8.....79.31	Donell Hayden.....	1991
9.....79.19	Cedric Carson	1991-92
10.....79.17	George King	1994-96
11.....78.86	Kendrick Davis	2006-07
12.....78.84 (190-241)	Tristan Thompson	2008-Pr
13.....78.77	Tony Wright	1973-75

Career Field Goal Percentage

1.....585	John Horrocks	1981-83
2.....581	Terry Bailey.....	1974-76
3.....572 (154-269)	Eric Tramiel.....	2009-Pr
4.....570	Will Smith	2000-04
5.....559	Adam Smith.....	1993-95
6.....555	Jeffrey Simpson	2004-06
7.....554	Sean Riley.....	1995-97
8.....543	Keith Wooden.....	2006-08
9.....540	Keenan DuBose	1985-87
10.....539	Xavier Henton	1991-94
11.....532 (91-171)	Kedrick Hogans	2008-Pr
12.....531	Michael DeGrate	2002-04

Career 3-Point Percentage

1.....431	George King.....	1993-96
2.....413	Chad Elstun	1995-97
3.....406	Rich Young.....	2005-07
4.....391	Calvin Watson	2003-07
.....391	Adam McCoy	2007-09
6.....389 (44-113)	Dominique Johnson	2009-Pr
7.....381 (98-257)	Josh White	2008-Pr
8.....377	Collin Dennis.....	2007-09
9.....376	Isaac Hines	2004-06
10.....364 (59-162)	Tristan Thompson.....	2008-Pr
11.....361	Tony Worrell.....	1986-88
12.....360	Kendrick Davis.....	2005-07
13.....355	Ray Schufford.....	1989-91

JOHNNY JONES head coach

Age: 48
Alma Mater: Louisiana State ('85)
Record: 129-114 (9th Season)
Overall Record: 144-130 (10th season)
Previous Job: Alabama Asst. Coach (2000-01)
Playing Experience: LSU (1980-84)
Hometown: DeRidder, Louisiana
 DeRidder High School (1976-80)

Jones Coaching Experience

Year	School	Position
2001-Cur.	North Texas	Head Coach
2000-01	Alabama	Asst. Coach
1999-00	Memphis	Interim Head Coach
1997-99	Memphis	Assoc. Head Coach
1994-97	LSU	Assoc. Head Coach
1984-94	LSU	Asst. Coach
1987-88	LSU	Admin. Asst.

Jones Year-by-Year

Year	Overall	Conf.	Finish
2001-02	15-14	8-7	4th-West
2002-03	7-21	2-13	6th-West
2003-04	13-15	8-7	3rd West
2004-05	14-14	6-9	T4th-West
2005-06	14-14	6-9	T4th-West
2006-07	23-11	10-8	3rd West*
2007-08	20-11	10-8	3rd West
2008-09	20-12	11-7	2nd West
2009-10	3-2	0-0	
Totals	129-114	61-68	

* Sun Belt Tournament Champion

North Texas Career Coaching Wins

Coach	Wins	Seasons
Pete Shands	224	22
Bill Blakeley	134	8
Johnny Jones	129	9th
Jimmy Gales	84	7



- **April 16, 2001** - Jones named 16th head coach in North Texas history, taking over for Vic Trilli who compiled a 20-87 record in four years.
- **Nov. 16, 2001** - Jones won his first game as head coach at North Texas, defeating Southwest Missouri State 79-77 at the Super Pit.
- **March 1, 2002** - Jones and the Mean Green defeated Florida International in the Sun Belt Conference Tournament. The game marked NT's first ever victory in the SBC Tournament and its first in any conference tournament since the 1995-96 season.
- **March 2, 2002** - North Texas ended the season with a 15-14 record to give the Mean Green its first winning season in six years. NT posted the nation's third best one season improvement in winning percentage for 2000-01 to 2001-02.
- **Dec. 7, 2002** - Jones led the Mean Green to a victory over Winthrop at the Brother's Air and Heat Championship game, giving North Texas its first regular-season tournament title in more than 20 years.
- **Dec. 6, 2003** - North Texas picked up its biggest margin of victory in school history in a 109-49 win over Hardin-Simmons.
- **Feb. 26, 2003** - Jones picks up his 50th career victory with an 84-81 overtime victory over 2004 Sun Belt Conference

- **Nov. 9, 2005** - Jones and his staff signed four players on the first day of the early signing period and, including Arizona State transfer Keith Wooden, had the 29th ranked class in the nation for the early signing period according to Hoop Scoop.
- **Nov. 18, 2005** - Jones won his 50th game at North Texas with the victory over Hardin-Simmons in the season opener.
- **Nov. 12, 2006** - In what is being referred to as his signature win, Jones' Mean Green toppled NIT participant Charlotte 90-72 on the road.
- **Dec. 19, 2006** - Jones leads the Mean Green to another program first - its first win over Western Kentucky in eight tries.
- **Feb. 15, 2007** - Jones scores his 80th victory at North Texas, passing John Reid for fourth all-time.
- **March 6, 2007** - Jones gives NT its first-ever Sun Belt Conference title with an 83-75 win over Arkansas State.
- **March 16, 2007** - North Texas plays in its first NCAA Tournament game since 1988, falling to Memphis 73-58 in the opening round.
- **Nov. 11, 2007** - In front of the largest Super Pit crowd since 1980 (6,793), Jones and the Mean Green knocked

- off Oklahoma State 82-73.
- **Dec. 1, 2007** - Down 21 points at New Mexico State with 14:20 remaining, Jones and the Mean Green engineer the biggest comeback in school history. NT beat the Aggies 75-72 in regulation.
- **Feb. 2, 2008** - Jones records his 100th win at North Texas with a 60-57 victory over Florida International. Only Bill Blakeley reached the milestone faster at NT.
- **Feb. 20, 2008** - North Texas records one of the most lopsided road victories in school history in a 72-40 drubbing of Louisiana at Monroe. It is the largest margin of defeat in Fant-Ewing Coliseum history, and the least amount of points by an NT opponent since 1994.
- **March 5, 2008** - A win over Arkansas State in the Sun Belt Conference opening round secures a second straight 20-win season for the Mean Green.
- **Dec. 31, 2008** - Jones coaches the 250th game of his career, which has spanned eight seasons at NT and Memphis. Jones has amassed a 129-121 record.
- **Feb. 26, 2009** - With a win over Arkansas State, North Texas secured its 10th conference win for a third straight season, a feat not seen at NT since 1924-27.
- **Nov. 18, 2009** - Broke the 14-year hold UT Arlington had on North Texas with a 101-99 double OT win. The Mavericks had won the previous five meetings.

1 DOMINIQUE JOHNSON

5-10 • 162 • Sr. • G • 1L • Kansas City, Mo. (Arkansas-Fort Smith)

Has 6 assists to 3 turnover so far this year ... 2008-09: Finished his first season at NT ranked ninth in school history in assists with 120 ... 120 assists are the most by an NT player since 1999, and ranked 6th in SBC ... 1.69 A/TO ratio ranked 123rd in nation ... Posted 10 games of at least five assists ... Needs just 106 assists to reach NT's career top 10 list ... 83.8 FT% ranked second on the squad and 60th in the nation ... One of four NT players to average double figures (11.0 ppg) ... Posted two 20-point efforts, including SBC semifinal vs. WKU ... Went 5-of-8 (.625) from 3-point in Hot Springs.

CAREER HIGHS

Points: 20, last vs. WKU (3/09/09)
 FG Made: 8, last vs. WKU (3/09/09)
 3-FG Made: 4, last vs. WKU (3/09/09)
 FT Made: 9 vs. Indiana St. (11/23/08)
 Assists: 7, last vs. ULL (2/7/09)
 Rebounds: 6 vs. Arkansas St. (1/10/09)
 Steals: 3, last vs. Denver (1/15/09)
 Blocks: 1, last vs. JSU (11/24/09)
 Minutes: 48 vs. Arkansas St. (1/10/09)



Opponent	Date	gs	min	Total		3-Pointers		Free throws		Rebounds				pf	a	t/o	blk	stl	pts	avg
				fg-fga	pct	3fg-fga	pct	ft-fta	pct	off	def	tot	avg							
at UT Arlington	11/18/09		15	1-5	.200	0-2	.000	1-2	.500	0	1	1	1.0	2	3	1	0	1	3	3.0
at Oklahoma State	11/21/09		19	2-6	.333	0-1	.000	5-6	.833	0	3	3	2.0	1	1	0	0	0	9	6.0
JACKSON STATE	11/24/09		10	0-2	.000	0-1	.000	0-0	.000	0	2	2	2.0	2	2	2	1	0	0	4.0
Totals		0	44	3-13	.231	0-4	.000	6-8	.750	0	6	6	2.0	5	6	3	1	1	12	4.0

Games played: 3
 Minutes/game: 14.7
 Points/game: 4.0
 FG Pct: 23.1
 3FG Pct: 0.0
 FT Pct: 75.0

Rebounds/game: 2.0
 Assists/game: 2.0
 Turnovers/game: 1.0
 Assist/turnover ratio: 2.0
 Steals/game: 0.3
 Blocks/game: 0.3


3 ALZEE WILLIAMS

6-4 • 168 • Fr. • G • HS • Dallas (Mississippi Elite Christian Academy)

Has 5 point outings vs UTA and Jackson State ... 2008-09: Honed his shooting over 20 ppg ... Dropped a career-high 36 points on Laurinburg Prep ... Was the District 13-4A MVP as a senior at Lincoln High School in Dallas ... Ranked by Texashoops.com as the No. 117th best player in the class of '08 ... Selected the Dallas Morning News' High School Player of the Week on Jan. 13, 2008 ... Averaged 17.3 points per game, which ranked second in the district and 17th in the DFW area ... Connected on 37 three-pointers, and also averaged 3.3 rpg.

CAREER HIGHS

Points: 5, last vs. JSU (11/24/09)
 FG Made: 2 vs. JSU (11/24/09)
 3-FG Made: 1 vs. JSU (11/24/09)
 FT Made: 3 vs. UTA (11/18/09)
 Assists: -
 Rebounds: 2, last vs. JSU (11/24/09)
 Steals: 1 vs. UTA (11/18/09)
 Blocks: -
 Minutes: 23 vs. UTA (11/18/09)



Opponent	Date	gs	min	Total		3-Pointers		Free throws		Rebounds				pf	a	t/o	blk	stl	pts	avg
				fg-fga	pct	3fg-fga	pct	ft-fga	pct	off	def	tot	avg							
CAMERON	11/13/09		14	1-2	.500	0-1	.000	0-0	.000	0	1	1	1.0	1	0	0	0	0	2	2.0
at UT Arlington	11/18/09		23	1-2	.500	0-1	.000	3-4	.750	1	1	2	1.5	4	0	1	0	1	5	3.5
at Oklahoma State	11/21/09		3	0-0	.000	0-0	.000	0-0	.000	0	0	0	1.0	1	0	1	0	0	0	2.3
JACKSON STATE	11/24/09		10	2-3	.667	1-2	.500	0-0	.000	0	2	2	1.3	2	0	0	0	0	5	3.0
at Boise State	11/28/09		7	0-2	.000	0-1	.000	0-0	.000	0	0	0	1.0	0	0	0	0	0	0	2.4
Totals		0	57	4-9	.444	1-5	.200	3-4	.750	1	4	5	1.0	8	0	2	0	1	12	2.4

Games played: 5
 Minutes/game: 11.4
 Points/game: 2.4
 FG Pct: 44.4
 3FG Pct: 20.0
 FT Pct: 75.0

Rebounds/game: 1.0
 Turnovers/game: 0.4
 Steals/game: 0.2

4 GEORGE ODUFUWA

6-8 • 240 • Jr. • F • 1L • Dallas, Texas (Arizona State)

Had 3 double-doubles in the first four games of the year, giving the junior 5 for his career ... Hauled in 24 rebounds vs Cameron - 4th most in NT history ... Became just the 9th player in the NCAA since 2005-06 to grab 24 boards or more ... Career-high 16 points vs UTA ... 2008-09: Ranked 6th in the Sun Belt with 6.6 rebounds per game ... 18 boards vs. Troy are most by an SBC player in 2008-09, and ranks 18th in NT history ... Named ESPN The Magazine Academic All-District First Team ... 21 blocks in 08-09 ties for second on the team ... 0.7 blocks per game tied for 15th in the SBC.

CAREER HIGHS

Points: 16 vs. UTA (11/18/09)
 FG Made: 6 vs. SHSU (11/20/08)
 3-FG Made: -
 FT Made: 8 vs. UTA (11/18/09)
 Assists: 4 vs. SHSU (11/20/08)
 Rebounds: 24 vs. Cameron (11/13/09)
 Steals: 3, last vs. UTA (11/18/09)
 Blocks: 4 vs. SHSU (11/20/08)
 Minutes: 44 vs. UTA (11/18/09)



Opponent	Date	gs	min	Total		3-Pointers		Free throws		Rebounds				pf	a	t/o	blk	stl	pts	avg
				fg-fga	pct	3fg-fga	pct	ft-fga	pct	off	def	tot	avg							
CAMERON	11/13/09	*	29	4-10	.400	0-0	.000	4-7	.571	6	18	24	24.0	0	1	3	2	1	12	12.0
at UT Arlington	11/18/09	*	44	4-4	1.000	0-0	.000	8-10	.800	1	10	11	17.5	3	1	4	3	3	16	14.0
at Oklahoma State	11/21/09	*	34	4-7	.571	0-0	.000	3-4	.750	1	6	7	14.0	1	1	2	1	0	11	13.0
JACKSON STATE	11/24/09	*	36	4-8	.500	0-0	.000	3-7	.429	4	7	11	13.3	2	0	1	2	2	11	12.5
at Boise State	11/28/09	*	17	2-4	.500	0-0	.000	1-2	.500	2	2	4	11.4	3	3	3	0	0	5	11.0
Totals			5	18-33	.545	0-0	.000	19-30	.633	14	43	57	11.4	9	6	13	8	6	55	11.0

Games played: 5
 Minutes/game: 32.0
 Points/game: 11.0
 FG Pct: 54.5
 FT Pct: 63.3

Rebounds/game: 11.4
 Assists/game: 1.2
 Turnovers/game: 2.6
 Assist/turnover ratio: 0.5
 Steals/game: 1.2
 Blocks/game: 1.6

10 JOSH WHITE

5-10 • 175 • Jr. • G • 2L • Baton Rouge, La. (Christian Life Academy)

850 career points ranks 30th in NT history ... Still averaging 20.0 ppg against Big XII opponents ... Recorded his 41st career double-digit game with career-high 35 points at UTA, making him the 23rd player in NT history to reach 35 points ... Preseason Second Team All-Sun Belt ... 2008-09: Finished second in the nation with a 90.6 (96-of-106) FT%, which smashed the school record ... Earned All-Sun Belt Tournament Team honors after averaging 20.0 ppg on 52.8% shooting and 4.3 apg ... Posted three separate streaks of 20-plus FT makes in 08-09 ... Last two outings vs. MTSU went for 26 and 27 pts, including SBC quarterfinal.

CAREER HIGHS

Points: 35 vs. UTA (11/18/09)
 FG Made: 9, last vs. Boise St. (11/28/09)
 3-FG Made: 6 vs Texas (12/5/07)
 FT Made: 15 vs. UTA (11/18/09)
 Assists: 7, last vs. WKU (3/09/09)
 Rebounds: 8 vs Okla. State (11/17/08)
 Steals: 3 vs Okla. State (11/14/07)
 Blocks: -
 Minutes: 46, last vs. UTA (11/18/09)



Opponent	Date	gs	min	Total		3-Pointers		Free throws		Rebounds				pf	a	t/o	blk	stl	pts	avg	
				fg-fga	pct	3fg-fga	pct	ft-fta	pct	off	def	tot	avg								
CAMERON	11/13/09	*	30	6-9	.667	5-6	.833	2-3	.667	1	3	4	4.0	2	4	2	0	0	19	19.0	
at UT Arlington	11/18/09	*	46	9-14	.643	2-4	.500	15-18	.833	2	5	7	5.5	1	4	7	0	0	35	27.0	
at Oklahoma State	11/21/09	*	35	1-6	.167	0-3	.000	2-2	1.000	0	1	1	4.0	1	5	4	0	0	4	19.3	
JACKSON STATE	11/24/09	*	32	0-5	.000	0-2	.000	4-4	1.000	1	3	4	4.0	0	4	4	0	1	4	15.5	
at Boise State	11/28/09	*	34	9-16	.563	3-7	.429	2-2	1.000	0	3	3	3.8	2	6	3	0	0	23	17.0	
Totals			5	177	25-50	.500	10-22	.455	25-29	.862	4	15	19	3.8	6	23	20	0	1	85	17.0

Games played: 5
 Minutes/game: 35.4
 Points/game: 17.0
 FG Pct: 50.0
 3FG Pct: 45.5
 FT Pct: 86.2

Rebounds/game: 3.8
 Assists/game: 4.6
 Turnovers/game: 4.0
 Assist/turnover ratio: 1.2
 Steals/game: 0.2


11 ANTWONE MATLOCK

6-1 • 177 • Sr. • G • 1L • Dallas, Texas (Trinidad State)

2008-09: Saw first action in a Mean Green uniform versus Cameron, landing a layup on 1-of-2 shooting ... Grabbed season-high seven minutes vs. Louisiana-Lafayette, pulling down 2 rebounds ... Also saw time against Sun Belt foes Florida Atlantic, ULM, Denver, and Western Kentucky (Sun Belt Tournament semifinal).

CAREER HIGHS

Points: 2 vs. Cameron (11/14/08)
 FG Made: 1 vs. Cameron (11/14/08)
 3-FG Made: -
 FT Made: -
 Assists: -
 Rebounds: 2 vs. ULL (2/7/09)
 Steals: -
 Blocks: -
 Minutes: 7 vs. ULL (2/7/09)



Opponent	Date	gs	min	Total		3-Pointers		Free throws		Rebounds				pf	a	t/o	blk	stl	pts	avg
				fg-fga	pct	3fg-fga	pct	ft-fta	pct	off	def	tot	avg							
CAMERON	11/13/09		1	0-1	.000	0-1	.000	0-0	.000	0	0	0	0.0	1	0	0	0	0	0	0.0
Totals		0	1	0-1	.000	0-1	.000	0-0	.000	0	0	0	0.0	1	0	0	0	0	0	0.0

Games played: 1
 Minutes/game: 1.0
 FG Pct: 0.0
 3FG Pct: 0.0

12 NICK GOFF

6-4 • 180 • Fr. • G • HS • Columbus, Ohio (St. Francis DeSales)

Hit a pair of free throws in his first action at NT vs Cameron ... 2008-09: Was a standout at St. Francis DeSales in Columbus, Ohio, earning All-Central District Division II Third-Team honors ... Scored 13.7 points per game in leading St. Francis to the state semifinal game, where they fell to national powerhouse St. Vincent-St. Mary - the alma mater of LeBron James ... Had the Stallions ranked No. 8 in the state of Ohio heading into the state tournament ... As a junior, Goff was an honorable mention honoree to the All-Central District Division II.

CAREER HIGHS

Points: 2 vs. Cameron (11/13/09)
 FG Made: -
 3-FG Made: -
 FT Made: 2 vs. Cameron (11/13/09)
 Assists: -
 Rebounds: -
 Steals: -
 Blocks: -
 Minutes: 1 vs. Cameron (11/13/09)



Opponent	Date	gs	min	Total		3-Pointers		Free throws		Rebounds				pf	a	t/o	blk	stl	pts	avg
				fg-fga	pct	3fg-fga	pct	ft-fta	pct	off	def	tot	avg							
CAMERON	11/13/09		1	0-0	.000	0-0	.000	2-2	1.000	0	0	0	0.0	0	0	1	0	0	2	2.0
Totals		0	1	0-0	.000	0-0	.000	2-2	1.000	0	0	0	0.0	0	0	1	0	0	2	2.0

Games played: 1
 Minutes/game: 1.0
 Points/game: 2.0
 FT Pct: 100.0

Turnovers/game: 1.0


14 TRISTAN THOMPSON

6-5 • 190 • Jr. • G • 2L • Angleton, Texas (Brewster Academy)

2008-09: NT's 2nd highest scoring threat with 11.4 ppg ... Had five 20-point games in 08-09, including career scoring efforts in three of four games in December, culminating in a 27 point outing at ULL ... Was named the Sun Belt Player of the Week on Dec. 10 ... Shot 45.1 percent from deep in SBC play, which ranked fourth in the league ... Recorded first perfect night in NT history versus Sam Houston - 6-6 FG, 2-2 3-point, 6-6 FT ... 79.1 FT% ranked 4th on the squad and 9th in the Sun Belt ... 13 FT's vs ULL are tied for 2nd most by an SBC player.

CAREER HIGHS

Points: 27 vs. UL (12/18/08)
 FG Made: 11 vs. UL (12/18/08)
 3-FG Made: 5 vs. UL (12/18/08)
 FT Made: 13 vs. UL (2/7/09)
 Assists: 4 vs Troy (1/3/08)
 Rebounds: 8, last vs NMSU (12/1/07)
 Steals: 3 vs Centenary (12/20/07)
 Blocks: 1, last vs. Houston (11/29/08)
 Minutes: 41 vs. Arkansas St. (1/10/09)



Opponent	Date	gs	min	Total		3-Pointers		Free throws		Rebounds				pf	a	t/o	blk	stl	pts	avg	
				fg-fga	pct	3fg-fga	pct	ft-fta	pct	off	def	tot	avg								
CAMERON	11/13/09	*	16	1-3	.333	0-2	.000	3-4	.750	1	2	3	3.0	1	0	1	0	0	5	5.0	
at UT Arlington	11/18/09	*	25	1-5	.200	0-0	.000	7-9	.778	1	3	4	3.5	4	3	3	0	0	9	7.0	
at Oklahoma State	11/21/09		15	2-6	.333	1-2	.500	0-0	.000	3	2	5	4.0	2	1	2	0	0	5	6.3	
JACKSON STATE	11/24/09	*	21	1-7	.143	0-1	.000	3-4	.750	0	2	2	3.5	1	3	2	0	0	5	6.0	
at Boise State	11/28/09	*	24	2-7	.286	2-4	.500	1-2	.500	0	4	4	3.6	1	1	1	0	0	7	6.2	
Totals			4	101	7-28	.250	3-9	.333	14-19	.737	5	13	18	3.6	9	8	9	0	0	31	6.2

Games played: 5
 Minutes/game: 20.2
 Points/game: 6.2
 FG Pct: 25.0
 3FG Pct: 33.3
 FT Pct: 73.7

Rebounds/game: 3.6
 Assists/game: 1.6
 Turnovers/game: 1.8
 Assist/turnover ratio: 0.9

15 BEN KNOX

6-10 • 221 • Fr. • C • RS • Arlington, Texas (Grace Prep Academy)

Posted 4 points on 2-2 shooting at Boise State ... Saw first action at NT and grabbed 1 rebound vs Cameron ... 2008-09: Took a redshirt ... Was a TAPPS Second-Team All-State selection as a senior ... Guided Grace Prep to the TAPPS state title game in each of the last two seasons ... Ranked as the No. 62 recruit in the state by TexasHoops.com ... Listed as No. 354 among the top 1,000 players in the country by HoopScoopOnline.com ... Averaged 10 points, nine rebounds and three blocks per game in 2007-08 ... Had the Lions ranked 5th in state after shooting 60% from the floor and averaging 7.0 rpg.

CAREER HIGHS

Points: 4 vs. Boise St. (11/28/09)
 FG Made: 2 vs. Boise St. (11/28/09)
 3-FG Made: -
 FT Made: -
 Assists: 1 vs. Boise St. (11/28/09)
 Rebounds: 1, last vs. Boise St. (11/28/09)
 Steals: -
 Blocks: -
 Minutes: 4 vs. Boise St. (11/28/09)



Opponent	Date	gs	min	Total		3-Pointers		Free throws		Rebounds				pf	a	t/o	blk	stl	pts	avg
				fg-fga	pct	3fg-fga	pct	ft-fta	pct	off	def	tot	avg							
CAMERON	11/13/09		1	0-0	.000	0-0	.000	0-0	.000	1	0	1	1.0	0	0	0	0	0	0	0.0
at Boise State	11/28/09		4	2-2	1.000	0-0	.000	0-0	.000	1	0	1	1.0	0	1	1	0	0	4	2.0
Totals		0	5	2-2	1.000	0-0	.000	0-0	.000	2	0	2	1.0	0	1	1	0	0	4	2.0

Games played: 2
 Minutes/game: 2.5
 Points/game: 2.0
 FG Pct: 100.0

Rebounds/game: 1.0
 Assists/game: 0.5
 Turnovers/game: 0.5
 Assist/turnover ratio: 1.0

20 COLLIN MANGRUM

6-4 • 190 • Jr. • G • 2L • Howe, Texas (Howe HS)

Shooting 10-18 (.556) from the floor after entering '09-10 with .288 career shooting percentage (19-66) ... Has at least 4 points in every appearance in '09-10 ... Went 2-2 for 5 points at Oklahoma State ... Saw first action in a season opener since 2006-07 and had 9 points vs Cameron ... 2008-09: Exploded for career highs in points (19), field goals (7) and 3-pointers (5) in break-out game vs Middle Tennessee ... Missed all of 2007-08 and the final nine games of the 08-09 season after exacerbating chronic injuries that required multiple surgeries following the 2006-07 season.

CAREER HIGHS

Points: 19 vs. MTSU (12/31/08)
 FG Made: 7 vs. MTSU (12/31/08)
 3-FG Made: 5 vs. MTSU (12/31/08)
 FT Made: 4, last vs Jarvis (12/22/06)
 Assists: 1, last vs. FAU (1/17/09)
 Rebounds: 4, last vs. ULL (2/7/09)
 Steals: 2, last vs. JSU (11/24/09)
 Blocks: 1, last vs. JSU (11/24/09)
 Minutes: 23 vs Jarvis Christian (12/22/06)



Opponent	Date	gs	min	Total		3-Pointers		Free throws		Rebounds				pf	a	t/o	blk	stl	pts	avg
				fg-fga	pct	3fg-fga	pct	ft-fta	pct	off	def	tot	avg							
CAMERON	11/13/09		12	3-7	.429	1-3	.333	2-2	1.000	0	0	0	0.0	2	0	0	0	0	9	9.0
at Oklahoma State	11/21/09		10	2-2	1.000	1-1	1.000	0-0	.000	0	1	1	0.5	1	0	1	0	0	5	7.0
JACKSON STATE	11/24/09		15	3-6	.500	1-4	.250	0-0	.000	0	0	0	0.3	4	0	1	1	2	7	7.0
at Boise State	11/28/09		16	2-3	.667	0-0	.000	0-1	.000	0	0	0	0.3	2	0	0	0	0	4	6.3
Totals		0	53	10-18	.556	3-8	.375	2-3	.667	0	1	1	0.3	9	0	2	1	2	25	6.3

Games played: 4
 Minutes/game: 13.3
 Points/game: 6.3
 FG Pct: 55.6
 3FG Pct: 37.5
 FT Pct: 66.7

Rebounds/game: 0.3
 Turnovers/game: 0.5
 Steals/game: 0.5
 Blocks/game: 0.3

21 SHANNON SHORTER

6-4 • 200 • Jr. • G • TR • Houston (Paris JC)

Started season opener vs Cameron, and racked up 11 points in the 2OT win over UTA ... 2008-09 Paris: Poured in 15.7 points per game and 9.0 rebounds per game in the Region XIV Tourney, earning an All-Tournament Team selection to go with his All-Conference bid ... Shorter led the Dragons to a 25-6 record and a national top 10 ranking for a third straight season ... A strong defensive presence, Shorter and Paris finished sixth nationally in defensive points allowed ... Averaged 9.9 points on 52.0 percent shooting and 5.1 rebounds per game overall as a sophomore ... Hit 86-of-116 FT attempts (74.1%) in 09.

CAREER HIGHS

Points: 11 vs. UTA (11/18/09)
 FG Made: 3 vs. UTA (11/18/09)
 3-FG Made: 1 vs. OSU (11/21/09)
 FT Made: 5 vs. UTA (11/18/09)
 Assists: 2, last vs. UTA (11/18/09)
 Rebounds: 4 vs. UTA (11/18/09)
 Steals: 1, last vs. OSU (11/21/09)
 Blocks: -
 Minutes: 28 vs. UTA (11/18/09)



Opponent	Date	gs	min	Total		3-Pointers		Free throws		Rebounds				pf	a	t/o	blk	stl	pts	avg	
				fg-fga	pct	3fg-fga	pct	ft-fga	pct	off	def	tot	avg								
CAMERON	11/13/09	*	21	0-3	.000	0-2	.000	2-2	1.000	0	2	2	2.0	0	2	2	0	0	2	2.0	
at UT Arlington	11/18/09	*	28	3-8	.375	0-2	.000	5-7	.714	2	2	4	3.0	3	2	1	0	1	11	6.5	
at Oklahoma State	11/21/09	*	17	2-5	.400	1-1	1.000	2-2	1.000	2	2	4	3.3	3	1	2	0	1	7	6.7	
JACKSON STATE	11/24/09		7	1-2	.500	0-0	.000	0-0	.000	0	1	1	2.8	0	0	1	0	0	2	5.5	
at Boise State	11/28/09		8	0-2	.000	0-0	.000	0-0	.000	0	2	2	2.6	0	0	1	0	0	0	4.4	
Totals			3	81	6-20	.300	1-5	.200	9-11	.818	4	9	13	2.6	6	5	7	0	2	22	4.4

Games played: 5
 Minutes/game: 16.2
 Points/game: 4.4
 FG Pct: 30.0
 3FG Pct: 20.0
 FT Pct: 81.8

Rebounds/game: 2.6
 Assists/game: 1.0
 Turnovers/game: 1.4
 Assist/turnover ratio: 0.7
 Steals/game: 0.4

23 RICHARD THOMAS

6-5 • 190 • Jr. • G • TR • Rosedale, N.Y. (Garden City CC)

Filled up the stat sheet at Boise State with 7 pts, 2 asst, 2 steals and 1 block ... Earned starting nod at OSU and had 5 points and 2 blocks ... Reached double-figures (12 pts) in first NT appearance in season opener ... 2008-09 Garden City: Named to the 2009 Region VI All-Tournament team at Garden City CC (Kan.) ... Represented the Broncbusters at the NJCAA All-Star Game, suiting up with his future Mean Green teammate Shannon Shorter (Paris JC) while scoring 10 points ... Ranked second at Garden City with 13.6 points per game.

CAREER HIGHS

Points: 12 vs. Cameron (11/13/09)
 FG Made: 3, last vs. Boise St. (11/28/09)
 3-FG Made: 2, last vs. JSU (11/24/09)
 FT Made: 4 vs. Cameron (11/13/09)
 Assists: 2 vs. Boise St. (11/28/09)
 Rebounds: 3 vs. JSU (11/24/09)
 Steals: 2 vs. Boise St. (11/28/09)
 Blocks: 2 vs. OSU (11/21/09)
 Minutes: 31 vs. Boise St. (11/28/09)



Opponent	Date	gs	min	Total		3-Pointers		Free throws		Rebounds				pf	a	t/o	blk	stl	pts	avg
				fg-fga	pct	3fg-fga	pct	ft-fa	pct	off	def	tot	avg							
CAMERON	11/13/09		24	3-7	.429	2-5	.400	4-5	.800	0	1	1	1.0	3	1	3	0	0	12	12.0
at UT Arlington	11/18/09		14	1-4	.250	1-3	.333	0-0	.000	0	2	2	1.5	1	0	1	1	0	3	7.5
at Oklahoma State	11/21/09	*	21	1-3	.333	1-3	.333	2-2	1.000	1	1	2	1.7	1	1	1	2	0	5	6.7
JACKSON STATE	11/24/09	*	26	3-5	.600	2-3	.667	3-4	.750	0	3	3	2.0	4	1	0	0	0	11	7.8
at Boise State	11/28/09	*	31	3-11	.273	1-6	.167	0-0	.000	1	1	2	2.0	2	2	6	1	2	7	7.6
Totals		3	116	11-30	.367	7-20	.350	9-11	.818	2	8	10	2.0	11	5	11	4	2	38	7.6

Games played: 5
 Minutes/game: 23.2
 Points/game: 7.6
 FG Pct: 36.7
 3FG Pct: 35.0
 FT Pct: 81.8

Rebounds/game: 2.0
 Assists/game: 1.0
 Turnovers/game: 2.2
 Assist/turnover ratio: 0.5
 Steals/game: 0.4
 Blocks/game: 0.8

25 ERIC TRAMIEL

6-7 • 230 • Sr. • F • 1L • Shreveport, La. (Paris JC)

Ranks 3rd in school history with 57.2 career FG% ... Bullied OSU for 16 points on 7-of-14 shooting ... 20th career double-digit scoring performance in season opener ... Preseason First Team All-Sun Belt ... 2008-09: Earned Third Team All-Sun Belt honors ... Was one of just 2 players in the SBC to average over 12.0 ppg and have at least 20 assists (26) and 20 blocks (21) ... Shot 57.9% in 08-09, which leads all SBC newcomers and ranked 3rd in the league ... Averaged 14.3 points and 7.6 rebounds on 58.8 percent shooting between New Years and the SBC Tourney ... Averaged 7.5 rpg in SBC play.

CAREER HIGHS

Points: 22 vs. FIU (1/22/09)
 FG Made: 9 vs. UALR (1/08/09)
 3-FG Made: 2 vs. Boise St. (11/28/09)
 FT Made: 13 vs. FAU (3/4/09)
 Assists: 3, last vs. ASU (2/26/09)
 Rebounds: 15 vs. FIU (1/22/09)
 Steals: 2 vs. FAU (3/4/09)
 Blocks: 4 vs. SHSU (11/20/08)
 Minutes: 36, last vs. USA (2/05/09)



Opponent	Date	gs	min	Total		3-Pointers		Free throws		Rebounds				pf	a	t/o	blk	stl	pts	avg	
				fg-fga	pct	3fg-fga	pct	ft-fta	pct	off	def	tot	avg								
CAMERON	11/13/09	*	29	3-7	.429	0-1	.000	5-8	.625	4	3	7	7.0	3	2	3	0	0	11	11.0	
at UT Arlington	11/18/09	*	20	1-3	.333	0-1	.000	3-3	1.000	0	3	3	5.0	5	0	0	0	1	5	8.0	
at Oklahoma State	11/21/09	*	32	7-14	.500	1-3	.333	1-1	1.000	0	3	3	4.3	5	0	0	1	0	16	10.7	
JACKSON STATE	11/24/09	*	29	6-9	.667	0-1	.000	3-5	.600	1	4	5	4.5	5	0	3	2	1	15	11.8	
at Boise State	11/28/09	*	33	5-8	.625	2-3	.667	2-5	.400	0	4	4	4.4	3	1	2	1	1	14	12.2	
Totals			5	143	22-41	.537	3-9	.333	14-22	.636	5	17	22	4.4	21	3	8	4	3	61	12.2

Games played: 5
 Minutes/game: 28.6
 Points/game: 12.2
 FG Pct: 53.7
 3FG Pct: 33.3
 FT Pct: 63.6

Rebounds/game: 4.4
 Assists/game: 0.6
 Turnovers/game: 1.6
 Assist/turnover ratio: 0.4
 Steals/game: 0.6
 Blocks/game: 0.8

30 JACOB HOLMEN

6-8 • 220 • Fr. • F • HS • Whitehouse, Texas (Whitehouse HS)

Hit first career 3-pointer at Boise State ... Team's leading rebounder at OSU with 8 boards ... Breakout game vs. UTA with 14 pts in 29 minutes ... Scored 4 points in first collegiate action in season opener ... High School: Was the District 11-4A Defensive POY and a First-Team All-East Texas selection by the Tyler Morning Telegraph following his junior season, and upped that to All-East Texas MVP in 2009 ... He adorned the cover of Texas Preps Basketball under the headline "The Magnificent 7" in the 2008 high school preview issue and proved them right with averages of 20 points and 11.5 rebounds.

CAREER HIGHS

Points: 14 vs. UTA (11/18/09)
 FG Made: 6 vs. UTA (11/18/09)
 3-FG Made: 1 vs. Boise St. (11/28/09)
 FT Made: 4 vs. JSU (11/24/09)
 Assists: 2 vs. Cameron (11/13/09)
 Rebounds: 8 vs. OSU (11/21/09)
 Steals: 1 vs. OSU (11/21/09)
 Blocks: 1 vs. UTA (11/18/09)
 Minutes: 29 vs. UTA (11/18/09)



Opponent	Date	gs	min	Total		3-Pointers		Free throws		Rebounds				pf	a	t/o	blk	stl	pts	avg
				fg-fga	pct	3fg-fga	pct	ft-fta	pct	off	def	tot	avg							
CAMERON	11/13/09		16	2-5	.400	0-1	.000	0-0	.000	1	1	2	2.0	1	2	0	0	0	4	4.0
at UT Arlington	11/18/09		29	6-12	.500	0-2	.000	2-4	.500	1	3	4	3.0	4	0	0	1	0	14	9.0
at Oklahoma State	11/21/09		13	3-8	.375	0-2	.000	0-1	.000	3	5	8	4.7	2	1	0	0	1	6	8.0
JACKSON STATE	11/24/09		11	1-1	1.000	0-0	.000	4-4	1.000	0	1	1	3.8	0	0	0	0	0	6	7.5
at Boise State	11/28/09		7	3-5	.600	1-1	1.000	0-0	.000	0	1	1	3.2	1	0	0	0	0	7	7.4
Totals		0	76	15-31	.484	1-6	.167	6-9	.667	5	11	16	3.2	8	3	0	1	1	37	7.4

Games played: 5
 Minutes/game: 15.2
 Points/game: 7.4
 FG Pct: 48.4
 3FG Pct: 16.7
 FT Pct: 66.7

Rebounds/game: 3.2
 Assists/game: 0.6
 Assist/turnover ratio: 99.9
 Steals/game: 0.2
 Blocks/game: 0.2

32 JAMIE EGENTI

6-8 • 265 • Jr. • F • TR • Watauga, Texas (North Lakes College)

Averaged 7.8 points, 5.4 rebounds and 1.3 blocks per game for North Lakes College, helping them claim their NJCAA Div. III National Championship ... Was a two-sport star at Haltom High School, winning the District 5-5A MVP award in 2005-06 ... Averaged 14.1 points, 10.1 rebounds and 1.2 blocks per game for the Buffalos ... Also lettered in football ... Is the oldest of seven children born to Henrietta and Emmanuel Egenti ... Born on Oct. 12, 1987.

CAREER HIGHS

Points: -
FG Made: -
3-FG Made: -
FT Made: -
Assists: -
Rebounds: -
Steals: -
Blocks: -
Minutes: -



33 TYLER HALL

6-2 • 175 • So. • G • HS • Pampa, Texas (Pampa HS)

Recorded a steal in 1 minute of play vs Cameron ... High School: A multi-sport standout at Pampa High School, Hall averaged 22 points, 6 rebounds and 5 assists per game as a senior ... Was named an all-district performer in each of his last two seasons, and was once named to the all-region team ... Scored a career-high double-double with 42 points and 11 rebounds in a single game ... Also lettered in track, where he qualified for regionals in the long jump ... Participated in the Faith 7 Texas vs. Oklahoma All-Star game ... Has two brothers, Brodie and Clayton ... Born on August 29, 1988 to Kitty and Terry Hall.

CAREER HIGHS

Points: -
 FG Made: -
 3-FG Made: -
 FT Made: -
 Assists: -
 Rebounds: -
 Steals: 1 vs. Cameron (11/13/09)
 Blocks: -
 Minutes: -



Opponent	Date	gs	min	Total		3-Pointers		Free throws		Rebounds				pf	a	t/o	blk	stl	pts	avg
				fg-fga	pct	3fg-fga	pct	ft-fta	pct	off	def	tot	avg							
CAMERON	11/13/09		1	0-1	.000	0-0	.000	0-0	.000	0	0	0	0.0	0	0	0	0	1	0	0.0
Totals		0	1	0-1	.000	0-0	.000	0-0	.000	0	0	0	0.0	0	0	0	0	1	0	0.0

Games played: 1
 Minutes/game: 1.0
 FG Pct: 0.0

Steals/game: 1.0

42 CAMERON SPENCER

6-7 • 264 • Jr. • F • SQ • Orange, Texas (Southern Methodist)

Game, team and career-high 8 rebounds at Boise State ... Tallied a jumper and a block vs. Jackson State ... Scored a bucket vs Cameron in his first action at NT ... Sat out the 2008-09 season due to NCAA transfer rules ... At SMU he played in 41 games over two years, hitting 53.6 percent from the floor and building a reputation as a staunch lane defender ... Was the first signee for SMU head coach Matt Doherty ... As a sophomore at SMU, Spencer piled up 43 rebounds, including 19 on the offensive glass ... He also tallied six blocks and six steals to go with five assists and 9-of-17 (52.9 percent) shooting on the year.

CAREER HIGHS

Points: 2, last vs. Boise St. (11/28/09)
 FG Made: 1, last vs. Boise St. (11/28/09)
 3-FG Made: -
 FT Made: -
 Assists: 1, last vs. Boise St. (11/28/09)
 Rebounds: 8 vs. Boise St. (11/28/09)
 Steals: -
 Blocks: 1, last vs. Boise St. (11/28/09)
 Minutes: 19 vs. Boise St. (11/28/09)



Opponent	Date	gs	min	Total		3-Pointers		Free throws		Rebounds				pf	a	t/o	blk	stl	pts	avg
				fg-fga	pct	3fg-fga	pct	ft-fga	pct	off	def	tot	avg							
CAMERON	11/13/09		5	1-2	.500	0-0	.000	0-0	.000	1	0	1	1.0	0	1	0	0	0	2	2.0
at UT Arlington	11/18/09		6	0-0	.000	0-0	.000	0-0	.000	0	1	1	1.0	0	0	2	0	0	0	1.0
at Oklahoma State	11/21/09		1	0-1	.000	0-0	.000	0-0	.000	0	0	0	0.7	1	0	0	0	0	0	0.7
JACKSON STATE	11/24/09		3	1-2	.500	0-0	.000	0-0	.000	0	1	1	0.8	0	0	0	1	0	2	1.0
at Boise State	11/28/09		19	1-2	.500	0-0	.000	0-0	.000	3	5	8	2.2	0	1	1	1	0	2	1.2
Totals		0	34	3-7	.429	0-0	.000	0-0	.000	4	7	11	2.2	1	2	3	2	0	6	1.2

Games played: 5
 Minutes/game: 6.8
 Points/game: 1.2
 FG Pct: 42.9

Rebounds/game: 2.2
 Assists/game: 0.4
 Turnovers/game: 0.6
 Assist/turnover ratio: 0.7
 Blocks/game: 0.4

NORTH TEXAS vs. UNIV OF THE SOUTHWEST

3-2 OVERALL, 0-0 SUN BELT WEST

2009-10 SEASON STATS TEAM/INDIVIDUAL

RECORD:	OVERALL	HOME	AWAY	NEUTRAL
ALL GAMES	3-2	2-0	1-2	0-0
CONFERENCE	0-0	0-0	0-0	0-0
NON-CONFERENCE	3-2	2-0	1-2	0-0

Pl a er	gp-gs	min	avg	Total		3-Point		F-Throw		Rebounds				pf	d	a	to	blk	stl	pts	avg
				fg-fga	fg	3fg-fga	3fg	ft-fa	ft	off	def	tot	avg								
10 White, Josh	5-5	177	35.4	25-50	.500	10-22	.455	25-29	.862	4	15	19	3.8	6	0	23	20	0	1	85	17.0
25 Tramiel, Eric	5-5	143	28.6	22-41	.537	3-9	.333	14-22	.636	5	17	22	4.4	21	3	3	8	4	3	61	12.2
04 Odufuwa, George	5-5	160	32.0	18-33	.545	0-0	.000	19-30	.633	14	43	57	11.4	9	0	6	13	8	6	55	11.0
23 Thomas, Richard	5-3	116	23.2	11-30	.367	7-20	.350	9-11	.818	2	8	10	2.0	11	0	5	11	4	2	38	7.6
30 Holmen, Jacob	5-0	76	15.2	15-31	.484	1-6	.167	6-9	.667	5	11	16	3.2	8	0	3	0	1	1	37	7.4
20 Mangrum, Collin	4-0	53	13.3	10-18	.556	3-8	.375	2-3	.667	0	1	1	0.3	9	0	0	2	1	2	25	6.3
14 Thompson, Tristan	5-4	101	20.2	7-28	.250	3-9	.333	14-19	.737	5	13	18	3.6	9	0	8	9	0	0	31	6.2
21 Shorter, Shannon	5-3	81	16.2	6-20	.300	1-5	.200	9-11	.818	4	9	13	2.6	6	0	5	7	0	2	22	4.4
01 Johnson, Dominique	3-0	44	14.7	3-13	.231	0-4	.000	6-8	.750	0	6	6	2.0	5	0	6	3	1	1	12	4.0
03 Williams, Alzee	5-0	57	11.4	4-9	.444	1-5	.200	3-4	.750	1	4	5	1.0	8	0	0	2	0	1	12	2.4
12 Goff, Nick	1-0	1	1.0	0-0	.000	0-0	.000	2-2	1.000	0	0	0	0.0	0	0	0	1	0	0	2	2.0
15 Knox, Ben	2-0	5	2.5	2-2	1.000	0-0	.000	0-0	.000	2	0	2	1.0	0	0	1	1	0	0	4	2.0
42 Spencer, Cameron	5-0	34	6.8	3-7	.429	0-0	.000	0-0	.000	4	7	11	2.2	1	0	2	3	2	0	6	1.2
33 Hall, Tyler	1-0	1	1.0	0-1	.000	0-0	.000	0-0	.000	0	0	0	0.0	0	0	0	0	0	1	0	0.0
11 Matlock, Antwone	1-0	1	1.0	0-1	.000	0-1	.000	0-0	.000	0	0	0	0.0	1	0	0	0	0	0	0	0.0
Team										10	13	23				2					
Total.....	5	1050		126-284	.444	29-89	.326	109-148	.736	56	147	203	40.6	94	3	62	82	21	20	390	78.0
Opponents.....	5	1051		138-329	.419	34-94	.362	70-103	.680	59	122	181	36.2	114	-	64	67	27	35	380	76.0

T	T	T	T	T	OPP	Date	Opponent	core	tt	
SCORING				390	380	11/13/09	CAMERON	w	80-62	1524
Points per game				78.0	76.0	11/18/09	at UT Arlington	wo2	101-99	1404
Scoring margin				+2.0	-	11/21/09	at Oklahoma State	L	68-82	10888
FIELD GOALS-ATT				126-284	138-329	11/24/09	JACKSON STATE	w	68-58	2164
Field goal pct				.444	.419	11/28/09	at Boise State	L	73-79	2650
3 POINT FG-ATT				29-89	34-94					
3-point FG pct				.326	.362					
3-pt FG made per game				5.8	6.8					
FREE THROWS-ATT				109-148	70-103					
Free throw pct				.736	.680					
F-Throws made per game				21.8	14.0					
REBOUNDS				203	181					
Rebounds per game				40.6	36.2					
Rebounding margin				+4.4	-					
ASSISTS				62	64					
Assists per game				12.4	12.8					
TURNOVERS				82	67					
Turnovers per game				16.4	13.4					
Turnover margin				-3.0	-					
Assist/turnover ratio				0.8	1.0					
STEALS				20	35					
Steals per game				4.0	7.0					
BLOCKS				21	27					
Blocks per game				4.2	5.4					
ATTENDANCE				3688	14942					
Home games-Avg/Game				2-1844	3-4981					
Neutral site-Avg/Game				-	0-0					

* - Conference game

core b	Periods	st	nd	OT	OT	Totals
North Texas		177	194	12	7	390
Opponents		174	189	12	5	380

2009-10 SEASON STATS TEAM GAME-BY-GAME

Opponent	Date	core		Total		3-Pointers		Free throws		Rebounds				pf	a	t/o	blk	stl	pts	avg
				fg-fga	pct	3fg-fga	pct	ft-fga	pct	off	def	tot	avg							
CAMERON	11/13/09	80-62	W	24-57	.421	8-22	.364	24-33	.727	17	33	50	50.0	14	13	15	2	2	80	80.0
at UT Arlington	11/18/09	101-99	Wot	27-57	.474	3-15	.200	44-57	.772	10	36	46	48.0	27	13	22	5	7	101	90.5
at Oklahoma State	11/21/09	68-82	L	24-58	.414	5-16	.313	15-18	.833	12	24	36	44.0	19	11	13	4	2	68	83.0
JACKSON STATE	11/24/09	68-58	W	22-50	.440	4-14	.286	20-28	.714	6	30	36	42.0	20	10	14	7	6	68	79.2
at Boise State	11/28/09	73-79	L	29-62	.468	9-22	.409	6-12	.500	11	24	35	40.6	14	15	18	3	3	73	78.0
North Texas		390		126-284	.444	29-89	.326	109-148	.736	56	147	203	40.6	94	62	82	21	20	390	78.0
Opponents		380		138-329	.419	34-94	.362	70-103	.680	59	122	181	36.2	114	64	67	27	35	380	76.0

Games played: 5
 Points/game: 78.0
 FG Pct: 44.4
 3FG Pct: 32.6
 FT Pct: 73.6

Rebounds/game: 40.6
 Assists/game: 12.4
 Turnovers/game: 16.4
 Assist/turnover ratio: 0.8
 Steals/game: 4.0
 Blocks/game: 4.2

NORTH TEXAS vs. UNIV OF THE SOUTHWEST

3-2 OVERALL, O-O SUN BELT WEST



CAMERON 62 at NORTH TEXAS 80
The Super Pit • Denton, Texas • 11/13/09

North Texas (1-0)	FG-A	3G-A	FT-A	O	D	T	PF	Pts	A	TO	B	S	Min.		
04 Odufuwa, George.....	f.4	10	0	4	7	6	18	24	0	12	1	3	2	1	29
25 Tramiel, Eric.....	f.3	7	0	1	5	8	4	3	7	3	11	2	3	0	29
10 White, Josh.....	g.6	9	5	6	2	3	1	3	4	2	19	4	2	0	30
14 Thompson, Tristan.....	g.1	3	0	2	3	4	1	2	3	1	5	0	1	0	16
21 Shorter, Shannon.....	g.0	3	0	2	2	2	0	2	2	0	2	2	2	0	21
03 Williams, Alzee.....	g.1	2	0	1	0	0	1	1	1	2	0	0	0	0	14
11 Matlock, Antwone.....	g.0	1	0	1	0	0	0	0	0	1	0	0	0	0	1
12 Goff, Nick.....	g.0	0	0	0	2	2	0	0	0	0	2	0	1	0	1
15 Knox, Ben.....	g.0	0	0	0	0	1	0	1	0	0	0	0	0	0	1
20 Mangrum, Collin.....	g.3	7	1	3	2	2	0	0	0	2	9	0	0	0	12
23 Thomas, Richard.....	g.3	7	2	5	4	5	0	1	1	3	12	1	3	0	24
30 Holmen, Jacob.....	g.2	5	0	1	0	0	1	1	2	1	4	2	0	0	16
33 Hall, Tyler.....	g.0	1	0	0	0	0	0	0	0	0	0	0	0	0	1
42 Spencer, Cameron.....	g.1	2	0	0	0	0	1	0	1	0	2	1	0	0	5
TEAM.....	2														
Totals.....	24	57	8	22	24	33	17	33	50	14	80	13	15	2	2

Cameron (0-1)	FG-A	3G-A	FT-A	O	D	T	PF	Pts	A	TO	B	S	Min.		
13 GLASGOW, Kallan.....	f.3	6	0	1	2	4	1	4	5	1	8	4	2	1	31
30 BURKE, Jamaar.....	f.0	0	0	0	0	0	0	0	0	0	0	0	0	0	11
01 MORGAN, Greg.....	g.0	4	0	0	0	0	2	0	2	1	0	3	0	0	19
05 EILAND, Dernoado.....	g.5	16	3	11	0	0	1	1	2	4	13	0	1	0	29
20 WILLIAMS, Jacques.....	g.6	16	5	12	1	1	1	1	2	4	18	2	3	0	29
02 JEWELL, Paul.....	g.0	0	0	0	0	0	0	0	0	0	0	0	0	0	1
03 VUKADINOVIC, Nikola.....	g.0	2	0	2	0	0	0	0	0	1	0	0	1	0	7
12 GEIGER, Bryce.....	g.0	0	0	0	1	2	0	0	0	0	1	0	1	0	1
22 FARNSWORTH, Nick.....	g.0	0	0	0	0	0	0	0	0	1	0	0	0	0	1
24 MURRAY, Nathan.....	g.5	11	0	1	0	0	2	4	6	2	10	0	1	0	27
33 GARNER, Milton.....	g.2	5	2	5	0	3	1	5	6	1	6	1	1	0	29
40 DAWON, Terry.....	g.3	6	0	0	0	0	2	2	4	4	6	0	0	0	15
TEAM.....	2														
Totals.....	24	67	10	32	4	10	12	21	33	24	62	10	11	2	8

	1st	2nd	Tot	FG%	3FG%	FT%	FBR	Paint	P-TO	2nd	Bnch
North Texas	44	36	80	42.1	36.4	72.7	8	26	10	12	31
Cameron	29	33	62	35.8	31.3	40.0	2	20	10	16	23

Officials: David Stevens, Kyle Ingram, Bobby Jacobs
Attendance: 1,524



NORTH TEXAS 68 at OKLAHOMA STATE 82
Gallagher-Iba Arena • Stillwater, Okla. • 11/21/09

North Texas (2-1)	FG-A	3G-A	FT-A	O	D	T	PF	Pts	A	TO	B	S	Min.		
04 Odufuwa, George.....	f.4	8	0	0	3	4	1	6	7	1	11	1	2	1	34
25 Tramiel, Eric.....	f.7	14	1	3	1	1	0	3	3	5	16	0	0	1	32
10 White, Josh.....	g.1	6	0	3	2	2	0	1	1	1	4	5	4	0	35
21 Shorter, Shannon.....	g.2	5	1	1	2	2	1	1	3	3	7	1	2	0	17
23 Thomas, Richard.....	g.1	3	1	3	2	2	1	1	2	1	5	1	1	2	21
01 Johnson, Dominique.....	g.2	6	0	1	5	6	0	3	3	1	9	1	0	0	19
03 Williams, Alzee.....	g.0	0	0	0	0	0	0	0	0	1	0	0	1	0	3
14 Thompson, Tristan.....	g.2	6	1	2	0	0	3	2	5	2	5	1	2	0	15
20 Mangrum, Collin.....	g.2	2	1	1	0	0	0	1	1	1	5	0	1	0	10
30 Holmen, Jacob.....	g.3	8	0	2	0	1	3	5	8	2	6	1	0	0	13
42 Spencer, Cameron.....	g.0	1	0	0	0	0	0	0	0	1	0	0	0	0	1
TEAM.....	2														
Totals.....	24	59	5	16	15	18	12	23	35	19	68	11	13	4	20

Oklahoma State (3-0)	FG-A	3G-A	FT-A	O	D	T	PF	Pts	A	TO	B	S	Min.		
33 Moses, Marshall.....	f.5	9	0	0	0	1	1	8	9	3	10	2	1	1	28
02 Muonelo, Obi.....	g.5	13	0	4	7	8	3	4	7	2	17	4	4	1	32
12 Page, Keiton.....	g.5	10	3	5	0	0	1	1	4	13	1	0	0	0	32
14 Penn, Ray.....	g.1	2	1	2	1	2	0	0	0	1	4	4	1	0	35
23 Anderson, James.....	g.8	13	3	5	6	7	1	8	9	1	25	1	0	1	34
01 Shaw, Jarred.....	g.0	0	0	0	0	0	0	0	0	1	0	0	0	1	0
07 Gulley, Fred.....	g.0	1	0	0	0	0	0	0	3	3	1	0	2	0	19
31 Pilgrim, Matt.....	g.4	5	0	0	1	2	1	1	2	4	9	0	3	2	13
32 Franklin, Roger.....	g.2	3	0	1	0	0	0	0	0	1	4	0	0	0	6
TEAM.....	1														
Totals.....	30	56	7	17	15	20	7	26	33	18	82	14	9	6	4

	1st	2nd	Tot	FG%	3FG%	FT%	Paint	P-TO	2nd	Break	Bench
North Texas	32	36	68	40.7	31.3	83.3	28	10	10	2	25
OSU	44	38	82	53.6	41.2	75.0	26	17	6	10	13

Officials: Ed Hightower, Randy Heimerman, John Moore
Attendance: 10,888



NORTH TEXAS 101 at UT ARLINGTON 99 (2OT)
Texas Hall • Arlington, Texas • 11/18/09

North Texas (2-0)	FG-A	3G-A	FT-A	O	D	T	PF	Pts	A	TO	B	S	Min.		
04 Odufuwa, George.....	*4	4	0	0	8	10	1	10	11	3	16	1	4	3	44
10 White, Josh.....	*9	14	2	4	15	18	2	5	7	1	35	4	7	0	46
14 Thompson, Tristan.....	*1	5	0	0	7	9	1	3	4	4	9	3	3	0	25
21 Shorter, Shannon.....	*3	8	0	2	5	7	2	2	4	3	11	2	1	0	28
25 Tramiel, Eric.....	*1	3	0	1	3	3	0	3	3	5	0	0	0	1	20
01 Johnson, Dominique.....	*1	5	0	2	1	2	0	1	1	2	3	3	1	0	15
03 Williams, Alzee.....	*1	2	0	1	3	4	1	1	2	4	5	0	1	0	23
23 Thomas, Richard.....	*1	4	1	3	0	0	0	2	2	1	3	0	1	1	14
30 Holmen, Jacob.....	*6	12	0	2	2	4	1	3	4	4	14	0	0	1	29
42 Spencer, Cameron.....	*0	0	0	0	0	0	0	0	0	1	1	0	0	0	6
TEAM.....	2														
Totals.....	27	57	3	15	44	57	10	36	46	27	101	13	22	5	251

UT Arlington (1-1)	FG-A	3G-A	FT-A	O	D	T	PF	Pts	A	TO	B	S	Min.		
00 Haynes, Marquez.....	*10	27	1	5	8	11	1	6	7	4	29	4	1	1	42
04 Moffitt, Tommy.....	*5	11	2	3	2	4	5	3	8	3	14	0	2	1	1
23 Long, Brandon.....	*9	20	3	8	7	8	3	5	8	4	28	3	2	1	42
31 Reed, LaMarcus.....	*6	12	0	2	3	4	1	3	4	3	15	2	3	0	27
55 Reves, Jordan.....	*0	1	0	0	0	0	0	1	1	5	0	0	0	1	15
02 Gentry, Dwight.....	*0	0	0	0	0	0	0	1	1	3	0	1	0	0	15
10 Davis, J.D.....	*0	3	0	0	0	0	0	0	0	5	0	0	1	0	16
12 Miller, Jon.....	*2	5	1	3	2	2	0	0	0	4	7	0	3	0	17
20 Williams, Armani.....	*1	2	0	0	0	0	0	0	0	2	2	0	0	0	4
24 Awange, Ishmael.....	*1	2	0	0	0	1	2	1	3	2	2	0	2	0	15
25 Catlett, Cameron.....	*1	1	0	0	0	0	2	1	3	1	2	3	2	0	18
TEAM.....	2														
Totals.....	35	84	7	21	22	30	16	25	41	36	99	13	16	6	10

	1st	2nd	OT	Tot	FG%	3FG%	FT%	FBR	Paint	P-TO	2nd	Bnch
North Texas	34	48	19	101	47.4	20.0	77.2	4	46	21	15	25
UTA	40	42	17	101	41.7	33.3	73.3	16	46	27	18	13

Officials: Kerry Sitton, Rodrick Sutton, Brad Gaston
Attendance: 1,404



JACKSON STATE 58 at NORTH TEXAS 68
The Super Pit • Denton, Texas • 11/24/09

North Texas (3-1)	FG-A	3G-A	FT-A	O	D	T	PF	Pts
-------------------	------	------	------	---	---	---	----	-----

NORTH TEXAS vs. UNIV OF THE SOUTHWEST

3-2 OVERALL, 0-0 SUN BELT WEST



NORTH TEXAS 73 at BOISE STATE 79
Taco Bell Arena • Boise, Idaho • 11/28/09

North Texas (3-2)		FG-A	3G-A	FT-A	O	D	T	PF	Pts	A	TO	B	S	Min.			
04	Odufuwa, George	f	2	4	0	0	1	2	2	2	4	3	5	3	3	0	17
25	Tramiel, Eric	f	5	8	2	3	2	5	0	4	4	3	14	1	2	1	33
10	White, Josh	g	9	16	3	7	2	2	0	3	3	2	23	6	3	0	34
14	Thompson, Tristan	g	2	7	2	4	1	2	0	4	4	1	7	1	1	0	24
23	Thomas, Richard	g	3	11	1	6	0	0	1	1	2	2	7	2	6	1	31
03	Williams, Alzee	0	2	0	1	0	0	0	0	0	0	0	0	0	0	7
15	Knox, Ben	2	2	0	0	0	0	1	0	1	0	4	1	1	0	4
20	Mangrum, Collin	2	3	0	0	0	1	0	0	0	2	4	0	0	0	16
21	Shorter, Shannon	0	2	0	0	0	0	0	2	2	0	0	0	1	0	8
30	Holmen, Jacob	3	5	1	1	0	0	0	1	1	1	7	0	0	0	7
42	Spencer, Cameron	1	2	0	0	0	0	3	5	8	0	2	1	1	1	19
TEAM								4	2	6						
Totals		29	62	9	22	6	12	11	24	35	14	73	15	18	3	200

Boise State (4-2)		FG-A	3G-A	FT-A	O	D	T	PF	Pts	A	TO	B	S	Min.			
03	Okoye, Ike	f	5	10	0	0	3	4	1	7	8	3	13	2	2	3	29
21	Arnold, Robert	f	6	12	1	2	4	5	3	2	5	0	17	1	1	1	24
50	Cunningham, Kurt	c	7	8	0	0	3	3	1	7	8	4	17	1	3	1	26
01	Perryman, Westly	g	2	4	0	0	1	2	1	0	1	2	5	3	1	0	24
24	Anderson, La'Shard	g	0	5	0	1	1	2	0	1	1	1	5	3	1	3	32
02	Montreal, Daequon	2	7	1	1	2	2	2	0	2	1	7	0	1	2	16
11	Thomas, Anthony	3	7	2	3	0	0	0	1	1	1	8	3	2	0	23
25	Noonan, Paul	3	7	3	4	2	2	1	6	7	0	11	2	2	1	17
32	Moritz, Zack	0	2	0	0	0	2	2	0	2	1	0	0	0	0	9
TEAM								1	1	2						
Totals		28	62	7	11	16	22	12	25	37	13	79	17	15	9	200

	1st	2nd	Tot	FG%	3FG%	FT%	Paint	P-TO	2nd	Break	Bench
North Texas	37	36	73	46.8	40.9	50.0	30	25	10	0	17
Boise State	38	41	79	45.2	63.6	72.7	40	19	15	4	26

Officials: Ruben Ramon, Kevin Brill, Jimmy Casas

Attendance: 2,650