



NORTH TEXAS BASKETBALL

2010 NCAA TOURNAMENT



2010 SUN BELT CHAMPIONS



NORTH TEXAS BASKETBALL

Stephen Howard, Asst. Director Media Relations
 Office: 940.369.8548 • Cell: 817.793.5199
 stephen.howard@unt.edu • meangreensports.com

2009-10 SCHEDULE

NOVEMBER

13	Cameron	W 80-62
18	at UT Arlington	W 101-99 (2OT)
21	at Oklahoma State	L 82-68
24	Jackson State	W 68-58
28	at Boise State	L 79-73

DECEMBER

2	Univ. of the Southwest	W 91-62
5	at Rice	W 64-62
7	at Texas A&M	L 75-65
13	ULM*	W 79-62
20	Florida International*	L 80-70 (OT)
22	Southeastern Louisiana	W 71-61
28	Texas Southern	W 71-69
31	at UALR*	W 83-78

JANUARY

2	at Arkansas State*	L 71-56
7	at Louisiana-Lafayette*	L 74-72
9	New Orleans*	W 71-57
14	at Troy*	W 75-72
16	Arkansas State*	L 83-70
21	South Alabama*	W 86-78
28	at Western Kentucky*	W 84-83 (OT)
30	at Middle Tennessee*	L 69-64

FEBRUARY

4	Florida Atlantic*	W 86-69
6	at Florida International*	W 68-66
11	at New Orleans*	W 68-46
13	Denver*	W 64-59
15	at Houston Baptist	W 107-87
20	UALR*	W 83-65
25	Louisiana-Lafayette*	W 65-57
27	at ULM*	W 74-71

MARCH

7	No. 10 ULM% - Quarterfinals	W 69-66
8	No. 6 Denver% - Semifinal	W 63-56
9	No. 1 Troy% - Finals	W 66-63
18	No. 2 Kansas State \$	1:50 p.m.

\$ NCAA Tournament Opening Round
 % Sun Belt Tournament in Hot Springs, Ark.
 * Sun Belt Conference Game

BACK TO THE BIG DANCE FOR THE MEAN GREEN



vs. No. 2 Kansas State (26-7, 14-3 Big XII)
 NCAA Tournament West Region
 Oklahoma City, Okla. • Ford Center (19,675)
 March 18, 2010 • Approx 1:50 p.m.
 Radio: MGRN - 88.1 KNTU-FM, 100.7 KWRD-FM
 George Dunham (PBP), Hank Dickenson (Analyst)
 TV: CBS
 Kevin Harlan (PBP), Dan Bonner (Analyst)

On Tap

North Texas punched its ticket to the NCAA Tournament for the second time in four years with a 66-63 win over Troy in the Sun Belt Tournament title game. Riding the nation's third longest win streak (11 games), the Mean Green drew a No. 15 seed and will face No. 2 Kansas State in Oklahoma City's Ford Center on Thursday at 1:50 p.m.

Quick Hitters

- The Mean Green is playing in its third NCAA Tournament game. NT first advanced to the Big Dance in 1988, falling to No. 2 North Carolina, 83-65. North Texas won its first Sun Belt title in 2007 and went on to face No. 2 Memphis. The Tigers knocked off the No. 15 seed Mean Green, 73-58.

- North Texas set a new school record with 24 wins on the year with the win over Troy in the Sun Belt championship game. The victory was also head coach Johnny Jones' 150th at North Texas. Jones ranks second in program history in wins.

KANSAS STATE WILDCATS probable starters

Pos	No	Name	Ht	Wt	Yr	Hometown	Pts / Reb / Other
G	0	Jacob Pullen	6-0	200	Jr.	Maywood, Ill.	18.9 / 2.6 / 3.5 apg
G	21	Denis Clemente	6-1	175	Sr.	Bayamon, Puerto Rico	16.2 / 2.3 / 4.2 apg
F	23	Dominique Sutton	6-5	210	Jr.	Durham, N.C.	7.5 / 5.8 / 1.3 apg
F	24	Curtis Kelly	6-8	250	Jr.	Bronx, N.Y.	11.1 / 6.3 / 1.8 bpg
C	15	Luis Colon	6-10	265	Sr.	Carolina, Puerto Rico	2.9 / 4.0 / 0.5 apg

NORTH TEXAS MEAN GREEN probable starters

Pos	No	Name	Ht	Wt	Yr	Pts	Pts / Reb / Other
G	10	Josh White	5-10	175	Jr.	Baton Rouge, La.	15.0 / 1.9 / 3.6 apg
G	14	Tristan Thompson	6-5	190	Jr.	Angleton, Texas	14.2 / 3.3 / 41.0 3fg%
G	21	Shannon Shorter	6-4	200	Jr.	Houston	6.5 / 3.7 / 2.2 apg
F	25	Eric Tramiel	6-7	230	Sr.	Shreveport, La.	12.7 / 5.8 / 55.5 fg%
F	4	George Odufwa	6-8	240	Jr.	Dallas	11.5 / 10.5 / 61.4 fg%

NORTH TEXAS off the bench

Pos	No	Name	Ht	Wt	Yr	Pts	Pts / Reb / Other
G	1	Dominique Johnson	5-10	162	Sr.	Kansas City, Mo.	6.8 / 1.8 / 2.3 apg
G	3	Alzee Williams	6-4	168	Fr.	Dallas	1.9 / 0.7 / 6 steals
G	11	Antwone Matlock	6-1	177	Sr.	Dallas	0.5 / 0.2 / 3.6 mpg
G	12	Nick Goff	6-4	180	Fr.	Columbus, Ohio.	0.7 / 0.7 / 1-2 fg
C	15	Ben Knox	6-10	221	Fr.	Arlington, Texas	0.6 / 1.0 / 4 blocks
G	20	Collin Mangrum	6-4	190	Jr.	Howe, Texas	4.0 / 1.8 / 85.7 ft%
F	30	Jacob Holmen	6-8	220	Fr.	Whitehouse, Texas	5.0 / 2.4 / 80.6 ft%
F	34	Jamie Egenti	6-8	265	Jr.	Watauga, Texas	0 / 0 / 7 minutes
F	42	Cameron Spencer	6-8	264	Jr.	Orange, Texas	1.3 / 2.4 / 44.4 fg%

ATHLETIC MEDIA RELATIONS

Eric Capper - Asst. AD/Media Relations
940-565-2476 • eric.capper@unt.edu

Stephen Howard - Asst. Director (MBB)
940-369-8548 • 817-793-5199 (cell)
stephen.howard@unt.edu

Media Information

Credentials

Working press credentials can be requested by contacting Stephen Howard (940-369-8548). Full-season and single-game passes will be mailed whenever possible. If not, they will be left at the Will Call table located at Gate C in the Super Pit.

Player Interviews

All interviews with North Texas players must be arranged through the Media Relations Office. Please contact Stephen Howard.

Johnny Jones Interviews

All interviews with North Texas head coach Johnny Jones must be arranged through the Media Relations Office. Please contact Stephen Howard.

Post-Game Interviews

The Mean Green locker room is closed after home games. Coach Jones and requested players will be available for interviews in the media room in the Super Pit after a brief cooling off period.

Practice Coverage

North Texas basketball practice is open to the media. Practice times are usually scheduled for 3:30-6 p.m. Players and coaches are available for interviews following each practice, on a prearranged basis through the athletic media relations office.

Quick Facts

Location: Denton, Texas
Founded: 1890
Enrollment: 36,206
Nickname: Mean Green
Colors: Green and White
Home Arena: The Super Pit (10,500)
Affiliation: Division I
Conference: Sun Belt
Head Coach: Johnny Jones (9th Year)
Record at North Texas: 150-120
Overall Record: 165-136
Program All-Time Record: 1,023-1,168-1

Jones Earns Milestones, Accolades - The Sun Belt Championship game victory gave Mean Green coach Johnny Jones his 150th win at North Texas, and secured a couple of major accolades this week. The ninth year head coach was selected one of 25 national All-District Coaches by the NABC, and was also named a Ben Jobe Award finalist, given annually to the nation's top minority coach.

Devastating Duo - Josh White and Tristan Thompson are now just the second duo in NT history to both score their 1,000th point in the same season. Thompson's 10-point outing in the Sun Belt Championship game gave him 1,008 for his career, which ranks 18th in NT history. White is 11th in program history with 1,241 career points. The only other combo to accomplish this feat was Kenneth Lyons, the leading scorer in program history, and David Vasher back in 1982.

School Record Win - North Texas smashed the 2007 school record for wins in a season with its Sun Belt Championship victory over Troy. The Mean Green now has 24 wins on the year. That 2007 NT team advanced to the NCAA Tournament after knocking off Arkansas State in the Sun Belt Tournament final.

Win Streak Reaches 11 - North Texas extended its winning streak to 11 games, which ties with Oakland for the third longest active winning streak in the nation. The NT record for consecutive wins is 14.

NCAA's Longest Winning Streaks
(as of 3/15)

1. Butler20
2. Wofford13
3. **North Texas.....11**
Oakland11

Record Selections - North Texas had a school-record, and league-high four players named to Sun Belt All-Conference teams in 2010. As a matter of fact, only two teams in the history of the Sun Belt have had four players selected all-conference - VCU in 1981 and South Alabama in 2008.

North Texas All-Sun Belt Selections

George Odufuwa Second Team
Tristan Thompson..... Third Team
Eric Tramiel Third Team
Josh White..... Third Team

INSIDE THE TOURNAMENT

• North Texas advanced to the Big Dance in 2010 thanks to a 66-63 win over Troy in the finals of the Sun Belt Tournament. Eric Tramiel was named the tournament MVP and George Odufuwa was also named to the all-tourney team. NT tied for the league's best regular-season record at 13-5.

• This will be North Texas' third trip to the NCAA Tournament (1988 & 2007), and its second of the last four years. The Mean Green first made the Big Dance in 1988, drawing North Carolina in a 15-2 matchup at the Huntsman Center in Salt Lake City, Utah. NT fell to the Tarheels 83-65. The Mean Green was also a No. 15 seed in 2007 when it faced No. 2 Memphis in New Orleans Arena. NT gave the Tigers a scare, but fell 73-58.

• Kansas State leads the series with North Texas 3-1, although the two squads haven't faced off since the 1984-85 season opener. North Texas won the only meeting in Denton, 87-83 on Dec. 6, 1976.

Date	Site	Score
Dec. 11, 1972	Manhattan	L 76-62
Dec. 6, 1976	Denton	W 87-83
Dec. 22, 1977	Manhattan	L 89-71
Nov. 24, 1984	Manhattan	L 72-50

• Josh White has always enjoyed taking on the best of the Big XII. The NT point guard is averaging 19.0 points per game against Big XII teams in his career, including 28 points at Texas as a freshman.

• Kansas State raked in plenty of accolades on the All-Big XII squads this season. Jacob Pullen, who leads the Wildcats with 18.9 points per game, earned a first-team selection, while Denis Clemente and his 16.2 points and 4.2 assists per game was named to the second team. Pullen was also selected to the Big XII All-Defensive Team, and Jamar Samuels was named the earned the Sixth Man Award.

TALE OF THE TAPE

Points Per Game	74.5
Scoring Margin	+4.9
Field Goal Percentage	46.2
Three-Point Percentage.....	33.7
Free Throw Percentage.....	72.0
Rebound Margin	+3.7
Assist Average.	12.1
Turnover Average.....	14.8
Steals Average.....	4.5
Blocks Average.....	3.0

SUN BELT CONFERENCE

WEST DIVISION

Team	Conf.	Overall
North Texas	13 5 .722	24 8 .750
Arkansas State	11 7 .611	17 14 .548
Denver	10 8 .556	19 13 .594
UL-Lafayette	10 8 .556	13 17 .433
ULM	6 12 .333	12 19 .387
UALR	4 14 .222	8 22 .267
New Orleans	3 15 .167	8 22 .267

EAST DIVISION

Team	Conf.	Overall
Troy	13 5 .722	20 12 .625
Middle Tennessee	13 5 .722	19 13 .594
Western Kentucky	12 6 .667	21 13 .618
Florida Atlantic	10 8 .556	14 16 .467
South Alabama	8 10 .444	17 15 .531
Florida Intl.	4 14 .222	7 25 .219

NORTH TEXAS SBC RANKINGS (reg season)

Stat	NT	Rank	Leader
Scoring Off.	75.1	2	Troy (76.5)
Scoring Def.	70.2	8	DU (63.0)
Scoring Margin	+4.9	2	MTSU (+5.5)
Free Throw Pct.	72.2	3	MTSU (74.1)
FG Pct.	46.3	3	DU (49.4)
FG Pct. Def.	43.1	4	ASU (40.6)
3-FG Pct.	34.2	9	DU (39.8)
3-FG Pct. Def.	32.0	2	ASU (28.7)
Rebound Off.	36.7	2	ASU (37.9)
Rebound Def.	33.4	6	DU (29.8)
Reb. Margin	+3.3	1	NT (+3.3)
Blocked Shots	2.9	7	ULL (4.5)
Assists	12.3	7	DU (14.8)
Steals	4.5	13	FIU (8.0)
TO Margin	-1.9	12	FAU (+2.1)
A/TO Ratio	0.8	10	DU (1.3)
Off. Rebounds	10.7	8	USA (12.6)
Def. Rebounds	26.0	2	ASU (26.5)
Def. Rebound %	69.5	4	MTSU (73.3)
Off. Rebound %	32.7	6	ULM (36.1)
3-FG's Made	5.6	9	DU (8.0)

INDIVIDUAL SBC RANKINGS (reg season)

NT Player	Stat	Number	Rank
White	Minutes	35.6	3
	FT%	81.9	4
	PPG	14.9	8
	3FG%	41.5	8
	Assist	3.6	9
Odufuwa	A/TO	1.2	10
	Rebound	10.4	1
	D-Rebound	7.5	1
	FG%	61.0	2
Thompson	O-Rebound	3.0	3
	FT%	81.6	5
Tramiel	3FG%	41.9	7
	FG%	55.3	6

West Division Champs - North Texas was the overwhelming favorite to win the Sun Belt West Division in the Preseason Poll, and followed through with its first division crown since joining the league in 2000. NT finished tied for the best record in the Sun Belt (13-5) and entered the tournament as the No. 2 seed.

Record Book Boards - George Odufuwa ranks 13th in the country in rebounding at 10.7 per game, and recently joined the North Texas record books for single season rebounds. The junior ranks third in school history with 343 boards in 2010, and needs just two more rebounds to tie for second in school history.

Double Dance - Collin Mangrum will become the first player in school history to play in two NCAA Tournament games. As a freshman, Mangrum saw a minute of action in NT's opening round loss to No. 2 seed Memphis, but has flourished in his sixth-man roll in 2010. NT went 19 years between its last two NCAA berths, but has now punched its ticket twice in the last four years.

Double-Double-Odufuwa - George Odufuwa is hauling in a Sun Belt high 10.7 rebounds per game and 11.5 points per game, which makes the junior is one of just 21 players in the nation averaging a double-double. Odufuwa has 14 double-doubles this year, and 16 in his career.

Another 20-Win Season - For the first time in school history, North Texas has won at least 20 games in four consecutive seasons. NT and Western Kentucky are the only

programs in the Sun Belt to win 20 games or more in each of the last four seasons. Already the winningest four-year stretch in the program's history, NT has notched a .500 record or better in each of the last six years - the most by NT since 1931.

Free Throw Kings - For a second straight year, NT leads the NCAA in free throws made per game. NT is averaging 20 makes per game, which represents 27 percent of the Mean Green's 74.2 points per game - the nation's 68th ranked offense.

Pit Power - North Texas finished the 2009-10 season with a 12-2 mark at the Super Pit. Only four teams in school history have had more wins at the Super Pit.

Racking Up Conference Wins - North Texas was 13-5 in Sun Belt play, which tied the school record for conference wins set back in 1926-27. That year John Reid led his squad to a 13-2 record en route to the Texas Intercollegiate Athletic Association title.

E.T. Bringing It Home - There's no denying that Eric Tramiel has been electric since his return from injury 16 games ago, but his return has awakened the Mean Green as well. The senior is averaging 14.2 points on 59.3 percent shooting, and NT is 14-2 since his return.

Road Warriors - Winning on the road is what separates the good teams from the elite, and NT has been the Sun Belt's top road team in 2009-10. NT is 12-6 away from the Super Pit this year, which is the best road record in the league. NT tied the 1976-77 school record for true road wins at nine.

NORTH TEXAS ROSTER

NO	NAME	POS	HT	WT	YR	HOMETOWN (LAST SCHOOL)
1	Dominique Johnson	G	5-10	162	Sr.	Kansas City, MO (Arkansas-Fort Smith)
3	Alzee Williams	G	6-4	168	Fr.	Dallas, TX (Miss. Elite Christian Academy)
4	George Odufuwa	F	6-8	240	Jr.	Dallas, TX (Arizona State)
10	Josh White	G	5-10	175	Jr.	Baton Rouge, LA (Christian Life Academy)
11	Antwone Matlock	G	6-1	177	Sr.	Dallas, Texas (Trinidad State)
12	Nick Goff	G	6-4	180	Fr.	Columbus, Ohio (St Francis DeSales)
14	Tristan Thompson	G	6-5	190	Jr.	Angleton, TX (Brewster Academy)
15	Ben Knox	C	6-10	221	RFr.	Arlington, TX (Grace Prep Academy)
20	Collin Mangrum	G	6-5	190	Jr.	Howe, TX (Howe HS)
21	Shannon Shorter	G	6-4	200	Jr.	Houston, TX (Paris JC)
24	Kedrick Hogans *	F	6-7	215	Jr.	New Orleans, LA (Karr HS)
25	Eric Tramiel	F	6-7	230	Sr.	Shreveport, LA (Paris JC)
30	Jacob Holmen	F	6-8	220	Fr.	Whitehouse, TX (Whitehouse HS)
34	Jamie Egenti	F	6-8	265	Jr.	Watauga, TX (North Lakes College)
42	Cameron Spencer	F	6-8	274	Jr.	Orange, TX (Southern Methodist)

* Expected to redshirt the 2009-10 season

Head Coach: Johnny Jones (9th season)
 Assistant Coaches: Shawn Forrest, Bill Foy, Charlie Leonard

PRONUNCIATION GUIDE

- 3 Alzee (Al-Zee)
- 4 Odufuwa (OH-doo-fah-wah)
- 11 Antwone (Ann-Twah-N)
- 25 Tramiel (Truh-Mell)

NORTH TEXAS VS THE NCAA

(As of 3/7/10)

Category	NCAA Rank	Stat
Scoring	56	74.9
Scoring Def.	215	70.1
Margin	97	4.8
FG%	49	46.2
FG% Def.	179	43.2
3FG	231	5.6
3-FG %	172	33.9
3-FG Def.	71	31.8
FT %	74	71.9
Reb. Margin	66	3.6
Assists	219	12.3
A/TO	251	0.83
Blocks	222	2.9
Steals	326	4.5
Turnovers	259	14.9
TO Margin	271	-1.7
Fouls	138	18.2

NT IN TOP 250 INDIVIDUAL STATS

NT Player	Stat	Number	Rank
White	PPG	15.0	217
	FT%	82.3	103
	APG	3.7	197
Thompson	FT%	81.0	134
Odufuwa	RPG	10.4	14

SUN BELT PRESEASON ALL-CONFERENCE TEAMS

First Team

Desmond Yates, Middle Tennessee
 Nate Rohnert, Denver
Eric Tramiel, North Texas
 Brandon Hazzard, Troy
 A.J. Slaughter

Second Team

Chris Gradnigo, Louisiana-Lafayette
Josh White, North Texas
 Richard Delk, Troy
 Sergio Kersch, WKU
 Steffphon Pettigrew, WKU

Third Team

Donald Boone, Arkansas State
 Tony Hooper, Louisiana-Monroe
 Malcolm Thomas, Louisiana-Monroe
 Michael Vogler, Troy
 Jeremy Evans, WKU

SUN BELT PRESEASON COACHES' POLL

East Division

1. Western Kentucky77 (12)
2. Troy62 (1)
3. Middle Tennessee.....53
4. South Alabama40
5. Florida Atlantic.....21
6. Florida International.....20

West Division

1. **North Texas.....85 (9)**
2. Denver.....73 (1)
3. Louisiana-Lafayette.....56 (1)
4. UALR53 (1)
5. ULM45 (1)
6. Arkansas State36
7. New Orleans.....17

Difference Making D - North Texas has the NCAA's 68th ranked scoring offense (74.2 ppg), but it's defense has been the key to this year's success. The Mean Green is 17-0 this year when it holds its opponents to under 45 percent shooting. Great in close games, NT is 9-1 in games decided by three points or less.

Strong Closers - North Texas has a history of peaking in the month of February under Johnny Jones. Since 2006-07, the Mean Green is 23-8 in Feb. (5-0 in '10), but more importantly, has gone on significant streaks thanks to its February play. NT closed the 2006-07 season with five straight wins over SBC teams, won six of its final eight in '07-08 and won eight of its last 10 games in '08-09.

Take It To The Bank - A halftime lead has been a sure thing for North Texas this year. The Mean Green is 18-0 so far this season when heading into the break with a lead, and 3-0 when tied at the half.

Pressure Pit - The Mean Green has made the Super Pit one of the nation's toughest places to play. NT won a school-record 15 home games in 2007-08, and has won 62 games at the Super Pit over the last five years – the most in any period in school history. As a matter of fact, no other team in the Sun Belt has won more home games since 2006-07 than the Mean Green.

SBC Teams At Home Since 2006-07 (as of 3/9)

Team	Home Wins
North Texas	52
South Alabama.....	49
Western Kentucky	48

Eighty Or Bust - One of the highest scoring teams in the nation, North Texas is deadly when it reaches 80 points. The Mean Green ranks 53rd in the nation with 75.5 points

per game, and is 74-16 all-time under Johnny Jones when scoring 80 or more.

All Alone In Second - Johnny Jones stands alone in second place in North Texas career wins after the 83-78 win over UALR on New Year's Eve. Jones' 135th win passed Hall-of-Famer Bill Blakeley for second in program history. Blakeley, who compiled a 134-85 mark from 1976-83, also coached the Dallas Chaparrals before they became the San Antonio Spurs. Only one other NT coach has coached more games than Jones - Pete Shands (482 games in 22 years).

North Texas Coaching Wins

1. Pete Shands224..... 22
3. **Johnny Jones150..... 9th**
3. Bill Blakeley134..... 8

Best In The West- North Texas was tabbed as the favorite in the Sun Belt West Division in every major preseason publication, as well as the league's coaches in the SBC's annual Preseason Poll. NT was picked alone atop the West Division for the first time since joining the league in 2000. The Mean Green garnered the top spot with a league-high 85 points, and nine first place votes. NT was picked in a tie with UALR for the West's top spot in last year's poll.

Deadly From Downtown - One of the all-time great three-point shooting programs, North Texas has now hit a three-pointer in each game dating back to the 1987-88 season - a span of 632 games.

92nd Season - NT is playing its 92nd season of basketball, compiling an all-time record of 1,023-1,168-1. NT has hauled in 17 conference titles (14 regular season and three tournament championships) and has three postseason appearances (NCAA in 1988, 2007 and NAIA in 1943).

MEAN GREEN RADIO & TV

Every North Texas game will be carried on the Mean Green Radio Network. NT graduate and 1310 The Ticket (KTCK-AM) personality George Dunham will handle the play-by-play duties, with Deputy Athletic Director Hank Dickenson providing analysis. All MGRN broadcasts can be heard in Denton on 88.1 KNTU-FM, in the DFW area on 100.7 KWRD-FM and in Tyler/Longview on 100.7 KPXI-FM.



Each week you can watch the Mean Green Insider TXA-21, Fox College Sports Central, NTV and on-demand at MeanGreenSports.com. The 30-minute show will feature North Texas head coach Johnny Jones along with special features on Mean Green players. The Mean Green Insider can be seen on TXA-21 at 6 a.m. on Saturday's, Fox College Sports Central on Fridays at 6 p.m., on NTV, channel 22 in Denton every Wednesday.

NORTH TEXAS' RECORD WHEN

Overall	24-8
Home	12-2
Road	9-6
Neutral	3-0
Leading at half	18-0
Trailing at half	3-8
Tied at half	3-0
Overtime	1-1
Last minute lead change	5-1
One or two-point games	5-1
Outshoots Opponent	21-1
Outshot by Opponent	3-7
More rebounds	14-4
Less Rebounds	9-3
More offensive boards	9-5
Less offensive boards	12-2
More turnovers	11-7
Less turnovers	9-1
Player(s) foul out	10-5
Opponent(s) foul out	13-3
Has technical foul	1-1
Opponent technical foul	3-1

Scores:

59 and under	0-1
60-69	9-3
70-79	6-4
80-89	6-0
90-99	1-0
100+	2-0

Opponent Scores:

59 and under	6-0
60-69	11-1
70-79	4-4
80-89	2-3
90-99	1-0
100+	0-0

Shoots:

Under 35%	0-1
35-39%	1-2
40-44%	8-3
45-49%	7-2
50%+	8-0

Opponent Shoots:

Under 35%	1-0
35-39%	9-0
40-44%	7-0
45-49%	6-3
50%+	1-5

Free Throws:

Under 60%	1-1
60-69%	9-2
70-79%	11-4
80+%	3-1

Free Throw Attempts:

Under 20 Attempts	1-3
20-29	15-1
30-39	6-4
40-49	1-0
50+	1-0

Field Goal Attempts:

Under 50 FGA	9-2
50-59 FGA	12-5
60-69 FGA	3-1
70+ FGA	0-0

Season Streaks

Longest Win Streak	11 (current)
Longest Losing Streak	2
Current Streak	W 11
Last 10	10-0
Largest Lead	30 vs. UALR
Largest Deficit	19 vs. Texas A&M
Largest Deficit Overcome	16 vs. FIU
Largest Unanswered Streak
.....	14-0 vs. Univ. of the Southwest
Opp. Largest Unanswered Streak	11-0 vs. Texas A&M,
.....	Texas Southern, ULL
With Seroka (since 08-09)	35-11

MEAN GREEN ACCOLADES AND HONORS

North Texas

• Sun Belt Tournament Champion, Sun Belt West Division Champion, Sun Belt Pre-season Poll's West Division leader, Named the Sun Belt West's best preseason squad by ESPN Blue Ribbon, Sporting News, Athlon, Yahoo and Lindy's, among other publications

George Odufuwa

• All-Sun Belt Second Team, All-Sun Belt Tournament Team

Tristan Thompson

• All-Sun Belt Third Team

Eric Tramiel

• Sun Belt Tournament MVP, All-Sun Belt Third Team, Preseason All-Sun Belt Conference First-Team, Preseason All-Sun Belt team, Sporting News, Athlon, Yahoo, Lindy's (2nd team)

Josh White

• All-Sun Belt Third Team, Preseason All-Sun Belt Conference Second-Team

STARTING LINEUPS & RECORDS

Game	1	2	3	4	5	Result
Cameron	White	Shorter	Thompson	Tramiel	Odufuwa	W 80-62
UT Arlington	White	Shorter	Thompson	Tramiel	Odufuwa	W 101-99 2OT
Oklahoma State	White	Shorter	Thomas	Tramiel	Odufuwa	L 82-68
Jackson State	White	Thompson	Thomas	Tramiel	Odufuwa	W 68-58
Boise State	White	Thompson	Thomas	Tramiel	Odufuwa	L 79-73
Univ Southwest	White	Thompson	Thomas	Holmen	Odufuwa	W 91-62
Rice	White	Thompson	Thomas	Tramiel	Holmen	W 64-62
Texas A&M	White	Thompson	Thomas	Tramiel	Odufuwa	L 75-65
ULM	White	Thompson	Thomas	Tramiel	Odufuwa	W 79-62
Florida International	White	Thompson	Thomas	Tramiel	Odufuwa	L 80-70 OT
Southeastern Louisiana	White	Thompson	Thomas	Tramiel	Odufuwa	W 71-61
Texas Southern	White	Thompson	Mangrum	Tramiel	Odufuwa	W 71-69
UALR	White	Thompson	Mangrum	Holmen	Odufuwa	W 83-78
Arkansas State	White	Thompson	Mangrum	Holmen	Odufuwa	L 71-56
Louisiana-Lafayette	White	Thompson	Shorter	Holmen	Odufuwa	L 74-72
New Orleans	White	Shorter	Thomas	Holmen	Odufuwa	W 71-57
Troy	White	Shorter	Thomas	Holmen	Odufuwa	W 75-72
Arkansas State	White	Shorter	Thomas	Holmen	Odufuwa	L 83-70
South Alabama	White	Thompson	Shorter	Tramiel	Odufuwa	W 86-78
Western Kentucky	White	Thompson	Shorter	Tramiel	Odufuwa	W 84-83 OT
Middle Tennessee	White	Thompson	Shorter	Tramiel	Odufuwa	L 69-64
Florida Atlantic	White	Thompson	Shorter	Tramiel	Odufuwa	W 86-69
Florida International	White	Thompson	Shorter	Tramiel	Odufuwa	W 68-66
New Orleans	White	Thompson	Shorter	Tramiel	Odufuwa	W 68-48
Denver	White	Thompson	Shorter	Tramiel	Odufuwa	W 64-59
Houston Baptist	White	Thompson	Shorter	Tramiel	Odufuwa	W 107-87
UALR	White	Thompson	Shorter	Tramiel	Odufuwa	W 83-65
Louisiana-Lafayette	White	Thompson	Shorter	Tramiel	Odufuwa	W 65-57
ULM	White	Thompson	Shorter	Tramiel	Odufuwa	W 74-71
ULM *	White	Thompson	Shorter	Tramiel	Odufuwa	W 69-66
Denver *	White	Thompson	Shorter	Tramiel	Odufuwa	W 63-56
Troy*	White	Thompson	Shorter	Tramiel	Odufuwa	W 66-63

MEAN GREEN MILESTONE GAMES

Double Figure Points

Josh White	27
Tristan Thompson	24
George Odufuwa	23
Eric Tramiel	21
Shannon Shorter	10
Jacob Holmen	5
Richard Thomas	4
Collin Mangrum	3
Dominique Johnson	1
Alzee Williams	1

Double-Doubles

George Odufuwa	14
Eric Tramiel	3
Shannon Shorter	1

20+ Point Games

Tristan Thompson	6
Josh White	4
Eric Tramiel	4
George Odufuwa	1

30+ Point Games

Josh White	1
------------------	---

Three Or More Blocks

George Odufuwa	4
Eric Tramiel	1

Double Figure Rebounds

George Odufuwa	17
Eric Tramiel	3
Shannon Shorter	1

Five Or More Assists

Josh White	11
Shannon Shorter	5
Tristan Thompson	2
George Odufuwa	1

THE LAST TIME A MEAN GREEN PLAYER ...

Had 30 or more points

35 - Josh White vs. UT Arlington, 11/18/09

Had 15 or more rebounds

17 - George Odufuwa vs. Troy, 3/9/10

Had 10 or more assists

13 - Terence White vs. Texas A&M Corpus Christi, 2/02/00

Had 5 or more blocks

5 - Jeffrey Simpson vs. UALR, 3/03/06

Had 5 or more steals

5 - Rich Young vs. Rice, 11/18/06

Made 90% or more FGA (min 5 att)

1.000 - George Odufuwa vs. UALR (7-7), 2/20/10

Made 80% or more FGA (min 5 att)

.857 - George Odufuwa vs. Denver (6-7), 3/8/10

Made 100% FTA (min 5 att)

1.000 - Josh White vs. UALR (6-6), 2/20/10

Made 90% or more FTA (min 5 att)

.923 - Josh White vs. Denver (12-13), 2/13/10

Made 8 or more 3PT's

8 - Joe Ervin vs. Arkansas, 12/30/98

Had a double-double (pts/rbs)

George Odufuwa vs. Troy (11 pts / 17 reb), 3/9/10

Eric Tramiel vs. Troy (20 pts / 10 reb), 3/9/10

Consecutive double-doubles this season (pts/rbs)

2 - George Odufuwa vs. Denver (3/8/10), Troy (3/9/10)

2 - George Odufuwa vs. ULL (2/25/10), ULM (2/27/10)

4 - George Odufuwa vs. ASU (1/16/10), USA (1/21/10), WKU (1/28/10), MTSU (1/30/10)

Had a double-double (pts/asst)

Terence White vs. Texas A&M-CC (15 pts /13 asst), 12/2/00

Had a triple-double (pts/rbs/asst)

Jesse Ratliff vs. Sam Houston St. (20pts/16reb/10asst), 2/18/93

Had a perfect shooting night (min 5 fg & ft att)

Tristan Thompson vs. Sam Houston St. (6-6 fg/2-2 3fg/6-6 ft), 12/3/08

THE LAST TIME A MEAN GREEN TEAM ...

Scored 100 or more points

107 - vs. Houston Baptist, 2/15/10

Allowed 100 or more points

100 - vs. Oklahoma State, 11/17/08

Scored 50 or fewer points

48 - vs. Princeton, 12/05/98

Held an opponent under 50 points

46 - vs. New Orleans, 2/11/10

Won an overtime game

84-83 (OT) - vs. Western Kentucky, 1/28/10

Had 50 or more rebounds

50 - vs. Cameron, 11/13/09

Had 20 or more assists

24 - vs. Houston Baptist, 2/15/10

Had 10 or more steals

10 - vs. Middle Tennessee, 1/27/08

Had 5 or more blocks

7 - vs. Denver, 3/8/10

Five or more players in double-figures

5 - vs. UALR, 2/20/10

Made 60% or higher FGs

.638 - vs. Florida Atlantic (30-47), 2/4/10

Made 50% or higher 3pt FGs

.500 - vs. ULM (7-14), 2/27/10

Made 90% or higher FTs

.905 - vs. UT Arlington (19-21), 12/29/08

NORTH TEXAS RECORDS WATCH

Career Scoring

9.....1,306	Melvin Davis.....	1975-78
10.....1,253	Calvin Watson.....	2004-07
11.....1,241	Josh White.....	2008-Pr
12.....1,207	David Miller.....	1995-98
13.....1,166	Willie Davis.....	1965-68
14.....1,119	Jim Mudd.....	1959-60
15.....1,092	Joe Hamilton.....	1969-70
16.....1,090	Joe Manning.....	1978-79
17.....1,012	Deon Hunter.....	1987-89
18.....1,008	Tristan Thompson.....	2008-Pr
19.....1,002	David Vasher.....	1979-82
20.....996	Rubin Russell.....	1965-67

Career Free Throw Percentage (min. 90 att)

1.....87.08	Garland Bailey.....	1963-64
2.....85.25 (370-434)	Josh White.....	2008-Pr
3.....82.93 (102-123)	Dominique Johnson.....	2009-Pr
4.....82.38	Leonard Hopkins.....	2002-05
5.....81.91	Tom Etchison.....	1994-95
6.....81.62	Joe Hamilton.....	1969-70
7.....81.52	Jon Manning.....	1978-79
8.....79.95 (299-374)	Tristan Thompson.....	2008-Pr
9.....79.31	Donell Hayden.....	1991
10.....79.19	Cedric Carson.....	1991-92

Career Field Goal Percentage

1.....585	John Horrocks.....	1981-83
2.....581	Terry Bailey.....	1974-76
3.....570	Will Smith.....	2000-04
.....570 (262-460)	Eric Tramiel.....	2009-Pr
5.....559	Adam Smith.....	1993-95
6.....555	Jeffrey Simpson.....	2004-06
7.....554	Sean Riley.....	1995-97
8.....544 (205-377)	George Odufuwa.....	2009-Pr
9.....543	Keith Wooden.....	2006-08
10.....540	Keenan DuBose.....	1985-87
11.....539	Xavier Henton.....	1991-94
12.....532 (91-171)	Kedrick Hogans.....	2008-Pr
13.....531	Michael DeGrate.....	2002-04

Career 3-Point Percentage

1.....431	George King.....	1993-96
2.....413	Chad Elstun.....	1995-97
3.....406	Rich Young.....	2005-07
4.....402 (47-117)	Dominique Johnson.....	2009-Pr
5.....391	Calvin Watson.....	2003-07
.....391	Adam McCoy.....	2007-09
7.....384 (145-378)	Josh White.....	2008-Pr
8.....383 (113-295)	Tristan Thompson.....	2008-Pr
9.....377	Collin Dennis.....	2007-09
10.....376	Isaac Hines.....	2004-06

Career 3-Pointers

4.....159	Jerome Rogers.....	2000-04
5.....145	Josh White.....	2008-Pr
6.....138	Deon Hunter.....	1986-89
7.....136	Leonard Hopkins.....	2001-05
8.....132	Chad Elstun.....	1995-97
9.....113	Tristan Thompson.....	2008-Pr
10.....112	Tom Etchison.....	1993-95

Single Season Rebounds

1.....411	Ken Williams.....	1977-78
2.....345	Ken Williams.....	1976-77
3.....343	George Odufuwa.....	2009-10
4.....331	Willie Davis.....	1964-65
5.....305	Ronnie Morgan.....	1987-88
6.....295	Stan Blackmon.....	1973-74
7.....287	Melvin Davis.....	1976-77
8.....285	John Savage.....	1961-62
9.....284	Jim Mudd.....	1958-59
10.....276	Jim Mudd.....	1959-60

Career Assists

7.....249	Deon Alexander.....	1985-87
8.....248	Calvin Williams.....	1997-98
9.....238	Josh White.....	2008-Pr
10.....233	Jerome Rogers.....	2000-04

NCAA TOURNAMENT HISTORY

**1988 NCAA TOURNAMENT WEST REGIONAL
NO. 15 NORTH TEXAS VS. NO. 2 NORTH CAROLINA**

After one of the school's most historic seasons, the North Texas State Eagles fell victim in its first ever NCAA tournament game to one of the nation's traditional powers, the North Carolina, 83-65. Tony Worrell finished off his career for NTSU by knocking down a pair of threes on his way to a team-high 15 points. Deon Hunter would add 15 more and Ronnie Morgan would pull down 19 rebounds against the Heels, who would go on to win their next two games before falling in the regional finals to Arizona. Sophomore J.R. Reid would lead the Heels with a game-high 29 points on 10 of 16 shooting from the floor. The game had a pro feel to it, as future NBA players Rick Fox and Scott Williams took the court for UNC in addition to Reid.

All in all, the 1987-88 season is looked back on with smiles by those in green as it was the last conference title for NT hoops before capturing the 2007 SBC Tournament. The Eagles finished up their Southland Conference regular season and tournament with 11 straight victories, with only two of those coming by five points or less. Tony Worrell was named Most Outstanding Player of the Southland Tournament after pumping in a season-high 33 points in the title game versus North-east Louisiana, which is now known as ULM, a current Sun Belt Conference member.

**Official Basketball Box Score -- Game Totals -- Final Statistics
North Texas (15) vs Memphis (2)
03-16-07 11:30 a.m. at New Orleans, La. (New Orleans Arena)**

North Texas (15) 58 • 23-11

##	Player	Total			3-Ptr			Rebounds			PF	TP	A	TO	Blk	Stl	Min		
		FG	FGA	FG%	FGA	FT	FTA	Off	Def	Tot									
02	Wooden, Keith	f	6	9	0-0	4-4	1	2	3	4	16	1	3	0	0	29			
32	Williams, Quincy	f	3	8	0-0	3-4	5	4	9	3	9	1	3	3	0	26			
01	Bell, Ben	f	1	6	0-1	2-4	2	2	4	5	4	5	3	0	2	27			
12	Davis, Kendrick	g	4	10	2-3	2-3	0	0	0	4	12	1	0	0	1	25			
33	Watson, Calvin	g	3	8	2-4	5-6	0	1	1	4	13	0	1	1	1	32			
11	Sturns, Michael	g	1	6	0-1	0-0	0	5	5	1	2	2	5	0	1	15			
13	Young, Rich	g	0	2	0-1	0-0	1	8	9	2	0	2	2	1	0	27			
20	Mangrum, Collin	g	0	0	0-0	0-0	0	0	0	0	0	0	0	0	0	0+			
21	Stewart, Harold	g	0	1	0-0	0-0	0	0	0	1	0	0	1	0	0	8			
34	Howerton, Justin	g	1	3	0-0	0-1	0	1	1	1	2	0	0	0	1	11			
Team						2		0		2						1			
Totals		19-53		4-10		16-22		11 23 34		25 58		12 19		5 6		200			
FG % 1st Half: 10-27 37.0%		2nd half: 9-26 34.6%		Game: 19-53 35.8%		3FG % 1st Half: 1-5 20.0%		2nd half: 3-5 60.0%		Game: 4-10 40.0%		Deadeball				Rebounds		4	
FT % 1st Half: 7-9 77.8%		2nd half: 9-13 69.2%		Game: 16-22 72.7%															

Memphis (2) 73 • 31-3

##	Player	Total			3-Ptr			Rebounds			PF	TP	A	TO	Blk	Stl	Min		
		FG	FGA	FG%	FGA	FT	FTA	Off	Def	Tot									
02	Dozier, Robert	f	4	10	0-2	3-4	4	3	7	2	11	2	5	5	1	29			
32	Dorsey, Joey	f	4	11	0-0	1-5	9	6	15	4	9	2	2	1	0	33			
01	Kemp, Willie	f	0	1	0-1	0-0	2	0	2	2	0	0	0	0	0	9			
12	Anderson, Antonio	g	3	4	0-0	0-0	0	2	2	3	6	0	3	0	0	20			
14	Douglas-Roberts, C.	g	6	11	0-2	4-4	1	4	5	4	16	2	2	1	0	24			
04	Niles, Pierre	g	0	1	0-0	0-0	1	0	1	1	0	0	1	0	0	3			
05	Hunt, Jeremy	g	3	11	1-5	2-2	3	3	5	0	9	1	1	0	1	24			
15	Allen, Andre	g	4	10	2-3	4-6	0	1	1	2	14	4	2	0	3	36			
20	Mack, Doneal	g	1	3	1-3	5-6	0	2	2	1	8	1	0	1	1	20			
42	Cooper, Kareem	g	0	0	0-0	0-0	0	0	0	0	0	0	0	0	0	2			
Team						1		4		5						200			
Totals		25-62		4-16		19-27		20 25 45		19 73		12 16		8 6		200			
FG % 1st Half: 15-31 48.4%		2nd half: 10-31 32.3%		Game: 25-62 40.3%		3FG % 1st Half: 3-11 27.3%		2nd half: 1-5 20.0%		Game: 4-16 25.0%		Deadeball				Rebounds		2	
FT % 1st Half: 4-7 57.1%		2nd half: 15-20 75.0%		Game: 19-27 70.4%															

Officials: Reggie Greenwood, Fran Connolly, Michael Reed
Technical fouls: North Texas (15)-Davis, Kendrick, Memphis (2)-Douglas-Roberts, C.,
Attendance:
NCAA DIVISION I MEN'S BASKETBALL CHAMPIONSHIP
SOUTH REGION FIRST ROUND

Score by periods	1st	2nd	Total
North Texas (15)	28	30	58
Memphis (2)	37	36	73

Points In Off 2nd Fast
NT 24 13 8 11 4
MEM 40 15 14 11 31
Game tied - 4 times.

OFFICIAL NCAA BASKETBALL BOX SCORE

Visitors (Last Name, First) Date **3-17-88** Site **HUNTSMAN CENTER-SLC, UTAH**

No.	Name	Pos	1st Half		2nd Half		Totals		PF	TP	A	TO	Blk	Stl	Min					
			FG	FGA	FG	FGA	FT	FTA												
VISITORS (Last Name, First)																				
No.	NORTH TEXAS STATE		6	17	2	7	1	2	3	4	7	4	15							
42	WORRELL, TONY	f	6	17	2	7	1	2	3	4	7	4	15							
50	MORGAN, RONNIE	f	3	9			1	4	7	12	19	3	7							
33	WILLIAMS, WENDALL	c	3	4			0	0	1	1	5	6								
10	ROBERTSON, RICKY	g	2	8	0	3	5	6	2	0	2	2								
22	HUNTER, DEON	g	6	17	3	7	0	0	1	1	5	2								
11	GULLEY, KEVIN	g	0	2			2	2	0	0	0	2								
12	GREIDE, ROBERT	g	0	0			0	0	0	0	0	0								
20	DURYEAL, TIM	g	0	1	0	1	0	0	1	0	0	0								
21	GRONLICK, ANDREW	g	0	3			0	0	1	0	0	0								
32	SMITH, WILLIAM	g	2	4	1	1	4	4	2	0	2	2								
34	WHITTINGTON, DAVID	g	0	1			2	2	3	5	1	2								
44	NORTHCROSS, TONY																			
HOME (Last Name, First)																				
No.	NORTH CAROLINA		2	4	1	2	2	2	0	2	2	1	7							
20	BICKNALL, STEVE	f	2	4	1	2	9	10	4	5	9	4	29							
34	REID, J. R.	f	10	16			0	1	0	11	11	4	10							
42	WILLIAMS, SCOTT	c	5	9	0	1	0	1	0	11	11	4	10							
14	LEBO, JEFF	g	2	5	1	3	2	2	0	1	1	2	7							
22	MADDEN, KEVIN	g	3	5			0	1	1	4	5	1	6							
3	DENNY, JEFF	g	1	1			0	0	1	1	1	2	0							
11	HYATT, RODNEY	g	0	1			0	1	0	0	0	0	1							
21	RICE, KING	g	1	2	1	1	0	0	0	3	2	3	2							
24	EUSTON, DOUG	g	0	0			0	0	0	0	0	0	0							
31	MAY, DAVID	g	0	0			0	0	0	0	0	0	0							
32	CHILCUTT, PETE	g	0	3			0	0	2	1	3	1	0							
33	SMITH, RAYNOLD	g	4	6	2	4	5	6	2	0	2	15	2							
35	JARVIS, JOE	g	1	4			0	0	1	0	1	2	2							
44	FOX, RICK	g	1	4			0	0	0	2	2	1	2							
TEAM REBOUNDS (Included in Totals)																				
			22/66			6/19			15/20			18/21			39/20/65			9/15/0/1/1/200		
TOTAL FG %: 1st Half (10-34) 29.4%																				
2nd Half (8-28) 28.6%																				
Game (18-62) 29.0%																				
3-PT FG %: 1st Half (1-8) 12.5%																				
2nd Half (5-7) 71.4%																				
Game (6-19) 31.6%																				
FT %: 1st Half (3-4) 75.0%																				
2nd Half (12-16) 75.0%																				
Game (15-20) 75.0%																				
DEADEBALL REBOUNDS: 1																				
SCORE BY PERIODS																				
	1st H.	2nd H.	OT	OT	FINAL															
NORTH TEXAS	24	41			65															
NORTH CAROLINA	40	43			83															
OFFICIALS: EUGENE MONTE(R) , DAVID J. PAIR(W) PHIL BOVA (H)																				
Technical Fouls: _____																				
Attendance: _____																				

**2007 NCAA TOURNAMENT SOUTH REGIONAL
NO. 15 NORTH TEXAS VS. NO. 2 MEMPHIS**

The Mean Green gave Memphis a scare, but in the end one, of the most memorable basketball seasons in NT history came to an end in a 73-58 loss to the Tigers in the opening round of the NCAA Tournament. The No. 15 Mean Green (23-11) tested the No. 2 Tigers (31-3) early, but couldn't counter a 14-2 Memphis run in the closing minutes of the first half. North Texas led by as much as six points in the opening frame before Memphis' rally. The Mean Green earned a trip to the Big Dance with it first Sun Belt Conference title in Lafayette, La. North Texas got on the board first on the strength of a Quincy Williams lay-up off a no-look pass from Ben Bell. The bucket got the Mean Green off to a 5-1 run, which jumped out to 10-5 after a 30-foot three-pointer from Calvin Watson.

"If you could cut us open and see how big our hearts are, that is how we played today," said Watson. "I am just really proud of everyone on this team."

Watson, who hit two from downtown against the Tigers, finishes his career as North Texas' all-time leader in three pointers in a career (208) and a season (90 in 2006-07). He also wraps up his Mean Green career as the 10th leading scorer in school history with 1,253 points.

JOHNNY JONES head coach

Age: 48
Alma Mater: Louisiana State ('85)
Record: 150-120 (9th Season)
Overall Record: 165-136 (10th season)
Previous Job: Alabama Asst. Coach (2000-01)
Playing Experience: LSU (1980-84)
Hometown: DeRidder, Louisiana
 DeRidder High School (1976-80)

Jones Coaching Experience

Year	School	Position
2001-Cur.	North Texas	Head Coach
2000-01	Alabama	Asst. Coach
1999-00	Memphis	Interim Head Coach
1997-99	Memphis	Assoc. Head Coach
1994-97	LSU	Assoc. Head Coach
1984-94	LSU	Asst. Coach
1987-88	LSU	Admin. Asst.

Jones Year-by-Year

Year	Overall	Conf.	Finish
2001-02	15-14	8-7	4th-West
2002-03	7-21	2-13	6th-West
2003-04	13-15	8-7	3rd West
2004-05	14-14	6-9	T4th-West
2005-06	14-14	6-9	T4th-West
2006-07	23-11	10-8	3rd West*
2007-08	20-11	10-8	3rd West
2008-09	20-12	11-7	2nd West
2009-10	24-8	13-5	1st West
Totals	150-120	74-73	

* Sun Belt Tournament Champion

North Texas Career Coaching Wins

Coach	Wins	Seasons
Pete Shands	224	22
Johnny Jones	150	9th
Bill Blakeley.....	134	8
Jimmy Gales.....	84	7



- **April 16, 2001** - Jones named 16th head coach in North Texas history, taking over for Vic Trilli who compiled a 20-87 record in four years.
- **Nov. 16, 2001** - Jones won his first game as head coach at North Texas, defeating Southwest Missouri State 79-77 at the Super Pit.
- **March 1, 2002** - Jones and the Mean Green defeated Florida International in the Sun Belt Conference Tournament. The game marked NT's first ever victory in the SBC Tournament and its first in any conference tournament since the 1995-96 season.
- **March 2, 2002** - North Texas ended the season with a 15-14 record to give the Mean Green its first winning season in six years. NT posted the nation's third best one season improvement in winning percentage for 2000-01 to 2001-02.
- **Dec. 7, 2002** - Jones led the Mean Green to a victory over Winthrop at the Brother's Air and Heat Championship game, giving North Texas its first regular-season tournament title in more than 20 years.
- **Nov. 9, 2005** - Jones and his staff signed four players on the first day of the early signing period and, including Arizona State transfer Keith Wooden, had the 29th ranked class in the nation for the early signing period according to Hoop Scoop.

- **Nov. 18, 2005** - Jones won his 50th game at North Texas with the victory over Hardin-Simmons in the season opener.
- **Nov. 12, 2006** - In what is being referred to as his signature win, Jones' Mean Green toppled NIT participant Charlotte 90-72 on the road.
- **Dec. 19, 2006** - Jones leads the Mean Green to another program first - its first win over Western Kentucky in eight tries.
- **March 6, 2007** - Jones gives NT its first-ever Sun Belt Conference title with an 83-75 win over Arkansas State.
- **March 16, 2007** - North Texas plays in its first NCAA Tournament game since 1988, falling to Memphis 73-58 in the opening round.
- **Nov. 11, 2007** - In front of the largest Super Pit crowd since 1980 (6,793), Jones and the Mean Green knocked off Oklahoma State 82-73.
- **Dec. 1, 2007** - Down 21 points at New Mexico State with 14:20 remaining, Jones and the Mean Green engineer the biggest comeback in school history. NT beat the Aggies 75-72 in regulation.
- **Feb. 2, 2008** - Jones records his 100th win at North Texas with a 60-57 victory over Florida International. Only Bill Blakeley reached the milestone faster at NT.

- **Feb. 20, 2008** - North Texas records one of the most lopsided road victories in school history in a 72-40 drubbing of Louisiana at Monroe. It is the largest margin of defeat in Fant-Ewing Coliseum history, and the least amount of points by an NT opponent since 1994.
- **March 5, 2008** - A win over Arkansas State in the Sun Belt Conference opening round secures a second straight 20-win season for the Mean Green.
- **Dec. 31, 2008** - Jones coaches the 250th game of his career, which has spanned eight seasons at NT and Memphis. Jones has amassed a 129-121 record.
- **Feb. 26, 2009** - With a win over Arkansas State, North Texas secured its 10th conference win for a third straight season, a feat not seen at NT since 1924-27.
- **Nov. 18, 2009** - Broke the 14-year hold UT Arlington had on North Texas with a 101-99 double OT win. The Mavericks had won the previous five meetings.
- **Dec. 31, 2009** - In the last game of the decade, Jones passes Bill Blakeley for 2nd place in school history in career victories with 135 wins.
- **Feb. 27, 2010** - North Texas earns first SBC West title and first-round bye in conference tourney.
- **March 9, 2010** - Jones became the first coach in school history to lead the Mean Green to multiple NCAA Tournaments and four straight 20-win seasons.

1 DOMINIQUE JOHNSON

5-10 • 162 • Sr. • G • 1L • Kansas City, Mo. (Arkansas-Fort Smith)

Expected to miss the remainder of 2009-10 with a broken ankle ... 15 points in 16 minutes in Rice win before leaving with an ankle injury ... Had 9 assists to 4 turnovers ... 2008-09: Finished his first season at NT ranked ninth in school history in assists with 120 ... 120 assists are the most by an NT player since 1999, and ranked 6th in SBC ... 1.69 A/TO ratio ranked 123rd in nation ... Needs just 106 assists to reach NT's career top 10 list ... 83.8 FT% ranked second on the squad and 60th in the nation ... One of four NT players to average double figures (11.0 ppg) ... Posted two 20-point efforts.

CAREER HIGHS

Points: 20, last vs. WKU (3/09/09)
 FG Made: 8, last vs. WKU (3/09/09)
 3-FG Made: 4, last vs. WKU (3/09/09)
 FT Made: 9 vs. Indiana St. (11/23/08)
 Assists: 7, last vs. ULL (2/7/09)
 Rebounds: 6 vs. Arkansas St. (1/10/09)
 Steals: 3, last vs. Denver (1/15/09)
 Blocks: 1, last vs. JSU (11/24/09)
 Minutes: 48 vs. Arkansas St. (1/10/09)



Opponent	Date	gs	min	Total		3-Pointers		Free throws		Rebounds				pf	a	t/o	blk	stl	pts	avg
				fg-fga	pct	3fg-fga	pct	ft-fta	pct	off	def	tot	avg							
at UT Arlington	11/18/09		15	1-5	.200	0-2	.000	1-2	.500	0	1	1	1.0	2	3	1	0	1	3	3.0
at Oklahoma State	11/21/09		19	2-6	.333	0-1	.000	5-6	.833	0	3	3	2.0	1	1	0	0	0	9	6.0
JACKSON STATE	11/24/09		10	0-2	.000	0-1	.000	0-0	.000	0	2	2	2.0	2	2	1	0	0	0	4.0
at Rice	12/05/09		16	5-6	.833	3-4	.750	2-2	1.000	0	1	1	1.8	1	3	1	0	2	15	6.8
Totals		0	60	8-19	.421	3-8	.375	8-10	.800	0	7	7	1.8	6	9	4	1	3	27	6.8

Games played: 4
 Minutes/game: 15.0
 Points/game: 6.8
 FG Pct: 42.1
 3FG Pct: 37.5
 FT Pct: 80.0

Rebounds/game: 1.8
 Assists/game: 2.3
 Turnovers/game: 1.0
 Assist/turnover ratio: 2.3
 Steals/game: 0.8
 Blocks/game: 0.3

CAREER STATS

Season	gp-gs	min/avg	Total		3-Point		F-Throws		Rebounds				Scoring							
			fg-fga	pct	fg-fga	pct	ft-fta	pct	off	def	tot	avg	pf	fo	ast	to	blk	stl	pts	avg
2008-09	32-24	970/30.3	107-252	.425	44-109	.404	93-111	.838	22	77	99	3.1	56	0	120	71	1	35	351	11.0
2009-10	4-0	60/15.0	8-19	.421	3-8	.375	8-10	.800	0	7	7	1.8	6	0	9	4	1	3	27	6.8
TOTAL	36-24	1030/28.6	115-271	.424	47-117	.402	101-121	.835	22	84	106	2.9	62	0	129	75	2	38	378	10.5


3 ALZEE WILLIAMS

6-4 • 168 • Fr. • G • HS • Dallas (Mississippi Elite Christian Academy)

Averaging 7.7 minutes spelling Josh White, and as a defensive specialist ... Last 7 games: 9-16 fg, 4-6 from 3-point, 7 rebounds, 25 points ... Made key defensive stop in win over FIU ... Exploded for a career-high 12 points on 5-of-5 shooting in NT's win over FAU ... Poured in 7 points in 7 minutes at HBU, and had 3 rebounds and 2 steals ... Has 5 point outings vs UTA and Jackson State, and 4 points in 7 minutes vs SLU ... Tallied an assist and a block at UALR ... 2008-09: Honed his shooting game at Miss. Elite Christian Academy, averaging over 20 ppg ... Was the District 13-4A MVP at Lincoln High School.

CAREER HIGHS

- Points: 12 vs. FAU (2/4/10)
- FG Made: 5 vs. FAU (2/4/10)
- 3-FG Made: 2 vs. ULM (2/27/10)
- FT Made: 3, vs. UALR (2/20/10)
- Assists: 1, last vs. UALR (2/20/10)
- Rebounds: 3, last vs. UALR (2/20/10)
- Steals: 2 vs. HBU (2/15/10)
- Blocks: 1, last vs. UALR (12/31/09)
- Minutes: 23 vs. UTA (11/18/09)



Opponent	Date	qs	min	Total		3-Pointers		Free throws		Rebounds				pf	a	t/o	blk	stl	pts	avg	
				fg-fga	pct	3fg-fga	pct	ft-fa	pct	off	def	tot	avg								
CAMERON	11/13/09		14	1-2	.500	0-1	.000	0-0	.000	0	1	1	1.0	1	0	0	0	0	2	2.0	
at UT Arlington	11/18/09		23	1-2	.500	0-1	.000	3-4	.750	1	1	2	1.5	4	0	1	0	1	5	3.5	
at Oklahoma State	11/21/09		3	0-0	.000	0-0	.000	0-0	.000	0	0	0	1.0	1	0	1	0	0	0	2.3	
JACKSON STATE	11/24/09		10	2-3	.667	1-2	.500	0-0	.000	0	2	2	1.3	2	0	0	0	0	5	3.0	
at Boise State	11/28/09		7	0-2	.000	0-1	.000	0-0	.000	0	0	0	1.0	0	0	0	0	0	0	2.4	
UNIVERSITY OF THE SO	12/02/09		16	0-4	.000	0-2	.000	1-2	.500	0	2	2	1.2	1	1	1	1	1	1	2.2	
at Rice	12/05/09		12	1-2	.500	0-0	.000	0-0	.000	0	1	1	1.1	0	0	1	0	0	2	2.1	
at Texas A&M	12/07/09		3	0-0	.000	0-0	.000	0-0	.000	0	0	0	1.0	0	0	1	0	0	0	1.9	
ULM	12/13/09		4	0-4	.000	0-1	.000	0-0	.000	0	0	0	0.9	0	0	0	0	0	0	1.7	
FIU	12/20/09		10	0-2	.000	0-2	.000	0-0	.000	0	1	1	0.9	1	0	0	1	0	0	1.5	
SOUTHEASTERN	12/22/09		7	1-3	.333	0-2	.000	2-2	1.000	0	0	0	0.8	0	0	1	0	0	4	1.7	
TEXAS SOUTHERN	12/28/09		5	0-2	.000	0-1	.000	0-0	.000	0	1	1	0.8	1	0	1	0	1	0	1.6	
at UALR	12/31/09		6	0-2	.000	0-2	.000	0-0	.000	0	0	0	0.8	0	1	0	1	0	0	1.5	
at Arkansas State	1/2/10		18	0-3	.000	0-2	.000	1-2	.500	0	0	0	0.7	2	1	2	0	1	1	1.4	
at Louisiana	01/07/10		4	0-0	.000	0-0	.000	0-0	.000	0	0	0	0.7	1	0	0	0	0	0	1.3	
NEW ORLEANS	01/09/10		5	0-1	.000	0-1	.000	1-2	.500	0	1	1	0.7	0	0	0	0	0	1	1.3	
at Troy University	1/14/10		3	0-0	.000	0-0	.000	0-0	.000	0	0	0	0.6	0	0	0	0	0	0	1.2	
ARKANSAS STATE	01/16/10		7	0-2	.000	0-1	.000	1-2	.500	1	0	1	0.7	0	0	1	0	0	1	1.2	
at Western Kentucky	01/28/10		4	0-1	.000	0-0	.000	0-0	.000	0	0	0	0.6	2	0	0	0	0	0	1.2	
at Middle Tennessee	1/30/10		3	0-0	.000	0-0	.000	0-0	.000	0	1	1	0.7	0	0	0	0	0	0	1.1	
FLORIDA ATLANTIC	02/04/10		8	5-5	1.000	0-0	.000	2-3	.667	0	1	1	0.7	1	0	0	0	0	12	1.6	
at FIU	02/06/10		11	0-3	.000	0-2	.000	0-0	.000	0	1	1	0.7	1	0	2	0	0	0	1.5	
at Univ. of New Orleans	02/11/10		10	0-2	.000	0-1	.000	0-0	.000	0	1	1	0.7	0	0	1	0	0	0	1.5	
DENVER	02/13/10		3	1-3	.333	0-2	.000	0-0	.000	0	0	0	0.7	0	0	0	0	0	2	1.5	
at HBU	02/15/10		7	3-6	.500	1-1	1.000	0-0	.000	1	2	3	0.8	0	0	2	0	2	7	1.7	
UALR	02/20/10		15	2-4	.500	1-2	.500	3-5	.600	0	3	3	0.8	0	1	2	0	0	8	2.0	
LOUISIANA-LAFAYETTE	02/25/10		3	0-1	.000	0-1	.000	0-0	.000	0	0	0	0.8	0	0	0	0	0	0	1.9	
at ULM	02/27/10		8	2-2	1.000	2-2	1.000	0-0	.000	0	0	0	0.8	0	0	0	0	0	6	2.0	
vs ULM	3/7/10		2	0-1	.000	0-1	.000	0-0	.000	0	0	0	0.8	0	0	0	0	0	0	2.0	
vs Denver	3/8/10		3	0-0	.000	0-0	.000	0-0	.000	0	0	0	0.7	1	0	0	0	0	0	1.9	
vs TROY	3/9/10		5	2-2	1.000	0-0	.000	0-0	.000	0	1	1	0.7	0	0	0	0	1	4	2.0	
Totals			0	239	21-64	.328	5-31	.161	14-22	.636	3	20	23	0.7	19	4	17	3	7	61	2.0

Games played: 31
 Minutes/game: 7.7
 Points/game: 2.0
 FG Pct: 32.8
 3FG Pct: 16.1
 FT Pct: 63.6

Rebounds/game: 0.7
 Assists/game: 0.1
 Turnovers/game: 0.5
 Assist/turnover ratio: 0.2
 Steals/game: 0.2
 Blocks/game: 0.1


4 GEORGE ODUFUWA

6-8 • 240 • Jr. • F • 1L • Dallas, Texas (Arizona State)

Second-team All-Sun Belt ... All-Sun Belt Tournament Team ... One of 21 players in NCAA averaging a double-double ... Ranks 13th in the NCAA in rebounding with 10.7 per game ... Ranks third in NT history with 343 rebounds this year ... 16th career double-double against Troy in SBC Finals ... 54.4 career FG% ranks 8th in NT history ... Had at least 8 rebounds in 17 of 18 SBC games ... 24 rebounds vs Cameron made him the 9th player in the NCAA since 2005-06 to grab 24 boards ... 2008-09: 18 boards vs. Troy are most by an SBC player in 2008-09 ... ESPN The Magazine Academic All-District First Team.

CAREER HIGHS

Points: 20 vs. UALR (12/31/09)
 FG Made: 8, last vs. HBU (2/15/10)
 3-FG Made: -
 FT Made: 8 vs. UTA (11/18/09)
 Assists: 5 vs. UNO (2/11/10)
 Rebounds: 24 vs. Cameron (11/13/09)
 Steals: 3, last vs. UTA (11/18/09)
 Blocks: 4, last vs. FIU (12/20/09)
 Minutes: 44 vs. UTA (11/18/09)



Opponent	Date	gs	min	Total		3-Pointers		Free throws		Rebounds				pf	a	t/o	blk	stl	pts	avg	
				fg-fga	pct	3fg-fga	pct	ft-fa	pct	off	def	tot	avg								
CAMERON	11/13/09	*	29	4-10	.400	0-0	.000	4-7	.571	6	18	24	24.0	0	1	3	2	1	12	12.0	
at UT Arlington	11/18/09	*	44	4-4	1.000	0-0	.000	8-10	.800	1	10	11	17.5	3	1	4	3	3	16	14.0	
at Oklahoma State	11/21/09	*	34	4-7	.571	0-0	.000	3-4	.750	1	6	7	14.0	1	1	2	1	0	11	13.0	
JACKSON STATE	11/24/09	*	36	4-8	.500	0-0	.000	3-7	.429	4	7	11	13.3	2	0	1	2	2	11	12.5	
at Boise State	11/28/09	*	17	2-4	.500	0-0	.000	1-2	.500	2	2	4	11.4	3	3	3	0	0	5	11.0	
UNIVERSITY OF THE SO	12/02/09	*	18	1-5	.200	0-0	.000	2-2	1.000	3	6	9	11.0	3	0	4	0	0	4	9.8	
at Rice	12/05/09	*	28	1-2	.500	0-0	.000	2-5	.400	2	8	10	10.9	3	0	2	0	0	4	9.0	
at Texas A&M	12/07/09	*	31	5-8	.625	0-0	.000	2-4	.500	5	4	9	10.6	3	1	3	0	1	12	9.4	
ULM	12/13/09	*	33	4-7	.571	0-0	.000	5-9	.556	5	4	9	10.4	2	3	3	3	0	13	9.8	
FIU	12/20/09	*	32	6-7	.857	0-0	.000	0-2	.000	4	4	8	10.2	4	0	2	4	1	12	10.0	
SOUTHEASTERN	12/22/09	*	36	5-11	.455	0-0	.000	2-2	1.000	3	4	7	9.9	3	3	0	2	2	12	10.2	
TEXAS SOUTHERN	12/28/09	*	36	1-2	.500	0-0	.000	4-4	1.000	3	4	7	9.7	5	0	3	0	0	6	9.8	
at UALR	12/31/09	*	31	8-9	.889	0-0	.000	4-7	.571	2	6	8	9.5	4	3	2	0	1	20	10.6	
at Arkansas State	1/2/10	*	31	3-6	.500	0-0	.000	4-4	1.000	6	3	9	9.5	3	2	4	1	0	10	10.6	
at Louisiana	01/07/10	*	37	5-9	.556	0-0	.000	5-7	.714	4	8	12	9.7	3	0	2	1	0	15	10.9	
NEW ORLEANS	01/09/10	*	18	4-7	.571	0-0	.000	1-4	.250	3	6	9	9.6	4	1	2	0	1	9	10.8	
at Troy University	1/14/10	*	25	2-5	.400	0-0	.000	3-4	.750	3	6	9	9.6	2	3	0	0	0	7	10.5	
ARKANSAS STATE	01/16/10	*	33	6-7	.857	0-0	.000	4-4	1.000	2	10	12	9.7	5	4	4	0	2	16	10.8	
SOUTH ALABAMA	01/21/10	*	33	6-9	.667	0-0	.000	4-4	1.000	6	10	16	10.1	2	3	3	0	1	16	11.1	
at Western Kentucky	01/28/10	*	43	5-11	.455	0-0	.000	5-9	.556	7	9	16	10.4	3	2	3	0	1	15	11.3	
at Middle Tennessee	1/30/10	*	37	4-7	.571	0-0	.000	3-7	.429	1	12	13	10.5	4	2	1	1	0	11	11.3	
FLORIDA ATLANTIC	02/04/10	*	32	5-6	.833	0-0	.000	4-5	.800	0	9	9	10.4	3	1	5	1	0	14	11.4	
at FIU	02/06/10	*	34	4-6	.667	0-0	.000	3-6	.500	0	11	11	10.4	1	0	3	2	0	11	11.4	
at Univ. of New Orleans	02/11/10	*	27	2-6	.333	0-0	.000	3-5	.600	3	10	13	10.5	3	5	5	0	1	7	11.2	
DENVER	02/13/10	*	36	3-5	.600	0-0	.000	3-6	.500	1	7	8	10.4	4	3	2	0	2	9	11.1	
at HBU	02/15/10	*	28	8-9	.889	0-0	.000	3-4	.750	1	9	10	10.4	3	4	1	1	0	19	11.4	
UALR	02/20/10	*	18	7-7	1.000	0-0	.000	0-0	.000	1	4	5	10.2	3	0	3	0	1	14	11.5	
LOUISIANA-LAFAYETTE	02/25/10	*	36	5-7	.714	0-0	.000	3-8	.375	3	8	11	10.3	2	2	1	0	0	13	11.6	
at ULM	02/27/10	*	35	4-8	.500	0-0	.000	2-6	.333	4	12	16	10.4	4	3	3	1	0	10	11.5	
vs ULM	3/7/10	*	35	1-4	.250	0-0	.000	6-11	.545	1	9	10	10.4	4	1	0	1	0	8	11.4	
vs Denver	3/8/10	*	37	6-7	.857	0-0	.000	4-7	.571	5	8	13	10.5	3	2	4	3	1	16	11.5	
vs TROY	3/9/10	*	32	4-7	.571	0-0	.000	3-3	1.000	3	14	17	10.7	1	2	1	1	0	11	11.5	
Totals			31	1012	133-217	.613	0-0	.000	103-169	.609	95	248	343	10.7	93	56	79	30	21	369	11.5

Games played: 32
 Minutes/game: 31.6
 Points/game: 11.5
 FG Pct: 61.3
 FT Pct: 60.9

Rebounds/game: 10.7
 Assists/game: 1.8
 Turnovers/game: 2.5
 Assist/turnover ratio: 0.7
 Steals/game: 0.7
 Blocks/game: 0.9

CAREER STATS

Season	gp-gs	min/avg	Total		3-Point		F-Throws		Rebounds				Scoring							
			fg-fga	pct	fg-fga	pct	ft-fa	pct	off	def	tot	avg	pf	fo	ast	to	blk	stl	pts	avg
2008-09	32-26	691/21.6	72-160	.450	0-0	.000	52-79	.658	67	143	210	6.6	101	4	31	51	21	29	196	6.1
2009-10	32-31	1012/31.6	133-217	.613	0-0	.000	103-169	.609	95	248	343	10.7	93	2	56	79	30	21	369	11.5
TOTAL	64-57	1703/26.6	205-377	.544	0-0	.000	155-248	.625	162	391	553	8.6	194	6	87	130	51	50	565	8.8

10 JOSH WHITE

5-10 • 175 • Jr. • G • 2L • Baton Rouge, La. (Christian Life Academy)

Third-team All-Sun Belt ... One of 3 Sun Belt players to average at least 14.9 ppg and 3.5 apg ... 15th NT player to post multiple 400-point seasons ... 238 career assists ranks 9th in NT history ... Ranks 11th in NT history with 1,241 points ... Ranks 3rd in the Sun Belt in minutes per game at 35.8 ... 85.3 career FT% ranks second in NT history ... Has 145 career 3-pointers ... 18th player in NT history to reach 1,000 point mark ... Still averaging 19.0 ppg against Big XII opponents ... Has 65 career double-digit scoring games ... Posted a career-high 35 points at UTA ... Preseason Second Team All-Sun Belt.

CAREER HIGHS

Points: 35 vs. UTA (11/18/09)
 FG Made: 9, last vs. USW (12/2/09)
 3-FG Made: 6 vs Texas (12/5/07)
 FT Made: 15 vs. UTA (11/18/09)
 Assists: 7, last vs. FIU (2/6/10)
 Rebounds: 8 vs Okla. State (11/17/08)
 Steals: 3 vs Okla. State (11/14/07)
 Blocks: 1, last vs. ULM (3/7/10)
 Minutes: 46, last vs. UTA (11/18/09)



Opponent	Date	gs	min	Total		3-Pointers		Free throws		Rebounds				pf	a	t/o	blk	stl	pts	avg	
				fg-fga	pct	3fg-fga	pct	ft-fga	pct	off	def	tot	avg								
CAMERON	11/13/09	*	30	6-9	.667	5-6	.833	2-3	.667	1	3	4	4.0	2	4	2	0	0	19	19.0	
at UT Arlington	11/18/09	*	46	9-14	.643	2-4	.500	15-18	.833	2	5	7	5.5	1	4	7	0	0	35	27.0	
at Oklahoma State	11/21/09	*	35	1-6	.167	0-3	.000	2-2	1.000	0	1	1	4.0	1	5	4	0	0	4	19.3	
JACKSON STATE	11/24/09	*	32	0-5	.000	0-2	.000	4-4	1.000	1	3	4	4.0	0	4	4	0	1	4	15.5	
at Boise State	11/28/09	*	34	9-16	.563	3-7	.429	2-2	1.000	0	3	3	3.8	2	6	3	0	0	23	17.0	
UNIVERSITY OF THE SO	12/02/09	*	32	9-11	.818	2-4	.500	1-1	1.000	0	2	2	3.5	2	5	1	0	1	21	17.7	
at Rice	12/05/09	*	38	2-5	.400	1-1	1.000	9-9	1.000	0	2	2	3.3	1	4	3	0	0	14	17.1	
at Texas A&M	12/07/09	*	38	5-13	.385	1-4	.250	4-6	.667	2	0	2	3.1	1	5	3	0	0	15	16.9	
ULM	12/13/09	*	37	4-6	.667	4-5	.800	3-4	.750	1	1	2	3.0	2	5	3	0	0	15	16.7	
FIU	12/20/09	*	40	3-10	.300	2-6	.333	5-10	.500	0	1	1	2.8	1	3	2	0	0	13	16.3	
SOUTHEASTERN	12/22/09	*	33	3-5	.600	1-3	.333	6-6	1.000	0	1	1	2.6	1	1	3	0	1	13	16.0	
TEXAS SOUTHERN	12/28/09	*	37	5-9	.556	2-4	.500	0-1	.000	0	0	0	2.4	0	2	2	0	1	12	15.7	
at UALR	12/31/09	*	36	3-10	.300	2-6	.333	5-6	.833	0	1	1	2.3	1	7	4	0	0	13	15.5	
at Arkansas State	1/2/10	*	39	3-12	.250	1-3	.333	2-3	.667	2	2	4	2.4	3	5	2	0	0	9	15.0	
at Louisiana	01/07/10	*	39	4-11	.364	3-4	.750	3-4	.750	2	1	3	2.5	4	4	6	0	0	14	14.9	
NEW ORLEANS	01/09/10	*	35	5-12	.417	2-5	.400	9-11	.818	0	0	0	2.3	1	4	1	0	1	21	15.3	
at Troy University	1/14/10	*	32	6-11	.545	4-8	.500	2-2	1.000	1	2	3	2.4	1	2	6	0	1	18	15.5	
ARKANSAS STATE	01/16/10	*	33	2-7	.286	1-4	.250	0-0	.000	0	2	2	2.3	0	2	2	0	1	5	14.9	
SOUTH ALABAMA	01/21/10	*	39	6-12	.500	1-4	.250	1-2	.500	0	3	3	2.4	3	2	4	0	1	14	14.8	
at Western Kentucky	01/28/10	*	44	4-13	.308	0-5	.000	3-5	.600	0	1	1	2.3	1	5	3	0	1	11	14.7	
at Middle Tennessee	1/30/10	*	37	2-9	.222	1-3	.333	8-9	.889	0	3	3	2.3	1	3	3	0	2	13	14.6	
FLORIDA ATLANTIC	02/04/10	*	32	0-4	.000	0-1	.000	9-10	.900	0	0	0	2.2	2	0	4	1	0	9	14.3	
at FIU	02/06/10	*	37	5-13	.385	1-5	.200	0-1	.000	0	0	0	2.1	2	7	2	0	1	11	14.2	
at Univ. of New Orleans	02/11/10	*	28	5-12	.417	3-6	.500	5-6	.833	0	0	0	2.0	1	3	1	0	1	18	14.3	
DENVER	02/13/10	*	37	2-5	.400	1-3	.333	12-13	.923	0	0	0	2.0	0	1	0	0	0	17	14.4	
at HBU	02/15/10	*	32	8-12	.667	4-6	.667	8-9	.889	0	1	1	1.9	0	3	2	0	2	28	15.0	
UALR	02/20/10	*	26	3-7	.429	0-3	.000	6-6	1.000	0	2	2	1.9	0	6	1	0	0	12	14.9	
LOUISIANA-LAFAYETTE	02/25/10	*	37	5-10	.500	3-6	.500	1-2	.500	1	0	1	1.9	2	1	2	0	0	14	14.8	
at ULM	02/27/10	*	38	2-7	.286	1-2	.500	13-16	.813	1	1	2	1.9	1	2	8	0	1	18	14.9	
vs ULM	3/7/10	*	38	6-13	.462	2-6	.333	4-4	1.000	0	0	0	1.8	2	5	4	1	2	18	15.0	
vs Denver	3/8/10	*	38	4-15	.267	2-7	.286	4-4	1.000	2	2	4	1.9	2	1	6	0	1	14	15.0	
vs TROY	3/9/10	*	36	3-11	.273	2-7	.286	3-4	.750	1	0	1	1.9	3	1	3	0	0	11	14.9	
Totals			32	1145	134-315	.425	57-143	.399	151-183	.825	17	43	60	1.9	44	112	101	2	19	476	14.9

Games played: 32
 Minutes/game: 35.8
 Points/game: 14.9
 FG Pct: 42.5
 3FG Pct: 39.9
 FT Pct: 82.5

Rebounds/game: 1.9
 Assists/game: 3.5
 Turnovers/game: 3.2
 Assist/turnover ratio: 1.1
 Steals/game: 0.6
 Blocks/game: 0.1

CAREER STATS

Season	gp-gs	min/avg	Total		3-Point		F-Throws		Rebounds				Scoring							
			fg-fga	pct	fg-fga	pct	ft-fga	pct	off	def	tot	avg	pf	fo	ast	to	blk	stl	pts	avg
2007-08	29-28	925/31.9	116-254	.457	49-107	.458	123-145	.848	16	57	73	2.5	42	0	44	62	0	14	404	13.9
2008-09	32-30	1075/33.6	113-289	.391	39-128	.305	96-106	.906	15	77	92	2.9	38	0	82	53	0	16	361	11.3
2009-10	32-32	1145/35.8	134-315	.425	57-143	.399	151-183	.825	17	43	60	1.9	44	0	112	101	2	19	476	14.9
TOTAL	93-90	3145/33.8	363-858	.423	145-378	.384	370-434	.853	48	177	225	2.4	124	0	238	216	2	49	1241	13.3


11 ANTWONE MATLOCK

6-1 • 177 • Sr. • G • 1L • Dallas, Texas (Trinidad State)

Hit 3-pointer in career high 13 minutes vs UALR ... Put the nail in the coffin at UNO with a deep 3-pointer - his first career 3-pointer ... One of the leaders of the "Reinforcements Line", a 5-man change-of-pace unit off the NT bench ... Posted a career-high 8 minutes against South Alabama ... 2008-09: Saw first action in a Mean Green uniform versus Cameron, landing a layup on 1-of-2 shooting ... Grabbed season-high seven minutes vs. Louisiana-Lafayette, pulling down 2 rebounds ... Also saw time against Sun Belt foes Florida Atlantic, ULM, Denver, and Western Kentucky.

CAREER HIGHS

Points: 3, last vs. UALR (2/20/10)
 FG Made: 1, last vs. UALR (2/20/10)
 3-FG Made: 1, last vs. UALR (2/20/10)
 FT Made: -
 Assists: -
 Rebounds: 2 vs. ULL (2/7/09)
 Steals: -
 Blocks: -
 Minutes: 13 vs. UALR (2/20/10)



Opponent	Date	gs	min	Total		3-Pointers		Free throws		Rebounds				pf	a	t/o	blk	stl	pts	avg
				fg-fga	pct	3fg-fga	pct	ft-fa	pct	off	def	tot	avg							
CAMERON	11/13/09	1		0-1	.000	0-1	.000	0-0	.000	0	0	0	0.0	1	0	0	0	0	0	0.0
UNIVERSITY OF THE SO	12/02/09	4		0-2	.000	0-2	.000	0-0	.000	0	1	1	0.5	0	0	0	0	0	0	0.0
NEW ORLEANS	01/09/10	1		0-0	.000	0-0	.000	0-0	.000	0	0	0	0.3	1	0	0	0	0	0	0.0
SOUTH ALABAMA	01/21/10	8		0-1	.000	0-1	.000	0-0	.000	0	1	1	0.5	1	0	0	0	0	0	0.0
at Western Kentucky	01/28/10	1		0-0	.000	0-0	.000	0-0	.000	0	0	0	0.4	0	0	0	0	0	0	0.0
at Univ. of New Orleans	02/11/10	2		1-1	1.000	1-1	1.000	0-0	.000	0	0	0	0.3	1	0	0	0	0	3	0.5
at HBU	02/15/10	3		0-0	.000	0-0	.000	0-0	.000	0	0	0	0.3	0	0	0	0	0	0	0.4
UALR	02/20/10	13		1-3	.333	1-3	.333	0-0	.000	0	0	0	0.3	0	0	1	0	0	3	0.8
LOUISIANA-LAFAYETTE	02/25/10	3		0-0	.000	0-0	.000	0-0	.000	0	0	0	0.2	0	0	0	0	0	0	0.7
at ULM	02/27/10	2		0-2	.000	0-1	.000	0-0	.000	0	0	0	0.2	0	0	0	0	0	0	0.6
vs ULM	3/7/10	2		0-0	.000	0-0	.000	0-0	.000	0	0	0	0.2	1	0	0	0	0	0	0.5
Totals		0	40	2-10	.200	2-9	.222	0-0	.000	0	2	2	0.2	5	0	1	0	0	6	0.5

Games played: 11
 Minutes/game: 3.6
 Points/game: 0.5
 FG Pct: 20.0
 3FG Pct: 22.2

Rebounds/game: 0.2
 Turnovers/game: 0.1

CAREER STATS

Season	gp-gs	min/avg	Total		3-Point		F-Throws		Rebounds				Scoring							
			fg-fga	pct	fg-fga	pct	ft-fa	pct	off	def	tot	avg	pf	fo	ast	to	blk	stl	pts	avg
2008-09	6-0	12/2.0	1-7	.143	0-5	.000	0-0	.000	0	2	2	0.3	3	0	0	2	0	0	2	0.3
2009-10	11-0	40/3.6	2-10	.200	2-9	.222	0-0	.000	0	2	2	0.2	5	0	0	1	0	0	6	0.5
TOTAL	17-0	52/3.1	3-17	.176	2-14	.143	0-0	.000	0	4	4	0.2	8	0	0	3	0	0	8	0.5

12 NICK GOFF

6-4 • 180 • Fr. • G • HS • Columbus, Ohio (St. Francis DeSales)

Grabbed a rebound at UNO and vs UALR ... Saw 3 minutes vs. USW and hit a layup ... Hit a pair of free throws in his first action at NT vs Cameron ... Also saw time vs UNO and at HBU ... 2008-09: Was a standout at St. Francis DeSales in Columbus, Ohio, earning All-Central District Division II Third-Team honors ... Scored 13.7 ppg in leading St. Francis to the state semi-final game, where they fell to national powerhouse St. Vincent-St. Mary ... Had the Stallions ranked No. 8 in Ohio heading into the state tourney ... Was honorable mention All-Central District Division II.

CAREER HIGHS

Points: 2, last vs. USW (12/2/09)
 FG Made: 1 vs. USW (12/2/09)
 3-FG Made: -
 FT Made: 2 vs. Cameron (11/13/09)
 Assists: 1 vs. USW (12/2/09)
 Rebounds: 2 vs. USW (12/2/09)
 Steals: -
 Blocks: -
 Minutes: 3, last vs. UALR (2/20/10)



Opponent	Date	gs	min	Total		3-Pointers		Free throws		Rebounds				pf	a	t/o	blk	stl	pts	avg
				fg-fga	pct	3fg-fga	pct	ft-fga	pct	off	def	tot	avg							
CAMERON	11/13/09		1	0-0	.000	0-0	.000	2-2	1.000	0	0	0	0.0	0	0	1	0	0	2	2.0
UNIVERSITY OF THE SO	12/02/09		3	1-2	.500	0-0	.000	0-0	.000	1	1	2	1.0	0	1	0	0	0	2	2.0
NEW ORLEANS	01/09/10		1	0-0	.000	0-0	.000	0-0	.000	0	0	0	0.7	0	0	0	0	0	0	1.3
at Univ. of New Orleans	02/11/10		3	0-0	.000	0-0	.000	0-0	.000	0	1	1	0.8	0	0	0	0	0	0	1.0
at HBU	02/15/10		1	0-0	.000	0-0	.000	0-0	.000	0	0	0	0.6	0	0	0	0	0	0	0.8
UALR	02/20/10		3	0-0	.000	0-0	.000	0-0	.000	0	1	1	0.7	0	0	1	0	0	0	0.7
Totals			0	12	1-2	.500	0-0	.000	2-2	1.000	1	3	4	0.7	0	1	2	0	4	0.7

Games played: 6
 Minutes/game: 2.0
 Points/game: 0.7
 FG Pct: 50.0
 FT Pct: 100.0

Rebounds/game: 0.7
 Assists/game: 0.2
 Turnovers/game: 0.3
 Assist/turnover ratio: 0.5


14 TRISTAN THOMPSON

6-5 • 190 • Jr. • G • 2L • Angleton, Texas (Brewster Academy)

Third-team All-Sun Belt ... Became the 19th player in NT history to score 1,000 career points in SBC Final vs Troy ... Ranks 8th in NT history with 38.3 3FG% ... 79.9 FT% ranks eighth in NT history ... Averaging 14.6 points per game in Sun Belt contests over last 2 years (36 games) ... 113 3-pointers ranks 9th in NT history ... Averaged 17.4 points on 45.0% shooting from 3-point over 18-game span of double-digit games ... 2008-09: NT's 2nd highest scoring threat with 11.4 ppg ... Had five 20-point games in 08-09 ... Recorded first perfect night in NT history vs Sam Houston - 6-6 FG, 2-2 3-point, 6-6 FT.

CAREER HIGHS

Points: 27, last vs. FIU (12/20/09)
 FG Made: 11 vs. UL (12/18/08)
 3-FG Made: 6, last vs. UALR (12/31/09)
 FT Made: 13 vs. UL (2/7/09)
 Assists: 5, last vs. HBU (2/15/10)
 Rebounds: 8, last vs. NMSU (12/1/07)
 Steals: 4 vs. WKU (1/28/10)
 Blocks: 1, last vs. UALR (2/20/10)
 Minutes: 44 vs. WKU (1/28/10)



Opponent	Date	gs	min	Total		3-Pointers		Free throws		Rebounds				pf	a	t/o	blk	stl	pts	avg	
				fg-fga	pct	3fg-fga	pct	ft-fa	pct	off	def	tot	avg								
CAMERON	11/13/09	*	16	1-3	.333	0-2	.000	3-4	.750	1	2	3	3.0	1	0	1	0	0	5	5.0	
at UT Arlington	11/18/09	*	25	1-5	.200	0-0	.000	7-9	.778	1	3	4	3.5	4	3	3	0	0	9	7.0	
at Oklahoma State	11/21/09	*	15	2-6	.333	1-2	.500	0-0	.000	3	2	5	4.0	2	1	2	0	0	5	6.3	
JACKSON STATE	11/24/09	*	21	1-7	.143	0-1	.000	3-4	.750	0	2	2	3.5	1	3	2	0	0	5	6.0	
at Boise State	11/28/09	*	24	2-7	.286	2-4	.500	1-2	.500	0	4	4	3.6	1	1	1	0	0	7	6.2	
UNIVERSITY OF THE SO	12/02/09	*	23	4-8	.500	3-5	.600	0-1	.000	0	4	4	3.7	0	1	0	0	2	11	7.0	
at Rice	12/05/09	*	18	0-4	.000	0-3	.000	2-2	1.000	0	0	0	3.1	2	0	0	0	0	2	6.3	
at Texas A&M	12/07/09	*	26	3-8	.375	0-2	.000	3-3	1.000	1	2	3	3.1	0	2	2	0	1	9	6.6	
ULM	12/13/09	*	32	7-8	.875	4-4	1.000	2-2	1.000	0	3	3	3.1	2	1	3	0	1	20	8.1	
FIU	12/20/09	*	37	8-19	.421	6-11	.545	5-6	.833	1	3	4	3.2	4	2	2	0	0	27	10.0	
SOUTHEASTERN	12/22/09	*	31	5-10	.500	2-5	.400	0-2	.000	0	2	2	3.1	3	0	2	0	1	12	10.2	
TEXAS SOUTHERN	12/28/09	*	37	7-14	.500	2-6	.333	5-6	.833	0	4	4	3.2	3	5	1	0	0	21	11.1	
at UALR	12/31/09	*	34	9-13	.692	6-9	.667	2-3	.667	2	2	4	3.2	2	2	3	0	0	26	12.2	
at Arkansas State	1/2/10	*	35	5-14	.357	1-5	.200	7-8	.875	3	2	5	3.4	0	2	3	0	1	18	12.6	
at Louisiana	01/07/10	*	35	1-4	.250	0-1	.000	9-11	.818	0	2	2	3.3	3	0	5	0	0	11	12.5	
NEW ORLEANS	01/09/10	*	23	6-9	.667	3-5	.600	3-4	.750	1	2	3	3.3	1	2	0	0	0	18	12.9	
at Troy University	1/14/10	*	32	4-12	.333	3-7	.429	10-11	.909	1	3	4	3.3	1	1	0	0	3	21	13.4	
ARKANSAS STATE	01/16/10	*	35	3-13	.231	1-5	.200	7-7	1.000	1	0	1	3.2	2	3	1	0	1	14	13.4	
SOUTH ALABAMA	01/21/10	*	30	5-13	.385	3-8	.375	2-2	1.000	0	1	1	3.1	4	1	3	0	2	15	13.5	
at Western Kentucky	01/28/10	*	44	6-15	.400	3-7	.429	5-5	1.000	1	4	5	3.2	3	0	4	0	4	20	13.8	
at Middle Tennessee	1/30/10	*	38	5-12	.417	2-5	.400	5-6	.833	1	2	3	3.1	4	0	2	1	1	17	14.0	
FLORIDA ATLANTIC	02/04/10	*	32	7-12	.583	1-3	.333	1-1	1.000	0	5	5	3.2	5	2	1	0	1	16	14.0	
at FIU	02/06/10	*	34	5-10	.500	2-5	.400	7-11	.636	1	4	5	3.3	1	1	1	0	1	19	14.3	
at Univ. of New Orleans	02/11/10	*	23	2-5	.400	1-2	.500	6-7	.857	0	3	3	3.3	2	2	2	0	1	11	14.1	
DENVER	02/13/10	*	36	4-8	.500	2-6	.333	0-1	.000	1	2	3	3.3	2	0	1	0	0	10	14.0	
at HBU	02/15/10	*	18	4-11	.364	3-6	.500	6-6	1.000	2	3	5	3.3	4	5	2	0	0	17	14.1	
UALR	02/20/10	*	24	3-8	.375	0-2	.000	3-5	.600	1	3	4	3.4	1	2	1	1	0	9	13.9	
LOUISIANA-LAFAYETTE	02/25/10	*	33	6-8	.750	0-1	.000	4-4	1.000	0	4	4	3.4	2	1	1	0	1	16	14.0	
at ULM	02/27/10	*	34	4-12	.333	3-7	.429	3-3	1.000	1	0	1	3.3	3	4	3	0	1	14	14.0	
vs ULM	3/7/10	*	37	5-11	.455	2-7	.286	4-6	.667	1	0	1	3.2	2	3	3	0	1	16	14.0	
vs Denver	3/8/10	*	38	6-12	.500	1-3	.333	6-8	.750	0	4	4	3.3	0	1	1	0	1	19	14.2	
vs TROY	3/9/10	*	39	4-14	.286	0-3	.000	2-2	1.000	0	5	5	3.3	2	3	1	0	1	10	14.1	
Totals			28	959	135-315	.429	57-142	.401	123-152	.809	24	82	106	3.3	67	54	57	2	25	450	14.1

Games played: 32
 Minutes/game: 30.0
 Points/game: 14.1
 FG Pct: 42.9
 3FG Pct: 40.1
 FT Pct: 80.9

Rebounds/game: 3.3
 Assists/game: 1.7
 Turnovers/game: 1.8
 Assist/turnover ratio: 0.9
 Steals/game: 0.8
 Blocks/game: 0.1

CAREER STATS

Season	gp-gs	min/avg	Total		3-Point		F-Throws		Rebounds				Scoring							
			fg-fga	pct	fg-fga	pct	ft-fa	pct	off	def	tot	avg	pf	fo	ast	to	blk	stl	pts	avg
2007-08	30-12	494/16.5	56-133	.421	22-62	.355	59-74	.797	19	49	68	2.3	39	0	21	37	1	14	193	6.4
2008-09	32-27	718/22.4	107-248	.431	34-91	.374	117-148	.791	22	52	74	2.3	59	1	34	41	1	11	365	11.4
2009-10	32-28	959/30.0	135-315	.429	57-142	.401	123-152	.809	24	82	106	3.3	67	1	54	57	2	25	450	14.1
TOTAL	94-67	2171/23.1	298-696	.428	113-295	.383	299-374	.799	65	183	248	2.6	165	2	109	135	4	50	1008	10.7

15 BEN KNOX

6-10 • 221 • Fr. • C • RS • Arlington, Texas (Grace Prep Academy)

Posted career-high 3 boards in Troy win ... Now has 2 career blocks and 2 steals in 16 minutes against Arkansas State ... Recorded first career block at No. 16 Texas A&M ... Posted 4 points on 2-2 shooting at Boise State ... Saw first action at NT and grabbed 1 rebound vs Cameron ... 2008-09: Took a redshirt ... Was a TAPPS Second-Team All-State selection as a senior ... Guided Grace Prep to the TAPPS state title game in each of the last two seasons ... Ranked as the No. 62 recruit in the state by TexasHoops.com ... Listed as No. 354 among the top 1,000 players in the country by HoopScoopOnline.com.

CAREER HIGHS

Points: 4 vs. Boise St. (11/28/09)
 FG Made: 2 vs. Boise St. (11/28/09)
 3-FG Made: -
 FT Made: -
 Assists: 1, last vs. UNO (2/10/10)
 Rebounds: 3 vs. Troy (1/14/10)
 Steals: 1, last vs. ASU (1/16/10)
 Blocks: 1, last vs. HBU (2/15/10)
 Minutes: 14 vs. UNO (1/9/10)



Opponent	Date	gs	min	Total		3-Pointers		Free throws		Rebounds				pf	a	t/o	blk	stl	pts	avg	
				fg-fga	pct	3fg-fga	pct	ft-fa	pct	off	def	tot	avg								
CAMERON	11/13/09		1	0-0	.000	0-0	.000	0-0	.000	1	0	1	1.0	0	0	0	0	0	0	0.0	
at Boise State	11/28/09		4	2-2	1.000	0-0	.000	0-0	.000	1	0	1	1.0	0	1	1	0	0	4	2.0	
UNIVERSITY OF THE SO	12/02/09		10	0-0	.000	0-0	.000	0-0	.000	1	0	1	1.0	1	0	1	0	0	0	1.3	
at Texas A&M	12/07/09		3	0-0	.000	0-0	.000	0-0	.000	0	0	0	0.8	1	0	0	1	0	0	1.0	
ULM	12/13/09		1	0-0	.000	0-0	.000	0-2	.000	0	1	1	0.8	0	0	0	0	0	0	0.8	
FIU	12/20/09		0	0-0	.000	0-0	.000	0-0	.000	0	0	0	0.7	0	0	0	0	0	0	0.7	
at Arkansas State	1/2/10		9	1-3	.333	0-0	.000	0-0	.000	2	1	3	1.0	1	0	0	1	1	2	0.9	
at Louisiana	01/07/10		7	0-0	.000	0-0	.000	0-0	.000	1	0	1	1.0	3	1	1	0	0	0	0.8	
NEW ORLEANS	01/09/10		14	0-1	.000	0-0	.000	0-0	.000	0	2	2	1.1	0	0	0	0	0	0	0.7	
at Troy University	1/14/10		3	1-2	.500	0-0	.000	0-0	.000	2	1	3	1.3	0	0	0	0	0	2	0.8	
ARKANSAS STATE	01/16/10		7	1-1	1.000	0-0	.000	0-0	.000	0	0	0	1.2	0	0	0	1	1	2	0.9	
SOUTH ALABAMA	01/21/10		1	0-1	.000	0-0	.000	0-0	.000	0	0	0	1.1	1	0	0	0	0	0	0.8	
FLORIDA ATLANTIC	02/04/10		2	0-0	.000	0-0	.000	0-0	.000	0	0	0	1.0	0	0	0	0	0	0	0.8	
at Univ. of New Orleans	02/11/10		3	0-0	.000	0-0	.000	0-0	.000	0	1	1	1.0	0	1	0	0	0	0	0.7	
at HBU	02/15/10		3	0-0	.000	0-0	.000	0-0	.000	1	0	1	1.0	0	0	1	1	0	0	0.7	
UALR	02/20/10		6	0-3	.000	0-0	.000	0-0	.000	1	0	1	1.0	2	0	1	0	0	0	0.6	
Totals			0	74	5-13	.385	0-0	.000	0-2	.000	10	6	16	1.0	9	3	5	4	2	10	0.6

Games played: 16
 Minutes/game: 4.6
 Points/game: 0.6
 FG Pct: 38.5
 FT Pct: 0.0

Rebounds/game: 1.0
 Assists/game: 0.2
 Turnovers/game: 0.3
 Assist/turnover ratio: 0.6
 Steals/game: 0.1
 Blocks/game: 0.3

20 COLLIN MANGRUM

6-4 • 190 • Jr. • G • 2L • Howe, Texas (Howe HS)

Leader of the "Reinforcements Line" ... Will be first player in NT history to play in two NCAA Tournament games ... Recorded career highs in rebounds in SBC Tourney - 5 vs ULM, 6 vs Denver ... NT's spark off the bench is playing the best ball of his career ... Has started 3 games this year - giving him 4 career starts ... Shooting 38.8 percent from the floor after entering '09-10 with 28.8 career shooting percentage ... 2008-09: Had career highs in points, field goals and 3-pointers in breakout game vs MTSU ... Missed all of 2007-08 and the final nine games of the 08-09 season after exacerbating chronic injuries.

CAREER HIGHS

Points: 19 vs. MTSU (12/31/08)
 FG Made: 7 vs. MTSU (12/31/08)
 3-FG Made: 5 vs. MTSU (12/31/08)
 FT Made: 4, last vs Jarvis (12/22/06)
 Assists: 4 vs. WKU (1/28/10)
 Rebounds: 6 vs. Denver (3/8/10)
 Steals: 2, last vs. UALR (2/20/10)
 Blocks: 1, last vs. Denver (3/8/10)
 Minutes: 27 vs. TSU (12/28/09)



Opponent	Date	gs	min	Total		3-Pointers		Free throws		Rebounds				pf	a	t/o	blk	stl	pts	avg
				fg-fga	pct	3fg-fga	pct	ft-fa	pct	off	def	tot	avg							
CAMERON	11/13/09		12	3-7	.429	1-3	.333	2-2	1.000	0	0	0	0.0	2	0	0	0	0	9	9.0
at Oklahoma State	11/21/09		10	2-2	1.000	1-1	1.000	0-0	.000	0	1	1	0.5	1	0	1	0	0	5	7.0
JACKSON STATE	11/24/09		15	3-6	.500	1-4	.250	0-0	.000	0	0	0	0.3	4	0	1	1	2	7	7.0
at Boise State	11/28/09		16	2-3	.667	0-0	.000	0-1	.000	0	0	0	0.3	2	0	0	0	0	4	6.3
UNIVERSITY OF THE SO	12/02/09		15	2-3	.667	1-2	.500	2-2	1.000	0	1	1	0.4	4	1	0	1	1	7	6.4
at Rice	12/05/09		23	4-8	.500	1-4	.250	3-4	.750	0	3	3	0.8	2	0	1	1	1	12	7.3
ULM	12/13/09		11	0-3	.000	0-2	.000	0-0	.000	0	1	1	0.9	1	0	1	0	0	0	6.3
FIU	12/20/09		9	0-2	.000	0-2	.000	2-2	1.000	0	2	2	1.0	0	0	0	0	0	2	5.8
SOUTHEASTERN	12/22/09		9	0-1	.000	0-1	.000	0-0	.000	0	0	0	0.9	2	0	0	0	0	0	5.1
TEXAS SOUTHERN	12/28/09	*	27	3-6	.500	0-1	.000	3-3	1.000	0	3	3	1.1	0	0	3	0	1	9	5.5
at UALR	12/31/09	*	17	1-4	.250	1-4	.250	0-0	.000	0	2	2	1.2	2	2	0	0	0	3	5.3
at Arkansas State	1/2/10	*	8	0-3	.000	0-1	.000	0-0	.000	0	0	0	1.1	0	0	1	0	0	0	4.8
at Louisiana	01/07/10		2	0-1	.000	0-0	.000	0-0	.000	0	0	0	1.0	1	0	1	0	0	0	4.5
NEW ORLEANS	01/09/10		12	2-4	.500	1-3	.333	0-0	.000	0	1	1	1.0	1	0	2	0	1	5	4.5
at Troy University	1/14/10		4	0-2	.000	0-2	.000	0-0	.000	0	1	1	1.0	0	0	0	0	1	0	4.2
SOUTH ALABAMA	01/21/10		6	0-1	.000	0-0	.000	0-0	.000	0	0	0	0.9	3	0	2	1	1	0	3.9
at Western Kentucky	01/28/10		16	0-2	.000	0-1	.000	0-0	.000	0	3	3	1.1	3	4	3	0	0	0	3.7
at Middle Tennessee	1/30/10		25	1-2	.500	1-2	.500	0-0	.000	0	2	2	1.1	4	0	2	0	2	3	3.7
FLORIDA ATLANTIC	02/04/10		8	0-1	.000	0-0	.000	0-0	.000	0	1	1	1.1	1	2	0	0	0	0	3.5
at FIU	02/06/10		10	1-3	.333	1-2	.500	0-0	.000	1	0	1	1.1	2	0	2	0	0	3	3.5
at Univ. of New Orleans	02/11/10		17	1-4	.250	0-2	.000	0-0	.000	0	4	4	1.2	4	0	0	0	0	2	3.4
DENVER	02/13/10		13	0-2	.000	0-2	.000	0-0	.000	1	0	1	1.2	1	0	0	0	0	0	3.2
at HBU	02/15/10		18	2-4	.500	2-4	.500	0-0	.000	0	2	2	1.3	3	1	1	0	0	6	3.3
UALR	02/20/10		19	4-5	.800	4-5	.800	0-0	.000	0	3	3	1.3	1	1	1	0	2	12	3.7
LOUISIANA-LAFAYETTE	02/25/10		12	2-2	1.000	0-0	.000	0-0	.000	0	2	2	1.4	3	0	1	0	1	4	3.7
at ULM	02/27/10		24	3-7	.429	1-2	.500	3-3	1.000	1	3	4	1.5	5	2	3	0	0	10	4.0
vs ULM	3/7/10		19	1-5	.200	1-4	.250	0-0	.000	0	5	5	1.6	5	1	1	0	0	3	3.9
vs Denver	3/8/10		24	1-3	.333	0-1	.000	3-4	.750	2	4	6	1.8	3	0	0	1	0	5	4.0
vs TROY	3/9/10		23	2-7	.286	1-3	.333	1-2	.500	0	1	1	1.7	2	2	1	0	1	6	4.0
Totals		3	424	40-103	.388	18-58	.310	19-23	.826	5	45	50	1.7	62	16	28	5	14	117	4.0

Games played: 29
 Minutes/game: 14.6
 Points/game: 4.0
 FG Pct: 38.8
 3FG Pct: 31.0
 FT Pct: 82.6

Rebounds/game: 1.7
 Assists/game: 0.6
 Turnovers/game: 1.0
 Assist/turnover ratio: 0.6
 Steals/game: 0.5
 Blocks/game: 0.2

CAREER STATS

Season	gp-gs	min/avg	Total		3-Point		F-Throws		Rebounds				Scoring							
			fg-fga	pct	fg-fga	pct	ft-fa	pct	off	def	tot	avg	pf	fo	ast	to	blk	stl	pts	avg
2006-07	21-0	129/6.1	10-31	.323	3-17	.176	10-12	.833	6	15	21	1.0	16	0	5	9	2	7	33	1.6
2008-09	11-1	88/8.0	9-35	.257	5-22	.227	3-6	.500	2	12	14	1.3	18	1	3	9	0	5	26	2.4
2009-10	29-3	424/14.6	40-103	.388	18-58	.310	19-23	.826	5	45	50	1.7	62	2	16	28	5	14	117	4.0
TOTAL	61-4	641/10.5	59-169	.349	26-97	.268	32-41	.780	13	72	85	1.4	96	3	24	46	7	26	176	2.9

21 SHANNON SHORTER

6-4 • 200 • Jr. • G • TR • Houston (Paris JC)

Earned starts in each of the last 18 games, and NT is 15-3 in those games ... Shot 53.3 percent in Sun Belt games ... Second at NT with 69 assists ... Grandmother Dee Lazar is world-class bodybuilder ... Career high 14 points in 31 minutes at ULL ... Tallied 7 assists in UALR win ... Snagged first career double-double vs. USW ... Racked up 11 points in the 2OT win over UTA ... 2008-09 Paris: Poured in 15.7 points and 9.0 rebounds per game in the Region XIV Tourney, earning an All-Tournament Team selection to go with his All-Conference bid ... Led the Dragons to a 25-6 record and a national top 10 ranking.

CAREER HIGHS

Points: 14 vs. ULL (1/7/10)
 FG Made: 6 vs. DU (2/13/10)
 3-FG Made: 1, last vs. UALR (2/20/10)
 FT Made: 7 vs. TSU (12/28/09)
 Assists: 7 vs. UALR (12/31/09)
 Rebounds: 10 vs. USW (12/2/09)
 Steals: 1, last vs. ULM (3/7/10)
 Blocks: 1, last vs. MTSU (1/30/10)
 Minutes: 37 vs. USA (1/21/10)



Opponent	Date	gs	min	Total		3-Pointers		Free throws		Rebounds				pf	a	t/o	blk	stl	pts	avg	
				fg-fga	pct	3fg-fga	pct	ft-fa	pct	off	def	tot	avg								
CAMERON	11/13/09	*	21	0-3	.000	0-2	.000	2-2	1.000	0	2	2	2.0	0	2	2	0	0	2	2.0	
at UT Arlington	11/18/09	*	28	3-8	.375	0-2	.000	5-7	.714	2	2	4	3.0	3	2	1	0	1	11	6.5	
at Oklahoma State	11/21/09	*	17	2-5	.400	1-1	1.000	2-2	1.000	2	2	4	3.3	3	1	2	0	1	7	6.7	
JACKSON STATE	11/24/09		7	1-2	.500	0-0	.000	0-0	.000	0	1	1	2.8	0	0	1	0	0	2	5.5	
at Boise State	11/28/09		8	0-2	.000	0-0	.000	0-0	.000	0	2	2	2.6	0	0	1	0	0	0	4.4	
UNIVERSITY OF THE SO	12/02/09		21	4-5	.800	0-0	.000	3-7	.429	4	6	10	3.8	1	2	0	0	0	11	5.5	
at Rice	12/05/09		3	0-1	.000	0-1	.000	0-0	.000	0	1	1	3.4	0	0	0	0	0	0	4.7	
at Texas A&M	12/07/09		22	1-3	.333	0-1	.000	0-0	.000	0	0	0	3.0	4	1	2	0	0	2	4.4	
ULM	12/13/09		19	3-4	.750	0-1	.000	0-0	.000	0	4	4	3.1	5	3	1	0	1	6	4.6	
FIU	12/20/09		18	0-2	.000	0-1	.000	4-4	1.000	2	1	3	3.1	3	3	4	0	1	4	4.5	
SOUTHEASTERN	12/22/09		20	1-3	.333	0-1	.000	0-0	.000	0	3	3	3.1	1	2	1	0	1	2	4.3	
TEXAS SOUTHERN	12/28/09		19	2-3	.667	0-0	.000	7-9	.778	0	3	3	3.1	3	2	1	0	0	11	4.8	
at UALR	12/31/09		30	2-6	.333	0-1	.000	4-5	.800	3	1	4	3.2	2	7	1	0	0	8	5.1	
at Arkansas State	1/2/10		20	3-6	.500	0-2	.000	0-1	.000	0	4	4	3.2	1	0	2	0	0	6	5.1	
at Louisiana	01/07/10	*	31	5-9	.556	0-0	.000	4-6	.667	4	4	8	3.5	3	2	2	0	0	14	5.7	
NEW ORLEANS	01/09/10	*	32	3-7	.429	0-1	.000	1-1	1.000	2	3	5	3.6	2	1	3	1	1	7	5.8	
at Troy University	1/14/10	*	24	1-1	1.000	0-0	.000	2-2	1.000	1	2	3	3.6	3	4	2	1	1	4	5.7	
ARKANSAS STATE	01/16/10	*	32	2-6	.333	0-0	.000	6-6	1.000	5	1	6	3.7	2	2	1	0	0	10	5.9	
SOUTH ALABAMA	01/21/10	*	37	3-6	.500	0-0	.000	4-4	1.000	5	1	6	3.8	2	5	3	0	0	10	6.2	
at Western Kentucky	01/28/10	*	26	5-6	.833	0-0	.000	3-4	.750	3	2	5	3.9	2	2	1	0	0	13	6.5	
at Middle Tennessee	1/30/10	*	22	2-8	.250	1-1	1.000	1-2	.500	1	0	1	3.8	2	0	1	1	0	6	6.5	
FLORIDA ATLANTIC	02/04/10	*	32	5-6	.833	0-0	.000	0-0	.000	2	2	4	3.8	2	6	3	0	1	10	6.6	
at FIU	02/06/10	*	26	2-3	.667	0-0	.000	1-2	.500	0	5	5	3.8	4	5	0	0	1	5	6.6	
at Univ. of New Orleans	02/11/10	*	28	1-2	.500	0-0	.000	4-6	.667	0	3	3	3.8	2	3	2	0	0	6	6.5	
DENVER	02/13/10	*	31	6-8	.750	0-0	.000	1-3	.333	2	2	4	3.8	3	1	2	0	1	13	6.8	
at HBU	02/15/10	*	30	1-3	.333	0-0	.000	3-4	.750	1	5	6	3.9	3	6	4	0	0	5	6.7	
UALR	02/20/10	*	20	3-4	.750	1-1	1.000	3-4	.750	1	1	2	3.8	2	1	0	0	0	10	6.9	
LOUISIANA-LAFAYETTE	02/25/10	*	31	0-4	.000	0-2	.000	5-6	.833	0	1	1	3.7	3	2	3	0	0	5	6.8	
at ULM	02/27/10	*	20	2-2	1.000	0-0	.000	2-6	.333	1	2	3	3.7	2	0	4	0	1	6	6.8	
vs ULM	3/7/10	*	26	1-5	.200	0-0	.000	0-0	.000	2	2	4	3.7	1	2	2	0	1	2	6.6	
vs Denver	3/8/10	*	27	0-3	.000	0-0	.000	3-4	.750	0	4	4	3.7	2	1	1	0	0	3	6.5	
vs TROY	3/9/10	*	20	2-2	1.000	0-0	.000	0-0	.000	0	1	1	3.6	3	1	1	0	0	4	6.4	
Totals			21	748	66-138	.478	3-18	.167	70-97	.722	43	73	116	3.6	69	69	54	3	12	205	6.4

Games played: 32
 Minutes/game: 23.4
 Points/game: 6.4
 FG Pct: 47.8
 3FG Pct: 16.7
 FT Pct: 72.2

Rebounds/game: 3.6
 Assists/game: 2.2
 Turnovers/game: 1.7
 Assist/turnover ratio: 1.3
 Steals/game: 0.4
 Blocks/game: 0.1


25 ERIC TRAMIEL

6-7 • 230 • Sr. • F • 1L • Shreveport, La. (Paris JC)

Sun Belt Tourney MVP ... Third-team All-Sun Belt ... Averaging 14.2 points on 59.3% shooting in 16 games since returning from injury, and NT is 14-2 in that span ... Ranks 3rd in school history with a 57.0 career FG% ... 22 points and career-best 17 rebounds lifted NT to quarter-final win over ULM ... Bullied OSU for 16 pts on 7-of-14 shooting, and No. 16 Texas A&M for 17 pts on 6-of-11 ... Has 40 career double-digit scoring performances ... Pre-season First Team All-Sun Belt ... 2008-09: Earned Third Team All-Sun Belt honors ... Shot 57.9% in 08-09, which leads all SBC newcomers and ranked 3rd in the league.

CAREER HIGHS

Points: 25, last vs. WKU (1/28/10)
 FG Made: 10 vs. USA (1/21/10)
 3-FG Made: 2, last vs. Rice (12/5/09)
 FT Made: 13 vs. FAU (3/4/09)
 Assists: 3, last vs. ASU (2/26/09)
 Rebounds: 17 vs. ULM (3/7/10)
 Steals: 3 vs. ULM (12/13/09)
 Blocks: 4 vs. SHSU (11/20/08)
 Minutes: 39 vs. FIU (12/20/09)



Opponent	Date	gs	min	Total		3-Pointers		Free throws		Rebounds				pf	a	t/o	blk	stl	pts	avg	
				fg-fga	pct	3fg-fga	pct	ft-fa	pct	off	def	tot	avg								
CAMERON	11/13/09	*	29	3-7	.429	0-1	.000	5-8	.625	4	3	7	7.0	3	2	3	0	0	11	11.0	
at UT Arlington	11/18/09	*	20	1-3	.333	0-1	.000	3-3	1.000	0	3	3	5.0	5	0	0	0	1	5	8.0	
at Oklahoma State	11/21/09	*	32	7-14	.500	1-3	.333	1-1	1.000	0	3	3	4.3	5	0	0	1	0	16	10.7	
JACKSON STATE	11/24/09	*	29	6-9	.667	0-1	.000	3-5	.600	1	4	5	4.5	5	0	3	2	1	15	11.8	
at Boise State	11/28/09	*	33	5-8	.625	2-3	.667	2-5	.400	0	4	4	4.4	3	1	2	1	1	14	12.2	
at Rice	12/05/09	*	34	3-10	.300	2-5	.400	2-4	.500	2	5	7	4.8	3	1	3	0	0	10	11.8	
at Texas A&M	12/07/09	*	31	6-11	.545	1-4	.250	4-7	.571	2	4	6	5.0	5	2	2	1	2	17	12.6	
ULM	12/13/09	*	28	7-9	.778	0-0	.000	2-4	.500	2	3	5	5.0	2	0	2	1	3	16	13.0	
FIU	12/20/09	*	39	0-5	.000	0-2	.000	0-3	.000	2	3	5	5.0	1	1	1	1	0	0	11.6	
SOUTHEASTERN	12/22/09	*	33	6-10	.600	0-1	.000	7-9	.778	3	5	8	5.3	1	0	3	1	0	19	12.3	
TEXAS SOUTHERN	12/28/09	*	3	0-1	.000	0-0	.000	0-0	.000	0	1	1	4.9	0	1	0	0	0	0	11.2	
at Troy University	1/14/10		18	5-10	.500	0-0	.000	1-2	.500	0	2	2	4.7	5	1	1	0	0	11	11.2	
ARKANSAS STATE	01/16/10		20	5-7	.714	0-0	.000	2-5	.400	1	1	2	4.5	3	1	1	0	1	12	11.2	
SOUTH ALABAMA	01/21/10	*	32	10-17	.588	0-2	.000	5-6	.833	7	6	13	5.1	2	1	4	2	0	25	12.2	
at Western Kentucky	01/28/10	*	31	12-15	.800	1-1	1.000	0-0	.000	1	4	5	5.1	4	0	2	1	0	25	13.1	
at Middle Tennessee	1/30/10	*	17	0-2	.000	0-1	.000	2-2	1.000	0	3	3	4.9	5	0	2	1	0	2	12.4	
FLORIDA ATLANTIC	02/04/10	*	26	7-9	.778	0-0	.000	3-7	.429	1	7	8	5.1	2	0	3	1	0	17	12.6	
at FIU	02/06/10	*	28	6-9	.667	1-1	1.000	4-6	.667	1	6	7	5.2	4	1	1	3	1	17	12.9	
at Univ. of New Orleans	02/11/10	*	26	6-10	.600	1-2	.500	2-3	.667	1	3	4	5.2	3	0	1	1	1	15	13.0	
DENVER	02/13/10	*	33	2-5	.400	0-1	.000	7-11	.636	0	7	7	5.3	4	0	3	0	0	11	12.9	
at HBU	02/15/10	*	28	6-11	.545	0-0	.000	6-9	.667	1	4	5	5.2	3	2	2	0	0	18	13.1	
UALR	02/20/10	*	24	2-4	.500	0-0	.000	7-14	.500	1	6	7	5.3	2	0	1	0	0	11	13.0	
LOUISIANA-LAFAYETTE	02/25/10	*	32	4-10	.400	0-1	.000	2-4	.500	1	4	5	5.3	3	1	3	0	0	10	12.9	
at ULM	02/27/10	*	14	1-3	.333	0-0	.000	3-4	.750	2	4	6	5.3	4	0	1	2	2	5	12.6	
vs ULM	3/7/10	*	34	9-16	.563	0-0	.000	4-7	.571	8	9	17	5.8	3	0	1	0	1	22	13.0	
vs Denver	3/8/10	*	30	3-5	.600	0-1	.000	0-0	.000	1	4	5	5.8	1	1	0	2	0	6	12.7	
vs TROY	3/9/10	*	37	8-12	.667	1-2	.500	3-8	.375	5	5	10	5.9	2	1	3	0	1	20	13.0	
Totals			25	741	130-232	.560	10-33	.303	80-137	.584	47	113	160	5.9	83	17	48	21	15	350	13.0

Games played: 27
 Minutes/game: 27.4
 Points/game: 13.0
 FG Pct: 56.0
 3FG Pct: 30.3
 FT Pct: 58.4

Rebounds/game: 5.9
 Assists/game: 0.6
 Turnovers/game: 1.8
 Assist/turnover ratio: 0.4
 Steals/game: 0.6
 Blocks/game: 0.8

CAREER STATS

Season	gp-gs	min/avg	Total		3-Point		F-Throws		Rebounds				Scoring								
			fg-fga	pct	fg-fga	pct	ft-fa	pct	off	def	tot	avg	pf	fo	ast	to	blk	stl	pts	avg	
2008-09	32-19	784/24.5	132-228	.579	4-10	.400	116-179	.648	6.6	86	3	26	50	21	13					384	12.0
2009-10	27-25	741/27.4	130-232	.560	10-33	.303	80-137	.584	47	113	160	5.9	83	6	17	48	21	15		350	13.0
TOTAL	59-44	1525/25.8	262-460	.570	14-43	.326	196-316	.620	121	251	372	6.3	169	9	43	98	42	28		734	12.4

30 JACOB HOLMEN

6-8 • 220 • Fr. • F • HS • Whitehouse, Texas (Whitehouse HS)

80.6 FT% is among team leaders ... Season-high 2 blocks and six boards at UNO ... Has 8 starts as a freshman ... Hit game-winning 15-footer with 3 seconds remaining vs Texas Southern ... 5-8 from the floor for 11 points in UALR win ... Posted a block and a 3-pointer in 9 minutes at No. 16 Texas A&M ... Only Josh White has topped Holmen's 17 pts vs USW ... 7 rebounds vs FIU ... Hit first career 3-pointer at Boise State ... Team's leading rebounder at OSU with 8 boards ... Breakout game vs. UTA with 14 pts in 29 minutes ... High School: Was the District 11-4A Defensive POY ... Named All-East Texas MVP.

CAREER HIGHS

- Points: 17 vs. USW (12/2/09)
- FG Made: 6, last vs. Troy (1/14/10)
- 3-FG Made: 1, last vs. ASU (1/2/10)
- FT Made: 5 vs. USW (12/2/09)
- Assists: 2, last vs. MTSU (1/30/10)
- Rebounds: 8 vs. OSU (11/21/09)
- Steals: 2 vs. UNO (1/9/09)
- Blocks: 2 vs. UNO (2/10/10)
- Minutes: 31 vs. UALR (12/31/09)



Opponent	Date	qs	min	Total		3-Pointers		Free throws		Rebounds				pf	a	t/o	blk	stl	pts	avg	
				fg-fga	pct	3fg-fga	pct	ft-fa	pct	off	def	tot	avg								
CAMERON	11/13/09		16	2-5	.400	0-1	.000	0-0	.000	1	1	2	2.0	1	2	0	0	0	4	4.0	
at UT Arlington	11/18/09		29	6-12	.500	0-2	.000	2-4	.500	1	3	4	3.0	4	0	0	1	0	14	9.0	
at Oklahoma State	11/21/09		13	3-8	.375	0-2	.000	0-1	.000	3	5	8	4.7	2	1	0	0	1	6	8.0	
JACKSON STATE	11/24/09		11	1-1	1.000	0-0	.000	4-4	1.000	0	1	1	3.8	0	0	0	0	0	6	7.5	
at Boise State	11/28/09		7	3-5	.600	1-1	1.000	0-0	.000	0	1	1	3.2	1	0	0	0	0	7	7.4	
UNIVERSITY OF THE SO	12/02/09	*	22	6-10	.600	0-1	.000	5-5	1.000	1	1	2	3.0	2	1	1	0	1	17	9.0	
at Rice	12/05/09	*	11	1-6	.167	0-0	.000	0-0	.000	2	1	3	3.0	0	0	0	0	0	2	8.0	
at Texas A&M	12/07/09		9	1-4	.250	1-2	.500	0-0	.000	1	0	1	2.8	0	0	0	1	0	3	7.4	
ULM	12/13/09		6	0-2	.000	0-1	.000	0-0	.000	0	2	2	2.7	2	0	2	0	1	0	6.6	
FIU	12/20/09		15	1-5	.200	0-1	.000	0-0	.000	3	4	7	3.1	0	0	1	0	0	2	6.1	
SOUTHEASTERN	12/22/09		11	1-2	.500	0-1	.000	0-0	.000	0	1	1	2.9	3	0	1	1	0	2	5.7	
TEXAS SOUTHERN	12/28/09		30	5-7	.714	0-0	.000	2-2	1.000	0	2	2	2.8	0	1	2	0	1	12	6.3	
at UALR	12/31/09	*	31	5-8	.625	0-1	.000	1-1	1.000	0	2	2	2.8	5	1	1	0	0	11	6.6	
at Arkansas State	1/2/10	*	24	3-7	.429	1-3	.333	1-1	1.000	0	3	3	2.8	3	0	1	0	0	8	6.7	
at Louisiana	01/07/10	*	13	1-4	.250	0-2	.000	2-2	1.000	0	0	0	2.6	0	0	1	0	0	4	6.5	
NEW ORLEANS	01/09/10	*	24	0-6	.000	0-0	.000	1-2	.500	3	3	6	2.8	2	1	3	0	2	1	6.2	
at Troy University	1/14/10	*	28	6-12	.500	0-0	.000	0-0	.000	2	1	3	2.8	0	1	2	0	1	12	6.5	
ARKANSAS STATE	01/16/10	*	20	2-6	.333	0-1	.000	3-4	.750	1	0	1	2.7	4	0	1	0	0	7	6.6	
SOUTH ALABAMA	01/21/10		8	1-3	.333	0-0	.000	4-6	.667	1	0	1	2.6	0	0	0	0	0	6	6.5	
at Western Kentucky	01/28/10		5	0-2	.000	0-2	.000	0-0	.000	0	1	1	2.6	2	0	0	0	0	0	6.2	
at Middle Tennessee	1/30/10		13	2-6	.333	0-1	.000	0-0	.000	1	3	4	2.6	2	2	3	1	0	4	6.1	
FLORIDA ATLANTIC	02/04/10		12	1-3	.333	0-0	.000	0-0	.000	1	0	1	2.5	0	0	0	0	1	2	5.9	
at FIU	02/06/10		6	1-2	.500	0-0	.000	0-0	.000	2	1	3	2.6	0	0	1	0	0	2	5.7	
at Univ. of New Orleans	02/11/10		11	1-1	1.000	0-0	.000	2-2	1.000	2	4	6	2.7	0	0	3	2	0	4	5.7	
DENVER	02/13/10		7	0-0	.000	0-0	.000	2-2	1.000	1	2	3	2.7	0	1	1	0	0	2	5.5	
at HBU	02/15/10		5	2-4	.500	0-0	.000	0-0	.000	0	0	0	2.6	3	0	0	0	0	4	5.5	
UALR	02/20/10		14	2-5	.400	0-1	.000	0-0	.000	1	2	3	2.6	1	0	0	0	0	4	5.4	
LOUISIANA-LAFAYETTE	02/25/10		6	1-4	.250	0-0	.000	0-0	.000	0	1	1	2.6	2	1	0	0	0	2	5.3	
at ULM	02/27/10		5	1-2	.500	0-0	.000	0-0	.000	0	0	0	2.5	2	0	0	1	0	2	5.2	
vs ULM	3/7/10		2	0-0	.000	0-0	.000	0-0	.000	0	0	0	2.4	0	0	0	0	0	0	5.0	
Totals			8	414	59-142	.415	3-23	.130	29-36	.806	27	45	72	2.4	41	12	24	7	8	150	5.0

Games played: 30
 Minutes/game: 13.8
 Points/game: 5.0
 FG Pct: 41.5
 3FG Pct: 13.0
 FT Pct: 80.6

Rebounds/game: 2.4
 Assists/game: 0.4
 Turnovers/game: 0.8
 Assist/turnover ratio: 0.5
 Steals/game: 0.3
 Blocks/game: 0.2

33 TYLER HALL

6-2 • 175 • So. • G • HS • Pampa, Texas (Pampa HS)

4 pts in 3 minutes vs. USW ... Recorded a steal in 1 minute of play vs Cameron ... High School: A multi-sport standout at Pampa High School, Hall averaged 22 points, 6 rebounds and 5 assists per game as a senior ... Was named an all-district performer in each of his last two seasons, and was once named to the all-region team ... Scored a career-high double-double with 42 points and 11 rebounds in a single game ... Also lettered in track, where he qualified for regionals in the long jump ... Participated in the Faith 7 Texas vs. Oklahoma All-Star game ... Has two brothers, Brodie and Clayton ... Born on August 29, 1988 to Kitty and Terry Hall.

CAREER HIGHS

Points: 4 vs. USW (12/2/09)
 FG Made: 1 vs. USW (12/2/09)
 3-FG Made: -
 FT Made: 2 vs. USW (12/2/09)
 Assists: 1 vs. USW (12/2/09)
 Rebounds: -
 Steals: 1 vs. Cameron (11/13/09)
 Blocks: -
 Minutes: 3 vs. USW (12/2/09)



Opponent	Date	gs	min	Total		3-Pointers		Free throws		Rebounds				pf	a	t/o	blk	stl	pts	avg	
				fg-fga	pct	3fg-fga	pct	ft-fta	pct	off	def	tot	avg								
CAMERON	11/13/09		1	0-1	.000	0-0	.000	0-0	.000	0	0	0	0.0	0	0	0	0	1	0	0.0	
UNIVERSITY OF THE SO	12/02/09		3	1-1	1.000	0-0	.000	2-2	1.000	0	0	0	0.0	0	1	0	0	0	4	2.0	
Totals			0	4	1-2	.500	0-0	.000	2-2	1.000	0	0	0	0.0	0	1	0	0	1	4	2.0

Games played: 2
 Minutes/game: 2.0
 Points/game: 2.0
 FG Pct: 50.0
 FT Pct: 100.0

Assists/game: 0.5
 Assist/turnover ratio: 99.9
 Steals/game: 0.5

34 JAMIE EGENTI

6-8 • 265 • Jr. • F • TR • Watauga, Texas (North Lakes College)

Saw first action of his career - 3 minutes at New Orleans ... Also played at Houston Baptist and vs UALR ... Became eligible for the spring semester ... At North Lakes College, Egenti averaged 7.8 points, 5.4 rebounds and 1.3 blocks per game in helping them claim their NJCAA Div. III National Championship ... Was a two-sport star at Haltom High School, winning the District 5-5A MVP award in 2005-06 ... Averaged 14.1 points, 10.1 rebounds and 1.2 blocks per game for the Buffalos ... Also lettered in football ... Is the oldest of seven children born to Henrietta and Emmanuel Egenti ... Born on Oct. 12, 1987.

CAREER HIGHS

Points: -
 FG Made: -
 3-FG Made: -
 FT Made: -
 Assists: -
 Rebounds: -
 Steals: -
 Blocks: -
 Minutes: 3, last vs. UALR (2/20/10)



Opponent	Date	gs	min	Total		3-Pointers		Free throws		Rebounds				pf	a	t/o	blk	stl	pts	avg	
				fg-fga	pct	3fg-fga	pct	ft-fta	pct	off	def	tot	avg								
at Univ. of New Orleans	02/11/10		3	0-1	.000	0-0	.000	0-0	.000	0	0	0	0.0	0	0	1	0	0	0	0.0	
at HBU	02/15/10		1	0-0	.000	0-0	.000	0-0	.000	0	0	0	0.0	0	0	0	0	0	0	0.0	
UALR	02/20/10		3	0-0	.000	0-0	.000	0-0	.000	0	0	0	0.0	1	0	0	0	0	0	0.0	
Totals			0	7	0-1	.000	0-0	.000	0-0	.000	0	0	0	0.0	1	0	1	0	0	0	0.0

Games played: 3
 Minutes/game: 2.3
 FG Pct: 0.0

Turnovers/game: 0.3


42 CAMERON SPENCER

6-7 • 264 • Jr. • F • SQ • Orange, Texas (Southern Methodist)

Averaging 8.5 minutes as first big man off bench ... Poured in a career-high 8 points in 8 minutes at MTSU ... Late steal at WKU helped seal win ... Hit a key bucket in the win over UALR ... Six boards in 11 minutes at FIU ... Career high 2 assists and a block vs ULM ... Solid 5 pts on 2-3 shooting vs. USW ... Game and career-high 8 rebounds at Boise State ... Scored a bucket vs Cameron in his first action at NT ... Sat out the 2008-09 season due to NCAA transfer rules ... At SMU he played in 41 games over two years, hitting 53.6 percent from the floor ... Was the first signee for SMU head coach Matt Doherty.

CAREER HIGHS

Points: 8 vs. MTSU (1/30/10)
 FG Made: 2, last vs. MTSU (1/30/10)
 3-FG Made: -
 FT Made: 4, last vs. FAU (2/4/10)
 Assists: 2, last vs. ULM (2/27/10)
 Rebounds: 8 vs. Boise St. (11/28/09)
 Steals: 1, last vs. ULM (2/27/10)
 Blocks: 1, last vs. Denver (3/8/10)
 Minutes: 19 vs. Boise St. (11/28/09)



Opponent	Date	gs	min	Total		3-Pointers		Free throws		Rebounds				pf	a	t/o	blk	stl	pts	avg	
				fg-fga	pct	3fg-fga	pct	ft-fga	pct	off	def	tot	avg								
CAMERON	11/13/09		5	1-2	.500	0-0	.000	0-0	.000	1	0	1	1.0	0	1	0	0	0	2	2.0	
at UT Arlington	11/18/09		6	0-0	.000	0-0	.000	0-0	.000	0	1	1	1.0	0	0	2	0	0	0	1.0	
at Oklahoma State	11/21/09		1	0-1	.000	0-0	.000	0-0	.000	0	0	0	0.7	1	0	0	0	0	0	0.7	
JACKSON STATE	11/24/09		3	1-2	.500	0-0	.000	0-0	.000	0	1	1	0.8	0	0	0	1	0	2	1.0	
at Boise State	11/28/09		19	1-2	.500	0-0	.000	0-0	.000	3	5	8	2.2	0	1	1	1	0	2	1.2	
UNIVERSITY OF THE SO	12/02/09		14	2-3	.667	0-0	.000	1-2	.500	1	3	4	2.5	0	0	0	0	1	5	1.8	
at Rice	12/05/09		6	0-0	.000	0-0	.000	0-0	.000	0	1	1	2.3	0	0	0	0	0	0	1.6	
at Texas A&M	12/07/09		6	1-2	.500	0-0	.000	0-0	.000	1	2	3	2.4	3	0	0	0	1	2	1.6	
ULM	12/13/09		6	0-0	.000	0-0	.000	0-0	.000	0	1	1	2.2	2	2	0	0	1	0	1.4	
TEXAS SOUTHERN	12/28/09		2	0-0	.000	0-0	.000	0-0	.000	0	0	0	2.0	1	0	0	0	0	0	1.3	
at UALR	12/31/09		9	1-1	1.000	0-0	.000	0-0	.000	0	1	1	1.9	0	0	0	0	0	2	1.4	
at Arkansas State	1/2/10		16	1-3	.333	0-0	.000	0-0	.000	2	5	7	2.3	0	0	1	0	0	2	1.4	
at Louisiana	01/07/10		2	0-0	.000	0-0	.000	0-0	.000	1	0	1	2.2	0	0	1	0	0	0	1.3	
NEW ORLEANS	01/09/10		10	1-1	1.000	0-0	.000	0-0	.000	1	3	4	2.4	2	0	0	1	0	2	1.4	
at Troy University	1/14/10		10	0-0	.000	0-0	.000	0-0	.000	1	2	3	2.4	0	0	1	0	0	0	1.3	
SOUTH ALABAMA	01/21/10		6	0-0	.000	0-0	.000	0-0	.000	0	1	1	2.3	1	0	0	1	0	0	1.2	
at Western Kentucky	01/28/10		11	0-0	.000	0-0	.000	0-0	.000	0	2	2	2.3	2	0	0	0	1	0	1.1	
at Middle Tennessee	1/30/10		8	2-2	1.000	0-0	.000	4-4	1.000	1	2	3	2.3	1	1	0	1	0	8	1.5	
FLORIDA ATLANTIC	02/04/10		8	0-0	.000	0-0	.000	4-4	1.000	0	3	3	2.4	1	0	1	0	1	4	1.6	
at FIU	02/06/10		11	0-1	.000	0-0	.000	0-1	.000	2	4	6	2.6	1	1	0	0	0	0	1.6	
at Univ. of New Orleans	02/11/10		10	0-2	.000	0-0	.000	0-0	.000	0	2	2	2.5	3	0	0	1	0	0	1.5	
DENVER	02/13/10		4	0-0	.000	0-0	.000	0-0	.000	0	0	0	2.4	0	0	0	0	0	0	1.4	
at HBU	02/15/10		15	0-2	.000	0-0	.000	0-0	.000	1	4	5	2.5	0	1	1	0	0	0	1.3	
UALR	02/20/10		15	0-0	.000	0-0	.000	0-0	.000	0	4	4	2.6	5	1	0	0	0	0	1.3	
LOUISIANA-LAFAYETTE	02/25/10		7	0-1	.000	0-0	.000	1-2	.500	1	1	2	2.6	2	0	1	0	0	1	1.3	
at ULM	02/27/10		20	1-2	.500	0-0	.000	1-2	.500	2	1	3	2.6	4	2	0	0	1	3	1.3	
vs ULM	3/7/10		5	0-0	.000	0-0	.000	0-0	.000	0	0	0	2.5	0	0	0	0	0	0	1.3	
vs Denver	3/8/10		3	0-0	.000	0-0	.000	0-0	.000	0	0	0	2.4	1	0	0	1	0	0	1.3	
vs TROY	3/9/10		8	0-0	.000	0-0	.000	0-0	.000	0	0	0	2.3	0	0	0	0	0	0	1.2	
Totals			0	246	12-27	.444	0-0	.000	11-15	.733	18	49	67	2.3	30	10	9	7	6	35	1.2

Games played: 29
 Minutes/game: 8.5
 Points/game: 1.2
 FG Pct: 44.4
 FT Pct: 73.3

Rebounds/game: 2.3
 Assists/game: 0.3
 Turnovers/game: 0.3
 Assist/turnover ratio: 1.1
 Steals/game: 0.2
 Blocks/game: 0.2

2009-10 SEASON STATS TEAM/INDIVIDUAL

Overall record: 24-8 Conf: 13-5 Home: 12-2 Away: 9-6 Neutral: 3-0

#	Player	gp-gs	min	Total		3-Point		F-Throw		Rebounds					pf	dq	a	to	blk	stl	pts	avg
				fg-fga	fg%	3fg-fga	3fg%	ft-fa	ft%	off	def	tot	avg									
10	White, Josh	32-32	1145	35.8	134-315	.425	57-143	.399	151-183	.825	17	43	60	1.9	44	0	112	101	2	19	476	14.9
14	Thompson, Tristan	32-28	959	30.0	135-315	.429	57-142	.401	123-152	.809	24	82	106	3.3	67	1	54	57	2	25	450	14.1
25	Tramiel, Eric	27-25	741	27.4	130-232	.560	10-33	.303	80-137	.584	47	113	160	5.9	83	6	17	48	21	15	350	13.0
04	Odufuwa, George	32-31	1012	31.6	133-217	.613	0-0	.000	103-169	.609	95	248	343	10.7	93	2	56	79	30	21	369	11.5
01	Johnson, Dominique	4-0	60	15.0	8-19	.421	3-8	.375	8-10	.800	0	7	7	1.8	6	0	9	4	1	3	27	6.8
21	Shorter, Shannon	32-21	748	23.4	66-138	.478	3-18	.167	70-97	.722	43	73	116	3.6	69	1	69	54	3	12	205	6.4
23	Thomas, Richard	21-12	376	17.9	34-93	.366	16-54	.296	27-40	.675	7	38	45	2.1	44	1	22	34	9	9	111	5.3
30	Holmen, Jacob	30-8	414	13.8	59-142	.415	3-23	.130	29-36	.806	27	45	72	2.4	41	1	12	24	7	8	150	5.0
20	Mangrum, Collin	29-3	424	14.6	40-103	.388	18-58	.310	19-23	.826	5	45	50	1.7	62	2	16	28	5	14	117	4.0
33	Hall, Tyler	2-0	4	2.0	1-2	.500	0-0	.000	2-2	1.000	0	0	0	0.0	0	0	1	0	0	1	4	2.0
03	Williams, Alzee	31-0	239	7.7	21-64	.328	5-31	.161	14-22	.636	3	20	23	0.7	19	0	4	17	3	7	61	2.0
42	Spencer, Cameron	29-0	246	8.5	12-27	.444	0-0	.000	11-15	.733	18	49	67	2.3	30	1	10	9	7	6	35	1.2
12	Goff, Nick	6-0	12	2.0	1-2	.500	0-0	.000	2-2	1.000	1	3	4	0.7	0	0	1	2	0	0	4	0.7
15	Knox, Ben	16-0	74	4.6	5-13	.385	0-0	.000	0-2	.000	10	6	16	1.0	9	0	3	5	4	2	10	0.6
11	Matlock, Antwone	11-0	40	3.6	2-10	.200	2-9	.222	0-0	.000	0	2	2	0.2	5	0	0	1	0	0	6	0.5
34	Egenti, Jamie	3-0	7	2.3	0-1	.000	0-0	.000	0-0	.000	0	0	0	0.0	1	0	0	1	0	0	0	0.0
Team											48	65	113				5					
Total.....		32	6501		781-1693	.461	174-519	.335	639-890	.718	345	839	1184	37.0	573	15	386	469	94	142	2375	74.2
Opponents.....		32	6501		815-1892	.431	162-504	.321	429-607	.707	349	705	1054	32.9	719	-	361	409	123	229	2221	69.4

TEAM STATISTICS	NT	OPP	Date	Opponent	Score	Att.
SCORING	2375	2221	11/13/09	CAMERON	W 80-62	1524
Points per game	74.2	69.4	11/18/09	at UT Arlington	Wo2 101-99	1404
Scoring margin	+4.8	-	11/21/09	at Oklahoma State	L 68-82	10888
FIELD GOALS-ATT	781-1693	815-1892	11/24/09	JACKSON STATE	W 68-58	2164
Field goal pct	.461	.431	11/28/09	at Boise State	L 73-79	2650
3 POINT FG-ATT	174-519	162-504	12/02/09	UNIVERSITY OF THE SOUTHWEST	W 91-62	1677
3-point FG pct	.335	.321	12/05/09	at Rice	W 64-62	1490
3-pt FG made per game	5.4	5.1	12/07/09	at Texas A&M	L 65-75	6366
FREE THROWS-ATT	639-890	429-607	* 12/13/09	ULM	W 79-62	1412
Free throw pct	.718	.707	* 12/20/09	FIU	Lot 70-80	2327
F-Throws made per game	20.0	13.4	12/22/09	SOUTHEASTERN	W 71-61	1319
REBOUNDS	1184	1054	12/28/09	TEXAS SOUTHERN	W 71-69	1768
Rebounds per game	37.0	32.9	* 12/31/09	at UALR	W 83-78	3009
Rebounding margin	+4.1	-	* 1/2/10	at Arkansas State	L 56-71	2381
ASSISTS	386	361	* 01/07/10	at Louisiana	L 72-74	1235
Assists per game	12.1	11.3	* 01/09/10	NEW ORLEANS	W 71-57	2273
TURNOVERS	469	409	* 1/14/10	at Troy University	W 75-72	1915
Turnovers per game	14.7	12.8	* 01/16/10	ARKANSAS STATE	L 70-83	3117
Turnover margin	-1.9	-	* 01/21/10	SOUTH ALABAMA	W 86-78	3685
Assist/turnover ratio	0.8	0.9	* 01/28/10	at Western Kentucky	Wot 84-83	4263
STEALS	142	229	* 1/30/10	at Middle Tennessee	L 64-69	3012
Steals per game	4.4	7.2	* 02/04/10	FLORIDA ATLANTIC	W 86-69	3835
BLOCKS	94	123	* 02/06/10	at FIU	W 68-66	757
Blocks per game	2.9	3.8	* 02/11/10	at Univ. of New Orleans	W 68-46	341
ATTENDANCE	38022	47770	* 02/13/10	DENVER	W 64-59	3872
Home games-Avg/Game	14-2716	15-2700	02/15/10	at HBU	W 107-87	796
Neutral site-Avg/Game	-	3-2421	* 02/20/10	UALR	W 83-65	4672
			* 02/25/10	LOUISIANA-LAFAYETTE	W 65-57	4377
			* 02/27/10	at ULM	W 74-71	0
Score by Periods	1st	2nd	OT	OT2	Totals	
North Texas	1112	1232	24	7	2375	
Opponents	1032	1151	33	5	2221	
						3/7/10 vs ULM W 69-66 3907
						3/8/10 vs Denver W 63-56 0
						3/9/10 vs TROY W 66-63 3356

* = Conference game

2009-10 SUN BELT CONFERENCE ONLY STATS

RECORD:	OVERALL	HOME	AWAY	NEUTRAL
ALL GAMES	13-5	7-2	6-3	0-0
CONFERENCE	13-5	7-2	6-3	0-0
NON-CONFERENCE	0-0	0-0	0-0	0-0

#	Player	gp-gs	min	avg	Total		3-Point		F-Throw		Rebounds				pf	dq	a	to	blk	stl	pts	avg
					fg-fga	fg%	3fg-fga	3fg%	ft-fa	ft%	off	def	tot	avg								
14	Thompson, Tristan	18-15	591	32.8	90-195	.462	41-93	.441	81-97	.835	15	45	60	3.3	42	1	26	36	2	18	302	16.8
10	White, Josh	18-18	646	35.9	64-171	.374	30-79	.380	87-110	.791	8	20	28	1.6	26	0	62	54	1	10	245	13.6
25	Tramiel, Eric	14-12	368	26.3	67-115	.583	3-11	.273	40-71	.563	20	59	79	5.6	44	2	6	26	13	8	177	12.6
04	Odufuwa, George	18-18	571	31.7	83-129	.643	0-0	.000	56-97	.577	55	139	194	10.8	56	1	37	48	14	11	222	12.3
21	Shorter, Shannon	18-14	479	26.6	48-90	.533	2-10	.200	45-62	.726	32	39	71	3.9	45	1	47	35	3	8	143	7.9
23	Thomas, Richard	10-5	164	16.4	15-39	.385	5-20	.250	12-20	.600	4	16	20	2.0	21	1	9	16	4	2	47	4.7
30	Holmen, Jacob	18-6	248	13.8	28-78	.359	1-13	.077	16-20	.800	18	29	47	2.6	25	1	7	20	4	5	73	4.1
20	Mangrum, Collin	17-2	213	12.5	15-48	.313	9-30	.300	5-5	1.000	3	25	28	1.6	32	1	11	19	1	8	44	2.6
03	Williams, Alzee	17-0	122	7.2	10-35	.286	3-19	.158	8-14	.571	1	9	10	0.6	8	0	3	8	2	1	31	1.8
42	Spencer, Cameron	16-0	153	9.6	6-13	.462	0-0	.000	10-13	.769	11	32	43	2.7	24	1	7	5	4	4	22	1.4
11	Matlock, Antwone	7-0	30	4.3	2-7	.286	2-6	.333	0-0	.000	0	1	1	0.1	3	0	0	1	0	0	6	0.9
15	Knox, Ben	11-0	53	4.8	3-11	.273	0-0	.000	0-2	.000	6	6	12	1.1	7	0	2	2	2	2	6	0.5
34	Egenti, Jamie	2-0	6	3.0	0-1	.000	0-0	.000	0-0	.000	0	0	0	0.0	1	0	0	1	0	0	0	0.0
12	Goff, Nick	3-0	7	2.3	0-0	.000	0-0	.000	0-0	.000	0	2	2	0.7	0	0	0	1	0	0	0	0.0
Team											27	36	63				2					
Total.....		18	3651		431-932	.462	96-281	.342	360-511	.705	200	458	658	36.6	334	9	217	274	50	77	1318	73.2
Opponents.....		18	3650		450-1051	.428	89-267	.333	251-354	.709	212	383	595	33.1	419	-	187	233	66	146	1240	68.9

TEAM STATISTICS	NT	OPP	Date	Opponent	Score	Att.
SCORING	1318	1240	* 12/13/09	ULM	w 79-62	1412
Points per game	73.2	68.9	* 12/20/09	FIU	Lot 70-80	2327
Scoring margin	+4.3	-	* 12/31/09	at UALR	w 83-78	3009
FIELD GOALS-ATT	431-932	450-1051	* 1/2/10	at Arkansas State	L 56-71	2381
Field goal pct	.462	.428	* 01/07/10	at Louisiana	L 72-74	1235
3 POINT FG-ATT	96-281	89-267	* 01/09/10	NEW ORLEANS	w 71-57	2273
3-point FG pct	.342	.333	* 1/14/10	at Troy University	w 75-72	1915
3-pt FG made per game	5.3	4.9	* 01/16/10	ARKANSAS STATE	L 70-83	3117
FREE THROWS-ATT	360-511	251-354	* 01/21/10	SOUTH ALABAMA	w 86-78	3685
Free throw pct	.705	.709	* 01/28/10	at Western Kentucky	wot 84-83	4263
F-Throws made per game	20.0	13.9	* 1/30/10	at Middle Tennessee	L 64-69	3012
REBOUNDS	658	595	* 02/04/10	FLORIDA ATLANTIC	w 86-69	3835
Rebounds per game	36.6	33.1	* 02/06/10	at FIU	w 68-66	757
Rebounding margin	+3.5	-	* 02/11/10	at Univ. of New Orleans	w 68-46	341
ASSISTS	217	187	* 02/13/10	DENVER	w 64-59	3872
Assists per game	12.1	10.4	* 02/20/10	UALR	w 83-65	4672
TURNOVERS	274	233	* 02/25/10	LOUISIANA-LAFAYETTE	w 65-57	4377
Turnovers per game	15.2	12.9	* 02/27/10	at ULM	w 74-71	0
Turnover margin	-2.3	-				
Assist/turnover ratio	0.8	0.8				
STEALS	77	146				
Steals per game	4.3	8.1				
BLOCKS	50	66				
Blocks per game	2.8	3.7				
ATTENDANCE	29570	16913				
Home games-Avg/Game	9-3286	9-1879				
Neutral site-Avg/Game	-	0-0				

* = Conference game

Score by Periods	1st	2nd	OT	Totals
North Texas	604	702	12	1318
Opponents	560	659	21	1240

2009-10 SEASON STATS TEAM GAME-BY-GAME

Opponent	Date	Score		Total		3-Pointers		Free throws		Rebounds				pf	a	t/o	blk	stl	pts	avg
				fg-fga	pct	3fg-fga	pct	ft-fta	pct	off	def	tot	avg							
CAMERON	11/13/09	80-62	W	24-57	.421	8-22	.364	24-33	.727	17	33	50	50.0	14	13	15	2	2	80	80.0
at UT Arlington	11/18/09	101-99	Wot	27-57	.474	3-15	.200	44-57	.772	10	36	46	48.0	27	13	22	5	7	101	90.5
at Oklahoma State	11/21/09	68-82	L	24-58	.414	5-16	.313	15-18	.833	12	24	36	44.0	19	11	13	4	2	68	83.0
JACKSON STATE	11/24/09	68-58	W	22-50	.440	4-14	.286	20-28	.714	6	30	36	42.0	20	10	14	7	6	68	79.2
at Boise State	11/28/09	73-79	L	29-62	.468	9-22	.409	6-12	.500	11	24	35	40.6	14	15	18	3	3	73	78.0
UNIVERSITY OF THE SO	12/02/09	91-62	W	33-59	.559	8-19	.421	17-24	.708	12	29	41	40.7	16	14	11	2	7	91	80.2
at Rice	12/05/09	64-62	W	18-48	.375	8-22	.364	20-26	.769	7	26	33	39.6	16	8	12	1	3	64	77.9
at Texas A&M	12/07/09	65-75	L	23-54	.426	4-16	.250	15-22	.682	14	17	31	38.5	21	14	14	4	7	65	76.2
ULM	12/13/09	79-62	W	28-49	.571	8-15	.533	15-25	.600	10	23	33	37.9	21	17	18	4	7	79	76.6
FIU	12/20/09	70-80	Lot	21-58	.362	10-30	.333	18-30	.600	16	22	38	37.9	19	9	14	6	3	70	75.9
SOUTHEASTERN	12/22/09	71-61	W	24-53	.453	3-17	.176	20-24	.833	7	24	31	37.3	15	7	12	4	6	71	75.5
TEXAS SOUTHERN	12/28/09	71-69	W	23-45	.511	4-13	.308	21-27	.778	5	22	27	36.4	13	12	15	0	5	71	75.1
at UALR	12/31/09	83-78	W	29-54	.537	9-24	.375	16-22	.727	8	19	27	35.7	16	23	12	2	1	83	75.7
at Arkansas State	1/2/10	56-71	L	19-57	.333	3-16	.188	15-19	.789	15	22	37	35.8	13	10	16	2	3	56	74.3
at Louisiana	01/07/10	72-74	L	21-46	.457	4-10	.400	26-34	.765	14	19	33	35.6	22	10	22	1	0	72	74.1
NEW ORLEANS	01/09/10	71-57	W	24-55	.436	7-18	.389	16-26	.615	11	26	37	35.7	16	9	12	3	6	71	73.9
at Troy University	1/14/10	75-72	W	25-59	.424	7-19	.368	18-21	.857	13	25	38	35.8	14	15	13	2	7	75	74.0
ARKANSAS STATE	01/16/10	70-83	L	22-54	.407	3-15	.200	23-30	.767	13	17	30	35.5	17	12	13	1	7	70	73.8
SOUTH ALABAMA	01/21/10	86-78	W	31-63	.492	4-15	.267	20-24	.833	20	28	48	36.2	19	12	19	4	5	86	74.4
at Western Kentucky	01/28/10	84-83	Wot	32-65	.492	4-16	.250	16-23	.696	16	27	43	36.5	22	13	16	1	7	84	74.9
at Middle Tennessee	1/30/10	64-69	L	18-48	.375	5-13	.385	23-30	.767	7	28	35	36.4	23	8	14	6	5	64	74.4
FLORIDA ATLANTIC	02/04/10	86-69	W	30-47	.638	1-4	.250	25-33	.758	7	30	37	36.5	19	11	18	3	4	86	74.9
at FIU	02/06/10	68-66	W	24-50	.480	5-15	.333	15-27	.556	7	35	42	36.7	18	15	13	5	4	68	74.6
at Univ. of New Orleans	02/11/10	68-46	W	19-47	.404	6-15	.400	24-31	.774	8	38	46	37.1	19	14	18	5	4	68	74.3
DENVER	02/13/10	64-59	W	18-36	.500	3-14	.214	25-36	.694	7	20	27	36.7	14	6	9	0	3	64	73.9
at HBU	02/15/10	107-87	W	35-63	.556	10-17	.588	27-34	.794	10	32	42	36.9	20	24	16	2	5	107	75.2
UALR	02/20/10	83-65	W	27-50	.540	7-17	.412	22-34	.647	8	31	39	37.0	18	12	13	1	3	83	75.5
LOUISIANA-LAFAYETTE	02/25/10	65-57	W	23-47	.489	3-11	.273	16-26	.615	8	24	32	36.8	19	8	12	0	2	65	75.1
at ULM	02/27/10	74-71	W	20-47	.426	7-14	.500	27-40	.675	12	24	36	36.8	25	13	22	4	6	74	75.1
vs ULM	3/7/10	69-66	W	23-55	.418	5-18	.278	18-28	.643	14	26	40	36.9	18	12	11	2	5	69	74.9
vs Denver	3/8/10	63-56	W	20-45	.444	3-12	.250	20-27	.741	10	26	36	36.8	13	6	12	7	3	63	74.5
vs TROY	3/9/10	66-63	W	25-55	.455	4-15	.267	12-19	.632	10	32	42	37.0	13	10	10	1	4	66	74.2
North Texas		2375		781-1693	.461	174-519	.335	639-890	.718	345	839	1184	37.0	573	386	469	94	142	2375	74.2
Opponents		2221		815-1892	.431	162-504	.321	429-607	.707	349	705	1054	32.9	719	361	409	123	229	2221	69.4

Games played: 32
 Points/game: 74.2
 FG Pct: 46.1
 3FG Pct: 33.5
 FT Pct: 71.8

Rebounds/game: 37.0
 Assists/game: 12.1
 Turnovers/game: 14.7
 Assist/turnover ratio: 0.8
 Steals/game: 4.4
 Blocks/game: 2.9

2009-10 SEASON STATS - SUPERLATIVES

North Texas - INDIVIDUAL GAME HIGHS

Points	35		White, Josh at UT Arlington (11/18/09)
	28		White, Josh at HBU (02/15/10)
	27		Thompson, Tristan vs FIU (12/20/09)
	26		Thompson, Tristan at UALR (12/31/09)
	25		Tramiel, Eric at Western Kentucky (01/28/10)
	25		Tramiel, Eric vs South Alabama (01/21/10)
Field Goals Made	12		Tramiel, Eric at Western Kentucky (01/28/10)
	10		Tramiel, Eric vs South Alabama (01/21/10)
Field Goal Att.	19		Thompson, Tristan vs FIU (12/20/09)
	17		Tramiel, Eric vs South Alabama (01/21/10)
FG Pct (min 5 made)	1.000	(7-7)	Odufuwa, George vs UALR (02/20/10)
	1.000	(5-5)	Williams, Alzee vs Florida Atlantic (02/04/10)
3-Point FG Made	6		Thompson, Tristan at UALR (12/31/09)
	6		Thompson, Tristan vs FIU (12/20/09)
3-Point FG Att.	11		Thompson, Tristan vs FIU (12/20/09)
	9		Thompson, Tristan at UALR (12/31/09)
3-Pt FG Pct (min 2 made)	1.000	(4-4)	Thompson, Tristan vs ULM (12/13/09)
	1.000	(2-2)	Williams, Alzee at ULM (02/27/10)
Free Throws Made	15		White, Josh at UT Arlington (11/18/09)
	13		White, Josh at ULM (02/27/10)
Free Throw Att.	18		White, Josh at UT Arlington (11/18/09)
	16		White, Josh at ULM (02/27/10)
FT Pct (min 3 made)	1.000	(9-9)	White, Josh at Rice (12/05/09)
	1.000	(7-7)	Thompson, Tristan vs Arkansas State (01/16/10)
	1.000	(6-6)	White, Josh vs UALR (02/20/10)
	1.000	(6-6)	Thompson, Tristan at HBU (02/15/10)
	1.000	(6-6)	Shorter, Shannon vs Arkansas State (01/16/10)
	1.000	(6-6)	White, Josh vs Southeastern (12/22/09)
	1.000	(5-5)	Thompson, Tristan at Western Kentucky (01/28/10)
	1.000	(5-5)	Holmen, Jacob vs University of the Southwest (12/02/09)
	1.000	(4-4)	White, Josh vs Denver (3/8/10)
	1.000	(4-4)	White, Josh vs ULM (3/7/10)
	1.000	(4-4)	Thompson, Tristan vs Louisiana-Lafayette (02/25/10)
	1.000	(4-4)	Spencer, Cameron vs Florida Atlantic (02/04/10)
	1.000	(4-4)	Spencer, Cameron at Middle Tennessee (1/30/10)
	1.000	(4-4)	Shorter, Shannon vs South Alabama (01/21/10)
	1.000	(4-4)	Odufuwa, George vs South Alabama (01/21/10)
	1.000	(4-4)	Odufuwa, George vs Arkansas State (01/16/10)
	1.000	(4-4)	Odufuwa, George at Arkansas State (1/2/10)
	1.000	(4-4)	Odufuwa, George vs Texas Southern (12/28/09)
	1.000	(4-4)	Shorter, Shannon vs FIU (12/20/09)
	1.000	(4-4)	Holmen, Jacob vs Jackson State (11/24/09)
	1.000	(4-4)	White, Josh vs Jackson State (11/24/09)
	1.000	(3-3)	Odufuwa, George vs TROY (3/9/10)
	1.000	(3-3)	Mangrum, Collin at ULM (02/27/10)
	1.000	(3-3)	Thompson, Tristan at ULM (02/27/10)
	1.000	(3-3)	Mangrum, Collin vs Texas Southern (12/28/09)
	1.000	(3-3)	Thomas, Richard vs Southeastern (12/22/09)
	1.000	(3-3)	Thompson, Tristan at Texas A&M (12/07/09)
	1.000	(3-3)	Tramiel, Eric at UT Arlington (11/18/09)
Rebounds	24		Odufuwa, George vs Cameron (11/13/09)
	17		Odufuwa, George vs TROY (3/9/10)
	17		Tramiel, Eric vs ULM (3/7/10)

2009-10 SEASON STATS - SUPERLATIVES CONTINUED

Assists	7	White, Josh at FIU (02/06/10)
	7	Shorter, Shannon at UALR (12/31/09)
	7	White, Josh at UALR (12/31/09)
Steals	4	Thompson, Tristan at Western Kentucky (01/28/10)
	3	Thompson, Tristan at Troy University (1/14/10)
	3	Tramiel, Eric vs ULM (12/13/09)
	3	Odufuwa, George at UT Arlington (11/18/09)
Blocked Shots	4	Odufuwa, George vs FIU (12/20/09)
	3	Odufuwa, George vs Denver (3/8/10)
	3	Tramiel, Eric at FIU (02/06/10)
	3	Odufuwa, George vs ULM (12/13/09)
	3	Odufuwa, George at UT Arlington (11/18/09)
Turnovers	8	White, Josh at ULM (02/27/10)
	7	White, Josh at UT Arlington (11/18/09)
Fouls	5	Mangrum, Collin vs ULM (3/7/10)
	5	Mangrum, Collin at ULM (02/27/10)
	5	Spencer, Cameron vs UALR (02/20/10)
	5	Thompson, Tristan vs Florida Atlantic (02/04/10)
	5	Tramiel, Eric at Middle Tennessee (1/30/10)
	5	Odufuwa, George vs Arkansas State (01/16/10)
	5	Tramiel, Eric at Troy University (1/14/10)
	5	Holmen, Jacob at UALR (12/31/09)
	5	Odufuwa, George vs Texas Southern (12/28/09)
	5	Thomas, Richard vs FIU (12/20/09)
	5	Shorter, Shannon vs ULM (12/13/09)
	5	Tramiel, Eric at Texas A&M (12/07/09)
	5	Tramiel, Eric vs Jackson State (11/24/09)
	5	Tramiel, Eric at Oklahoma State (11/21/09)
5	Tramiel, Eric at UT Arlington (11/18/09)	

2009-10 SEASON STATS - DOUBLE-DOUBLES

Odufuwa, George	12 pts, 24 reb; CAMERON, 11/13/09
Odufuwa, George	16 pts, 11 reb; at UT Arlington, 11/18/09
Odufuwa, George	11 pts, 11 reb; JACKSON STATE, 11/24/09
Odufuwa, George	15 pts, 12 reb; at Louisiana, 01/07/10
Odufuwa, George	16 pts, 12 reb; ARKANSAS STATE, 01/16/10
Odufuwa, George	16 pts, 16 reb; SOUTH ALABAMA, 01/21/10
Odufuwa, George	15 pts, 16 reb; at Western Kentucky, 01/28/10
Odufuwa, George	11 pts, 13 reb; at Middle Tennessee, 1/30/10
Odufuwa, George	11 pts, 11 reb; at FIU, 02/06/10
Odufuwa, George	19 pts, 10 reb; at HBU, 02/15/10
Odufuwa, George	13 pts, 11 reb; LOUISIANA-LAFAYETTE, 02/25/10
Odufuwa, George	10 pts, 16 reb; at ULM, 02/27/10
Odufuwa, George	16 pts, 13 reb; vs Denver, 3/8/10
Odufuwa, George	11 pts, 17 reb; vs TROY, 3/9/10
Shorter, Shannon	11 pts, 10 reb; UNIVERSITY OF THE SOUTHWEST, 12/02/09
Tramiel, Eric	25 pts, 13 reb; SOUTH ALABAMA, 01/21/10
Tramiel, Eric	22 pts, 17 reb; vs ULM, 3/7/10
Tramiel, Eric	20 pts, 10 reb; vs TROY, 3/9/10

2009-10 SEASON STATS - POINTS-REBOUNDS-ASSISTS

Opponent	Date	Score	01 JOHNSON,DO	03 WILLIAMS,A	04 ODUFUWA,GE	10 WHITE,JOSH	11 MATLOCK,AN	12 GOFF,NICK	14 THOMPSON,T	
CAMERON	11/13/09	80-62	w	DNP	2-1-0	12-24-1	19-4-4	0-0-0	2-0-0	5-3-0
at UT Arlington	11/18/09	101-99	w	3-1-3	5-2-0	16-11-1	35-7-4	DNP	DNP	9-4-3
at Oklahoma State	11/21/09	68-82	L	9-3-1	0-0-0	11-7-1	4-1-5	DNP	DNP	5-5-1
JACKSON STATE	11/24/09	68-58	w	0-2-2	5-2-0	11-11-0	4-4-4	DNP	DNP	5-2-3
at Boise State	11/28/09	73-79	L	DNP	0-0-0	5-4-3	23-3-6	DNP	DNP	7-4-1
UNIVERSITY OF THE SOU	12/02/09	91-62	w	DNP	1-2-1	4-9-0	21-2-5	0-1-0	2-2-1	11-4-1
at Rice	12/05/09	64-62	w	15-1-3	2-1-0	4-10-0	14-2-4	DNP	DNP	2-0-0
at Texas A&M	12/07/09	65-75	L	DNP	0-0-0	12-9-1	15-2-5	DNP	DNP	9-3-2
ULM	12/13/09	79-62	w	DNP	0-0-0	13-9-3	15-2-5	DNP	DNP	20-3-1
FIU	12/20/09	70-80	L	DNP	0-1-0	12-8-0	13-1-3	DNP	DNP	27-4-2
SOUTHEASTERN	12/22/09	71-61	w	DNP	4-0-0	12-7-3	13-1-1	DNP	DNP	12-2-0
TEXAS SOUTHERN	12/28/09	71-69	w	DNP	0-1-0	6-7-0	12-0-2	DNP	DNP	21-4-5
at UALR	12/31/09	83-78	w	DNP	0-0-1	20-8-3	13-1-7	DNP	DNP	26-4-2
at Arkansas State	1/2/10	56-71	L	DNP	1-0-1	10-9-2	9-4-5	DNP	DNP	18-5-2
at Louisiana	01/07/10	72-74	L	DNP	0-0-0	15-12-0	14-3-4	DNP	DNP	11-2-0
NEW ORLEANS	01/09/10	71-57	w	DNP	1-1-0	9-9-1	21-0-4	0-0-0	0-0-0	18-3-2
at Troy University	1/14/10	75-72	w	DNP	0-0-0	7-9-3	18-3-2	DNP	DNP	21-4-1
ARKANSAS STATE	01/16/10	70-83	L	DNP	1-1-0	16-12-4	5-2-2	DNP	DNP	14-1-3
SOUTH ALABAMA	01/21/10	86-78	w	DNP	DNP	16-16-3	14-3-2	0-1-0	DNP	15-1-1
at Western Kentucky	01/28/10	84-83	w	DNP	0-0-0	15-16-2	11-1-5	0-0-0	DNP	20-5-0
at Middle Tennessee	1/30/10	64-69	L	DNP	0-1-0	11-13-2	13-3-3	DNP	DNP	17-3-0
FLORIDA ATLANTIC	02/04/10	86-69	w	DNP	12-1-0	14-9-1	9-0-0	DNP	DNP	16-5-2
at FIU	02/06/10	68-66	w	DNP	0-1-0	11-11-0	11-0-7	DNP	DNP	19-5-1
at Univ. of New Orleans	02/11/10	68-46	w	DNP	0-1-0	7-13-5	18-0-3	3-0-0	0-1-0	11-3-2
DENVER	02/13/10	64-59	w	DNP	2-0-0	9-8-3	17-0-1	DNP	DNP	10-3-0
at HBU	02/15/10	107-87	w	DNP	7-3-0	19-10-4	28-1-3	0-0-0	0-0-0	17-5-5
UALR	02/20/10	83-65	w	DNP	8-3-1	14-5-0	12-2-6	3-0-0	0-1-0	9-4-2
LOUISIANA-LAFAYETTE	02/25/10	65-57	w	DNP	0-0-0	13-11-2	14-1-1	0-0-0	DNP	16-4-1
at ULM	02/27/10	74-71	w	DNP	6-0-0	10-16-3	18-2-2	0-0-0	DNP	14-1-4
vs ULM	3/7/10	69-66	w	DNP	0-0-0	8-10-1	18-0-5	0-0-0	DNP	16-1-3
vs Denver	3/8/10	63-56	w	DNP	0-0-0	16-13-2	14-4-1	DNP	DNP	19-4-1
vs TROY	3/9/10	66-63	w	DNP	4-1-0	11-17-2	11-1-1	DNP	DNP	10-5-3

Opponent	Date	Score	15 KNOX,BEN	20 MANGRUM,CO	21 SHORTER,SH	23 THOMAS,RIC	25 TRAMIEL,ER	30 HOLMEN,JAC	33 HALL,TYLER	
CAMERON	11/13/09	80-62	w	0-1-0	9-0-0	2-2-2	12-1-1	11-7-2	4-2-2	0-0-0
at UT Arlington	11/18/09	101-99	w	DNP	DNP	11-4-2	3-2-0	5-3-0	14-4-0	DNP
at Oklahoma State	11/21/09	68-82	L	DNP	5-1-0	7-4-1	5-2-1	16-3-0	6-8-1	DNP
JACKSON STATE	11/24/09	68-58	w	DNP	7-0-0	2-1-0	11-3-1	15-5-0	6-1-0	DNP
at Boise State	11/28/09	73-79	L	4-1-1	4-0-0	0-2-0	7-2-2	14-4-1	7-1-0	DNP
UNIVERSITY OF THE SOU	12/02/09	91-62	w	0-1-0	7-1-1	11-10-2	8-2-1	DNP	17-2-1	4-0-1
at Rice	12/05/09	64-62	w	DNP	12-3-0	0-1-0	3-1-0	10-7-1	2-3-0	DNP
at Texas A&M	12/07/09	65-75	L	0-0-0	DNP	2-0-1	5-4-3	17-6-2	3-1-0	DNP
ULM	12/13/09	79-62	w	0-1-0	0-1-0	6-4-3	9-2-3	16-5-0	0-2-0	DNP
FIU	12/20/09	70-80	L	0-0-0	2-2-0	4-3-3	10-3-0	0-5-1	2-7-0	DNP
SOUTHEASTERN	12/22/09	71-61	w	DNP	0-0-0	2-3-2	7-5-1	19-8-0	2-1-0	DNP
TEXAS SOUTHERN	12/28/09	71-69	w	DNP	9-3-0	11-3-2	0-2-1	0-1-1	12-2-1	DNP
at UALR	12/31/09	83-78	w	DNP	3-2-2	8-4-7	0-1-0	DNP	11-2-1	DNP
at Arkansas State	1/2/10	56-71	L	2-3-0	0-0-0	6-4-0	DNP	DNP	8-3-0	DNP
at Louisiana	01/07/10	72-74	L	0-1-1	0-0-0	14-8-2	14-2-3	DNP	4-0-0	DNP
NEW ORLEANS	01/09/10	71-57	w	0-2-0	5-1-0	7-5-1	7-5-0	DNP	1-6-1	DNP
at Troy University	1/14/10	75-72	w	2-3-0	0-1-0	4-3-4	0-3-3	11-2-1	12-3-1	DNP
ARKANSAS STATE	01/16/10	70-83	L	2-0-0	DNP	10-6-2	3-1-0	12-2-1	7-1-0	DNP
SOUTH ALABAMA	01/21/10	86-78	w	0-0-0	0-0-0	10-6-5	DNP	25-13-1	6-1-0	DNP
at Western Kentucky	01/28/10	84-83	w	DNP	0-3-4	13-5-2	DNP	25-5-0	0-1-0	DNP
at Middle Tennessee	1/30/10	64-69	L	DNP	3-2-0	6-1-0	DNP	2-3-0	4-4-2	DNP
FLORIDA ATLANTIC	02/04/10	86-69	w	0-0-0	0-1-2	10-4-6	2-3-0	17-8-0	2-1-0	DNP
at FIU	02/06/10	68-66	w	DNP	3-1-0	5-5-5	0-0-0	17-7-1	2-3-0	DNP
at Univ. of New Orleans	02/11/10	68-46	w	0-1-1	2-4-0	6-3-3	2-0-0	15-4-0	4-6-0	DNP
DENVER	02/13/10	64-59	w	DNP	0-1-0	13-4-1	DNP	11-7-0	2-3-1	DNP
at HBU	02/15/10	107-87	w	0-1-0	6-2-1	5-6-6	3-1-2	18-5-2	4-0-0	DNP
UALR	02/20/10	83-65	w	0-1-0	12-3-1	10-2-1	DNP	11-7-0	4-3-0	DNP
LOUISIANA-LAFAYETTE	02/25/10	65-57	w	DNP	4-2-0	5-1-2	DNP	10-5-1	2-1-1	DNP
at ULM	02/27/10	74-71	w	DNP	10-4-2	6-3-0	DNP	5-6-0	2-0-0	DNP
vs ULM	3/7/10	69-66	w	DNP	3-5-1	2-4-2	DNP	22-17-0	0-0-0	DNP
vs Denver	3/8/10	63-56	w	DNP	5-6-0	3-4-1	DNP	6-5-1	DNP	DNP
vs TROY	3/9/10	66-63	w	DNP	6-1-2	4-1-1	DNP	20-10-1	DNP	DNP

2009-10 SEASON STATS - POINTS-REBOUNDS-ASSISTS

Opponent	Date	Score		34		42	
				EGENTI,JAM	SPENCER,CA		
CAMERON	11/13/09	80-62	w	DNP		2-1-1	
at UT Arlington	11/18/09	101-99	w	DNP		0-1-0	
at Oklahoma State	11/21/09	68-82	L	DNP		0-0-0	
JACKSON STATE	11/24/09	68-58	w	DNP		2-1-0	
at Boise State	11/28/09	73-79	L	DNP		2-8-1	
UNIVERSITY OF THE SOU	12/02/09	91-62	w	DNP		5-4-0	
at Rice	12/05/09	64-62	w	DNP		0-1-0	
at Texas A&M	12/07/09	65-75	L	DNP		2-3-0	
ULM	12/13/09	79-62	w	DNP		0-1-2	
FIU	12/20/09	70-80	L	DNP		DNP	
SOUTHEASTERN	12/22/09	71-61	w	DNP		DNP	
TEXAS SOUTHERN	12/28/09	71-69	w	DNP		0-0-0	
at UALR	12/31/09	83-78	w	DNP		2-1-0	
at Arkansas State	1/2/10	56-71	L	DNP		2-7-0	
at Louisiana	01/07/10	72-74	L	DNP		0-1-0	
NEW ORLEANS	01/09/10	71-57	w	DNP		2-4-0	
at Troy University	1/14/10	75-72	w	DNP		0-3-0	
ARKANSAS STATE	01/16/10	70-83	L	DNP		DNP	
SOUTH ALABAMA	01/21/10	86-78	w	DNP		0-1-0	
at Western Kentucky	01/28/10	84-83	w	DNP		0-2-0	
at Middle Tennessee	1/30/10	64-69	L	DNP		8-3-1	
FLORIDA ATLANTIC	02/04/10	86-69	w	DNP		4-3-0	
at FIU	02/06/10	68-66	w	DNP		0-6-1	
at Univ. of New Orleans	02/11/10	68-46	w	0-0-0		0-2-0	
DENVER	02/13/10	64-59	w	DNP		0-0-0	
at HBU	02/15/10	107-87	w	0-0-0		0-5-1	
UALR	02/20/10	83-65	w	0-0-0		0-4-1	
LOUISIANA-LAFAYETTE	02/25/10	65-57	w	DNP		1-2-0	
at ULM	02/27/10	74-71	w	DNP		3-3-2	
vs ULM	3/7/10	69-66	w	DNP		0-0-0	
vs Denver	3/8/10	63-56	w	DNP		0-0-0	
vs TROY	3/9/10	66-63	w	DNP		0-0-0	



CAMERON 62 at NORTH TEXAS 80

The Super Pit • Denton, Texas • 11/13/09

North Texas (1-0)		FG-A	3G-A	FT-A	O	D	T	PF	Pts	A	TO	B	S	Min.		
04	Odufuwa, George	.4	.10	.0	4	7	6	18	24	0	12	1	3	29		
25	Tramiel, Eric	.3	.7	.0	1	5	8	4	3	7	3	11	2	3	29	
10	White, Josh	.6	.9	.5	6	2	3	1	3	4	2	19	4	2	30	
14	Thompson, Tristan	.1	.3	.0	2	3	4	1	2	3	1	5	0	1	16	
21	Shorter, Shannon	.0	.3	.0	2	2	0	2	2	0	2	2	2	0	21	
03	Williams, Alzee	.1	.2	.0	1	0	0	1	1	1	2	0	0	0	14	
11	Matlock, Antwone	.0	1	.0	1	0	0	0	0	1	0	0	0	0	1	
12	Goff, Nick	.0	0	.0	0	2	2	0	0	0	0	2	0	1	1	
15	Knox, Ben	.0	0	.0	0	0	0	1	0	1	0	0	0	0	1	
20	Mangrum, Collin	.3	.7	.1	3	2	2	0	0	0	2	9	0	0	12	
23	Thomas, Richard	.3	.7	.2	5	4	5	0	1	1	3	12	1	3	24	
30	Holmen, Jacob	.2	.5	.0	1	0	0	1	1	2	1	4	2	0	16	
33	Hall, Tyler	.0	1	.0	0	0	0	0	0	0	0	0	0	0	1	
42	Spencer, Cameron	.1	.2	.0	0	0	0	1	0	1	0	2	1	0	5	
TEAM																
Totals		.24	.57	.8	.22	.24	.33	17	.33	.50	14	.80	13	.15	.2	2

Cameron (0-1)		FG-A	3G-A	FT-A	O	D	T	PF	Pts	A	TO	B	S	Min.		
13	GLASGOW, Kallan	.3	.6	.0	1	2	4	1	4	5	1	8	4	2	31	
30	BURKE, Jamaar	.0	0	.0	0	0	0	0	0	0	5	0	0	1	1	
01	MORGAN, Greg	.0	4	.0	0	0	0	2	0	2	1	0	3	0	19	
05	EILAND, Derno	.5	.16	.3	11	0	0	1	1	2	4	13	0	1	29	
20	WILLIAMS, Jacquez	.6	.16	.5	12	1	1	1	1	2	4	18	2	3	29	
02	JEWELL, Paul	.0	0	.0	0	0	0	0	0	0	0	0	0	0	1	
03	VUKADINOVIC, Nikola	.0	2	.0	2	0	0	0	0	0	1	0	0	1	7	
12	GEIGER, Bryce	.0	0	.0	0	1	2	0	0	0	0	1	0	1	1	
22	FARNSWORTH, Nick	.0	0	.0	0	0	0	0	0	0	1	0	0	0	1	
24	MURRAY, Nathan	.5	.11	.0	1	0	0	2	4	6	2	10	0	1	27	
33	GARNER, Milton	.2	.5	.2	5	0	3	1	5	6	1	6	1	1	29	
40	DAWON, Terry	.3	.6	.0	0	0	0	2	4	4	6	0	0	0	15	
TEAM																
Totals		.24	.67	.10	.32	.4	.10	12	.21	.33	.24	.62	10	.11	.2	20

	1st	2nd	Tot	FG%	3FG%	FT%	FBR	Paint	P-TO	2nd	Bnch
North Texas	44	36	80	42.1	36.4	72.7	8	26	10	12	31
Cameron	29	33	62	35.8	31.3	40.0	2	20	10	16	23

Officials: David Stevens, Kyle Ingram, Bobby Jacobs
Attendance: 1,524



NORTH TEXAS 101 at UT ARLINGTON 99 (2OT)

Texas Hall • Arlington, Texas • 11/18/09

North Texas (2-0)		FG-A	3G-A	FT-A	O	D	T	PF	Pts	A	TO	B	S	Min.		
04	Odufuwa, George	.4	.4	.0	0	8	10	1	10	11	3	16	1	4	44	
10	White, Josh	.9	.14	.2	4	15	18	2	5	7	1	35	4	7	46	
14	Thompson, Tristan	.1	.5	.0	0	7	9	1	3	4	4	9	3	3	25	
21	Shorter, Shannon	.3	.8	.0	2	5	7	2	2	4	3	11	2	1	28	
25	Tramiel, Eric	.1	.3	.0	1	3	3	0	3	3	5	0	0	1	20	
01	Johnson, Dominique	.1	.5	.0	2	1	2	0	1	1	2	3	3	1	15	
03	Williams, Alzee	.1	.2	.0	1	3	4	1	1	2	4	5	0	1	23	
23	Thomas, Richard	.1	.4	.1	3	0	0	0	2	2	1	3	0	1	14	
30	Holmen, Jacob	.6	.12	.0	2	2	4	1	3	4	4	14	0	0	29	
42	Spencer, Cameron	.0	0	.0	0	0	0	0	0	1	1	0	0	2	6	
TEAM																
Totals		.27	.57	.3	.15	.44	.57	10	.36	.46	.27	.10	.13	.22	.5	.25

UT Arlington (1-1)		FG-A	3G-A	FT-A	O	D	T	PF	Pts	A	TO	B	S	Min.		
00	Haynes, Marquez	.10	.27	.1	5	8	11	1	6	7	4	29	4	1	42	
04	Moffitt, Tommy	.5	.11	.2	3	2	4	5	3	8	3	14	0	2	1	
23	Long, Brandon	.9	.20	.3	8	7	8	3	5	8	4	28	3	2	42	
31	Reed, LaMarcus	.6	.12	.0	2	3	4	1	3	4	3	15	2	3	37	
55	Reves, Jordan	.0	1	.0	0	0	0	0	1	1	5	0	0	1	15	
02	Gentry, Dwight	.0	0	.0	0	0	0	0	1	1	3	0	1	0	1	
10	David, J.D.	.0	3	.0	0	0	0	0	0	0	5	0	0	1	16	
12	Miller, Jon	.2	.5	.1	3	2	2	0	0	0	4	7	0	3	17	
20	Williams, Armani	.1	.2	.0	0	0	0	0	0	0	2	2	0	0	4	
24	Awange, Ishmael	.1	.2	.0	0	0	1	2	1	3	2	2	0	2	15	
25	Catlett, Cameron	.1	.1	.0	0	0	0	2	1	3	1	2	3	2	18	
TEAM																
Totals		.35	.84	.7	.21	.22	.30	16	.25	.41	.36	.99	13	.16	.6	10

	1st	2nd	OT	Tot	FG%	3FG%	FT%	FBR	Paint	P-TO	2nd	Bnch
North Texas	34	48	19	101	47.4	20.0	77.2	4	46	21	15	25
UTA	40	42	17	101	41.7	33.3	73.3	16	46	27	18	13

Officials: Kerry Sitton, Rodrick Sutton, Brad Gaston
Attendance: 1,404



NORTH TEXAS 68 at OKLAHOMA STATE 82

Gallagher-Iba Arena • Stillwater, Okla. • 11/21/09

North Texas (2-1)		FG-A	3G-A	FT-A	O	D	T	PF	Pts	A	TO	B	S	Min.		
04	Odufuwa, George	.4	.8	.0	0	3	4	1	6	7	1	11	1	2	34	
25	Tramiel, Eric	.7	.14	.1	3	1	1	0	3	3	5	16	0	0	32	
10	White, Josh	.1	.6	.0	3	2	2	0	1	1	1	4	5	4	35	
21	Shorter, Shannon	.2	.5	.1	1	2	2	1	1	3	3	7	1	2	17	
23	Thomas, Richard	.1	.3	.1	3	2	2	1	1	2	1	5	1	1	21	
01	Johnson, Dominique	.2	.6	.0	1	5	6	0	3	3	1	9	1	0	19	
03	Williams, Alzee	.0	0	.0	0	0	0	0	0	0	1	0	0	0	3	
14	Thompson, Tristan	.2	.6	.1	2	0	0	3	2	5	2	5	1	2	15	
20	Mangrum, Collin	.2	.2	.1	1	0	0	0	1	1	1	5	0	1	10	
30	Holmen, Jacob	.3	.8	.0	2	0	1	3	5	8	2	6	1	0	13	
42	Spencer, Cameron	.0	1	.0	0	0	0	0	0	0	1	0	0	0	1	
TEAM																
Totals		.24	.59	.5	.16	.15	.18	12	.23	.35	.19	.68	11	.13	.4	20

Oklahoma State (3-0)		FG-A	3G-A	FT-A	O	D	T	PF	Pts	A	TO	B	S	Min.		
33	Moses, Marshall	.5	.9	.0	0	0	1	1	8	9	3	10	2	1	28	
02	Muonelo, Obi	.5	.13	.0	4	7	8	3	4	7	2	17	4	4	32	
12	Page, Keiton	.5	.10	.3	5	0	0	1	1	4	13	1	0	0	32	
14	Penn, Ray	.1	.2	.1	2	1	2	0	0	0	1	4	1	0	35	
23	Anderson, James	.8	.13	.3	5	6	7	1	8	9	1	25	1	0	34	
01	Shaw, Jarred	.0	0	.0	0	0	0	0	0	0	0	0	0	1	1	
01	Gulley, Fred	.0	1	.0	0	0	0	0	3	3	1	0	2	0	19	
31	Pilgrim, Matt	.4	.5	.0	0	1	2	1	1	2	4	9	0	3	13	
32	Franklin, Roger	.2	.3	.0	1	0	0	0	0	0	1	4	0	0	6	
TEAM																
Totals		.30	.56	.7	.17	.15	.20	7	.26	.33	.18	.82	14	.9	.6	4

	1st	2nd	Tot	FG%	3FG%	FT%	Paint	P-TO	2nd	Break	Bench
North Texas	32	36	68	40.7	31.3	83.3	28	10	10	2	25
OSU	44	38	82	53.6	41.2	75.0	26	17	6	10	13

Officials: Ed Hightower, Randy Heimerman, John Moore
Attendance: 10,888



JACKSON STATE 58 at NORTH TEXAS 68

The Super Pit • Denton, Texas • 11/24/09

North Texas (3-1)		FG-A	3G-A	FT-A	O	D	T	PF	Pts	A	TO	B	S	Min.	
04	Odufuwa, George	.4	.8	.0	0	3	7	4	7	11	2	11	0	1	36
25	Tramiel, Eric	.6	.9	.0	1	3	5	1	4	5	5	15	0	3	29
10	White, Josh	.0	.5	.0	2	4	4	1	3	4	0	4	4	4	32
14	Thompson, Tristan	.1	.7	.0	1	3	4	0	2	2	1	5	3	2	21
23	Thomas, Richard	.3	.5	.2	3	3	4	0	3	3	4	11	1	0	26
01	Johnson, Dominique	.2	.6	.0	1	5	6	0	3	3	1	9	1	0	19
03	Williams, Alzee	.2	.3	.1	2	0	0	0	2	2	2	5	0	0	10
20	Mangrum, Collin	.3	.6	.1	4	0	0	0	0	0	4	7	0	1	15
21	Shorter, Shannon	.1	.2	.0	0	0	0	0	0	1	1	0	2	0	7
30	Holmen, Jacob	.1	1	.0	0	4	4	0	0	1	1	1	0	0	11
42	Spencer, Cameron	.1	.2	.0	0	0	0	0	0	1	1	0	0	0	3
TEAM															
Totals		.22	.50	.4	.14	.20	.28	6	.30	.36	.20	.68	10	.1	

NORTH TEXAS BASKETBALL (24-8)

NCAA TOURNAMENT GUIDE



NORTH TEXAS 73 at BOISE STATE 79
Taco Bell Arena • Boise, Idaho • 11/28/09

North Texas (3-2)		FG-A	3G-A	FTA	O	D	T	PF	Pts	A	TO	B	S	Min.			
04	Odufuwa, George.....	f	2	4	0	0	1	2	2	2	4	3	5	3	3	0	17
25	Tramieel, Eric.....	f	5	8	2	3	2	5	0	4	4	1	2	1	1	33	
10	White, Josh.....	g	9	16	3	7	2	2	0	3	3	2	23	6	3	0	34
14	Thompson, Tristan.....	g	2	7	2	4	1	2	0	4	4	1	7	1	1	0	24
23	Thomas, Richard.....	g	3	11	1	6	0	0	1	1	2	2	7	2	6	1	31
03	Williams, Alzee.....	g	0	2	0	1	0	0	0	0	0	0	0	0	0	0	7
15	Knox, Ben.....	g	2	2	0	0	0	0	1	0	1	0	4	1	1	0	4
20	Mangrum, Collin.....	g	2	3	0	0	0	1	0	0	0	2	4	0	0	0	16
21	Shorter, Shannon.....	g	0	2	0	0	0	0	0	2	0	0	0	0	1	0	8
30	Holmen, Jacob.....	g	3	5	1	1	0	0	0	1	1	7	0	0	0	0	7
42	Spencer, Cameron.....	g	1	2	0	0	0	0	3	5	8	0	2	1	1	1	19
TEAM.....																	
Totals.....		29	62	9	22	6	12	11	24	35	14	73	15	18	3	3	200

Boise State (4-2)		FG-A	3G-A	FTA	O	D	T	PF	Pts	A	TO	B	S	Min.			
03	Okoye, Ike.....	f	5	10	0	0	3	4	1	7	8	3	13	2	2	3	29
21	Arnold, Robert.....	f	6	12	1	2	4	5	3	2	5	0	17	1	1	1	24
50	Cunningham, Kurt.....	c	7	8	0	0	3	3	1	7	8	4	17	1	3	1	26
01	Perryman, Westly.....	g	2	4	0	0	1	2	1	0	1	2	5	3	1	0	24
24	Anderson, La'Shard.....	g	0	5	0	1	1	2	0	1	1	1	1	5	3	1	32
02	Montreal, Daequon.....	g	2	7	1	1	2	2	2	0	2	1	7	0	1	2	16
11	Thomas, Anthony.....	g	3	7	2	3	0	0	0	1	1	1	8	3	2	0	23
25	Noonan, Paul.....	g	3	7	3	4	2	2	1	6	7	0	11	2	2	1	17
32	Moritz, Zack.....	g	0	2	0	0	0	2	2	0	2	1	0	0	0	0	9
TEAM.....																	
Totals.....		28	62	7	11	16	22	12	25	37	13	79	17	15	9	8	200

	1st	2nd	Tot	FG%	3FG%	FT%	Paint	P-TO	2nd	Break	Bench
North Texas	37	36	73	46.8	40.9	50.0	30	25	10	0	17
Boise State	38	41	79	45.2	63.6	72.7	40	19	15	4	26

Officials: Ruben Ramon, Kevin Brill, Jimmy Casas
Attendance: 2,650



UNIV. OF THE SOUTHWEST 62 at NORTH TEXAS 91
The Super Pit • Denton, Texas • 12/2/09

North Texas (4-2)		FG-A	3G-A	FTA	O	D	T	PF	Pts	A	TO	B	S	Min.			
04	Odufuwa, George.....	f	1	5	0	0	2	2	3	6	9	3	4	0	4	0	18
30	Holmen, Jacob.....	f	6	10	0	1	5	5	1	1	2	2	17	1	1	0	22
10	White, Josh.....	g	9	11	2	4	1	1	0	2	2	2	21	5	1	0	32
14	Thompson, Tristan.....	g	4	8	3	5	0	1	0	4	4	0	11	1	0	0	23
23	Thomas, Richard.....	g	3	5	2	3	0	0	0	2	2	2	8	1	3	0	19
03	Williams, Alzee.....	g	0	4	0	2	1	2	0	2	2	1	1	1	1	1	16
11	Matlock, Antwone.....	g	0	2	0	2	0	0	0	1	1	0	0	0	0	0	4
12	Goff, Nick.....	g	1	2	0	0	0	0	1	1	2	0	2	1	0	0	3
15	Knox, Ben.....	g	0	0	0	0	0	0	1	0	1	1	0	0	1	0	10
20	Mangrum, Collin.....	g	2	3	1	2	2	2	0	0	1	1	4	7	1	0	15
21	Shorter, Shannon.....	g	4	5	0	0	3	7	4	6	10	1	11	2	0	0	21
33	Hall, Tyler.....	g	1	1	0	0	2	2	0	0	0	0	4	1	0	0	3
42	Spencer, Cameron.....	g	2	3	0	0	1	2	1	3	4	0	5	0	0	0	14
TEAM.....																	
Totals.....		33	59	8	19	17	24	12	29	41	16	91	14	11	2	7	200

U of the Southwest (2-5)		FG-A	3G-A	FTA	O	D	T	PF	Pts	A	TO	B	S	Min.			
22	King, Aaron.....	f	2	8	0	4	3	6	0	0	0	3	7	3	3	0	25
23	Evans, Demetrius.....	f	15	19	2	2	8	9	1	6	7	2	40	0	3	1	37
24	Pope, Brandon.....	f	1	7	0	1	1	1	1	3	4	2	3	1	1	0	32
41	Fleming, Okam.....	c	1	1	0	0	0	0	0	2	2	5	2	1	3	1	17
05	Lewis, Richie.....	g	4	10	1	5	0	0	0	0	5	4	9	3	2	1	31
01	Payne, Jawaan.....	g	0	5	0	4	0	0	0	1	1	1	1	0	0	0	16
03	Voigt, Jamie.....	g	0	1	0	0	1	2	1	1	2	0	0	1	0	0	22
34	Nelson, Travone.....	g	0	1	0	0	0	0	0	0	0	2	0	0	0	0	13
50	Spring, Travis.....	g	0	1	0	0	0	0	0	0	0	2	0	0	1	0	7
TEAM.....																	
Totals.....		23	53	3	16	13	18	4	18	22	18	62	9	14	3	7	200

	1st	2nd	Tot	FG%	3FG%	FT%	Paint	P-TO	2nd	Break	Bench
North Texas	50	41	91	55.9	42.1	70.8	44	22	12	12	30
USW	32	30	62	43.4	18.8	72.2	28	13	4	2	1

Officials: Jon Stigliano, Roderick Dixon, Rick Jones
Attendance: 1,677



NORTH TEXAS 64 at RICE 62
Tudor Fieldhouse • Houston, Texas • 12/5/09

North Texas (5-2)		FG-A	3G-A	FTA	O	D	T	PF	Pts	A	TO	B	S	Min.			
11	TRAMIEEL, Eric.....	f	3	10	2	5	2	4	2	5	7	3	10	1	3	0	34
30	Holmen, Jacob.....	f	1	6	0	0	0	0	2	1	3	0	2	0	0	0	11
10	White, Josh.....	g	2	5	1	1	9	9	0	2	2	1	14	4	3	0	38
14	Thompson, Tristan.....	g	0	4	0	3	2	2	0	0	0	2	2	0	0	0	18
23	Thomas, Richard.....	g	1	4	1	4	0	0	1	0	1	4	3	0	1	0	11
01	Johnson, Dominique.....	g	5	6	3	4	2	2	0	1	1	1	15	3	1	0	26
03	Williams, Alzee.....	g	1	2	0	0	0	0	0	1	1	0	2	0	1	0	12
04	Odufuwa, George.....	g	1	2	0	0	2	5	2	8	10	3	4	0	2	0	28
20	Mangrum, Collin.....	g	4	8	1	4	3	4	0	3	3	2	12	0	1	1	23
21	Shorter, Shannon.....	g	0	1	0	1	0	0	0	1	1	0	0	0	0	0	3
42	Spencer, Cameron.....	g	0	0	0	0	0	0	0	1	1	0	0	0	0	0	6
TEAM.....																	
Totals.....		18	48	8	22	20	26	7	26	33	16	64	8	12	1	3	200

Rice (4-4)		FG-A	3G-A	FTA	O	D	T	PF	Pts	A	TO	B	S	Min.			
00	BRAIMOH, Suleiman.....	f	0	1	0	0	0	0	1	2	3	0	0	1	2	0	1
15	STANTON, Trey.....	c	2	6	0	2	1	2	0	4	4	3	5	0	3	0	28
03	JACKSON, Tamir.....	g	6	13	1	2	0	0	0	8	8	5	13	5	3	0	36
04	FRIZZELLE, Connor.....	g	4	10	2	8	0	0	0	0	0	1	10	2	0	0	32
33	GHORAM, Lawrence.....	g	3	7	0	0	1	3	2	0	2	3	7	1	1	1	23
01	SCHWARZE, Nate.....	g	0	0	0	0	0	0	1	0	1	0	0	0	0	0	3
05	HERNDON, Emerson.....	g	2	5	0	0	0	0	1	1	2	2	4	0	1	0	10
14	KAZEMI, Arsalan.....	g	3	10	0	0	6	7	6	5	11	4	12	2	1	2	29
20	KUIPERS, Lucas.....	g	5	9	1	3	0	0	2	2	4	3	11	0	0	0	20
22	HOLLAND, A.J.....	g	0	1	0	0	0	0	0	0	0	1	0	1	0	0	11
TEAM.....																	
Totals.....		25	62	4	15	8	12	14	26	40	22	62	12	11	3	3	200

	1st	2nd	Tot	FG%	3FG%	FT%	Paint	P-TO	2nd	Break	Bench
North Texas	32	32	64	37.5	36.4	76.9	16	13	11	2	33
Rice	27	35	62	40.3	26.7	66.7	38				

NORTH TEXAS BASKETBALL (24-8)

NCAA TOURNAMENT GUIDE



NORTH TEXAS 83 at UALR 78
 Jack Stephens Center • Little Rock • 12/31/09

North Texas (9-4, 2-1 SBC)	FG-A	3G-A	FTA	O	D	T	PF	Pts	A	TO	B	S	Min.
04 Odufuwa, George.....	f...8	9.....0	4.....7	2	6	8	4	20	3	2	0	1	31
10 White, Josh.....	g...3	10.....2	6.....5	6	0	1	1	13	7	4	0	0	36
14 Thompson, Tristan.....	g...9	13.....6	9.....2	3	2	2	4	26	2	3	0	0	34
20 Mangrum, Collin.....	g...1	4.....1	4.....0	0	2	2	2	3	2	0	0	0	17
30 Holmen, Jacob.....	f...5	8.....0	1.....1	1	0	2	2	5	11	1	1	0	31
03 Williams, Alzee.....	0...2	0.....2	0.....0	0	0	0	0	0	1	0	1	0	6
21 Shorter, Shannon.....	2...6	0.....1	4.....5	3	1	4	2	8	7	1	0	0	30
23 Thomas, Richard.....	0...1	0.....0	1.....0	0	1	1	0	0	0	1	1	0	6
42 Spencer, Cameron.....	1...1	0.....0	0.....0	0	1	1	0	2	0	0	0	0	9
TEAM.....	1	3	4
Totals.....	29 .54	9 .24	16 .22	8	19	27	16	83	23	12	2	1	200

UALR (4-10, 0-3 SBC)	FG-A	3G-A	FTA	O	D	T	PF	Pts	A	TO	B	S	Min.
12 Jackson, Courtney.....	f...3	8.....0	1.....0	3	7	10	2	6	0	5	0	0	26
24 Burton, Wayne.....	f...5	11.....0	0.....2	3	5	1	6	4	12	0	1	2	21
11 Foster, Lionel.....	g...2	4.....0	2.....1	1	0	2	2	3	5	3	3	0	25
21 Garcia-Mendoza, Alex g.....	8...11	1.....1	4.....5	4	3	7	4	21	2	0	0	0	38
22 Bozeman, Solomon.....	g...4	12.....2	5.....10	12	1	5	6	3	20	5	4	0	37
02 Stewart, Kelson.....	0...3	0.....0	1.....0	0	0	0	0	0	0	0	0	0	5
20 Mouzy, Matt.....	3...6	1.....1	3.....0	0	0	0	0	4	7	1	0	1	21
23 Davison, Ricky.....	1...3	1.....1	0.....0	0	0	0	2	3	3	0	0	0	11
40 Thornton, Montrell.....	2...2	0.....0	0.....1	0	3	3	1	4	0	1	1	0	16
TEAM.....	2
Totals.....	28 .60	5 .14	17 .22	15	21	36	23	78	14	14	4	3	200

	1st	2nd	Tot	FG%	3FG%	FT%	Paint	P-TO	2nd	Break	Bench
North Texas	45	38	83	53.7	37.5	72.7	28	18	8	8	10
UALR	37	41	78	46.7	35.7	77.3	28	18	18	2	14

Officials: Gerry Pollard, Tom Eades, Doug Shows
 Attendance: 3,009



NORTH TEXAS 72 at LOUISIANA-LAFAYETTE 74
 The Cajun Dome • Lafayette, La. • 1/7/10

North Texas (9-6, 2-3 SBC)	FG-A	3G-A	FTA	O	D	T	PF	Pts	A	TO	B	S	Min.
04 Odufuwa, George.....	f...5	9.....0	0.....5	7	4	8	12	3	15	0	2	1	37
30 Holmen, Jacob.....	f...1	4.....0	2.....2	2	0	0	0	4	0	1	0	0	13
10 White, Josh.....	g...4	11.....3	4.....3	4	2	1	3	4	14	4	6	0	39
14 Thompson, Tristan.....	g...1	4.....0	1.....9	11	0	2	2	3	11	0	5	0	35
21 Shorter, Shannon.....	g...5	9.....0	0.....4	6	4	4	8	3	14	2	2	0	31
03 Williams, Alzee.....	0...0	0.....0	0.....0	0	0	0	0	1	0	0	0	0	4
15 Knox, Ben.....	0...0	0.....0	0.....0	1	0	1	3	0	1	1	0	0	7
20 Mangrum, Collin.....	0...1	0.....0	0.....0	0	0	0	0	1	0	0	1	0	2
23 Thomas, Richard.....	5...8	1.....3	3.....4	0	2	2	4	14	3	2	0	0	30
42 Spencer, Cameron.....	0...0	0.....0	0.....0	1	0	1	0	0	0	1	0	0	2
TEAM.....	2	2	4
Totals.....	21 .46	4 .10	26 .34	14	19	33	22	72	10	22	1	0	200

ULL (5-10, 2-2 SBC)	FG-A	3G-A	FTA	O	D	T	PF	Pts	A	TO	B	S	Min.
01 Johnson, Tyren.....	f...9	16.....1	2.....1	3	1	3	4	5	20	3	3	2	36
33 Gradnigo, Chris.....	f...6	16.....1	3.....5	6	2	0	2	2	18	1	1	1	37
00 Batiste, Colby.....	c...0	0.....0	0.....0	0	0	4	5	0	0	2	0	1	19
02 Daigle, Randell.....	g...3	3.....2	2.....6	8	0	1	1	0	14	1	2	0	26
22 Andrews, Raymone.....	g...2	4.....0	0.....1	2	2	0	2	5	2	0	0	2	24
03 Bureau, Travis.....	2...3	0.....0	1.....0	0	0	0	0	2	4	1	1	1	16
04 Roberson, Lamar.....	1...1	0.....0	0.....0	0	0	0	2	2	1	1	1	0	8
05 Dison, Brandon.....	0...1	0.....0	2.....2	0	0	0	0	2	0	0	0	1	4
12 Lago, Willie.....	0...1	0.....1	0.....0	0	0	0	0	0	0	0	0	0	4
20 Wallace, Courtney.....	2...3	0.....0	2.....2	0	1	1	3	6	0	0	2	0	11
44 Mitchell, Javan.....	1...1	0.....0	1.....2	1	2	3	1	3	0	0	0	0	5
55 McCoy, Ryan.....	0...2	0.....0	0.....0	0	1	1	3	0	2	1	0	1	10
TEAM.....	1	2	3
Totals.....	26 .51	4 .9	18 .25	7	14	21	25	74	11	11	7	10	200

	1st	2nd	Tot	FG%	3FG%	FT%	Paint	P-TO	2nd	Break	Bench
North Texas	22	50	72	45.7	40.0	76.5	34	5	11	6	14
ULL	34	40	74	51.0	44.4	72.0	34	28	7	10	17

Officials: Randy Heimerman, Winston Stith, Mike Thibodeaux
 Attendance: 1,235



NORTH TEXAS 56 at ARKANSAS STATE 71
 Convocation Center • Jonesboro, Ark. • 1/2/10

North Texas (9-5, 2-2 SBC)	FG-A	3G-A	FTA	O	D	T	PF	Pts	A	TO	B	S	Min.
04 Odufuwa, George.....	f...3	6.....0	0.....4	4	4	6	3	9	3	10	2	4	31
30 Holmen, Jacob.....	f...3	7.....1	3.....1	1	1	0	3	3	3	8	0	1	24
10 White, Josh.....	g...3	12.....1	3.....2	3	2	2	4	3	9	5	2	0	39
14 Thompson, Tristan.....	g...5	14.....1	5.....7	8	3	2	5	0	18	2	3	0	35
20 Mangrum, Collin.....	g...0	3.....0	1.....0	0	0	0	0	0	0	0	1	0	8
03 Williams, Alzee.....	0...3	0.....0	2.....1	2	0	0	0	0	2	1	1	2	18
15 Knox, Ben.....	1...3	0.....0	0.....0	0	2	1	3	1	2	0	0	1	9
21 Shorter, Shannon.....	3...6	0.....2	0.....1	0	4	4	1	6	0	2	0	0	20
42 Spencer, Cameron.....	1...3	0.....0	0.....0	0	0	2	5	7	0	2	0	1	16
TEAM.....	2
Totals.....	19 .57	3 .16	15 .19	15	22	37	13	56	10	16	2	3	200

ASU (7-6, 2-1 SBC)	FG-A	3G-A	FTA	O	D	T	PF	Pts	A	TO	B	S	Min.
13 Adams, Martavius.....	f...8	12.....0	0.....0	0	0	1	7	8	3	16	2	0	32
15 Peterson, Brandon.....	f...3	8.....0	0.....0	0	0	2	4	6	4	6	2	2	39
01 Reed, Brandon.....	g...10	19.....3	6.....2	3	1	3	4	1	25	2	4	0	38
02 Finn, Trey.....	g...3	8.....2	2.....0	0	0	6	6	3	8	1	1	0	33
12 Allison, Rashad.....	g...5	7.....1	2.....1	2	1	3	4	1	12	6	2	1	38
05 Thomas, Jeremy.....	1...3	0.....1	0.....0	0	2	0	2	1	2	2	1	1	18
10 Sterrenberg, Adam.....	0...1	0.....1	2.....4	0	0	0	0	1	2	2	0	0	11
44 Butler, Justin.....	0...0	0.....0	0.....0	0	0	2	3	0	1	1	0	0	11
TEAM.....	1
Totals.....	30 .58	6 .12	5 .9	8	25	33	17	71	18	11	5	7	200

	1st	2nd	Tot	FG%	3FG%	FT%	Paint	P-TO	2nd	Break	Bench
North Texas	22	34	56	33.3	18.8	78.9	26	8	14	0	11
ASU	32	39	71	51.7	50.0	55.6	30	17	15	8	4

Officials: Kevin Mathis, Bret Smith, Steve Pytt
 Attendance: 2,381



NEW ORLEANS 57 at NORTH TEXAS 71
 The Super Pit • Denton, Texas • 1/9/10

North Texas (10-6, 3-3 SBC)	FG-A	3G-A	FTA	O	D	T	PF	Pts	A	TO	B	S	Min.
04 Odufuwa, George.....	f...4	7.....0	0.....1	4	3	6	9	4	9	1	2	0	18
30 Holmen, Jacob.....	f...0	6.....0	0.....1	2	3	3	6	2	9	1	3	0	24
10 White, Josh.....	g...5	12.....2	5.....9	11	0	0	0	1	21	4	1	0	35
21 Shorter, Shannon.....	g...3	7.....0	1.....1	1	2	3	5	2	7	1	3	1	32
23 Thomas, Richard.....	g...3	7.....1	3.....0	2	0	5	5	2	7	0	1	1	25
03 Williams, Alzee.....	0...0	1.....0	1.....1	2	2	0	1	1	0	0	0	0	5
11 Matlock, Antwone.....	0...0	0.....0	0.....0	0	0	0	0	0	1	0	0	0	1
12 Goff, Nick.....	0...0	0.....0	0.....0	0	0	0	0	0	0	0	0	0	1
14 Thompson, Tristan.....	6...9	3.....5	3.....4	1	2	3	1	18	2	0	0	0	23
15 Knox, Ben.....	0...1	0.....0	0.....0	0	2	2	2	1	0	0	0	0	14
20 Mangrum, Collin.....	2...4	1.....3	0.....0	0	0	1	1	5	0				

NORTH TEXAS BASKETBALL (24-8)

NCAA TOURNAMENT GUIDE



NORTH TEXAS 75 at TROY 72

Trojan Arena • Troy, Ala. • 1/14/10

North Texas (11-6, 4-3 SBC)	FG-A	3G-A	FTA	O	D	T	PF	Pts	A	TO	B	S	Min.				
04 Odufuwa, George.....	f	2	5	0	0	3	4	3	6	9	2	7	3	0	0	25	
30 Holmen, Jacob.....	f	6	12	0	0	0	0	2	1	3	0	12	1	2	0	1	28
10 White, Josh.....	g	6	11	4	8	2	2	1	2	3	1	18	2	6	0	1	32
21 Shorter, Shannon.....	g	1	1	0	0	2	2	1	2	3	3	4	4	2	1	1	24
23 Thomas, Richard.....	g	0	4	0	2	0	0	1	2	3	2	0	3	1	1	0	22
03 Williams, Alzee.....	g	0	0	0	0	0	0	0	0	0	0	0	0	0	0	0	3
14 Thompson, Tristan.....	g	4	12	3	7	10	11	1	3	4	1	21	1	0	0	3	32
15 Knox, Ben.....	g	1	2	0	0	0	0	2	1	3	0	2	0	0	0	0	3
20 Mangrum, Collin.....	g	0	2	0	2	0	0	0	1	1	0	0	0	0	0	1	4
25 Tramiel, Eric.....	g	5	10	0	0	1	2	0	2	5	11	1	1	0	0	18	
42 Spencer, Cameron.....	g	0	0	0	0	0	0	1	2	3	0	0	0	1	0	0	10
TEAM.....								1	3	4							
Totals.....		25	59	7	19	18	21	13	25	38	14	75	15	13	2	7	200

Troy (9-8, 4-2 SBC)	FG-A	3G-A	FTA	O	D	T	PF	Pts	A	TO	B	S	Min.				
20 Jones, Antywan.....	f	5	10	2	5	0	1	4	2	6	1	12	0	2	4	0	27
35 Coleman, Yamene.....	c	6	11	0	0	2	2	4	2	6	2	14	0	0	0	1	27
14 Hazzard, Brandon.....	g	5	14	2	6	1	1	0	2	2	2	13	2	4	0	0	33
24 Vogler, Michael.....	g	6	9	0	2	0	1	0	1	1	4	12	3	1	1	6	30
33 Delk, Richard.....	g	4	10	0	3	0	0	0	5	5	5	8	3	4	0	2	33
02 Taylor, Vernon.....	g	5	11	1	2	0	2	2	3	5	1	11	1	0	0	0	25
03 Patatsia, Levan.....	g	1	3	0	1	0	0	1	1	2	2	2	1	0	1	0	12
21 Toombs, Bernard.....	g	0	2	0	0	0	0	1	4	5	2	0	0	2	1	0	13
TEAM.....								3	3	6							
Totals.....		32	70	5	19	3	7	15	23	38	19	72	10	13	7	9	200

	1st	2nd	Tot	FG%	3FG%	FT%	Paint	P-TO	2nd	Break	Bench
North Texas	33	26	75	42.4	36.8	85.7	32	8	13	2	34
Troy	26	46	72	45.7	26.3	42.9	48	17	16	12	13

Officials: Terry Moore, J.B. Caldwell, Byron Evans
Attendance: 1,915



ARKANSAS STATE 83 at NORTH TEXAS 70

The Super Pit • Denton, Texas • 1/16/10

North Texas (11-7, 4-4 SBC)	FG-A	3G-A	FTA	O	D	T	PF	Pts	A	TO	B	S	Min.				
04 Odufuwa, George.....	f	6	7	0	0	4	4	2	10	12	5	16	4	4	0	2	33
30 Holmen, Jacob.....	f	2	6	0	1	3	4	1	0	1	4	7	0	1	0	0	20
10 White, Josh.....	g	2	7	1	4	0	0	0	2	2	0	5	2	2	0	1	33
21 Shorter, Shannon.....	g	2	6	0	0	6	6	5	1	6	2	10	2	1	0	0	32
23 Thomas, Richard.....	g	1	5	1	4	0	2	0	1	1	3	0	2	0	1	1	13
03 Williams, Alzee.....	g	0	2	0	1	1	2	1	0	1	0	1	0	1	0	0	7
14 Thompson, Tristan.....	g	3	13	1	5	7	7	1	0	1	2	14	3	1	0	1	35
15 Knox, Ben.....	g	1	1	0	0	0	0	0	0	0	0	2	0	0	1	1	7
25 Tramiel, Eric.....	g	5	7	0	0	2	5	1	1	2	3	12	1	1	0	1	20
TEAM.....								2	2	4							
Totals.....		22	54	3	15	23	30	13	17	30	17	70	12	13	1	7	200

ASU (10-7, 5-1 SBC)	FG-A	3G-A	FTA	O	D	T	PF	Pts	A	TO	B	S	Min.					
15 Peterson, Brandon.....	f	2	3	0	0	2	2	0	2	2	0	4	6	1	0	1	0	14
13 Adams, Martavius.....	c	5	9	0	0	2	3	2	6	8	3	12	2	4	1	1	33	
01 Reed, Brandon.....	g	7	13	3	5	1	3	0	2	2	0	18	3	2	0	2	38	
02 Finn, Trey.....	g	3	6	0	1	2	2	0	4	4	3	8	1	3	1	1	32	
12 Allison, Rashad.....	g	3	5	0	0	2	2	0	4	4	4	8	2	1	0	0	20	
03 Bryant, Daniel.....	g	4	5	3	3	2	2	0	0	0	1	13	1	0	0	2	19	
05 Thomas, Jeremy.....	g	8	12	0	0	0	1	4	4	8	5	16	0	2	1	1	27	
10 Sterrenberg, Adam.....	g	0	1	0	0	0	0	0	0	0	0	0	1	1	0	0	11	
44 Butler, Justin.....	g	0	0	0	0	2	2	0	0	0	4	2	0	1	1	0	6	
TEAM.....								2	1	3								
Totals.....		32	54	6	9	13	17	8	23	31	24	83	11	15	5	7	200	

	1st	2nd	Tot	FG%	3FG%	FT%	Paint	P-TO	2nd	Break	Bench
North Texas	32	38	70	40.7	20.0	76.7	32	20	16	2	29
ASU	38	45	83	59.3	66.7	76.5	40	14	8	8	31

Officials: Kyle Ingram, Troy Raymond, James Durham
Attendance: 3,117



SOUTH ALABAMA 78 at NORTH TEXAS 86

The Super Pit • Denton, Texas • 1/21/10

North Texas (12-7, 5-4 SBC)	FG-A	3G-A	FTA	O	D	T	PF	Pts	A	TO	B	S	Min.				
04 Odufuwa, George.....	f	6	9	0	0	4	4	6	10	16	2	16	3	3	0	1	33
25 Tramiel, Eric.....	f	10	17	0	2	5	6	7	6	13	2	25	1	4	2	0	32
10 White, Josh.....	g	6	12	1	4	1	2	0	3	3	3	14	2	4	0	1	39
14 Thompson, Tristan.....	g	5	13	3	8	2	2	0	1	1	4	15	1	3	0	2	30
21 Shorter, Shannon.....	g	3	6	0	0	4	4	5	1	6	2	10	5	3	0	0	37
11 Matlock, Antwone.....	g	0	1	0	1	0	0	1	1	1	0	0	0	0	0	0	8
15 Knox, Ben.....	g	0	1	0	0	0	0	0	0	0	1	0	0	0	0	0	1
20 Mangrum, Collin.....	g	0	1	0	0	0	0	0	0	0	3	0	0	2	1	1	6
30 Holmen, Jacob.....	g	1	3	0	0	4	6	1	0	1	0	6	0	0	0	0	8
42 Spencer, Cameron.....	g	0	0	0	0	0	0	0	1	1	0	0	0	0	0	1	6
TEAM.....								1	5	6							
Totals.....		31	63	4	15	20	24	20	28	48	19	86	12	19	4	5	200

USA (12-8, 5-4 SBC)	FG-A	3G-A	FTA	O	D	T	PF	Pts	A	TO	B	S	Min.				
01 Brock, Martino.....	f	6	14	0	2	1	1	2	4	6	3	13	1	3	0	3	31
32 Carter, Javier.....	f	5	7	0	0	2	2	2	2	4	4	12	0	1	2	0	20
03 Sherrer, Bryan.....	g	7	12	2	4	4	5	0	0	0	2	20	1	2	0	2	38
05 Cooks, Allyn.....	g	3	11	0	0	1	3	1	1	2	2	7	6	1	0	2	36
33 Williams, Tim.....	g	6	14	3	7	5	6	1	4	5	3	20	3	2	0	1	40
02 Tabet, Charles.....	g	0	0	0	0	0	2	2	0	2	2	0	0	0	0	0	3
11 Tabet, Philip.....	g	1	5	0	0	0	0	2	1	3	2	2	0	0	0	0	12
12 Phillips, Rob.....	g	0	2	0	0	1	0	0	0	0	1	0	0	0	0	0	9
24 Hersey, DeAndre.....	g	2	5	0	0	0	0	0	2	2	2	4	0	0	0	0	10
31 Guerrier, Jayson.....	g	0	0	0	0	0	0	0	0	0	0	0	0	0	0	0	1
TEAM.....								6	1	7							
Totals.....		30	70	5	14	13	19	16	15	31	21	78	11	10	2	8	200

	1st	2nd	Tot	FG%	3FG%	FT%	Paint	P-TO	2nd	Break	Bench
North Texas	38	48	86	49.2	26.7	83.3	42	13	22	4	6
USA	38	40	78	42.9	35.7	68.4	36	20	12	8	6

Officials: Gerry Pollard, Rick Randall, Kipp Kissingser
Attendance: 3,685



NORTH TEXAS 84 at WESTERN KENTUCKY 83 (OT)

E.A. Diddle Arena • Bowling Green, Ky. • 1/28/10

North Texas (13-7, 6-4 SBC)	FG-A	3G-A	FTA	O	D	T	PF	Pts	A	TO	B	S	Min.					
21 Shorter, Shannon.....	f	5	6	0	0	3	4	3	2	5	2	13	2	1	0	0	26	
25 Tramiel, Eric.....	f	12	15	1	1	0	0	1	4	5	4	25	0	2	1	0	31	
04 Odufuwa, George.....	c	5	11	0	0	5	9	7	9	16	3	15	2	3	0	1	43	
10 White, Josh.....	g	4	13	0	5	3	5	0	1	1	1	11	5	3	0	1	44	
14 Thompson, Tristan.....	g	6	15	3	7	5	5	1	4	5	3	20	0	4	0	4	44	
03 Williams, Alzee.....	g	0	1	0	0	0	0	0	0	0	2	0	0	0	0	0	4	
11 Matlock, Antwone.....	g	0	0	0	0	0	0	0	0	0	0	0	0	0	0	0	1	
20 Mangrum, Collin.....	g	0	2	0	1	0	0	0	3	3	3	0	4	3	0	0	16	
30 Holmen, Jacob.....	g	0	2	0	2	0	0	0	1	1	2	2	0	0	0	0	5	
42 Spencer, Cameron.....	g	0	0	0	0	0	0	0	0	2	2	0	0	0	0	0	1	11
TEAM.....								4	1	5								
Totals.....		32	65	4	1													

NORTH TEXAS BASKETBALL (24-8)

NCAA TOURNAMENT GUIDE



NORTH TEXAS 64 at MIDDLE TENNESSEE 69
Murphy Center • Murfreesboro, Tenn. • 1/30/10

North Texas (13-8, 6-5 SBC)	FG-A	3G-A	FTA	O	D	T	PF	Pts	A	TO	B	S	Min.				
04 Odufuwa, George.....	F	4	7	0	0	3	7	12	13	4	11	2	1	1	0	37	
10 White, Josh.....	G	2	9	1	3	8	9	0	3	3	1	13	3	3	0	2	37
14 Thompson, Tristan.....	G	5	12	2	5	5	6	1	2	3	4	17	0	2	1	1	38
21 Shorter, Shannon.....	G	2	8	1	1	1	2	1	0	1	2	6	0	1	1	0	22
25 Tramiel, Eric.....	F	0	2	0	1	2	2	0	3	3	5	2	0	2	1	0	17
03 Williams, Alzee.....	0	0	0	0	0	0	0	1	1	0	0	0	0	0	0	0	3
20 Mangrum, Collin.....	1	2	1	2	0	0	0	2	2	4	3	0	2	0	2	25	
30 Holmen, Jacob.....	2	6	0	1	0	0	1	3	4	2	4	2	3	1	0	13	
42 Spencer, Cameron.....	2	2	0	0	4	4	1	2	3	1	8	1	0	1	0	8	
TEAM.....								2									
Totals.....	18	48	5	13	23	30	7	28	35	23	64	8	14	6	5	200	

MTSU (13-10, 8-3 SBC)	FG-A	3G-A	FTA	O	D	T	PF	Pts	A	TO	B	S	Min.				
04 O'Neil, Calvin.....	G	5	9	0	0	3	6	0	4	4	2	13	3	1	1	2	35
15 Washington, James.....	G	1	2	0	0	1	2	0	1	1	2	3	1	2	0	0	27
24 Haddock, Montarrio.....	F	4	13	0	0	7	8	1	7	8	3	15	1	0	1	0	37
30 Sulton, J.T.....	G	0	1	0	0	2	2	2	4	4	2	0	1	0	2	17	
31 Yates, Desmond.....	F	4	10	1	2	3	3	0	1	1	4	12	1	1	1	1	26
05 Emanuel, Rod.....	6	8	0	0	0	1	0	3	3	3	12	1	2	0	3	23	
23 Murray, David.....	2	3	0	0	3	4	0	1	1	0	7	0	0	0	2	7	
32 Otle, Trevor.....	1	2	0	0	0	1	2	3	5	3	2	0	1	3	1	13	
34 Gallman, James.....	1	4	1	4	0	0	0	0	0	3	3	1	2	0	0	15	
TEAM.....								2									
Totals.....	24	52	2	6	19	27	7	26	33	24	69	8	10	6	11	200	

	1st	2nd	Tot	FG%	3FG%	FT%	Paint	P-TO	2nd	Break	Bench
North Texas	31	33	64	37.5	38.5	76.7	20	5	6	0	15
MTSU	35	34	69	46.2	33.3	70.4	30	21	12	6	24

Officials: Brett Smith, Rick O'Neil, Andrew Walton
Attendance: 3,012



FLORIDA ATLANTIC 69 at NORTH TEXAS 86
The Super Pit • Denton, Texas • 2/4/10

North Texas (14-8, 7-5 SBC)	FG-A	3G-A	FTA	O	D	T	PF	Pts	A	TO	B	S	Min.				
04 Odufuwa, George.....	f	5	6	0	0	4	5	0	9	9	3	14	1	5	1	0	32
25 Tramiel, Eric.....	f	7	9	0	0	3	7	1	7	8	2	17	0	3	1	0	26
10 White, Josh.....	g	0	4	0	1	9	10	0	0	0	2	9	0	4	1	0	32
14 Thompson, Tristan.....	g	7	12	1	3	1	1	0	5	5	5	16	2	1	0	1	32
21 Shorter, Shannon.....	g	5	6	0	0	0	0	2	2	4	2	10	6	3	0	1	32
03 Williams, Alzee.....	5	5	0	0	0	2	3	0	1	1	1	12	0	0	0	0	8
15 Knox, Ben.....	0	0	0	0	0	0	0	0	0	0	0	0	0	0	0	0	2
20 Mangrum, Collin.....	0	1	0	0	0	0	0	0	0	1	1	0	2	0	0	0	8
23 Thomas, Richard.....	0	1	0	0	0	2	3	1	2	3	2	2	0	1	0	0	8
30 Holmen, Jacob.....	1	3	0	0	0	0	1	0	1	0	2	0	0	0	0	1	12
42 Spencer, Cameron.....	0	0	0	0	4	4	0	3	3	3	1	4	0	1	0	1	8
TEAM.....								2									
Totals.....	30	47	1	4	25	33	7	30	37	20	19	86	11	18	3	4	200

FAU (12-11, 8-4 SBC)	FG-A	3G-A	FTA	O	D	T	PF	Pts	A	TO	B	S	Min.				
40 Royster, Brett.....	f	2	7	0	0	0	0	1	1	2	5	4	1	0	1	2	24
02 Taylor, Raymond.....	g	6	12	0	2	2	3	1	2	3	4	14	7	1	0	2	39
05 Tucker, Alex.....	g	5	9	0	1	0	5	0	2	2	4	10	5	3	1	1	36
22 Gantt, Greg.....	g	7	13	2	6	2	3	0	0	0	0	18	0	1	0	2	38
23 Hughley, Sanchez.....	g	3	7	0	1	0	0	1	3	4	2	6	0	4	0	1	15
01 Richardson, Shavar.....	1	5	0	3	0	0	0	0	0	0	2	2	0	0	0	0	7
04 Mattison, Andre.....	0	1	0	0	0	0	0	0	0	0	0	0	0	0	0	1	4
21 McCoy, Jordan.....	2	3	0	0	0	0	1	0	1	2	4	0	0	0	0	0	11
35 Stewart, Darren.....	1	1	0	0	0	0	0	0	0	0	0	2	0	0	0	1	3
50 Simpson, DeMonte.....	4	5	0	0	1	2	1	3	4	5	9	0	1	0	0	14	
55 Davis, Justin.....	0	0	0	0	0	0	0	1	1	2	2	0	0	2	0	0	9
TEAM.....								1									
Totals.....	31	63	2	13	5	13	7	14	21	26	69	13	13	2	10	200	

	1st	2nd	Tot	FG%	3FG%	FT%	Paint	P-TO	2nd	Break	Bench
North Texas	45	41	86	63.8	25.0	75.8	44	16	8	6	20
FAU	27	42	69	49.2	15.4	38.5	42	16	4	12	17

Officials: Curtis Shaw, Dan Chrisman, Mark Whitehead
Attendance: 3,835



NORTH TEXAS 68 at FLORIDA INTERNATIONAL 66
US Century Bank Arena • Miami • 2/6/10

North Texas (15-8, 8-5 SBC)	FG-A	3G-A	FTA	O	D	T	PF	Pts	A	TO	B	S	Min.				
04 Odufuwa, George.....	f	4	6	0	0	3	6	0	11	11	1	1	0	3	2	0	34
25 Tramiel, Eric.....	f	6	9	1	1	4	6	1	6	7	4	17	1	1	3	1	28
10 White, Josh.....	g	5	13	1	5	0	1	0	0	0	2	11	7	2	0	1	37
14 Thompson, Tristan.....	f	5	10	2	5	7	11	1	4	5	1	19	1	1	0	1	34
21 Shorter, Shannon.....	g	2	3	0	0	1	2	0	5	5	4	5	5	0	0	1	26
03 Williams, Alzee.....	0	3	0	2	0	0	0	1	1	1	0	0	0	2	0	0	11
20 Mangrum, Collin.....	1	3	1	2	0	0	0	1	0	1	2	3	0	2	0	0	10
23 Thomas, Richard.....	0	0	0	0	0	0	0	0	0	2	0	0	1	0	0	0	3
30 Holmen, Jacob.....	1	2	0	0	0	0	2	1	3	0	2	0	1	0	0	6	
42 Spencer, Cameron.....	0	1	0	0	0	1	2	4	6	1	0	1	0	0	0	11	
TEAM.....								3									
Totals.....	24	50	5	15	15	27	7	35	42	18	68	15	13	5	4	200	

FIU (7-19, 4-9 SBC)	FG-A	3G-A	FTA	O	D	T	PF	Pts	A	TO	B	S	Min.				
10 Otero, JC.....	f	3	10	2	4	1	3	2	10	12	0	9	3	3	0	1	32
11 Roberts, Marvin.....	f	5	15	2	6	4	7	0	4	4	2	16	0	1	1	2	31
34 Bright, Marlon.....	f	0	4	0	0	0	0	1	1	2	2	0	1	0	0	1	24
02 Weaver, Stephon.....	g	4	10	2	3	2	2	0	2	2	4	12	7	0	0	2	22
33 Miro, Steven.....	g	0	1	0	0	0	0	0	0	0	0	0	0	0	0	0	10
03 Russell, Tremayne.....	3	5	0	0	0	2	1	0	1	2	6	0	3	1	4	25	
04 Gary, Phil.....	6	11	2	4	1	2	0	1	1	2	15	2	2	0	0	24	
05 Kee, Martavis.....	0	0	0	0	0	0	0	1	1	0	0	1	0	0	0	5	5
21 Essola, Cedric.....	4	5	0	0	0	0	1	3	4	4	8	1	0	2	0	16	
23 Taylor, Nick.....	0	0	0	0	0	0	0	0	0	2	0	0	0	0	0	11	
TEAM.....								2									
Totals.....	25	61	8	17	8	16	7	26	33	18	66	15	9	4	10	200	

	1st	2nd	Tot	FG%	3FG%	FT%	Paint	P-TO	2nd	Break	Bench
North Texas	39	29	68	48.0	33.3	55.6	38	11	9	9	5
FIU	39	27	66	41.0	47.1	50.0	28	12	7	15	29

Officials: Scott Johnson, Frank Raposo, Danny Leasure
Attendance: 757



NORTH TEXAS 68 at NEW ORLEANS 46
Lakefront Arena • New Orleans • 2/11/10

North Texas (16-8, 9-5 SBC)	FG-A	3G-A	FTA	O	D	T	PF	Pts	A	TO	B	S	Min.				
04 Odufuwa, George.....	f	2	6	0	0	3	5	3	10	13	3	7	5	5	0	1	27
25 Tramiel, Eric.....	f	6	10	1	2	2	3	1	3	4	3	15	0	1	1	1	26
10 White, Josh.....	g	5	12	3	6	5	6	0	0	0	1	18	3	1	0	1	28
14 Thompson, Tristan.....	g	2	5	1	2	6	7	0	3	3	2	11	2	2	0	1	23
21 Shorter, Shannon.....	g	1	2	0	0	4	6	0	3	3	2	6	3	2	0	0	28
03 Williams, Alzee.....	0	2	0	1	0	0	0	1	1	1	0	0	0	1	0	0	10
11 Matlock, Antwone.....	1	1	1	1	0	0	0	0	0	1	3	0	0	0	0	2	2
12 Goff, Nick.....	0	0	0	0	0	0	0	0	1	1	0	0	0	0	0	0	3
15 Knox, Ben.....	0	0	0	0	0	0	0	0	1	1	0	0	0	1	0	0	3
20 Mangrum, Collin.....	1	4	0	2	0	0	0	0	4	4	2	0	0	0	0	0	17
23 Thomas, Richard.....	0	1	0	1	2</												

NORTH TEXAS BASKETBALL (24-8)

NCAA TOURNAMENT GUIDE

D DENVER 59 at NORTH TEXAS 64 The Super Pit • Denton, Texas • 2/11/10

North Texas (17-8, 9-5 SBC)	FG-A	3G-A	FTA	O	D	T	PF	Pts	A	TO	B	S	Min.				
04 Odufuwa, George.....	f	3	5	0	0	3	6	1	7	8	4	9	3	2	0	2	36
25 Tramiel, Eric.....	f	2	5	0	1	7	11	0	7	7	4	11	0	3	0	0	33
10 White, Josh.....	g	2	5	1	3	12	13	0	0	0	0	17	1	0	0	0	37
14 Thompson, Tristan.....	g	4	8	2	6	0	1	1	2	3	2	10	0	1	0	0	36
21 Shorter, Shannon.....	g	6	8	0	0	1	3	2	2	4	3	13	1	2	0	1	31
03 Williams, Alzee.....	g	1	3	0	2	0	0	0	0	0	0	2	0	0	0	0	3
20 Mangrum, Collin.....	g	0	2	0	2	0	0	1	0	1	1	0	0	0	0	0	13
30 Holmen, Jacob.....	g	0	0	0	0	2	2	1	2	3	0	2	1	1	0	0	7
42 Spencer, Cameron.....	g	0	0	0	0	0	0	0	0	0	0	0	0	0	0	0	4
TEAM.....																	
Totals.....	18	36	3	14	25	36	7	20	27	14	64	6	9	0	3	200	

Denver (14-11, 7-7 SBC)	FG-A	3G-A	FTA	O	D	T	PF	Pts	A	TO	B	S	Min.				
12 Coughlin, Justin.....	f	1	4	1	2	0	0	0	0	0	5	3	0	0	2	0	18
11 Lewis, Kyle.....	g	2	3	1	2	0	0	0	0	0	4	5	2	1	0	0	31
24 Rohnert, Nate.....	g	1	3	0	0	1	2	0	5	5	4	3	5	1	0	0	23
32 Hallam, Chase.....	g	4	10	3	4	0	0	4	5	9	0	11	2	2	0	3	40
5 Stafford, Brian.....	g	6	11	3	6	7	10	1	3	4	4	22	2	3	0	1	38
10 Lewis, Rob.....	g	1	2	0	0	2	4	0	0	0	4	4	1	0	1	1	16
15 Hallam, Travis.....	g	1	2	1	1	0	0	0	0	2	3	0	1	0	0	0	16
33 Hooper, Andrew.....	g	3	6	2	5	0	0	0	2	2	4	8	0	1	0	0	18
TEAM.....																	
Totals.....	19	41	11	20	10	16	5	16	21	27	59	15	11	2	5	200	

	1st	2nd	Tot	FG%	3FG%	FT%	Paint	P-TO	2nd	Break	Bench
North Texas	28	36	64	50.0	21.4	69.4	26	13	12	2	4
Denver	24	35	59	46.3	55.0	62.5	16	9	5	2	15

Officials: Mike Ashurst, Jon Stigliano, Jeff Campbell
Attendance: 3,872

D UALR 65 at NORTH TEXAS 83 The Super Pit • Denton, Texas • 2/20/10

North Texas (19-8, 11-5 SBC)	FG-A	3G-A	FTA	O	D	T	PF	Pts	A	TO	B	S	Min.				
04 Odufuwa, George.....	f	7	7	0	0	0	0	1	4	5	3	14	0	3	0	1	18
25 Tramiel, Eric.....	f	2	4	0	0	7	14	1	6	7	2	11	0	1	0	0	24
10 White, Josh.....	g	3	7	0	3	6	6	0	2	2	0	12	6	1	0	0	26
14 Thompson, Tristan.....	g	3	8	0	2	3	5	1	3	4	1	9	2	1	1	0	24
21 Shorter, Shannon.....	g	3	4	1	1	3	4	1	1	2	2	10	1	0	0	0	20
03 Williams, Alzee.....	g	2	4	1	2	3	5	0	3	3	0	8	1	2	0	0	15
11 Matlock, Antwone.....	g	1	3	1	3	0	0	0	0	0	0	3	0	1	0	0	13
12 Goff, Nick.....	g	0	0	0	0	0	0	0	1	1	0	0	0	0	0	0	3
15 Knox, Ben.....	g	0	3	0	0	0	0	1	0	1	2	0	0	1	0	0	6
20 Mangrum, Collin.....	g	4	5	4	5	0	0	0	3	3	1	12	1	1	0	2	19
30 Holmen, Jacob.....	g	2	5	0	1	0	0	1	2	3	1	4	0	0	0	0	14
34 Egenti, Jamie.....	g	0	0	0	0	0	0	0	0	0	0	1	0	0	0	0	3
42 Spencer, Cameron.....	g	0	0	0	0	0	0	0	4	4	5	0	1	0	0	0	15
TEAM.....																	
Totals.....	27	50	7	17	22	34	8	31	39	18	83	12	13	1	3	200	

UALR (7-20, 3-13 SBC)	FG-A	3G-A	FTA	O	D	T	PF	Pts	A	TO	B	S	Min.				
12 Jackson, Courtney.....	f	1	4	0	0	0	0	0	1	4	5	2	2	0	0	0	13
33 Bails, Derrick.....	f	7	12	0	0	4	7	4	5	9	3	18	0	2	0	1	25
20 Mouzy, Matt.....	g	1	6	1	5	0	0	0	0	0	3	1	3	0	2	1	13
21 Garcia-Mendoza, Alex.....	g	6	10	3	3	4	9	0	3	3	3	19	0	2	2	1	25
22 Bozeman, Solomon.....	g	1	7	0	3	0	0	0	1	1	4	2	0	0	0	1	31
02 Stewart, Kelson.....	g	1	7	0	2	0	0	0	1	1	1	2	0	0	0	0	21
03 Cicic, Nikola.....	g	1	6	0	3	0	0	0	1	1	3	2	2	1	0	0	17
11 Foster, Lionel.....	g	1	1	0	0	1	2	2	0	2	3	3	4	1	0	0	24
23 Davison, Ricky.....	g	1	4	0	2	2	2	2	2	4	2	4	1	0	0	1	11
24 Burton, Wayne.....	g	2	4	0	0	2	2	0	1	1	2	6	0	3	0	0	10
40 Thornton, Montrell.....	g	2	5	0	0	0	0	2	2	4	3	4	1	0	1	0	10
TEAM.....																	
Totals.....	24	64	4	18	13	22	15	21	36	26	65	9	15	3	6	200	

	1st	2nd	Tot	FG%	3FG%	FT%	Paint	P-TO	2nd	Break	Bench
North Texas	44	39	83	54.0	41.2	64.7	32	17	8	8	27
UALR	31	34	65	37.5	22.2	59.1	3	11	16	0	21

Officials: Danny Leasure, Rob Wolff, Joe Townsell
Attendance: 4,672



NORTH TEXAS 107 at HOUSTON BAPTIST 87 Sharp Gymnasium • Houston • 2/15/10

North Texas (18-8, 9-5 SBC)	FG-A	3G-A	FTA	O	D	T	PF	Pts	A	TO	B	S	Min.				
04 Odufuwa, George.....	f	8	9	0	0	3	4	1	9	10	3	19	4	1	1	0	28
25 Tramiel, Eric.....	f	6	11	0	0	6	9	1	4	5	3	18	2	2	0	0	28
10 White, Josh.....	g	8	12	4	6	8	9	0	1	1	0	28	3	2	0	2	32
14 Thompson, Tristan.....	g	4	11	3	6	6	6	2	3	5	4	17	5	2	0	0	18
21 Shorter, Shannon.....	g	1	3	0	0	3	4	1	5	6	3	5	6	4	0	0	30
03 Williams, Alzee.....	g	3	6	1	1	0	0	1	2	3	0	7	0	2	0	2	7
11 Matlock, Antwone.....	g	0	0	0	0	0	0	0	0	0	0	0	0	0	0	0	3
12 Goff, Nick.....	g	0	0	0	0	0	0	0	0	0	0	0	0	0	0	0	1
15 Knox, Ben.....	g	0	0	0	0	0	0	1	0	1	0	0	0	1	1	0	3
20 Mangrum, Collin.....	g	2	4	2	4	0	0	0	2	2	3	6	1	1	0	0	18
23 Thomas, Richard.....	g	1	1	0	0	1	2	0	0	2	1	3	3	2	0	0	11
30 Holmen, Jacob.....	g	2	4	0	0	0	0	0	0	0	3	4	0	0	0	0	5
34 Egenti, Jamie.....	g	0	0	0	0	0	0	0	0	0	0	0	0	0	0	0	1
42 Spencer, Cameron.....	g	0	2	0	0	0	0	0	1	4	5	0	0	1	1	0	15
TEAM.....																	
Totals.....	35	63	10	17	27	34	10	32	42	20	107	24	16	2	5	200	

HBU (6-19)	FG-A	3G-A	FTA	O	D	T	PF	Pts	A	TO	B	S	Min.					
31 GONZALEZ, Andrew.....	f	6	16	1	6	10	12	1	4	5	2	23	2	4	0	0	35	
45 FLAHERTY, Mario.....	c	6	13	0	0	0	0	0	1	1	4	12	3	4	2	1	26	
05 DIXON, Miles.....	g	4	8	1	1	0	2	0	1	1	3	9	0	1	0	1	29	
12 MOSS, Michael.....	g	6	8	0	0	0	0	2	5	7	2	12	10	2	1	3	31	
20 PREADOM, Wendell.....	g	5	9	1	2	5	6	1	3	4	2	16	2	0	0	2	33	
03 DANIELS, Ben.....	g	0	0	0	0	0	0	0	0	0	0	0	0	0	0	0	3	
04 BOSWELL, Remy.....	g	2	5	0	0	0	1	0	0	0	0	4	0	0	0	1	3	
11 ROBERTSON, Jamal.....	g	1	3	0	1	0	0	1	0	1	1	2	1	1	0	1	9	
13 HINCHENKAMP, Fred.....	g	1	3	1	3	0	0	0	1	1	2	3	0	0	0	0	11	
15 EENOLS, Shawn.....	g	2	2	0	0	0	0	0	2	1	3	3	4	1	2	0	0	11
44 LEWIS, Damian.....	g	1	2	0	0	0	0	0	2	2	5	2	0	1	1	0	9	
TEAM.....																		
Totals.....	34	69	4	13	15	21	8	22	30	24	87	19	16	4	9	200		

	1st	2nd	Tot	FG%	3FG%	FT%	Paint	P-TO	2nd	Break	Bench
North Texas	50	57	107	55.6	58.8	79.4	40	18	9	2	20
HBU	44	43	87	49.3	30.8	71.4	42	24	9	4	15

Officials: Mike Thibodeaux, Bobby Jacobs, Rodrick Dixon
Attendance: 796



LOUISIANA-LAFAYETTE 57 at NORTH TEXAS 65 The Super Pit • Denton, Texas • 2/25/10

North Texas (20-8, 12-5 SBC)	FG-A	3G-A	FTA	O	D	T	PF	Pts	A	TO	B	S	Min.				
04 Odufuwa, George.....	f	5	7	0	0	3	8	3	8	11	2	13	2	1	0	0	36
25 Tramiel, Eric.....	f	4	10	0	1	2	4	1	4	5	3	10	1	3	0	0	32
10 White, Josh.....	g	5	10	3	6	1	2	1	0	1	2	14	1	2	0	0	37
14 Thompson, Tristan.....	g																

NORTH TEXAS BASKETBALL (24-8)

NCAA TOURNAMENT GUIDE



NORTH TEXAS 74 at ULM 71 Fant-Ewing Coliseum • Monroe, La. • 2/27/10

North Texas (21-8, 13-5 SBC)	FG-A	3G-A	FT-A	O	D	T	PF	Pts	A	TO	B	S	Min.				
04 Odufuwa, George.....	f	4	8	0	2	6	4	12	16	4	10	3	3	1	0	35	
25 Tramiel, Eric.....	f	1	3	0	0	3	4	2	4	6	4	5	0	1	2	14	
10 White, Josh.....	g	2	7	1	2	13	16	1	1	2	1	18	2	8	0	1	38
14 Thompson, Tristan.....	g	4	12	3	7	3	3	1	0	1	3	14	4	3	0	1	34
21 Shorter, Shannon.....	g	2	2	0	0	2	6	1	2	3	2	6	0	4	0	1	20
03 Williams, Alzee.....	g	2	2	2	2	0	0	0	0	0	0	6	0	0	0	0	8
11 Matlock, Antwone.....	0	2	0	1	0	0	0	0	0	0	0	0	0	0	0	0	2
20 Mangrum, Collin.....	3	7	1	2	3	3	1	3	4	5	10	2	3	0	0	24	
30 Holmen, Jacob.....	1	2	0	0	0	0	0	0	0	2	2	0	0	1	0	5	
42 Spencer, Cameron.....	1	2	0	0	1	2	2	1	3	4	3	2	0	0	0	1	20
TEAM.....																	
Totals.....																	

ULM (11-18, 6-12 SBC)	FG-A	3G-A	FT-A	O	D	T	PF	Pts	A	TO	B	S	Min.				
05 Forbes, Dnyile.....	f	5	10	4	7	5	5	0	7	7	1	19	1	3	0	2	36
13 Sykes, Tommie.....	f	2	7	0	0	8	10	6	2	8	5	12	0	3	1	0	29
03 Turner, Rudy.....	c	5	10	0	0	4	5	2	2	4	5	14	0	1	2	0	15
00 Hooper, Tony.....	g	2	10	0	5	2	2	3	3	6	4	6	7	4	0	1	34
12 Averette, Kenneth.....	g	2	7	0	1	0	1	0	1	1	3	4	1	2	0	2	33
01 Fuselier, Warren.....	0	2	0	0	0	0	0	0	0	4	0	3	2	0	0	1	15
10 Williams, Brandon.....	1	1	0	0	0	0	0	0	0	0	2	0	1	0	0	2	2
22 Gilbert, Lawrence.....	4	12	2	6	2	2	2	4	6	2	12	0	3	0	2	24	
45 Burt, Rory.....	0	0	0	0	2	2	0	1	1	4	2	0	1	4	0	12	
TEAM.....																	
Totals.....																	

	1st	2nd	Tot	FG%	3FG%	FT%	Paint	P-TO	2nd	Break	Bench
North Texas	34	40	74	42.6	50.0	67.5	18	12	7	2	21
ULM	23	48	71	35.6	31.6	85.2	22	19	14	0	16

Officials: Gene Menees, Rick Hall, Roland Simmons
Attendance:



NORTH TEXAS 69 vs ULM 66 Summit Arena • Hot Springs, Ark. • 3/7/10

North Texas (22-8)	FG-A	3G-A	FT-A	O	D	T	PF	Pts	A	TO	B	S	Min.				
04 Odufuwa, George.....	*1	4	0	0	6	11	1	9	10	4	8	1	0	1	0	35	
10 White, Josh.....	*6	13	2	6	4	4	0	0	0	2	18	5	4	1	2	38	
14 Thompson, Tristan.....	*5	11	2	7	4	6	1	0	1	2	16	3	3	0	1	37	
21 Shorter, Shannon.....	*1	5	0	0	0	0	2	2	4	1	2	2	2	0	1	26	
25 Tramiel, Eric.....	*9	16	0	0	4	7	8	9	17	3	22	0	1	0	1	34	
03 Williams, Alzee.....	0	1	0	1	0	0	0	0	0	0	0	0	0	0	0	2	
11 Matlock, Antwone.....	0	0	0	0	0	0	0	0	0	0	1	0	0	0	0	2	
20 Mangrum, Collin.....	1	5	1	4	0	0	0	0	5	5	3	1	1	0	0	19	
30 Holmen, Jacob.....	0	0	0	0	0	0	0	0	0	0	0	0	0	0	0	2	
42 Spencer, Cameron.....	0	0	0	0	0	0	0	0	0	0	0	0	0	0	0	5	
TEAM.....																	
Totals.....																	

ULM (12-19)	FG-A	3G-A	FT-A	O	D	T	PF	Pts	A	TO	B	S	Min.				
00 Hooper, Tony.....	*2	10	2	7	1	2	1	5	6	4	7	3	2	0	1	24	
03 Turner, Rudy.....	*3	4	0	0	1	3	2	2	4	2	7	0	0	3	0	20	
05 Forbes, Dnyile.....	*5	10	2	5	4	6	0	5	5	1	16	4	3	0	1	38	
12 Averette, Kenneth.....	*0	2	0	0	2	4	0	3	3	4	2	3	5	0	0	33	
13 Sykes, Tommie.....	*6	8	0	0	5	8	2	2	4	4	17	0	2	0	2	24	
01 Fuselier, Warren.....	0	0	0	0	0	0	0	0	0	1	0	0	0	0	0	9	
10 Williams, Brandon.....	1	1	0	0	0	0	0	0	0	3	2	2	0	0	0	17	
22 Gilbert, Lawrence.....	5	12	1	6	2	2	0	3	3	3	13	0	0	0	0	25	
45 Burt, Rory.....	1	1	0	0	0	0	1	0	1	1	2	0	1	1	0	10	
TEAM.....																	
Totals.....																	

	1st	2nd	Tot	FG%	3FG%	FT%	Paint	P-TO	2nd	Break	Bench
North Texas	27	42	69	41.8	27.8	64.3	30	18	12	6	3
ULM	33	33	66	47.9	27.8	60.0	30	17	4	4	17

Officials: Mark Whitehead, Doug Shows, Terry Moore
Attendance: 3,907



NORTH TEXAS 63 vs DENVER 56 Summit Arena • Hot Springs, Ark. • 3/8/10

North Texas (23-8)	FG-A	3G-A	FT-A	O	D	T	PF	Pts	A	TO	B	S	Min.				
04 Odufuwa, George.....	*6	7	0	0	4	7	5	8	13	3	16	2	4	3	1	37	
10 White, Josh.....	*4	15	2	7	4	4	2	2	4	2	14	1	6	0	1	38	
14 Thompson, Tristan.....	*6	12	1	3	6	8	0	4	4	0	19	1	1	0	1	38	
21 Shorter, Shannon.....	*0	3	0	0	3	4	0	4	4	2	3	1	1	0	0	27	
25 Tramiel, Eric.....	*3	5	0	1	0	0	1	4	5	1	6	1	0	2	0	30	
03 Williams, Alzee.....	0	0	0	0	0	0	0	0	0	1	0	0	0	0	0	3	
20 Mangrum, Collin.....	1	3	0	1	3	4	2	4	6	3	5	0	0	1	0	24	
42 Spencer, Cameron.....	0	0	0	0	0	0	0	0	0	0	1	0	0	0	0	3	
TEAM.....																	
Totals.....																	

DU (19-13)	FG-A	3G-A	FT-A	O	D	T	PF	Pts	A	TO	B	S	Min.				
05 Stafford, Brian.....	*5	12	2	5	0	0	0	2	2	4	12	0	0	0	0	31	
10 Lewis, Rob.....	*2	8	1	3	0	0	1	0	1	4	5	3	2	0	1	18	
12 Coughlin, Justin.....	*1	3	0	2	3	4	2	2	4	0	5	1	1	1	0	29	
24 Rohnert, Nate.....	*6	13	0	1	4	4	2	7	9	3	16	7	4	0	2	36	
32 Hallam, Chase.....	*5	10	2	2	1	2	0	4	4	3	13	1	0	0	0	38	
11 Lewis, Kyle.....	0	1	0	0	0	0	0	0	0	1	0	0	0	0	0	4	
15 Hallam, Travis.....	1	2	0	0	0	0	0	2	2	4	2	0	1	0	0	23	
23 Chen, Sabatino.....	0	0	0	0	0	0	0	0	0	0	0	0	0	0	0	4	
33 Hooper, Andrew.....	1	5	1	4	0	0	1	0	1	2	3	1	0	0	0	17	
TEAM.....																	
Totals.....																	

	1st	2nd	Tot	FG%	3FG%	FT%	Paint	P-TO	2nd	Break	Bench
North Texas	31	32	63	44.4	25.0	74.1	28	6	15	0	5
DU	23	33	56	38.9	35.3	80.0	26	12	8	6	5

Officials: Dave Hall, Rick Randall, Mike Thibodeaux
Attendance:



NORTH TEXAS 66 vs TROY 63 Summit Arena • Hot Springs, Ark. • 3/9/10

North Texas (24-8)	FG-A	3G-A	FT-A	O	D	T	PF	Pts	A	TO	B	S	Min.				
04 Odufuwa, George.....	*4	7	0	0	3	3	3	14	17	1	11	2	1	1	0	32	
10 White, Josh.....	*3	11	2	7	3	4	1	0	1	3	11	1	3	0	0	36	
14 Thompson, Tristan.....	*4	14	0	3	2	2	0	5	5	2	10	3	1	0	1	39	
21 Shorter, Shannon.....	*2	2	0	0	0	0	0	1	1	3	4	1	1	0	0	20	
25 Tramiel, Eric.....	*8	12	1	2	3	8	5	5	10	2	20	1	3	0	1	37	
03 Williams, Alzee.....	2	2	0	0	0	0	0	1	1	0	4	0	0	0	0	1	5
20 Mangrum, Collin.....	2	7	1	3	1	2	0	1	1	2	6	2	1	0	1	23	
42 Spencer, Cameron.....	0	0	0	0	0	0	0	0	0	0	0	0	0	0	0	8	
TEAM.....																	
Totals.....																	

Troy (20-12)	FG-A	3G-A	FT-A	O	D	T	PF	Pts	A	TO	B	S	Min.				
14 Hazzard, Brandon.....	*5	13	3	6	2	2	0	1	1	1	2	15	2	2	0	0	36
20 Jones, Antywan.....	*4	10	3	6	0	0	0	8	8	1	11	2	0	1	2	29	
24 Vogler, Michael.....	*5	11	2	5	1	1	0	0	0	3	13	8	2	0	2	40	
33 Delk, Richard.....	*2	9	0	3	0	2	0	2	2	3	4	1	0	1	1	26	
35 Coleman, Yamene.....	*5	7	0	0	4	6	1	5	6	2	14	0	0	1	0	25	
02 Taylor, Vernon.....	1	2	0	1	0	0	0	1	1	2	2	2	1	1	0	18	
03 Patsatsia, Levan.....	0	2	0	1	0	0	1	0	1	0	0	2	0	0	0	11	
21 Toombs, Bernard.....	2	3	0	0	0	0	0	2	5	7	3	4	0	1	3	0	15
TEAM.....																	

RECORDS SECTION - NORTH TEXAS 1,000 POINT CLUB

1

Kenneth Lyons
Forward

6-7 ▶ 210
Fort Worth, TX ▶ (Trimble Tech HS)

Season	G	FG-FGA	FG%	FT-FTA	FT%	PTS	AVG
1979-80	27	196-430	.456	86-139	.619	478	17.7
1980-81	27	195-377	.517	108-164	.659	498	18.4
1981-82	27	232-432	.537	123-176	.700	587	21.7
1982-83	30	282-533	.529	164-229	.716	728	24.3
Totals	111	905-1772	.511	481-708	.679	2,291	20.6

4

Fred Mitchell
Forward

6-7 ▶ 210
Amarillo, TX ▶ (Palo Duro HS)

Season	G	FG-FGA	FG%	FT-FTA	FT%	PTS	AVG
1974-75	25	51-125	.408	30-45	.667	132	5.3
1975-76	26	189-360	.525	61-82	.744	439	16.9
1976-77	27	214-450	.476	69-92	.750	497	18.4
1977-78	28	189-412	.459	92-130	.708	470	16.8
Totals	106	643-1347	.477	252-349	.722	1,538	14.5

2

Chris Davis
Guard

6-6 ▶ 225
Dallas, TX ▶ (Kimball HS)

Season	G	FG-FGA	FG%	FT-FTA	FT%	PTS	AVG
1999-00	27	203-536	.379	104-150	.693	587	21.7
2000-01	28	178-442	.403	110-176	.625	504	18.0
2001-02	29	217-453	.479	173-228	.759	653	22.5
2002-03	26	157-367	.428	153-199	.769	494	19.0
Totals	110	755-1798	.427	540-753	.717	2,238	20.3

5

Fred Hopkins
Center

6-6 ▶ 215
Krum, TX ▶ (Krum HS)

Season	G	FG-FGA	FG%	FT-FTA	FT%	PTS	AVG
1952-53	23	44-NA	NA	43-92	.467	131	5.7
1953-54	27	139-287	.484	121-192	.630	399	14.4
1954-55	24	178-348	.512	160-275	.579	516	21.5
1955-56	21	160-294	.544	169-262	.645	489	23.3
Totals	95	421-NA	NA	493-821	.600	1,535	16.2

3

Jesse Ratliff
Forward

6-6 ▶ 190
Biloxi, MS ▶ (Biloxi HS)

Season	G	FG-FGA	FG%	FT-FTA	FT%	PTS	AVG
1990-91	30	156-315	.495	84-121	.694	400	13.3
1991-92	29	198-400	.495	144-205	.702	559	19.3
1992-93	26	207-493	.420	127-171	.743	601	23.1
1993-94	29	208-394	.528	142-212	.670	570	19.7
Totals	114	769-1602	.480	497-709	.701	2,130	18.7

6

Tony Worrell
Forward

6-6 ▶ 225
Goldsboro, NC ▶ (Goldsboro HS)

Season	G	FG-FGA	FG%	FT-FTA	FT%	PTS	AVG
1984-85	28	51-143	.357	35-62	.565	129	4.8
1985-86	27	80-176	.455	63-90	.700	223	8.3
1986-87	28	196-413	.475	118-168	.702	559	20.0
1987-88	30	205-468	.438	144-210	.686	605	20.2
Totals	113	532-1200	.443	360-530	.679	1,516	13.4

RECORDS SECTION - NORTH TEXAS 1,000 POINT CLUB

7

John Savage

Forward

6-5 ▶ 200
Detroit, TX ▶ (Detroit HS)

Season	G	FG-FGA	FG%	FT-FTA	FT%	PTS	AVG
1961-62	26	196-448	.438	114-172	.663	506	19.5
1962-63	24	184-389	.473	107-161	.665	475	19.8
1963-64	24	172-383	.449	98-144	.681	442	18.3
Totals	74	552-1,220	.453	319-477	.669	1,423	19.2

10

Calvin Watson

Guard

6-5 ▶ 215
Houston, TX ▶ (Madison HS)

Season	G	FG-FGA	FG%	FT-FTA	FT%	PTS	AVG
2003-04	17	50-120	.417	16-30	.533	141	8.3
2004-05	28	97-234	.415	70-89	.787	315	11.3
2005-06	27	96-234	.410	30-43	.698	264	9.8
2006-07	34	183-427	.429	77-117	.658	533	15.7
Totals	106	426-1,015	.419	193-279	.692	1,253	11.8

8

Leonard Hopkins

Guard

6-3 ▶ 190
Dallas, TX ▶ (Lincoln HS)

Season	G	FG-FGA	FG%	FT-FTA	FT%	PTS	AVG
2001-02	28	103-245	.304	83-104	.798	323	11.5
2002-03	9	36-90	.400	27-36	.750	114	12.7
2003-04	28	118-302	.391	113-138	.819	391	14.0
2004-05	28	156-409	.381	151-176	.858	508	18.1
Totals	96	414-1,047	.395	376-456	.825	1,340	13.9

11

Josh White

Guard

5-10 ▶ 175
Baton Rouge, LA ▶ (Christian Life Academy)

Season	G	FG-FGA	FG%	FT-FTA	FT%	PTS	AVG
2007-08	29	116-254	.457	123-145	.848	404	13.9
2008-09	32	113-289	.391	96-106	.906	361	11.3
2009-10	32	134-315	.425	151-183	.825	476	14.9
Totals	93	363-858	.423	370-434	.853	1,241	13.3

9

Melvin Davis

Forward

6-8 ▶ 220
Greenville, TX ▶ (Greenville HS)

Season	G	FG-FGA	FG%	FT-FTA	FT%	PTS	AVG
1974-75	22	75-159	.472	22-33	.667	172	7.8
1975-76	26	112-229	.489	46-62	.742	270	10.4
1976-77	27	203-392	.518	60-86	.698	466	17.3
1977-78	24	160-338	.473	78-104	.750	398	16.6
Totals	99	550-1,118	.492	206-285	.722	1,306	13.2

12

David Miller

Forward

6-5 ▶ 220
Lancaster, TX ▶ (Lancaster HS)

Season	G	FG-FGA	FG%	FT-FTA	FT%	PTS	AVG
1994-95	27	104-210	.495	54-106	.509	263	9.7
1995-96	28	131-266	.492	91-159	.582	355	12.7
1996-97	26	100-223	.448	67-106	.632	270	10.4
1997-98	26	114-291	.392	72-101	.713	319	12.3
Totals	107	449-990	.453	284-472	.601	1,207	11.3

RECORDS SECTION - NORTH TEXAS 1,000 POINT CLUB

13

Willie Davis
Forward

6-7 ▶ 210
Fort Worth, TX ▶ (Trimble Tech HS)

Season	G	FG-FGA	FG%	FT-FTA	FT%	PTS	AVG
1964-65	26	137-319	.429	146-224	.652	420	16.2
1965-66	16	101-206	.490	76-115	.661	278	17.4
1966-67	25	99-245	.404	70-114	.614	268	10.7
1967-68	9	72-135	.533	56-79	.709	200	22.2
Totals	76	409-905	.452	348-532	.654	1,166	15.3

14

Jim Mudd
Forward

6-7 ▶ 195
Freeburg, IL ▶ (Moberly JC)

Season	G	FG-FGA	FG%	FT-FTA	FT%	PTS	AVG
1958-59	24	194-489	.396	126-193	.650	514	21.4
1959-60	24	212-576	.368	181-260	.700	605	25.2
Totals	48	406-1065	.381	307-453	.678	1,119	23.3

15

Joe Hamilton
Guard

5-10 ▶ 155
Lexington, KY ▶ (Christian College of SW)

Season	G	FG-FGA	FG%	FT-FTA	FT%	PTS	AVG
1968-69	25	209-451	.463	93-112	.830	511	20.4
1969-70	26	226-541	.418	129-160	.806	581	22.3
Totals	51	435-992	.439	222-272	.816	1,092	21.4

16

Joe Manning
Guard

6-3 ▶ 170
Pontiac, MI ▶ (Oklahoma City Univ.)

Season	G	FG-FGA	FG%	FT-FTA	FT%	PTS	AVG
1977-78	28	165-375	.440	61-72	.847	391	14.0
1978-79	27	305-612	.498	89-112	.795	699	25.9
Totals	55	470-987	.476	150-184	.815	1,090	19.8

17

Deon Hunter
Guard

5-9 ▶ 170
Dallas, TX ▶ (South Oak Cliff HS)

Season	G	FG-FGA	FG%	FT-FTA	FT%	PTS	AVG
1986-87	28	89-235	.379	29-53	.547	245	8.8
1987-88	26	95-262	.363	35-73	.480	267	10.3
1988-89	28	170-409	.416	102-150	.680	500	17.9
Totals	82	354-906	.390	166-276	.601	1,012	12.3

18

Tristan Thompson
Guard

6-5 ▶ 190
Angelton, TX ▶ (Brewster Academy)

Season	G	FG-FGA	FG%	FT-FTA	FT%	PTS	AVG
2007-08	30	56-133	.421	59-74	.797	193	6.4
2008-09	32	107-248	.431	117-148	.791	365	11.4
2009-10	32	135-315	.429	123-152	.809	450	14.1
Totals	94	298-696	.428	299-374	.799	1,008	10.7

19

David Vasher
Guard

6-2 ▶ 170
Dallas, TX ▶ (Wilmer Hutchins HS)

Season	G	FG-FGA	FG%	FT-FTA	FT%	PTS	AVG
1978-79	24	53-130	.408	22-34	.647	128	5.3
1979-80	26	83-185	.449	23-37	.622	189	7.3
1980-81	25	137-284	.482	32-49	.653	306	12.2
1981-82	27	173-360	.481	33-50	.660	379	14.0
Totals	102	446-959	.465	110-170	.647	1,002	9.8

RECORDS SECTION - 400-PLUS POINT SEASONS

700-Point Season

Player	Games	Points	Avg.
Kenneth Lyons (1982-83)	30	728	24.3

600-Point Seasons

Jon Manning (1978-79)	27	699	25.9
Chris Davis (2001-02)	29	653	22.5
Donnell Hayden (1990-91)	28	627	22.4
Jim Mudd (1959-60)	24	605	25.2
Tony Worrell (1987-88)	30	605	20.2
Jesse Ratliff (1992-93)	26	601	23.1

500-Point Seasons

Kenneth Lyons (1981-82)	27	587	21.7
Chris Davis (1999-2000)	27	587	21.7
Joe Hamilton (1969-70)	26	581	22.3
Jesse Ratliff (1993-94)	29	570	19.7
Tony Worrell (1986-87)	28	559	20.0
Jesse Ratliff (1991-92)	29	559	19.3
Bobby Iverson (1973-74)	26	548	21.1
Rubin Russell (1966-67)	25	539	21.6
Calvin Watson (2006-07)	34	533	15.7
Fred Hopkins (1954-55)	24	516	21.5
Jim Mudd (1958-59)	24	514	21.4
Joe Hamilton (1968-69)	25	511	20.4
Leonard Hopkins (2004-05)	28	508	18.1
John Savage (1961-62)	26	506	19.5
Chris Davis (2000-01)	28	504	18.0
Terry Bailey (1975-76)	26	501	19.3
Crest Whitaker (1968-69)	25	500	20.0
Deon Hunter (1988-89)	28	500	17.9

400-Point Seasons

Kenneth Lyons (1980-81)	27	498	18.4
Delonte Taylor (1980-81)	27	498	18.1
Fred Mitchell (1976-77)	27	497	18.4
Chris Davis (2002-03)	26	494	19.0
Al Shumate (1969-70)	25	494	19.8
Deginald Erskin (1999-00)	26	491	18.9
Fred Hopkins (1955-56)	21	489	23.3
Kenneth Lyons (1979-80)	27	478	17.7
Delonte Taylor (1981-82)	27	478	17.7
Josh White (2009-10)	32	476	14.9
John Savage (1962-63)	24	475	19.8
Fred Mitchell (1977-78)	28	470	16.8
Kendrick Davis (2005-06)	28	469	16.8
Melvin Davis (1976-77)	27	466	17.3
Ardie Dixon (1961-62)	26	458	17.6
Rubin Russell (1965-66)	25	457	18.3
Tristan Thompson (2009-10)	32	450	14.1
Ronnie Morgan (1987-88)	30	447	14.9
John Savage (1963-64)	24	442	18.3
Fred Mitchell (1975-76)	26	439	16.9

Bennie Rutherford (1949-50)	26	438	16.8
Stan Blackmon (1973-74)	26	434	16.7
Lee Winfield (1967-68)	26	429	16.6
Waymond Lister (1978-79)	27	428	15.9
Willie Davis (1964-65)	26	420	16.2
Michael Sturns (2006-07)	34	411	12.1
Crest Whitaker (1969-70)	23	410	17.8
John Moody (1972-73)	25	410	16.4
Al Shumate (1969-70)	26	406	15.6
Terry Bailey (1974-75)	26	406	15.6
Josh White (2007-08)	29	404	13.9
Vincente Green (1984-85)	28	403	14.4
Jesse Ratliff (1990-91)	30	400	13.3

RECORDS SECTION - SINGLE GAME RECORDS

Scoring

47.....Kenneth Lyons vs. Louisiana Tech, 3/10/83
 45.....Jesse Ratliff vs. UT-San Antonio, 2/24/94
 44.....Jim Mudd vs. Hardin Simmons, 1/25/60
 44.....Donnell Hayden vs. Nicholls State, 12/5/90
 41.....Stan Blackmon vs. Chicago State, 1/16/74
 41.....Jon Manning vs. Baylor, 12/4/78
 41.....Garland Bailey vs. Cincinnati, 2/29/94
 40.....Fred Hopkins vs. Trinity, 2/20/56
 40.....Jim Mudd vs. Tulsa, 2/16/59
 40.....Rubin Russell vs. Louisville, 2/19/66
 40.....Jesse Ratliff vs. Nicholls State, 1/25/92
 40.....Adam Smith vs. Texas-San Antonio, 3/4/95
 40.....Deginald Erskin vs. Nevada, 2/25/99
 39.....Jon Manning vs. West Texas St., 12/13/78
 38.....Rubin Russell vs. Bradley, 2/10/66
 38.....Kenneth Lyons vs. Samford, 12/28/82
 38.....Jesse Ratliff vs. South Alabama, 12/12/92
 37.....Jim Mudd vs. West Texas State, 12/18/59
 37.....Rubin Russell vs. Bradley, 2/24/66
 37.....Jon Manning vs. Centenary, 1/15/79
 37.....Jesse Ratliff vs. Northwestern State, 2/8/93
 37.....Chris Davis vs. UL Lafayette, 2/22/01
 36.....Jim Mudd vs. Wichita State, 2/1/60
 36.....John Savage vs. Bradley, 1/5/63
 36.....Crest Whitaker vs. Drake, 1/30/69
 36.....John Moody vs. NE Louisiana, 12/29/72
 36.....Earl King vs. Bradley, 2/18/75
 36.....Delonte Taylor vs. Loyola Mary., 12/22/81
 36.....Wendall Williams vs. NW State, 2/25/89
 36.....Donnell Hayden vs. Alcorn State, 11/27/90
 36.....Donnell Hayden vs. Hawaii, 12/21/90
 35.....Carl Miller vs. Tulsa, 2/25/65
 35.....Joe Hamilton vs. Denver, 12/17/68
 35.....Joe Hamilton vs. Tulsa, 1/27/70
 35.....Glenroy Ferguson vs. TCU, 12/3/86
 35.....Tony Worrell vs. Alcorn State, 1/3/87
 35.....Jesse Ratliff vs. Texas Tech, 1/6/93
 35.....Adam Smith vs. E. Texas Baptist, 12/18/94
 35.....Deginald Erskin vs. Utah State, 2/27/99
 35.....Chris Davis vs. Wyoming, 1/8/00
 35.....Josh White vs. UTA, 11/18/09
 34.....Joe Hamilton vs. Wyoming, 12/6/69
 34.....Al Shumate vs. Nicholls State, 1/11/71
 34.....Fred Mitchell vs. SMU, 1/22/77
 34.....Jon Manning vs. Portland State, 2/5/79
 34.....Kenneth Lyons vs. UT Arlington, 1/15/83
 34.....Jesse Ratliff vs. Texas Tech, 12/4/92
 34.....Jesse Ratliff vs. NE Louisiana, 3/5/94
 34.....Adam Smith vs. SW Texas State, 2/26/94
 34.....Collin Dennis vs. Troy, 2/16/08
 33.....Fred Hopkins vs. Trinity, 1/29/55
 33.....Ardie Dixon vs. Air Force, 12/16/1961
 33.....Carl Jones vs. Baylor, 12/9/75
 33.....Melvin Davis vs. UT Arlington, 1/21/78
 33.....Donnell Hayden vs. LBSU, 11/24/90
 33.....Jason Miller vs. A&M-Kingsville, 12/19/00
 32.....Chris Davis vs. Florida Int'l, 3/1/02
 32.....Chris Davis vs. Houston, 12/2/01
 32.....Chris Davis vs. Nevada, 2/5/00
 32.....Pat Kelley vs. Midwestern, 2/7/52
 32.....Dave Burns vs. Bradley, 2/15/64
 32.....Tony Worrell vs. SW Louisiana, 1/31/87
 32.....Rubin Russell vs. Cincinnati, 2/18/67
 32.....Joe Hamilton vs. Memphis, 2/14/70
 32.....Bobby Iverson vs. Tulsa, 1/19/74
 32.....Bobby Iverson vs. Wayland Baptist, 12/8/73
 32.....Terry Bailey vs. SMU, 1/20/76
 31.....Willie Davis vs. Louisville, 2/13/68
 31.....Joe Hamilton vs. Drake, 1/30/69
 31.....Earl King vs. Niagara, 12/26/74

31.....Jon Manning vs. Illinois State, 2/22/79
 31.....Kenneth Lyons vs. Lamar, 1981/82
 31.....Kenneth Lyons vs. UT Arlington, 2/10/83
 31.....Ardie Dixon vs. St. Louis, 1/11/62
 31.....Fred McDade vs. Oral Roberts, 2/26/83
 31.....Tony Worrell vs. St. Mary's, 12/23/86
 31.....Tony Worrell vs. Nevada, 12/29/86
 31.....Donnell Hayden vs. Texas Southern, 12/3/90
 31.....Jesse Ratliff vs. South Alabama, 12/17/91
 31.....Jesse Ratliff vs. Northeast Louisiana, 2/1/92
 31.....Dyalan Beamon vs. Nevada, 12/21/92
 30.....Jesse Burns vs. Oklahoma City, 1/11/64
 30.....Ephriam McDaniel vs. S. Miss., 12/4/71
 30.....Al Shumate vs. Northeast Louisiana, 2/22/71
 30.....Bobby Iverson vs. TCU, 12/4/73
 30.....Kenneth Lyons vs. Southwestern, 11/27/81
 30.....Fred Mitchell vs. TCU, 12/11/76
 30.....Tony Worrell vs. Alcorn State, 1/14/88
 30.....Deon Hunter vs. McNeese State, 2/2/89
 30.....Jesse Ratliff vs. Northwestern State, 1/2/93
 30.....Jesse Ratliff vs. SMU, 12/7/93
 30.....George King vs. Nicholls State, 2/3/94
 30.....Deginald Erskin vs. Idaho, 2/12/00
 30.....Chris Davis vs. Western Kentucky, 2/8/03
 30.....Collin Dennis vs. Arkansas State, 1/10/08

Field Goals

18.....Rubin Russell vs. Bradley, 2/10/66
 18.....Stan Blackmon vs. Chicago State, 1/14/74
 18.....Donnell Hayden vs. Nicholls State, 12/5/90
 17.....Jim Mudd vs. Hardin-Simmons, 1/23/60
 17.....John Savage vs. Bradley, 1/15/63
 17.....Jon Manning vs. Baylor, 1/14/78
 17.....Jon Manning vs. Portland State, 2/5/79
 17.....Delonte Taylor vs. Loyola Mary., 1/22/81
 17.....Kenneth Lyons vs. Louisiana Tech, 3/10/83

3-Point Field Goals

8.....Tony Worrell vs. St. Mary's, 12/23/86
 8.....Ray Schufford vs. Sam Houston St., 2/22/90
 8.....Chad Elstun vs. Nicholls St., 2/3/94
 8.....Joe Ervin vs. Arkansas, 12/30/98
 7.....Jesse Ratliff vs. NW Louisiana, 2/8/90
 7.....George King vs. Alabama, 12/2/95
 7.....Chad Elstun vs. Mary Hardin-Baylor, 11/25/96
 7.....Robert Washington vs. UAB, 12/4/97
 7.....Chris Davis vs. Nevada, 2/5/00
 6.....Pooh Davis vs. UC Irvine, 1/8/98
 6.....Joe Ervin vs. Long Beach St., 1/16/99
 6.....Jerome Rogers vs. SMU, 11/29/02
 6.....Calvin Watson vs. UT-Pan American, 12/11/04
 6.....Kendrick Davis vs. Troy, 1/26/06
 6.....Calvin Watson vs. Troy, 2/23/06
 6.....Kendrick Davis vs. Troy, 2/23/06
 6.....Calvin Watson vs. Florida Atlantic, 1/20/07
 6.....Calvin Watson vs. Arkansas State, 2/22/07
 6.....Kendrick Davis vs. Louisiana-Lafayette, 2/28/07
 6.....Calvin Watson vs. Arkansas State, 3/06/07
 6.....Josh White vs. Texas, 12/05/07
 6.....Collin Dennis vs. Arkansas State, 2/23/08
 6.....Tristan Thompson vs. FIU, 12/20/09
 6.....Tristan Thompson vs. UALR, 12/31/09

Free Throws

19.....Jackie Pierce vs. Hardin Simmons, 1/31/57
 17.....Fred Hopkins vs. Austin College, 1/6/56
 16.....Jim Mudd vs. Wichita State, 2/1/56
 16.....Pat Kelley vs. Southern Mississippi, 2/13/54
 16.....Jesse Ratliff vs. Nicholls State, 1/25/92
 15.....Jermaine Green vs. South Alabama, 2/9/02
 15.....Jim Mudd vs. West Texas State, 1/18/59
 15.....Kenneth Lyons vs. Louisiana Tech, 3/10/83
 15.....Josh White vs. UTA, 11/18/09
 14.....Willie Davis vs. Trinity, 12/4/54
 14.....Tom Hooper vs. Trinity, 1/8/55
 14.....Fred Hopkins vs. Austin College, 2/21/55
 14.....Fred Mitchell vs. Creighton, 1/12/75

Rebounds

29.....Ken Williams vs. Lamar, 1/18/78
 26.....Willie Davis vs. Oklahoma City, 1/20/65
 25.....Ken Williams vs. Texas-Arlington, 1/12/77
 24.....George Odufuwa, 11/13/09
 22.....Willie Davis vs. Louisville, 2/6/65
 22.....Ronnie Morgan vs. S. Mississippi, 1/19/87
 22.....Jesse Ratliff vs. Nicholls State, 1/25/92
 22.....Thomas Gipson vs. SW Texas St., 2/10/92
 21.....Al Shumate vs. UNLV, 1/22/69
 21.....Stan Blackmon vs. SMU, 1/9/74
 21.....Ken Williams vs. Texas-Arlington, 1/21/78
 21.....Shawnon Johnson vs. New Orleans, 3/7/04
 20.....Jim Mudd vs. Oklahoma City, 12/15/59
 19.....Quincy Williams vs. Indiana State, 11/17/07
 19.....Wendell Williams vs. NE Louisiana, 2/23/89
 19.....Ronnie Morgan vs. Nebraska, 12/2/88
 18.....Kenneth Lyons vs. Pan American, 1/24/80
 18.....Javan Dupree vs. S. Mississippi, 11/25/83
 18.....Charles Washington vs. Alabama, 11/18/97
 18.....George Odufuwa vs. Troy, 1/29/09
 17.....Jim Mudd vs. McMurry, 12/6/58
 17.....Ardie Dixon vs. West Texas State, 12/17/60
 17.....Ardie Dixon vs. Oklahoma City, 2/13/61
 17.....Doug Schindler vs. S. Houston St., 1/28/89
 17.....Thomas Gipson vs. W. Texas St., 1/16/92
 17.....Jesse Ratliff vs. UT San Antonio, 2/25/93
 17.....Charles Washington vs. Texas, 11/22/97
 17.....Eric Tramiel vs. ULM, 3/7/10
 17.....George Odufuwa vs. Troy, 3/9/10
 16.....Kenneth Lyons vs. Southwestern, 11/27/81
 16.....Kenneth Lyons vs. UT Arlington, 1/15/83
 16.....Wendell Williams vs. NE Louisiana, 1/21/89
 16.....Jesse Ratliff vs. South Alabama, 12/12/92
 16.....Jesse Ratliff vs. Sam Houston St., 2/18/93

Blocked Shots

8.....Jason Miller vs. New Mexico St., 1/24/01
 8.....Shawnon Johnson vs. New Orleans, 3/7/04
 7.....Deginald Erskin vs. Arkansas, 12/30/98
 7.....Jeffrey Simpson vs. Middle Tenn., 2/09/06
 6.....Jeffrey Simpson vs. New Mexico St., 1/8/05
 6.....Jeffrey Simpson vs. New Orleans, 1/27/05
 5.....Thomas Gipson vs. Houston, 11/30/91
 5.....Thomas Gipson vs. West Texas, 1/16/92
 5.....Will Smith vs. A&M-Kingsville, 1/12/02
 5.....S. Johnson vs. St. Bonaventure, 12/20/03
 5.....Shawnon Johnson vs. Indiana, 12/29/03
 5.....S. Johnson vs. UT-Pan American, 1/8/04
 5.....Jeffrey Simpson vs. UALR, 3/03/06
 5.....Jeffrey Simpson vs. UT-Pan American, 2/15/06
 5.....Jeffrey Simpson vs. UT-Permian Basin, 12/28/05
 4.....Thomas Gipson vs. Baylor, 12/30/91
 4.....Thomas Gipson vs. UTSA, 3/2/92
 4.....Brandon Gilbert vs. N. Mexico St., 1/26/00

RECORDS SECTION - SINGLE GAME RECORDS, CONTINUED

4.....Jason Miller vs. New Orleans, 2/14/01
 4.....Jeffrey Simpson vs. Chattanooga, 12/29/04
 4.....Jeffrey Simpson vs. Denver, 1/13/05
 4.....Jeffrey Simpson vs. UL Lafayette, 2/19/05
 4.....Rich Young vs. Nicholls State, 12/9/06
 4.....Quincy Williams vs. Denver, 12/30/06
 4.....Quincy Williams vs. Arkansas State, 1/10/08
 4.....Kedrick Hogans vs. Oklahoma St., 11/17/08
 4.....Eric Tramiel vs. Sam Houston St., 11/20/08
 4.....George Odufuwa vs. FIU 12/20/09

9 Steals

9.....Donnell Hayden vs. Tx. Southern, 12/3/90
 9.....Pat Nash vs. South Alabama, 12/17/91
 6.....Kevie Gulley vs. Northwestern St., 3/6/90
 6.....Donnell Hayden vs. Alcorn St., 11/27/90
 6.....Jesse Ratliff vs. SW Texas St., 2/7/91
 6.....Pat Nash vs. Baylor, 12/30/91
 6.....Eric Jackson vs. Sam Houston St., 1/23/93
 6.....Charles Washington vs. UCSB, 2/19/98
 6.....Deginald Erskin vs. Buffalo, 12/11/99
 6.....Kenneth Mangrum vs. A&M-CC, 12/2/00
 6.....Lee Green vs. Lipscomb, 12/19/01
 6.....Jermaine Green vs. Indiana, 12/1/02
 6.....Isaac Hines vs. Arkansas St., 1/22/05)

9 Assists

19.....Pat Hicks vs. Loyola Marymount, 12/22/81
 16.....Pat Hicks vs. Pan American, 2/27/82
 15.....Weasel Johnson vs. TCU, 12/11/76
 13.....Terence White vs. A&M-CC, 12/2/00
 12.....Deon Alexander vs. Southwestern (KS), 2/25/87
 12.....Charles Kearney vs. NW (La.) St., 2/8/93
 12.....Calvin Williams vs. Nevada, 1/30/99
 11.....Ricky Roberson vs. NE Louisiana, 3/10/88
 11.....Tom Etchison vs. NE Louisiana, 3/5/94
 11.....Calvin Williams vs. Utah St., 1/28/99
 11.....Calvin Williams vs. Wyoming, 1/8/00
 10.....Pat Hicks vs. Southern Miss., 1/24/81
 10.....Pat Nash vs. South Alabama, 12/17/91
 10.....Royce Johnson vs. SFA, 1/21/93
 10.....Jesse Ratliff vs. Sam Houston St., 2/18/93
 10.....Tom Etchison vs. NW (La.) St., 2/17/94
 10.....Calvin Williams vs. Pacific, 1/20/00
 10.....Terence White vs. Texas A&M, 11/20/00

RECORDS SECTION - SINGLE SEASON RECORDS

Points

1.	728	Kenneth Lyons	1982-83
2.	699	Jon Manning	1978-79
3.	653	Chris Davis	2001-02
4.	627	Donnell Hayden	1990-91
5.	605	Jim Mudd	1959-60
	605	Tony Worrell	1987-88
7.	601	Jesse Ratliff	1992-93
8.	587	Chris Davis	1999-00
	587	Kenneth Lyons	1981-82
10.	581	Joe Hamilton	1969-70

Scoring Average

1.	25.9	Jon Manning	1978-79
2.	25.2	Jim Mudd	1959-60
3.	24.3	Kenneth Lyons	1982-83
4.	23.3	Fred Hopkins	1955-56
5.	23.1	Jesse Ratliff	1992-93
6.	22.5	Chris Davis	2001-02
7.	22.4	Donnell Hayden	1990-91
8.	22.3	Joe Hamilton	1969-70
9.	21.7	Chris Davis	1999-00
	21.7	Kenneth Lyons	1981-82

Field Goals

1.	305	Jon Manning	1978-79
2.	282	Kenneth Lyons	1982-83
3.	232	Kenneth Lyons	1981-82
4.	226	Joe Hamilton	1969-70
5.	224	Rubin Russell	1966-67
	224	Donnell Hayden	1966-67
7.	218	Bobby Iverson	1973-74
8.	217	Chris Davis	2001-02
9.	214	Fred Mitchell	1976-77
10.	212	Jim Mudd	1959-60

Field Goal Percentage

1.	.628	Lowell Myrie	1990-91
2.	.622	Will Smith	2003-04
3.	.618	John Horrocks	1982-83
4.	.614	Justin Barnett	2004-05
5.	.613	George Odufuwa	2009-10
6.	.606	Keenan DeBose	1985-86
7.	.596	Terry Bailey	1975-76
8.	.595	Shawnson Johnson	2003-04
9.	.590	Will Smith	2002-03
10.	.579	Eric Tramiel	2008-09

Three-Point Field Goals

1.	90	Calvin Watson	2006-07
2.	80	Chad Elstun	1996-97
3.	77	Chris Davis	1999-00
4.	69	Ray Schufford	1989-90
5.	68	George King	1993-94
6.	64	Donnell Hayden	1990-91
7.	62	George King	1995-96
8.	60	Jesse Ratliff	1992-93
	60	Kendrick Davis	2005-06
10.	58	Deon Hunter	1988-89
	58	Tom Etchison	1993-94
11.	57	Josh White	2009-10
	57	Tristan Thompson	2009-10

Three-Point Attempts

1.	229	Chris Davis	1999-00
2.	227	Calvin Watson	2006-07
3.	216	Donnell Hayden	1990-91
4.	193	Chad Elstun	1996-97
5.	186	Ray Schufford	1989-90
6.	179	Tom Etchison	1993-94
7.	178	Jesse Ratliff	1992-93
8.	176	Deon Hunter	1988-89
9.	172	Kendrick Davis	2005-06
10.	155	Tony Worrell	1987-88

Three-Point Percentage

1.	.458	Josh White	2007-08
2.	.453	George King	1995-96
3.	.444	Brandon Gilbert	1999-00
	.444	George King	1993-94
5.	.438	Dez Willingham	2007-08
6.	.434	Jerome Rogers	2001-02
7.	.431	Adam McCoy	2008-09
8.	.427	Isaac Hines	2005-06
9.	.423	Eric Jackson	1992-93
10.	.421	Collin Dennis	2007-08
	.421	Charles Washington	1997-98

Free Throws

1.	181	Jim Mudd	1959-60
2.	173	Chris Davis	2001-02
3.	169	Fred Hopkins	1955-56
4.	164	Kenneth Lyons	1982-83
5.	160	Fred Hopkins	1954-55
6.	155	Adam Smith	1994-95
7.	153	Chris Davis	2002-03
8.	151	Leonard Hopkins	2004-05
	151	Josh White	2009-10
10.	146	Willie Davis	1987-88

Free Throw Attempts

1.	275	Fred Hopkins	1954-55
2.	262	Fred Hopkins	1955-56
3.	260	Jim Mudd	1959-60
4.	229	Kenneth Lyons	1982-83
5.	228	Chris Davis	2001-02
6.	224	Willie Davis	1964-65
7.	212	Jesse Ratliff	1993-94
8.	210	Tony Worrell	1987-88
9.	205	Jesse Ratliff	1991-92
10.	199	Chris Davis	2002-03

Free Throw Percentage

1.	90.6	Josh White (96-106)	2008-09
2.	87.2	Garland Bailey (136-156)	1963-64
3.	86.8	Garland Bailey (46-53)	1962-63
4.	86.7	Travis Schofield (52-60)	1997-98
5.	85.8	Leonard Hopkins (151-176)	2004-05
6.	84.8	Josh White (123-145)	2007-08
7.	84.7	Jon Manning (61-72)	1978-79
8.	84.1	Tom Etchison (53-63)	1994-95
9.	83.8	Dominique Johnson (93-111)	2008-09
10.	83.1	Al Williams (59-71)	1978-79

Rebounds

1.	411	Ken Williams	1977-78
2.	345	Ken Williams	1976-77
3.	343	George Odufuwa	2009-10
4.	331	Willie Davis	1964-65
5.	305	Ronnie Morgan	1987-88
6.	295	Stan Blackmon	1973-74
7.	287	Melvin Davis	1976-77
8.	285	John Savage	1961-62
9.	284	Jim Mudd	1958-59
10.	276	Jim Mudd	1959-60

Assists

1.	208	Walter Johnson	1976-77
2.	171	Pat Hicks	1982-83
3.	156	Pat Hicks	1981-82
4.	154	Pat Hicks	1980-81
5.	142	Walter Johnson	1975-76
	142	Deon Alexander	1986-87
7.	137	Calvin Williams	1998-99
8.	124	Donnell Hayden	1990-91
9.	120	Dominique Johnson	2008-09
10.	115	Kevie Gulley	1989-90

Blocked Shots

1.	69	Shawnson Johnson	2003-04
2.	68	Jeffrey Simpson	2005-06
3.	53	Thomas Gipson	1991-92
4.	51	Jeffrey Simpson	2004-05
5.	40	Jason Miller	2000-01
6.	38	Wendell Williams	1988-89
	38	Quincy Williams	2006-07
8.	33	Chuck Thrash	1997-98
	33	Rich Young	2006-07
10.	31	Wendell Williams	1987-88
	31	Keith Wooden	2006-07

Steals

1.	86	Donnell Hayden	1990-91
2.	84	John Horrocks	1981-82
3.	63	Ricky Robertson	1988-89
	63	Pat Nash	1991-92
5.	60	Isaac Hines	2004-05
6.	56	Deon Alexander	1986-87
	56	Charles Washington	1997-98
8.	52	Isaac Hines	2005-06
9.	51	Calvin Williams	1999-00
10.	48	Tony Worrell	1987-88

RECORDS SECTION - CAREER RECORDS

Scoring

1.	2,291	Kenneth Lyons	1979-83
2.	2,254	Chris Davis	1999-03
3.	2,130	Jesse Ratliff	1990-94
4.	1,538	Fred Mitchell	1974-78
5.	1,535	Fred Hopkins	1952-56
6.	1,516	Tony Worrell	1984-88
7.	1,423	John Savage	1961-64
8.	1,340	Leonard Hopkins	2002-05
9.	1,306	Melvin Davis	1974-78
10.	1,253	Calvin Watson	2006-07
11.	1,241	Josh White	2007-Pres

Scoring Average

1.	23.3	Jim Mudd	1958-60
2.	22.4	Donnell Hayden	1990-91
3.	21.4	Joe Hamilton	1968-70
4.	20.6	Kenneth Lyons	1979-83
5.	20.1	Chris Davis	1999-03
6.	19.9	Rubin Russell	1965-67
7.	19.8	Jon Manning	1977-79
8.	19.2	John Savage	1961-64
9.	19.0	Crest Whitaker	1968-70
10.	18.3	Bobby Iverson	1972-74
	18.3	Jesse Ratliff	1990-94

Field Goal Percentage

1.	.585	John Horrocks	1981-83
2.	.581	Terry Bailey	1974-76
3.	.570	Will Smith	2000-04
4.	.559	Adam Smith	1993-95
5.	.555	Jeffrey Simpson	2004-06
6.	.554	Sean Riley	1995-97
7.	.544	George Odufuwa	2008-Pres
8.	.543	Keith Wooden	2006-08
9.	.540	Keenan DuBose	1985-87
10.	.539	Xavier Henton	1991-94

Field Goals

1.	905	Kenneth Lyons	1979-83
2.	769	Jesse Ratliff	1990-94
3.	762	Chris Davis	1999-03
4.	643	Fred Mitchell	1974-78
5.	552	John Savage	1961-64
6.	550	Melvin Davis	1974-78
7.	532	Tony Worrell	1984-88
8.	521	Fred Hopkins	1952-56
9.	470	John Manning	1977-79
10.	446	David Vasher	1978-82

Free Throws

1.	541	Chris Davis	1999-03
2.	497	Jesse Ratliff	1990-94
3.	493	Fred Hopkins	1952-56
4.	481	Kenneth Lyons	1979-83
5.	376	Leonard Hopkins	2004-05
6.	370	Josh White	2007-Pres
6.	360	Tony Worrell	1984-88
7.	348	Willie Davis	1984-88
8.	322	Pat Kelley	1950-53
9.	319	John Savage	1961-64
10.	307	Jim Mudd	1958-60

Free Throw Attempts

1.	958	Chris Davis	1999-03
2.	821	Fred Hopkins	1952-56
3.	709	Jesse Ratliff	1990-94
4.	708	Kenneth Lyons	1979-83
5.	582	Pat Kelley	1950-53
6.	532	Willie Davis	1964-68
7.	530	Tony Worrell	1984-88
8.	477	John Savage	1961-64
9.	472	David Miller	1994-98
10.	456	Leonard Hopkins	2004-05

Free Throw Percentage

1.	87.09	Garland Bailey	1963-64
2.	85.45	Josh White	2007-Pres
3.	82.38	Leonard Hopkins	2002-05
4.	81.91	Tom Etchison	1994-95
5.	81.62	Joe Hamilton	1969-70
6.	81.52	Jon Manning	1978-79
7.	79.31	Donell Hayden	1991
8.	79.19	Cedric Carson	1991-92
9.	79.17	George King	1994-96
10.	78.86	Kendrick Davis	2006-07

3-Point Field Goals

1.	208	Calvin Watson	2003-07
2.	189	Chris Davis	1999-03
3.	188	George King	1993-96
4.	159	Jerome Rogers	2000-04
5.	145	Josh White	2007-Pres
6.	138	Deon Hunter	1986-89
7.	136	Leonard Hopkins	2004-05
8.	132	Chad Elstun	1995-97
9.	113	Tristan Thompson	2007-Pres
10.	112	Tom Etchison	1993-95

3-Point FG Attempts

1.	613	Chris Davis	1999-03
2.	549	Jerome Rogers	2000-04
3.	531	Calvin Watson	2003-07
4.	436	George King	1993-96
5.	430	Leonard Hopkins	2002-05
6.	405	Deon Hunter	1986-89
7.	378	Josh White	2007-Pres
8.	321	Tom Etchison	1993-95
9.	320	Chad Elstun	1995-97
10.	299	Jesse Ratliff	1990-94
11.	295	Tristan Thompson	2007-Pres

3-Point FG Percentage

1.	.431	George King	1993-96
2.	.413	Chad Elstun	1995-97
3.	.406	Rich Young	2005-07
4.	.391	Calvin Watson	2003-07
	.391	Adam McCoy	2007-09
6.	.384	Josh White	2007-Pres
7.	.383	Tristan Thompson	2007-Pres
8.	.377	Collin Dennis	2007-09
9.	.376	Isaac Hines	2004-06
10.	.361	Tony Worrell	1986-88

Rebounds

1.	1,095	Ken Williams	1974-78
2.	1,020	Kenneth Lyons	1979-83
3.	913	Jesse Ratliff	1990-94
4.	872	Melvin Davis	1974-78
5.	847	Willie Davis	1964-68
6.	812	John Savage	1961-64
7.	796	David Miller	1994-98
8.	728	Fred Mitchell	1974-78
9.	691	Quincy Williams	2004-08
10.	649	Ronnie Morgan	1987-90

Assists

1.	526	Pat Hicks	1979-83
2.	350	Walter Johnson	1975-77
3.	296	Chris Davis	1999-03
4.	294	Kevin Gulley	1987-90
5.	269	Furmia Nealy	1979-83
6.	262	Deon Hunter	1986-89
7.	249	Deon Alexander	1985-87
8.	248	Calvin Williams	1997-99
9.	238	Josh White	2007-Pres
10.	233	Jerome Rogers	2000-04

Blocked Shots

1.	119	Jeffrey Simpson	2004-06
2.	98	Quincy Williams	2004-08
3.	81	Wendell Williams	1986-89
4.	76	Thomas Gipson	1990-92
5.	69	Shawson Johnson	2003-04
6.	66	Harold Stewart	2005-09
7.	60	Will Smith	2000-04
8.	53	Jason Miller	1999-01
9.	51	George Odufuwa	2008-Pres
10.	50	Jermaine Green	2001-03

Steals

1.	151	Jesse Ratliff	1990-94
2.	146	David Miller	1994-98
3.	122	Jerome Rogers	2000-04
4.	112	Isaac Hines	2004-06
5.	109	Charles Washington	1996-99
6.	108	Tony Worrell	1984-88
7.	106	Kenneth Mangrum	1998-02
8.	102	Ricky Roberson	1986-89
9.	98	Calvin Williams	1997-99
10.	94	John Horrocks	1981-83

RECORDS SECTION - SEASON BY SEASON LEADERS

Scoring

Year	Player	G	FG	FGA	Pts.	Avg.
1952	Pat Kelley	23	133	103	369	16.0
1953	Pat Kelley	21	85	105	275	13.1
1954	Fred Hopkins	27	139	121	399	14.4
1955	Fred Hopkins	24	178	160	516	21.5
1956	Fred Hopkins	21	160	169	489	23.3
1957	Kenneth Hinkle	23	112	57	281	12.2
1958	Kenneth Hinkle	20	116	66	298	14.9
1959	Jim Mudd	24	194	126	514	21.4
1960	Jim Mudd	24	212	181	605	25.2
1961	Ardie Dixon	24	121	94	336	14.0
1962	John Savage	26	196	14	506	19.5
1963	John Savage	24	184	107	475	19.8
1964	John Savage	24	172	98	442	18.3
1965	Willie Davis	26	137	146	420	16.2
1966	Rubin Russell	25	189	79	457	18.3
1967	Rubin Russell	25	224	91	539	21.6
1968	Lee Winfield	26	172	85	429	16.5
1969	Joe Hamilton	25	209	93	511	20.4
1970	Joe Hamilton	26	226	129	581	22.3
1971	Al Shumate	25	189	116	494	19.8
1972	Eph McDaniel	26	140	100	380	14.6
1973	John Moody	25	185	40	410	16.4
1974	Bobby Iverson	26	218	112	548	21.1
1975	Terry Bailey	26	163	80	406	15.6
1976	Terry Bailey	26	201	99	501	19.3
1977	Fred Mitchell	27	214	69	497	18.4
1978	Fred Mitchell	28	189	92	470	16.8
1979	Jon Manning	27	305	89	699	25.9
1980	Kenneth Lyons	27	196	86	478	17.7
1981	Kenneth Lyons	27	195	108	587	21.7
1982	Kenneth Lyons	27	232	123	587	21.7
1983	Kenneth Lyons	30	282	164	728	24.3
1984	Javan Dupree	28	150	44	344	12.3
1985	Vincent Greene	28	167	69	403	14.4
1986	Keenan DeBose	14	83	30	196	14.0
1987	Tony Worrell	28	196	118	559	20.0
1988	Tony Worrell	30	205	144	605	20.2
1989	Deon Hunter	28	170	102	500	17.9
1990	Ronnie Morgan	21	133	111	330	15.7
1991	Donnell Hayden	28	224	115	627	22.4
1992	Jesse Ratliff	29	198	144	559	19.3
1993	Jesse Ratliff	26	207	127	601	23.1
1994	Jesse Ratliff	29	208	142	570	19.7
1995	Adam Smith	27	178	155	529	19.6
1996	Chris Smith	28	127	252	504	13.3
1997	Chad Elstun	26	115	287	401	12.9
1998	David Miller	26	114	291	392	12.3
1999	Deginald Erskin	26	121	257	471	12.3
2000	Chris Davis	27	203	536	587	21.7
2001	Chris Davis	28	178	442	504	18.0
2002	Chris Davis	29	217	453	653	22.5
2003	Chris Davis	26	157	367	494	19.0
2004	Leonard Hopkins	28	118	302	391	14.0
2005	Leonard Hopkins	28	156	409	508	18.1
2006	Kendrick Davis	28	159	390	469	16.8
2007	Calvin Watson	34	183	427	533	15.7
2008	Josh White	29	116	254	404	13.9
2009	Eric Tramiel	32	132	228	384	12.0
2010	Josh White	32	134	315	476	14.9

Rebounds

Year	Player	G	Reb.	Avg.
1957	Stanley Airington	23	160	6.9
1959	Jim Mudd	24	284	11.9
1960	Jim Mudd	24	276	11.4
1961	Ardie Dixon	24	240	10.0
1966	Willie Davis	16	194	12.1
1967	Willie Davis	25	216	8.6
1968	Hamp Hazelton	17	134	7.9
1969	Lee Winfield	25	169	6.76
1970	Al Shumate	26	262	10.1
1971	Al Shumate	25	260	10.4
1972	Eph McDaniel	26	251	9.7
1973	Stan Blackmon	25	230	9.2
1974	Stan Blackmon	26	295	11.3
1975	Ken Williams	26	168	6.5
1976	Melvin Davis	26	247	9.5
1977	Ken Williams	27	345	12.8
1978	Ken Williams	28	411	14.7
1979	Ken Robinson	26	207	8.0
1980	Kenneth Lyons	27	257	9.5
1981	Kenneth Lyons	27	238	8.8
1982	Kenneth Lyons	27	273	10.1
1983	John Horrocks	30	255	8.5
1984	Bill Nelson	27	180	6.7
1985	Paul Meyer	27	168	6.2
1986	Paul Meyer	28	175	6.3
1987	Keenan DeBose	27	211	7.5
1988	Ronnie Morgan	30	305	10.2
1989	Wendall Williams	29	238	8.2
1990	Ronnie Morgan	21	264	12.6
1991	Jesse Ratliff	30	183	6.1
1992	Thomas Gipson	29	245	8.4
1993	Jesse Ratliff	26	269	10.3
1994	Jesse Ratliff	29	234	8.1
1995	Adam Smith	27	217	8.0
1996	David Miller	28	246	8.8
1997	David Miller	26	190	7.3
1998	Charles Washington	26	227	8.7
1999	Charles Washington	26	212	8.2
2000	Brandon Gilbert	24	151	6.3
2001	Bryan Lucas	28	210	7.5
2002	Chris Davis	29	187	6.4
2003	Chris Davis	26	186	7.2
2004	Shawnson Johnson	23	128	8.4
2005	Isaac Hines	28	178	6.4
2006	Jeffrey Simpson	28	150	5.4
2007	Quincy Williams	34	240	7.1
2008	Quincy Williams	31	237	7.6
2009	Eric Tramiel	32	212	6.6
2010	George Odufuwa	32	343	10.7

Field Goal Percentage

Year	Player	FGM-A	Pct.
1954	Freddie Hopkins	139-287	.484
1955	Freddie Hopkins	178-348	.512
1956	Freddie Hopkins	160-294	.544
1957	Jackie Pierce	55-135	.407
1959	Bill McLaughlin	44-97	.454
1960	Tom Grissom	113-230	.491
1966	Willie Davis	101-206	.490
1967	Bill Cutter	126-240	.525
1968	Bob Taylor	41-82	.500
1969	Bob Baker	45-79	.570
1970	Al Shumate	156-295	.529
1971	Ben Sayles	130-261	.498
1972	Eph McDaniel	140-273	.513
1973	Bobby Iverson	162-315	.514
1974	Stan Blackmon	186-379	.491
1975	Terry Bailey	163-289	.564
1976	Terry Bailey	201-337	.596
1977	Melvin Davis	203-392	.518
1978	Charles McMillian	144-303	.475
1979	Ken Robinson	142-258	.550
1980	Chris Reynard	137-279	.491
1981	Kenneth Lyons	195-377	.517
1982	Kenneth Lyons	232-432	.537
1983	John Horrocks	131-212	.618
1984	Bill Nelson	122-254	.480
1985	Vincent Greene	167-356	.469
1986	Paul Meyer	105-212	.495
1987	KeenanDeBose	162-317	.511
1988	Ronnie Morgan	180-334	.539
1989	Wendall Williams	144-305	.472
1990	Ronnie Morgan	133-253	.526
1991	Lowell Myrie	76-121	.628
1992	Xavier Henton	67-126	.532
1993	Xavier Henton	100-183	.546
1994	Adam Smith	131-223	.587
1995	Adam Smith	178-320	.556
1996	Chris Smith	127-252	.504
1997	Sean Riley	100-178	.562
1998	Charles Washington	104-247	.421
1999	Deginald Erskin	121-257	.471
2000	Sam Funches	56-107	.523
2001	Will Smith	39-68	.574
2002	Will Smith	67-127	.528
2003	Will Smith	36-61	.590
2004	Will Smith	46-74	.622
2005	Justin Barnett	43-70	.614
2006	Jeffrey Simpson	123-225	.547
2007	Quincy Williams	136-236	.576
2008	Keith Wooden	100-177	.565
2009	Eric Tramiel	132-228	.579
2010	George Odufuwa	133-217	.613

RECORDS SECTION - SEASON BY SEASON LEADERS

Free Throw Percentage

Year	Player	FTM-A	Pct.
1954	James Palmer	19-27	.703
1955	Tom Hooper	111-155	.716
1956	Ken Hale	40-50	.800
1957	James King	56-75	.746
1959	Bill McLaughlin	13-16	.812
1960	Darrell Reitzel	72-94	.766
1966	Doug Reedy	45-57	.789
1967	Hamp Hazelton	53-67	.791
1968	Joe Stephens	23-29	.793
1969	Mort Fraley	22-25	.880
1970	Joe Hamilton	129-160	.806
1971	Jerry Merck	32-40	.800
1972	Mike Adams	26-31	.839
1973	Jeryl Sasser	20-24	.833
1974	Earl King	67-83	.807
1975	Earl King	81-116	.698
1976	Carl Jones	82-99	.828
1977	Fred Mitchell	69-92	.750
1978	Jon Manning	61-72	.847
1979	Al Williams	59-71	.831
1980	Al Williams	70-103	.680
1981	Delonte Taylor	86-113	.761
1982	Delonte Taylor	90-122	.738
1983	Kenneth Lyons	164-229	.716
1984	Todd Warren	27-37	.730
1985	Todd Warren	28-42	.667
1986	Glenroy Ferguson	68-90	.755
1987	Deon Alexander	42-57	.737
1988	Tim Duryea	35-44	.795
1989	Kevie Gulley	70-97	.722
1990	Kevie Gulley	46-59	.780
1991	Cedric Carson	77-93	.828
1992	Cedric Carson	41-56	.732
1992	Eric Jackson	30-41	.732
1993	Rusty Walker	21-24	.875
1994	George King	22-28	.786
1995	George King	28-32	.875
1996	Chad Elstun	28-35	.800
1997	Sean Riley	48-60	.800
1998	Travis Schofield	52-60	.867
1999	Brandon Gilbert	46-58	.793
2000	Kenneth Mangrum	20-26	.769
2001	Jeremy McFall	32-37	.865
2002	Leonard Hopkins	83-104	.798
2003	Lee Green	24-27	.889
2004	Leonard Hopkins	113-138	.819
2005	Leonard Hopkins	151-176	.858
2006	Isaac Hines	35-38	.921
2007	Kendrick Davis	47-59	.797
2008	Josh White	123-145	.848
2009	Josh White	96-106	.906
2010	Josh White	151-183	.825

Assists

Year	Player	Assists	Avg.
1974	Bobby Iverson	68	2.61
1975	Carl Jones	55	2.11
1976	Walter Johnson	142	5.46
1977	Walter Johnson	208	7.70
1978	Jon Manning	82	2.92
1979	Jon Manning	95	3.51
1980	Furmia Nealy	53	2.20
1981	Pat Hicks	154	5.70
1982	Pat Hicks	156	6.24
1983	Pat Hicks	171	5.70
1984	Lawrence Hudson	61	2.17
1985	Adrian Frazier	47	2.13
1986	Deon Alexander	107	4.11
1987	Deon Alexander	142	5.07
1988	Kevie Gulley	90	3.00
1989	Ricky Robertson	107	3.68
1990	Kevie Gulley	115	4.10
1991	Donnell Hayden	124	4.42
1992	Pat Nash	113	4.03
1993	Charles Kearney	104	4.00
1994	Tom Etchison	113	3.89
1995	Tom Etchison	113	4.18
1996	James Duncan	71	2.53
1997	T.J. Atkins	78	3.00
1998	T.J. Atkins	68	2.62
1999	Calvin Williams	137	5.30
2000	Calvin Williams	111	4.26
2001	Chris Davis	59	2.10
2002	Chris Davis	74	2.55
2003	Chris Davis	77	2.96
2004	Jerome Rogers	69	2.46
2005	Isaac Hines	104	3.71
2006	K. Davis/L. Brown/I. Hines	68	2.43
2007	Ben Bell	105	3.09
2008	Ben Bell	105	3.39
2009	Dominique Johnson	120	3.75
2010	Josh White	112	3.50

Blocked Shots

Year	Player	Blocks	Avg.
1982	Kenneth Lyons	17	.629
1983	John Horrocks	23	.032
1984	Bill Nelson	27	1.00
1985	Vincent Greene	15	.535
1986	Vincent Greene	12	.500
1987	Wendell Williams	12	.461
1988	Wendell Williams	31	1.03
1989	Wendell Williams	38	1.31
1990	Ronnie Morgan	23	1.09
1991	Thomas Gipson	23	.920
1992	Thomas Gipson	53	1.82
1993	Jesse Ratliff	14	.538
1994	Adam Smith	21	.724
1995	Adam Smith	18	.666
1996	Chris Smith	23	.821
1997	Sean Riley	27	1.03
1998	Chuck Thrash	33	1.38
1999	Deginald Erskin	22	0.85
2000	Deginald Erskin	17	0.65
2001	Jason Miller	40	1.42
2002	Will Smith	30	1.03
2003	Jermaine Green	24	0.88
2004	Shawnson Johnson	69	3.00
2005	Jeffrey Simpson	51	1.82
2006	Jeffrey Simpson	68	2.43
2007	Quincy Williams	38	1.12
2008	Quincy Williams	30	0.97
2009	Kedrick Hogans	29	0.91
2010	George Odufuwa	30	0.94

RECORDS SECTION - SEASON BY SEASON LEADERS

Steals

Year	Player	Steals	Avg.
1982	John Horrocks	84	3.65
1983	Robert Lewis	38	1.26
1984	Robert Lewis	28	1.00
1985	Vincent Greene	35	1.25
1986	Paul Meyer	43	1.53
1987	Deon Alexander	56	2.00
1988	Tony Worrell	48	1.60
1989	Ricky Robertson	63	2.17
1990	Ronnie Morgan	32	1.52
1991	Donnell Hayden	86	3.07
1992	Pat Nash	63	2.25
1993	Jesse Ratliff	46	1.76
1994	Tom Etchison	27	.931
1995	Tony Jones	33	1.22
1996	Mack Jones	36	1.33
1997	David Miller	36	1.38
1998	Charles Washington	56	2.15
1999	Calvin Williams	47	1.81
2000	Calvin Williams	51	1.96
2001	Chris Davis	35	1.25
2002	Jerome Rogers	36	1.24
2003	Jerome Rogers	33	1.17
2004	Jerome Rogers	29	1.03
2005	Isaac Hines	60	2.14
2006	Isaac Hines	52	1.86
2007	Ben Bell	41	1.21
2008	Ben Bell	34	1.09
2009	Dominique Johnson	35	1.09
2010	Tristan Thompson	25	0.78

3-Point FG Percentage

Year	Player	FGM-A	Pct.
1987	Tony Worrell	49-122	.402
1988	Robert Greene	23-56	.411
1989	Kevie Gulley	25-66	.379
1990	Ray Schufford	69-186	.371
1991	Cedric Carson	41-110	.373
1992	Dyalan Beamon	26-76	.342
1993	Eric Jackson	22-52	.423
1994	George King	64-144	.444
1995	Adam Smith	18-40	.450
1996	George King	68-150	.453
1997	Chad Elstun	80-193	.415
1998	Charles Washington	33-81	.407
1999	Dexter Tennell	29-85	.373
2000	Brandon Gilbert	20-45	.444
2001	Bryan Lucas	3-7	.429
2002	Jerome Rogers	56-129	.434
2003	Michael DeGrate	15-27	.556
2004	Calvin Watson	25-61	.410
2005	Calvin Watson	51-127	.402
2006	Rich Young	7-15	.467
2007	Calvin Watson	90-227	.396
2008	Josh White	49-107	.458
2009	Adam McCoy	53-123	.431
2010	Tristan Thompson	57-142	.401

Minutes

Year	Player	Minutes	Avg.
1973	Bill Cox	918	36.7
1974	Bobby Iverson	889	34.1
1975	Carl Jones	828	31.8
1976	Fred Mitchell	826	31.7
1977	Walter Johnson	1,000	37.0
1978	Fred Mitchell	914	32.6
1979	Jon Manning	1,040	38.5
1980	Kenneth Lyons	836	30.9
1981	Delonte Taylor	865	32.0
1982	Kenneth Lyons	904	33.4
1983	Kenneth Lyons	1,047	34.9
1984	Bill Nelson	760	28.1
1985	Vincent Greene	825	29.4
1986	Glenroy Ferguson	690	24.6
1987	Tony Worrell	931	33.2
1988	Tony Worrell	1,032	34.4
1989	William Smith	866	29.8
1990	Kevie Gulley	810	28.9
1991	Donnell Hayden	867	28.9
1992	Jesse Ratliff	934	32.2
1993	Jesse Ratliff	951	36.6
1994	Jesse Ratliff	995	34.3
1995	Tom Etchison	920	34.1
1996	David Miller	879	31.4
1997	Chad Elstun	850	32.7
1998	Charles Washington	756	29.1
1999	Calvin Williams	921	35.4
2000	Chris Davis	986	36.5
2001	Chris Davis	965	34.5
2002	Chris Davis	957	33.0
2003	Chris Davis	905	34.8
2004	Jerome Rogers	857	30.6
2005	Leonard Hopkins	872	31.1
2006	Kendrick Davis	856	30.6
2007	Ben Bell	1,019	30.0
2008	Ben Bell	971	31.3
2009	Josh White	1,075	33.6
2010	Josh White	1,145	35.8

RECORDS SECTION - TEAM RECORDS

Single Game

Points

- 126 (vs. Arkansas Tech, 12/29/69)
- 125 (vs. Texas A&I, 12/1/75)
- 120 (vs. Ark.-Little Rock, 12/14/68)
- 118 (vs. Jackson St., 11/29/90)
- 118 (vs. Drake, 1/30/69)

Field Goals

- 54 (vs. Texas A&I, 12/1/75)
- 53 (vs. Roosevelt, 2/14/78)
- 49 (vs. Nevada, 2/25/99)
- 47 (vs. Wayland Baptist, 12/8/73)
- 47 (vs. Samford, 1/7/74)

Field Goal Attempts

- 117 (vs. Creighton, 2/26/77)
- 106 (vs. Texas A&I, 12/1/75)
- 102 (vs. West Texas St., 1/14/80)
- 96 (vs. Northwestern St., 2/8/93)
- 96 (vs. Iowa, 11/16/97)
- 96 (vs. Alabama, 11/18/97)

Field Goal Percentage

- .674 (vs. Sam Houston St., 1/28/95)
- .659 (vs. Stephen F. Austin, 12/06/06)
- .652 (vs. Md.-Balt. County, 11/26/95)
- .638 (vs. Florida Atlantic, 2/4/10)
- .635 (vs. Nicholls St., 2/3/94)
- .633 (vs. Southern, 12/17/07)
- .623 (vs. Denver, 12/30/06)
- .620 (vs. Northeast La., 2/22/96)
- .614 (vs. Texas-Pan American, 2/14/05)

3-Point Field Goals

- 19 (vs. Mary Hardin-Baylor, 11/25/96)
- 16 (vs. UC Irvine, 1/8/98)
- 16 (vs. Nevada, 2/26/98)
- 15 (vs. Troy, 1/26/06)
- 14 (vs. UAB, 12/4/97)
- 14 (vs. Hartford, 12/08/07)
- 13 (vs. Troy, 1/03/08)
- 13 (vs. Troy, 2/23/06)
- 13 (vs. Charlotte, 1/12/06)
- 13 (vs. New Orleans, 2/26/04)
- 13 (vs. Texas A&M, 11/29/99)
- 13 (vs. Arkansas, 12/30/98)
- 13 (vs. Northwestern St., 2/8/93)
- 13 (vs. Nevada, 12/21/92)

3-Point Field Goal Attempts

- 45 (vs. Maryland, 12/23/98)
- 44 (vs. UT-Arlington, 1/9/93)
- 38 (vs. Iowa, 11/16/97)
- 38 (vs. UAB, 12/4/97)
- 38 (vs. New Mexico St., 1/22/98)

3-Point Field Goal Percentage

- .722 (vs. Nicholls St., 2/3/94)
- .692 (vs. UC Santa Barbara, 1/9/97)
- .688 (vs. Northwestern St., 1/22/94)
- .667 (vs. Arkansas State, 3/05/08)
- .643 (vs. Western Kentucky, 2/12/05)
- .643 (vs. Arkansas State, 2/23/08)
- .632 (vs. Alabama, 12/2/95)

Free Throws

- 44 (vs. A&M-Corpus Christi, 12/2/00)
- 44 (vs. UTA, 11/18/09)
- 43 (vs. Austin College)
- 37 (vs. Hardin-Simmons, 1/31/57)
- 37 (vs. McMurray, 12/6/58)
- 35 (vs. Sam Houston St., 12/6/75)
- 35 (vs. Oklahoma St., 11/17/08)

Free Throw Attempts

- 60 (vs. Trinity, 1/29/55)
- 57 (vs. UTA, 11/18/09)
- 55 (vs. A&M-Corpus Christi, 12/2/00)
- 51 (vs. Southern Mississippi, 1953-53)
- 50 (vs. Oklahoma St., 11/17/09)
- 49 (vs. Trinity, 2/20/56)
- 49 (vs. South Alabama, 2/9/02)

Free Throw Percentage

- 1.000 (vs. Nicholls St., 1/14/93)
- .920 (vs. Va. Commonwealth, 12/6/75)
- .909 (vs. New Mexico St., 2/20/99)
- .909 (vs. South Alabama, 2/26/05)
- .905 (vs. UT Arlington, 12/29/08)

Rebounds

- 80 (vs. Texas A&I, 12/1/75)
- 73 (vs. Northwestern St., 1/30/92)
- 71 (vs. Wayland Baptist, 12/8/73)
- 71 (vs. Roosevelt, 2/14/78)
- 71 (vs. Texas A&M-Intl., 12/28/07)
- 70 (vs. Alabama, 11/18/97)

Assists

- 30 (vs. Northwest La., 2/25/89)
- 28 (vs. South Alabama, 12/17/91)
- 27 (vs. Sam Houston St., 2/18/93)
- 26 (vs. Mary Hardin-Baylor, 11/25/96)
- 24 (vs. Sam Houston St., 2/7/94)
- 24 (vs. Northwestern St., 2/17/94)
- 24 (vs. Houston Baptist, 2/15/10)

Blocked Shots

- 11 (vs. Denver, 2/15/07)
- 11 (vs. New Orleans, 2/08/07)
- 11 (vs. Middle Tennessee, 2/09/06)
- 11 (vs. Nicholls State, 12/10/05)
- 10 (vs. New Mexico St., 1/24/01)
- Eight games with 9 (last vs. Houston Baptist, 12/15/08)

Steals

- 20 (vs. UT-Permian Basin, 12/28/05)
- 19 (vs. US Santa Barbara, 2/19/98)
- 19 (vs. Nevada, 2/25/99)
- 19 (vs. Angelo State, 11/19/04)
- 18 (vs. Mary Hardin-Baylor, 11/25/96)
- 17 (vs. Georgia Tech, 12/31/97)
- 17 (vs. UC Irvine, 1/8/98)
- 17 (vs. Hardin-Simmons, 12/6/03)

Season

Wins

- 24 (2009-10)
- 23 (2006-07)
- 22 (1977-78)
- 22 (1975-76)
- 21 (1976-77)

Winning Pct.

- .928 (13-1; 1922-23)
- .916 (11-1; 1921-22)
- .846 (22-4; 1975-76)
- .800 (20-5; 1925-26)
- .785 (22-6; 1977-78)

Points

- 2,628 (1990-91)
- 2,617 (2006-07)
- 2,540 (1989-90)
- 2,497 (1975-76)
- 2,472 (2008-09)

Scoring Avg.

- 96.0 (1975-76)
- 87.6 (1990-91)
- 87.5 (1976-77)
- 87.0 (1992-93)
- 84.7 (1989-90)

Field Goals

- 1,031 (1975-76)
- 1,017 (1976-77)
- 965 (1989-90)
- 950 (1990-91)
- 927 (1981-82)

Field Goal Attempts

- 2,133 (1976-77)
- 2,119 (1975-76)
- 2,075 (1990-91)
- 2,030 (2006-07)
- 2,019 (1977-78)

Field Goal Pct.

- .530 (1984-85)
- .506 (1985-86)
- .505 (1989-90)
- .496 (1983-84)
- .495 (1974-75)

3-Pt. Field Goals

- 250 (1997-98)
- 226 (2006-07)
- 212 (2008-09)
- 205 (2005-06)
- 204 (2007-08)

3-Pt. Field Goal Att.

- 789 (1997-98)
- 617 (1998-99)
- 610 (2006-07)
- 592 (2008-09)
- 568 (1999-00)

RECORDS SECTION - TEAM RECORDS

3-Pt. Field Goal Pct.

- .398 (2007-08)
- .395 (1992-93)
- .394 (1989-90)
- .391 (1988-89)
- .389 (1986-87)

Free Throws

- 666 (1953-54)
- 648 (2008-09)
- 639 (2009-10)
- 562 (1954-55)
- 553 (1991-92)
- 553 (2001-02)

Free Throw Att.

- 1,035 (1953-54)
- 918 (1956-57)
- 890 (2009-10)
- 885 (2008-09)
- 884 (1952-53)

Free Throw Pct.

- .740 (1971-72)
- .737 (1963-64)
- .732 (2008-09)
- .731 (1975-76)
- .719 (2007-08)
- .719 (1968-69)
- .718 (2009-10)

Rebounds

- 1,407 (1959-60)
- 1,356 (2006-07)
- 1,349 (1969-70)
- 1,334 (1975-76)
- 1,330 (1976-77)

Rebounding Avg.

- 54.1 (1959-60)
- 51.8 (1969-70)
- 51.3 (1975-76)
- 49.3 (1976-77)
- 47.8 (1973-74)

Assists

- 531 (1989-90)
- 467 (1988-89)
- 463 (1987-88)
- 459 (1985-86)
- 455 (1990-91)

Blocked Shots

- 151 (2006-07)
- 140 (2005-06)
- 136 (2003-04)
- 117 (2004-05)
- 113 (2002-03)

Steals

- 303 (1997-98)
- 275 (1989-90)
- 265 (2005-06)
- 260 (1984-85)
- 254 (1987-88)

Miscellaneous Statistics

Most Points in a Game: 126 vs. Arkansas Tech (12/29/69)

Most Points on Home Floor: 126 vs. Arkansas Tech (12/29/69)

Most Points on Opponent Floor: 112 vs. Loyola Marymount (at Reno, NV, 12/22/81)

Most Combined Points in a Game: 241 (Oklahoma 147, NT 94, 12-27-90)

Most Points in a Season: 2,642 (1990-91)

Most Points by Opponents in a Season: 2,628 (1990-91)

Most Three Pointers in a Season: 250 (1997-98)

Most Three-Point Attempts in a Season: 789 (1997-98)

Best Three-Point Percentage (Season): .398 (2007-08)

Most Consecutive Wins at the Start of a Season: 8 (1921-22)

Most Consecutive Wins: 14 (1977-78)

Most Consecutive Losses: 19 (1965-66)

Most Consecutive Home Wins: 20 (Feb. 22, 1975 - Jan. 27, 1977)

Most Consecutive Road Wins: 6 (1976-77, 1977-78)

Most Consecutive Home Losses: 8 (1965-66)

Most Consecutive Road Losses: 15 (1984-85)

Largest Home Crowd: 10,600 (vs. SMU, 1/22/77)

Most 100-Point Games in a Season: 9 (1975-76)

Last Single OT Game: 1/28/10 (North Texas 84, Western Kentucky 83)

Last 2 OT Game: 11/18/09 (North Texas 101, UTA 99)

Last 3 OT Game: 1/10/09 (NT 86, Arkansas State 83)

Last 4 OT Game: 12/17/88 (Baylor 96, NT 95)

Biggest Victory Margin: 60 (NT 109, Hardin-Simmons 49, 12/6/03)

Biggest Victory Margin vs. Division I Opp: 41 (NT 98, Troy 57, 2/1/07)

Biggest Defeat Margin: 75 (Maryland 132, NT 57, 12/23/98)

<p>cores ▶ NCAAB Full Scoreboard »</p> <p>2nd 3:31 RUTG 54 CIN 62</p> <p>Final ▶ NCAT 45 ▶ 12 BUT 70</p>	<p>NBA Final</p> <p>WRST 45 ▶ NCAT 45 ▶ HOW 55</p> <p>HOW 55 ▶ OAK 76</p>	<p>NCAA Final</p> <p>IUPU 64 ▶ OAK 76</p>	<p>NHL Final</p> <p>PRST 60 ▶ WEB 69</p>	<p>All Scores »</p> <p>PENN 56 ▶ PRIN 68</p>	<p>Final</p> <p>DUQ 71 ▶ SBON 83</p>	<p>Final</p> <p>JOES 76 ▶ URI 87</p>	<p>Final</p> <p>GW 60 ▶ DAY 70</p>	<p>Final</p> <p>MASS 59 ▶ CHAR 56</p>
---	---	--	---	---	---	---	---	--

ESPN

TV RADIO MAGAZINE INSIDER SHOP ESPN360

ALL SPORTS COMMENTARY PAGE 2 FANTASY VIDEO SPORTSNATION CITIES THE LIFE

All Scores NFL NBA MLB NHL College: Football | Basketball NASCAR Soccer

TOPICS: Champ Week Women

TOP STORIES TOP VIDEOS: Featuring Sirasburg's Spring Debut MY HEADLINES

AP Photo/Danny Johnston

Easy Being Green

Looking for a hot Cinderella in the NCAA tourney? Check out North Texas, which won the Sun Belt with its 11th straight win. Story » Also dancing: Butler » Oakland » Championship Week »

THE BR... ARE C

PRESENTED BY

TOURNAMENT CHALLENGE

Championship Week
North Texas dancing

Greatest Shooters

Strasburg's Debut

World Cup 101

- Twins' Nathan has elbow surgery
- Edwards put on probation
- Browns cut Anderson
- Chiefs sign former Jets QB
- Strasburg debut: 2 scores
- Dunleavy out as GM of Bulls
- Alston takes leave from Yankees
- Source: Tomlinson sets to return
- Notre Dame AD: Expects to return
- Yanks: No extension to GM

TIM MACMAHON, ESPN DALLAS - MARCH 10, 2010

UNT ANYTHING BUT GREEN IN THE CLUTCH

HOT SPRINGS, Ark. -- North Texas coach Johnny Jones stressed the importance of "controlled passion" in his pregame speech before Tuesday night's Sun Belt tournament final.

Jones sensed the adrenaline pumping in his players as they sat in the Summit Arena locker room. His concern was that the emotions would result in a team that played too aggressively.

"We had to control our intensity," Jones said after the game.

After the buzzer? It was all-out exuberance. Heck, the coach was hollering and embracing his players in bear hugs after the Mean Green punched their NCAA tournament ticket with a 66-63 win over Troy.

The Mean Green, one of Division I's worst basketball programs at the beginning of the century, will be in the Big Dance for the second time in four seasons. They celebrated with a midcourt mosh pit as the confetti floated around the arena after their down-to-the-wire win.

UNT (24-8), which set a school record for victories in a season, had to wait two decades to return to the NCAA tournament after its initial appearance in 1988. It took only three years this time, and the Mean Green believe this can become routine.

"Next year we can be right back in this position," power forward George Odufuwa said after his 11-point, 17-rebound performance that he punctuated with a clutch block with seconds remaining. "We're on the rise."

Jones made a savvy strategical adjustment after Troy shot 55 percent from the floor in the first half, going to a 2-3 zone that prevented penetration and slashed the Trojans' shooting percentage almost in half. UNT dominated the rebounding battle by a 42-28 margin, shutting Troy out on second-chance points.

But poise is the primary reason the Mean Green are in this position again. Each of their three conference tournament wins were decided in the final minutes, beginning with their rally from a double-figure deficit in the quarterfinals against Louisiana-Monroe.

The final came down to the last minute after Troy made a late 10-2 run to tie the score. Never did any doubt creep into the UNT squad, a team Jones called as tight as any he's been around, which is quite a statement from a man who played for a Final Four team at LSU and was an assistant on another at his alma mater.

"As the championship team that we are, we were poised enough to get through that," said forward Eric Tramiel, the Mean Green's only senior starter and the tournament MVP after a 20-point, 10-rebound performance in the final.

Josh White, UNT's miniature point guard, embodied his team's cool resolve by penetrating Troy's matchup zone and sinking a pull-up jumper for the game-winning bucket with 24 seconds remaining. There was no hesitation from a kid who had missed eight of his previous 10 shots, many of which were swatted back in his face.

"I never lowered my head," White said. "I never lost any confidence."

And the Mean Green never lost their cool until it was time to celebrate.

ADAM BOEDEKER, DENTON RECORD-CHRONICLE - MARCH 10, 2010

MEAN GREEN MADNESS

It is a good memory for Collin Mangrum, but it has also become a distant one.

The junior guard is the lone remaining player from the 2007 North Texas team that won the Sun Belt Conference tournament and qualified for the NCAA Tournament for the first time since 1988.

Now, just three years later, Mangrum and the Mean Green are back in the Big Dance after UNT knocked off top-seeded Troy, 66-63, on Tuesday in Hot Springs, Ark., and earned its second tournament berth in four years.

So Wednesday's welcoming celebration for the Mean Green at the Super Pit served as a reminder for Mangrum.

"It feels like it's been a long time," said Mangrum, who played as a freshman in the 2006-07 season before taking a medical red-shirt the following season. "I remember it vividly now, though. It's all coming back to me with this celebration, and all the memories are flooding back now. It's good to be back, and this time we're looking to make some noise in the tournament."

The win over Troy on Tuesday gave UNT (24-8) the tournament championship along with its first Sun Belt West Division regular-season title in school history. It was the 11th straight win for the Mean Green, which set a school record with 24 wins this season.

All of that success has a young program hoping it has improved on a strong foundation set back in 2007, when UNT was a No. 15 seed in the tournament and lost to Memphis in the first round.

Junior guard Josh White, who is averaging 15 points per game to lead the Mean Green, shot just 3-for-11 on Tuesday, but came up big when it mattered most, as he drained a 12-footer with 22 seconds left to give UNT the win.

Junior forward George Odufuwa scored 11 points and pulled down 17 rebounds, and both players said they remember the 2007 NCAA berth as a big factor in them coming to UNT.

"They had a lot of players coming back off that championship team and I wanted to be around those guys," White said. "I wanted to be around a championship team and see how it is and for those returning guys to take me under their wing."

The Mean Green will learn the date, time and opponent for its first-round game when tournament pairings are released on Sunday.

Now, White believes that no matter what happens next week when the Mean Green hits the floor, the team's unprecedented success this season should help bring in another solid group of freshmen next year.

The Mean Green have just three seniors, and only one in the starting lineup, forward Eric Tramiel, who was named the Most

Outstanding Player of the Sun Belt tournament after scoring 20 points and grabbing 10 boards on Tuesday.

"Seeing us winning it [the Sun Belt] and seeing that we have a lot of guys coming back, too, I think that will give us an edge on recruiting," White said. "I think guys will be happy to sign here."

UNT head coach Johnny Jones, who is in his ninth season in Denton, said he expects this year's success to replicate what the Mean Green's postseason run in 2007 did for recruiting and for building his program's reputation on a regional scale.

"It's one thing when you can tell them [recruits] you got there [NCAA tournament], but now we've done it again in a short amount of time, and it gives the kids a chance to really buy into what you're saying," Jones said. "I'm hoping this will do what '07 did and springboard our recruiting."

The list of accomplishments this year, which includes a school-record four straight 20-win seasons, has Jones and his staff thinking bigger now than they might have in the past when it comes to reloading with talent, especially local talent.

The other two major Division I programs in Dallas-Fort Worth, TCU and SMU, are in the midst of long NCAA tournament droughts (TCU last made the field in 1998 and SMU in 1993), while UNT has thrived over the last four seasons.

"Our deal is we don't concentrate on the SMUs and TCUs, but we want to concentrate on some of the top kids in the area who might be looking at Texas and Oklahoma and Texas Tech or Baylor, or whoever, and we're hopeful that at some point we can get those kids to take a really good strong look at us and understand they can get to the [NCAA] tournament from here," Jones said.

Most prognostications have the Mean Green earning anywhere between a No. 13 and No. 15 seed when the tournament brackets are released Sunday.

A No. 15 seed has only defeated a No. 2 seed in the first round four times out of 100 meetings since the tournament's current format was adopted in 1985.

The No. 14 seed has won 15 times out of 100 over the No. 3, and the No. 13 has beaten the No. 4 seed 21 times.

But none of that matters to the Mean Green, which is confident with its 11-game win streak.

"I'm not looking at the karma, or what's happened in the past," Odufuwa said. "But 13, 14 or 15, whatever, I feel like we'll compete and we'll try to get whoever we play."

NOAH TRISTER, ASSOCIATED PRESS - MARCH 10, 2010

NORTH TEXAS PUNCHES TICKET TO NCAA TOURNAMENT

HOT SPRINGS, Ark. — Josh White drove to his left and headed toward the basket, where the 5-foot-10 guard could have easily disappeared amid all those taller defenders.

Then the North Texas junior stopped and tried his luck from near the free-throw line. The shot went in, and the Mean Green are headed to the NCAA tournament.

“I was going all the way to the hoop the whole game, and unfortunately they were blocking my shot,” White said. “It’s a matchup zone, just one-on-one at the top, and I just drove in and I pulled up. I knew he was going to lay off. He thought I was going all the way to the basket, so I just pulled up.”

White’s shot with 22 seconds remaining helped North Texas to a 66-63 win over Troy on Tuesday night in the Sun Belt tournament championship game.

The Trojans rallied from an eight-point deficit in the second half, but White’s shot broke a 63-63 tie, and the Mean Green earned their third NCAA tournament bid.

Brandon Hazzard drove to the basket trying to tie it in the final seconds, but George Odufuwa blocked the shot and the ball went out of bounds off Troy. White was fouled with 2.9 seconds remaining and made one free throw. After he missed his second attempt, Troy’s Michael Vogler tried a desperation shot from midcourt that wasn’t close.

Second-seeded North Texas (24-8) has won 11 straight and snapped a seven-game winning streak for top-seeded Troy (20-12).

Eric Tramiel led North Texas with 20 points and was named the tournament’s most outstanding player, but it was White who made the biggest plays down the stretch.

“He can pull up for that jumper, because he knows they’ll try to block it if he goes in for a layup,” Tramiel said. “I just had the confidence that he’ll make it, and he made it.”

Hazzard scored 15 points for Troy, including two free throws with 53.4 seconds left that tied the game. The Trojans will at the very least be headed to the NIT — they can receive an automatic bid to that tournament because they were the No. 1 seed in the Sun Belt.

“I think it’s a blessing that we still get the opportunity to play basketball,” Hazzard said. “We’re just looking forward to it.”

North Texas won the Sun Belt tournament for the first time since 2007.

Troy led 40-38 after a fast-paced first half that included 12 lead changes and six ties. The Trojans shot 55 percent in the first half, but they couldn’t keep North Texas off the free-throw line. The Mean Green, who entered averaging around 20 points per game from the line, were 11 of 14 in the first half.

Troy missed 12 of its first 13 shots in the second half, allowing North Texas to make the game’s first critical run. The Mean Green scored seven straight points, including two baskets by Tramiel and a 3-pointer by White, to go ahead 51-44.

The Trojans made it to the title game with an effective zone defense, but they had a hard time solving North Texas’ zone in the second half. White gave the Mean Green their biggest lead with a 3-pointer that made it 59-51, then pointed toward the fans in one corner on his way back on defense.

“We had to make some adjustments at halftime because they were really scoring at will,” North Texas coach Johnny Jones said. “We dropped back in a 2-3 zone, took away their rhythm in a sense, and they became just a straight jump-shooting team.”

Troy fought back, and Hazzard’s 3-pointer cut the deficit to two at 61-59. Although he appeared to hurt his right ankle on the play, Hazzard was able to keep playing. Yamene Coleman then scored inside to tie it at 61.

Tramiel tipped in his own miss to put North Texas back ahead, but Hazzard tied it from the free-throw line with under a minute left.

North Texas held Troy without a second-chance point for the entire game.

“If you had to pick out one big difference in the game, they just outrebounded us from the beginning of the game to the end of the game,” Troy coach Don Maestri said.

TIM MACMAHON, ESPN DALLAS - MARCH 9, 2010

MEAN GREEN SQUARELY FIXED ON DANCING

HOT SPRINGS, Ark. -- Celebrating a school record did not interest North Texas.

"That's what we want right there!" players hollered as they walked off the Summit Arena floor Monday night, pointing to the Sun Belt championship trophy.

The 63-56 victory over Denver in the conference tournament semifinals was simply a step in the right direction.

The Mean Green (23-8) paid little mind to the milestone they hit by matching the most wins in school history, a record that was set in 2006-07. This team is more interested in something else that squad experienced: a trip to the NCAA tournament.

All that stands in UNT's way is the top-seeded Troy Trojans, a team the Mean Green beat on the road this season. The Sun Belt finals tip off at 6 p.m. Tuesday.

"After this game, I barely even cracked a smile," said junior swingman Tristan Thompson, who scored a game-high 19 points. "Tomorrow is what counts. We're ready."

The lack of emotion after such a significant victory, which extended UNT's winning streak to 10 games, is evidence of how much the Mean Green program has changed in the past decade.

Johnny Jones inherited a program that had won a total of 20 games in the previous four seasons under Vic Trilli. That makes the Mean Green's run of four consecutive 20-win seasons -- a first in school history -- pretty remarkable.

It took Jones five years to build a foundation, with the Mean Green's 15-14 record in his debut season the high mark during that span. But UNT has been able to sustain its success despite a nearly complete roster overhaul since its 2007 March Madness trip. Senior sixth man Collin Mangrum is the only player remaining from the Mean Green's Sun Belt championship squad.

This team reminds Jones of his most successful squad in several ways. It possesses similar unselfishness. It features balanced scoring, with four players averaging double figures.

And, perhaps most importantly, the Mean Green have plenty of poise despite forward Eric Tramiel being the only senior starter. That poise prevented the Mean Green from having an abbreviated stay in Arkansas this week.

UNT had to dig out of a 14-point hole against Louisiana-Monroe in the quarterfinals, taking its first lead with less than two minutes remaining. The Mean Green finished that game with a 25-10 run.

In the semifinals, the Mean Green had a double-digit lead disintegrate in the second half, when Denver pulled within a point. Point guard Josh White, who was in the midst of a miserable shooting night, responded with a personal 5-0 run. The Pioneers (19-13) never threatened again after White, generously listed at 5-foot-10, hit a tough layup and a 3-pointer on back-to-back possessions.

"We've overcome a lot of adversity this year," said White, who finished with 14 points on 4-of-15 shooting. "We never got rattled. We just stayed physically and mentally tough."

Added power forward George Odufuwa, who had 16 points, 13 rebounds and three blocks: "We just don't want to lose. Everybody on our team does not want to lose and will do whatever it takes. Everybody has bought into what we have to do to be successful."

There was barely a trace of excitement in the UNT players' voices. The Mean Green were too focused on unfinished business to bask in this moment of glory.

"We hope that we've raised the standard," Jones said, oozing humility while deflecting credit for the program's recent rise.

The Mean Green aren't satisfied after winning a conference tournament semifinal. It's safe to say the standards have been raised significantly.

BRETT VITO, DENTON RECORD-CHRONICLE - MARCH 7, 2010

UNT EAGER TO TAKE NEXT STEP

When Johnny Jones took over a program in shambles at North Texas yearly nine years ago, he spoke of transforming a team that had won just 20 games in four seasons into a championship-caliber unit.

And that's exactly what he did.

The Mean Green heads into this week's Sun Belt Conference tournament in Hot Springs, Ark., as the league's West Division champion, not to mention the overall league co-champion. UNT is also only three years removed from its 2007 NCAA Tournament appearance and has won 20 games in a school-record four straight seasons.

Those accomplishments led UNT and Jones to agree to a new two-year contract extension in February that could keep him in Denton until 2015, all of which begs the question:

What is the next goal for UNT and how does the program get there?

The easy answer is to win this week's Sun Belt tournament, get back to the NCAA Tournament, advance past the first round and become the next media darling along the lines of Gonzaga, Butler or even fellow Sun Belt member Western Kentucky.

Jones says that reaching that goal is a whole lot more complicated than it sounds.

"It takes a lot to get to the level of a Gonzaga or Butler," Jones said. "We have to continue to play well and grow our crowd, which has gotten better every year. There is a lot that goes into creating the kind of environment that programs like Gonzaga and Butler have. Winning helps, but you have to have a lot of other things that go along with it to get to the national scale."

Making a run in this week's tournament, beginning with tonight's quarterfinal game against Louisiana-Monroe, certainly would help matters.

It's a goal UNT (21-8) certainly appears capable of reaching.

The Mean Green is the tournament's No. 2 seed and has won eight straight games, which ties for the fourth-longest streak in school history.

Forward George Odufuwa earned second-team All-Sun Belt honors this week and was one of four UNT players on the team. Josh White and Tristan Thompson, two members of UNT's starting backcourt, were honorable mention picks as was forward Eric Tramiel.

Momentum is on UNT's side heading into the tournament.

"An eight-game winning streak? Anyone would take that," Odufuwa said. "We have a lot of confidence and momentum right now."

The challenge UNT faces is building on that momentum not only during the conference tournament, but in the weeks, months and even years beyond by continuing to land top recruits and, maybe even more importantly, getting the Denton community and UNT's students to help create the type of environment Jones says it will take to help the Mean Green become a more prominent program nationally.

It's a goal Jones and other members of the Texas basketball community believe the Mean Green is progressing toward rapidly.

"The interest level in North Texas has gotten better," said Mike K unstadt, a former high school coach who runs Texashoops.com, a Web site that covers high school basketball and recruiting in the state. "More talented players are looking at them. Being consistent and getting better

exposure is important. They have to be able to sell the fact that they are consistent 20-game winners and that they have a chance to get to the postseason."

UNT was in the running for two players rated among the top 150 players nationally by Rivals.com, but saw Dallas Pinkston's Tony Mitchell and Houston Yates' Brandon Peters signed with Missouri and WKU, respectively.

Jones said just having players the caliber of Mitchell consider UNT is a sign of progress.

UNT had more than 4,000 fans for its last two games of the season and finished with an average of 2,716 fans a game, despite lacking a marquee home game on the schedule.

That problem will be rectified in the coming seasons when LSU and Texas Tech visit the Super Pit.

"We have seen our crowds grow," UNT athletic director Rick Villarreal said. "It's night-and-day since Johnny started. We have to engage the local community. They have started to come out. We have fans that didn't come out nine years ago who are in for floor seats. People need to come out because we put a great product on the floor. Johnny has built a team that is fun to watch and we provide great family entertainment at a very affordable price. We really appreciate the folks that have supported us over the last nine years."

UNT formed a student group called the Pit Crew that has begun to attract more and more students to games. Jones had his team celebrate a win over Louisiana-Lafayette in its final home game by exiting the arena through the aisle that led through the student section.

"The growth of the Pit Crew over the last four years has been tremendous and shows the great potential for growth," said Derrick Murray, a graduate student who is an active member of the Pit Crew. "The student crowd is a definitive factor in a close game when the team can feed off its energy, but I think we need more students and alumni to show up at the games."

Jones believes an increase in the support UNT receives, combined with continued success on the court, would be the perfect combination to help the Mean Green continue its rise through the college basketball ranks.

"We want to be known nationally," UNT guard Tristan Thompson said. "In the airport, there are some people who wonder if we are a Division I program and don't know anything about us. We can go out there and spread the news about the program. It's a special time right now."

BRETT VITO, DENTON RECORD-CHRONICLE - MARCH 5, 2010

A POWERFUL INFLUENCE

Shannon Shorter remembers the day his mother's patience finally ran out.

North Texas' starting small forward was in high school at the time, and always seemed to be in trouble. He got into fights, talked back to teachers and didn't listen to anyone, least of all Selina Maxwell, who kicked Shorter out of her house that day and sent him to his grandmother's for misbehaving yet again.

Shorter's mother figured that if anyone could straighten out her son, it was Dee Lazard, who just so happened to be a national class bodybuilder.

"My grandma asked me to do something and I just looked at her," Shorter said. "She asked me again. When I didn't do it, she smacked me in the head. I looked at her in a totally different way after that. She put the fear into me. After that, it was a whole different story."

It's a story that will continue this week in the Sun Belt Conference tournament in Hot Springs, Ark., where Shorter will play the tough-guy role for North Texas.

The Mean Green enters the event as the No. 2 seed and will face the winner of a game between Louisiana-Lafayette and Louisiana-Monroe in a quarterfinal game on Sunday night. UNT (21-8) won the Sun Belt's West Division title and enters the tournament with its highest seed ever during its decade-long stay in the league.

Shorter's teammates credit him for playing a critical — although often unnoticed role — in the Mean Green's success.

Shorter didn't secure his role as a starter until Jan. 7, but has since developed into a cornerstone in UNT's rotation. Josh White, UNT's starting point guard, described Shorter as the Mean Green's "glue guy" — a player who does the little things it takes for a team to win from rebounding to diving on to the floor for loose balls, and, most important, being a physical defensive presence on the floor.

"Shannon does a little of everything for us," White said. "Coach doesn't hesitate to put him on anyone defensively and he is also a threat on the offensive end. He's so strong and he is in great shape. That's what I admire about him."

Shorter, a 6-4 guard, leaves no doubt as to how he developed into maybe UNT's most physical and intimidating defender.

It was by following the lead of Lazard, who at 65 is actively competing, and winning, on the national bodybuilding circuit, where she picked up the nickname "Hard Body Dee."

"I see her doing the things she is doing and think 'Dang, she is 65. I'm 20. I have to do something.' I can't have her looking at me thinking, 'Dang, he's fat.'"

Growing up in the weight room

One of Donald Pardue Jr.'s most vivid memories of his childhood is of piling into the car with Shorter, his younger brother, and heading to the gym with Lazard.

"She would take us to the gym every day no matter what," Pardue said. "We would play basketball while she was training people."

It was at that gym that Shorter watched Lazard gradually turn herself into a national class bodybuilder.

Lazard started out as a trainer and aerobics instructor. After 12 or 13 years, she decided to enter her first bodybuilding competition at the age of 55.

She won the competition, and the next one after that.

Lazard was hooked.

"It keeps me young," Lazard said of competing. "The age is there, but I don't feel 65."

Lazard competes at national events on a regular basis and finished second in her division at this year's National Physique Committee Masters, Teen & Collegiate National Championships.

UNT head coach Johnny Jones has coached some muscular players through the years and was known as a physical defensive player during his career at LSU.

Even Jones was impressed when he met Lazard for the first time after a win over Houston Baptist earlier this season.

"She's an impressive lady," Jones said while putting hands in a circle to describe just how big Lazard's arms are. "She has been a big influence for Shannon. You can tell from the way he carries himself the discipline that was instilled in him at an early age."

Lazard set an example for Shorter throughout his childhood. She gets up at 4 a.m. every day and is at the gym a short time later, working out and training other bodybuilders.

Lazard was almost like a father figure for Shorter, who struggled at times growing up in a single-parent household with Maxwell and Lazard as his main influences.

"I was a really bad kid growing up," Shorter said. "I was always in trouble. We moved around a lot and I would lose friends. I got into fights and arguments with teachers. My mom would have to come to school every other week because I was in trouble."

Shorter began to turn the corner when Lazard confronted him and Maxwell threatened to not allow him to play high school basketball if he didn't stay on a straight and narrow path.

Shorter adjusted and was named to the All-Greater Houston team as a senior, when he averaged 22.0 points a game for Houston Westside.

"He was a rebellious kid," Lazard said. "I had to put a little fear in him. Once we did that, he was OK."

Finding his niche at UNT

Shorter transferred to UNT last summer from Paris Junior College and joined a team that appeared poised for a breakout year. The Mean Green had all five of its starters returning from a team that finished 20-12 and lost to eventual Sun Belt champion Western Kentucky in the semifinals of the Sun Belt tournament.

Shorter seemed like a candidate to become UNT's sixth man after key reserves Collin Dennis and Adam McCoy graduated.

UNT has relied on him for much more throughout the year.

Continued on next page ...

BRETT VITO, DENTON RECORD-CHRONICLE - MARCH 5, 2010

A POWERFUL INFLUENCE ... CONTINUED

The team lost starting guard Dominique Johnson to a broken ankle in the seventh game of the season, a void it tried to fill by moving fellow junior college transfer Richard Thomas into the lineup.

UNT's coaches continued to experiment and eventually settled on Shorter as a starter before its loss to ULL on Jan. 7. Shorter's role became even larger when Thomas left the team for personal reasons on Feb. 15

Shorter has developed into not only UNT's best perimeter defender among its starters, but one of its best all-around players as well. He is averaging 6.8 points, 3.7 rebounds and 2.2 assists a game.

Shorter has scored in double figures in seven of 15 games since he became a starter.

"Shannon is our utility guy," Jones said. "He can guard the one [point guard] through the four [power forward]. His physical ability gives us an edge."

Chis Seroka is in his 10th year as a strength and conditioning coach at UNT and works extensively with the men's basketball team. He ranks Shorter among the best conditioned UNT basketball players he has worked with in his tenure at the school.

"Upper body wise he is pretty close to the strongest guy we have ever had," Seroka said. "As far as work ethic, he is in the top 10 of the guys who have played here."

Shorter's strength made a difference in UNT's 65-57 win over Louisiana-Lafayette on Feb. 25 that clinched at least a share of the Sun Belt West Division title for the Mean Green.

Shorter helped harass Louisiana-Lafayette's front line that ranks among the most talented in the Sun Belt with 6-9 Colby Batiste, 6-8 Tyren Johnson and 6-7 Travis Bureau into a 13-for-36 shooting performance. Johnson, who was later named the Sun Belt's Player of the Year, went just 8-for-22 from the field.

"[Shorter] does a good job of doing a lot of the dirty work," ULL head coach Robert Lee said. "He guarded Tyren very well in the second half when we played them. That's what he brings for them, being a glue guy and doing the dirty work."

While it's Shorter's defensive ability that has drawn the most attention this season, he has also established himself as one of UNT's best playmakers. Shorter ranks second among UNT players with 65 assists.

"Since Dominique went out, Shannon has taken it upon himself to be a playmaker," White said. "When you have another guy who can create, it helps take pressure off me."

Shorter's teammates say his impact goes beyond what he provides on the court.

Junior forward George Odufuwa described Shorter as the team clown, one who keeps his teammates loose with his constant jokes and pranks.

"He's a lot of fun to be around," Odufuwa said. "He talks about his high school stats all the time. He remembers stats from every game he has ever played in from points to rebounds to assists. He's a funny guy."

Fruits of her labor

Watching Shorter develop into a key player for UNT has been espe-

cially rewarding for Lazard, who trained her grandson while he was in high school and still works with him when he is home in Houston.

"I love it," Lazard said. "He will do whatever you ask him to. I wanted to teach him how to lift the right way. We train together when he is here. He has benefited from it. He is stronger, works on his goals and eats well most of the time. I admire his dedication."

Shorter is perfectly comfortable having his grandmother train him. He has been under her tutelage ever since he was a kid.

And it's hard to argue with the results.

"Shannon enjoys going to work out with her," Maxwell said. "She's a good influence on him. That is where he gets his work ethic because I don't exercise like that. She has always been a health addict. He is very competitive when it comes to things like that."

That competitive nature will be on display this week at the Sun Belt tournament.

Lazard will follow the tournament, just as she has every game Shorter has played. Her grandson might be her greatest student, one who has followed her lead ever since that day years ago when she slapped him, and set him on the right path in life.

The two were close before and have remained so ever since.

"I still see her probably every other weekend when the family gets together," Shorter said. "I thank her for everything she has done for me."

BRETT VITO, DENTON RECORD-CHRONICLE - NOV. 14, 2009

ODUFUWA GRABS 24 REBOUNDS IN UNT'S 1,000TH WIN

George Odufuwa isn't as flashy as some of his North Texas teammates. The power forward just does the little things that help his team win — from playing solid defense in the post to pulling down rebounds. Occasionally, that pays off in ways few expect.

That was the case Friday night in UNT's 80-62 win over Cameron at the Super Pit.

Josh White brought the crowd to its feet by hitting shot after shot from behind the 3-point arc, but it was Odufuwa who ended up having a historic night in a landmark win for the program.

The junior seemingly grabbed every loose ball in sight on his way to corralling 24 rebounds — the fourth-highest total in team history.

"I knew I had a lot, but I didn't know I had more than 20 until the end of the game," Odufuwa said. "I was a little surprised, but we work on it every day in practice and take pride in it. It means a lot. I take pride in rebounding, so it's a good feeling."

Odufuwa's total is the most for a UNT player since Ken Williams finished with a school-record 29 in a game against Lamar on Jan. 18, 1978.

Williams led the nation in rebounding during the 1977-78 season.

"George did a tremendous job of rebounding the basketball and getting after it," UNT head coach Johnny Jones said. "That is something that we stress in practice. I told him after the game that it must be nice to be averaging 24 rebounds a game."

Odufuwa helped dominate the paint against Cameron, a member of the Division II Lone Star Conference. UNT finished with a 50-33 edge in rebounds as it posted the program's 1,000th victory.

UNT has won 20 games in three straight seasons, and the program is 1,000-1,160-1 in 92 seasons.

"I didn't hear about it until earlier today," White said. "It's a great accomplishment, and I am glad to be a part of it."

It appeared as though UNT might struggle to reach the milestone in the early going, before White heated up and sparked an 11-0 run that gave the Mean Green

a 26-18 lead.

Odufuwa pulled down 12 boards in the first half, which ended with UNT up 44-29.

The Mean Green led by as many as 25 points in the second half and adjusted to Cameron's strategy of running UNT's guards off of screens to get open looks from 3-point range. The Aggies hit four 3s in the first eight minutes of the first half and then hit another four in a span of just under three minutes in the second half to pull to within 11 points at 67-56.

White then hit a 3-pointer to spark a 7-0 run that put the game away.

White went 5-for-6 from 3-point range and finished with 19 points, while Richard Thomas came off the bench to add 12 points.

Jacquez Williams scored 18 points for Cameron.

"It's always great to start off with a win," White said. "I still don't think that we are at our best. We had some great moments throughout the game. We have a lot of new players and need to jell and learn how everyone plays."

UNT knew just what to expect from Odufuwa, who did the dirty work in the paint for the Mean Green last season and picked up where he left off in the season opener. The former Dallas Kimball standout scored 12 points in the third double-double of his career.

"All of our postmen, that's our role — to box out and get as many rebounds as we can," Odufuwa said. "Everything else comes after that."

MAC ENGEL, FORT WORTH STAR-TELEGRAM - JAN. 29, 2010

JUNIOR ADDS STUDENT TO ATHLETE LINE

DENTON — All cabs usually look alike, and if you've been in enough, all cabbies begin to sound alike, too.

So you probably mindlessly nod politely at their stories and maybe even provide a polite, "Huh? ... is that so?"

But step into George Odufuwa Sr.'s cab. His story is worth listening to. Let him tell you how to make it in this country. Let him tell you about his family. About his son, North Texas junior forward George Odufuwa.

"Without education, you can't make it in society," the elder Odufuwa said.

He immigrated to Dallas from Nigeria in 1980. He came not in search of some concocted American dream, just a better life. The better life included working as a janitor, as a hotel valet and driving a cab.

"Education is the most important thing," Odufuwa Sr. said. "You have to do your own work. My wife and I had to find a niche and something to provide. But I tell my children — education. It's looking right at you in the face, so take advantage of it."

His oldest daughter earned her degree at Texas. The second daughter is currently at Texas-San Antonio. His youngest daughter is a sophomore in high school.

"I tried to put the fear of God in them," George Sr. said. "It's not that I'm good or I know how to do it. I was lucky."

The younger Odufuwa is what the NCAA sells in Division I basketball but doesn't always get — the "student" athlete who gets it and is likely going pro in something other than sports. He carries a 3.7 grade-point average in finance, is on track to graduate in the summer, and plans to take graduate level courses next season.

But don't confuse Odufuwa as UNT's designated Team GPA Guy. He averages 11.3 points and 10.4 rebounds per game. He's one of just 20 players in Division I basketball averaging a double-double. Odufuwa ranks 21st nationally in rebounding.

"I'd say it was either the seventh or eighth grade I figured out I had a chance, a future to play college basketball," said Odufuwa, who after graduating from Kimball began his college career at Arizona State. Mostly because the Sun Devils changed coaches, he transferred to North Texas after one season.

"I knew I had the work ethic. I knew I had the height. I knew if I maintained the work I could play in college."

There isn't a trace of arrogance in his voice. He's just pragmatic. Really tall, athletic kids who demonstrate the ability to play basketball have a decided advantage to earn a college scholarship. The good grades just minimized the risk.

But youth basketball is littered with sad stories of

kids who have the talent and fumble it before realizing what they had. Even when Odufuwa was playing AAU basketball against older kids he never developed what his coach called "the big head."

There were teammates of far lesser ability who thought much more of themselves than did Odufuwa.

"It is rare. Not only did George get it, but he wasn't one of those guys that was spoiled by the system through AAU basketball because he stayed so dedicated," UNT coach Johnny Jones said.

"He never got to the point where he thought he was better than the other guys around him or got an ego as such so he wasn't coachable. He got it the right way and understood what he needed to do so he could maintain and grow."

Talking to Odufuwa is not like speaking to your stereotypical college junior. He's soft-spoken. He's unfailingly polite.

Which means, naturally, he's unfailingly difficult to handle on the floor.

During the 2007-08 season, the year Odufuwa had to sit out after transferring from ASU, Jones told him to treat practices like a game. Odufuwa took his coach literally.

His game has a physical edge that Jones had to try to at least rein in during practices. More than once he had to separate Odufuwa from a teammate as shoves were exchanged.

Despite his success in the classroom, he hopes to play professional basketball. Not forever. But at least a little while. He hopes to play in the NBA. Most players do.

"I do feel like if you're good enough somebody will find you," he said. "I just want to keep playing. I prefer Europe to, say, China. I think France would be a pretty good spot. I know it's not easy. If I can play here that would be great."

When Odufuwa — or Odufuwa Sr. — is done talking you may nod. But rather than passively say, "Huh ... is that so?" you're more inclined to say, "Wow."

BRETT VITO, DENTON RECORD-CHRONICLE - JAN. 29, 2010

HILL TOPPED

BOWLING GREEN, Ky. — Josh White has won plenty of games for North Texas in clutch situations.

There have been times when the key play has come in the form of a big shot or through his ability to set up a teammate with a spectacular pass in the closing seconds.

View larger More photos Photo store White was at his best again Thursday night in UNT's dramatic 84-83 overtime win over Western Kentucky.

Only the way he went about helping the Mean Green pull off what was arguably its biggest win of the season was a little different.

White missed practice on Wednesday due to an injured hand, struggled offensively against WKU, and missed a free throw that could have iced the game at the end of regulation. He made up for that miss by making two key defensive plays down the stretch with the game on the line.

White took a charge, set up Eric Tramiel for the game-winning basket and then picked the pocket of Preseason Sun Belt Player of the Year A.J. Slaughter to give the Mean Green its second win in seven tries at E.A. Diddle Arena.

"After I missed that free throw, I have never felt worse in my life," White said. "I felt so bad for my team. I had to make something happen. I tried to come up with a big play to help us get out of here with a win."

White was one of several players who came through in the clutch for the Mean Green, which picked up its fourth win in five games against the Hilltoppers, who came into the night desperate to turn their season around.

WKU (11-10, 4-5) has lost five straight, its longest losing streak since the 2003-04 season.

Tramiel finished with a game-high 25 points. Tristan Thompson hit a clutch 3-pointer in the closing minutes of overtime on his way to finishing with 20, while George Odufuwa scored 15 points to go along with 16 rebounds for his third straight double-double.

"This is one of the toughest places to play in our league," UNT head coach Johnny Jones said. "We knew it would be a challenge. I am extremely proud of the way we fought all night. It's a great win for us."

UNT (13-7, 6-4) was able to pick up the win largely because WKU never found a way to stop Tramiel, who scored six of

the Mean Green's nine points in overtime. Tramiel hit the game-winner on a short jumper in the paint.

"We had been running that play all game, so we decided to keep going to it," Tramiel said of the game-winner. "If it wasn't open, we had other options, but that was the shot we wanted and we got it."

UNT was forced to go to Tramiel in the clutch situation after White made a rare mistake at the line with 13.7 seconds left in regulation with the Mean Green up 74-72. White came into the game shooting 79.8 percent from the line, but hit just one of two, leaving the door open for WKU.

UNT guard Shannon Shorter tipped a pass and met Tramiel in the corner near the half-court line, where they trapped Steff-phon Pettigrew. The junior managed to split the double team and hit a 35-foot shot with a second left to send the game into overtime.

Pettigrew led WKU with 23 points. Former Argyle standout Caden Dickerson scored 10 points for WKU.

UNT could have folded after WKU took an 83-79 with 1:40 left in the extra period.

The Mean Green came up with an answer instead.

Thompson hit a 3-pointer to pull the Mean Green to within one before White drew a charge on Slaughter on the ensuing possession.

Thompson missed a 3-pointer, but the ball went out of bounds off a WKU player. UNT took advantage of the extra opportunity when White got the ball to Tramiel in the post and picked up the assist on the game-winning shot.

White stole the ball from Slaughter on WKU's final possession to ice the game.

White finished with 11 points on 4-of-13 shooting from the field, but had five assists and turned the ball over just three times in 44 minutes.

"Josh is the type of player who holds himself accountable for his mistakes," Tramiel said. "He felt like he gave them a chance. He did a good job in overtime doing what he had to do to help us win. He came up really big

BRETT VITO, DENTON RECORD-CHRONICLE - FEB. 12, 2010**UNT MEN ROLLING AT THE RIGHT TIME**

Josh White may have summed up North Texas' season best on Thursday night.

"It's all about winning at the right time," said White, a junior guard, following a 68-46 thrashing of New Orleans.

The Mean Green has been doing just that over the last few weeks, a trend it will look to continue today in the second half of a doubleheader against Denver that will begin with the women's game at 5 p.m.

UNT (16-8, 9-5) has won five of its last six games and is sitting in second place in the Sun Belt Conference West Division standings behind Arkansas State. If the Sun Belt tournament were to be seeded on the basis of the standings heading into today's games, UNT would have a bye in the first round.

The three top teams in the league will receive a free pass on the first day of the tournament, which could be critical in a 13-team event that will be packed into four days in Hot Springs, Ark.

The Mean Green posted one of its better defensive performances against UNO, holding the Privateers to 23 percent shooting.

"I thought we played well," UNT head coach Johnny Jones said. "We got a lead and did what we needed to do to sustain it. We played within ourselves."

UNT has relied throughout the season on its core of veterans who continued to thrive against the Privateers. White had one of his best games of the season while playing in the city where he grew up. He scored a game-high 18 points. Eric Tramiel added 15 points and Tristan Thompson 11.

White and Thompson are averaging 14.3 and 14.1 points a game, respectively, to lead UNT, which will face a Denver team in the midst of a late-season slide. The Pioneers (14-10, 7-6) have lost three of their last four games and dropped into fourth place in the Sun Belt West Division.

One of the Denver's biggest problems for the last several years has been its struggles on the road that have continued this season. The Pioneers are 1-9 outside of Denver and have lost all six of their Sun Belt road games.

The Mean Green rallied from 21 points down to beat Denver at the Super Pit last season.

Senior guard Nate Rohnert leads the Pioneers with an average of 15.5 points a game and is the key player in Denver's Princeton-style offense that emphasizes motion and backdoor cuts.

The UNT women (7-18, 4-10) also head into their game against Denver (13-11, 8-5) with momentum on their side after snapping a four-game losing streak with a 70-64 win over New Orleans on Wednesday.

Freshman forward Jasmine Godbolt led UNT with 19 points, while senior guard Brittney James added 13 points while going 9-for-9 from the free throw line.

James is averaging 14.7 points a game to lead UNT, which will face a slumping Denver team that has lost five straight. Sun Belt powerhouse Middle Tennessee drilled the Pioneers 94-78 in their last outing.

Denver has three players in its starting lineup averaging at least 14 points, including Texas natives Britteni Rice of Pampa and Kaetlyn Murdoch of Temple, who averaging 15.2 and 14.9 points a game, respectively.

BRETT VITO, DENTON RECORD-CHRONICLE - FEB. 11, 2010

TRISTAN THOMPSON: SNEAKY GOOD

Collin Mangrum pondered the question for a moment last week after taking extra shots following practice.

The junior has played with Tristan Thompson for three years and seen him develop into one of the better players in recent North Texas history without anyone realizing what he has accomplished.

Thompson's plight can be attributed in part to playing alongside fellow junior guard Josh White and senior forward Eric Tramiel, two of the best players to suit up for UNT the last five years.

Mangrum has another theory why Thompson has flown under the radar, though.

"Tristan's sneaky," Mangrum said. "He's like a snake. You don't realize he is having a good game and then you look up and he has 20 points."

Thompson has jumped to bite plenty of teams this season.

The former Angleton standout leads UNT with an average of 14.3 points a game heading into the finale of a two-game road trip at New Orleans tonight. He also ranks second in the Sun Belt Conference with an average of 18.6 points a game in league play.

It's only a matter of time before Thompson joins 18 other players in the 1,000-point club at UNT. He currently ranks 30th in school history with 886 points, which he has scored mostly on open jumpers or floaters in the lane.

When it comes to highlight reels, Thompson isn't as flashy as White, his good friend who beat him to the 1,000-point mark earlier this season and has garnered most of the attention throughout their careers.

"I have never worried about notoriety or what people think of me on the outside," Thompson said. "Josh and I came in together and are really good friends. He has done some amazing things while he has been here and deserves all the attention he gets. I just go out there and play. If people notice me they do. If they don't, they don't."

Arkansas-Little Rock coach Steve Shields left little doubt that he has noticed what Thompson has accomplished after the Mean Green knocked off the Trojans 83-78 on New Year's Eve.

Thompson scored 26 points on just 13 shots and made six of his nine 3-point attempts against UALR.

Shields said Thompson was playing the best of any player in the league at the time and that he considered him to be among the best guards in the Sun Belt.

Arkansas State coach John Brady paid Thompson the ultimate compliment by assigning one of his defenders to stay with him on the offensive end of the floor no matter where he went to prevent him from catching the ball in a win over the Mean Green on Jan. 16.

"He should be first-team all-conference the way he has been playing," White said. "I don't know where it came from, but he

has been playing well all of the sudden. I am not surprised because I know that he is a great player. He can shoot, get to the basket and the free-throw line."

Thompson knows exactly where his quick ascent began. It was during the summer.

"It's because of all the hard work I put in during the off-season," Thompson said of his breakout season. "I was really serious about it. I got with [UNT strength coach Chris] Seroka and did a lot of lifting to get myself in the best physical condition I could."

Thompson had little choice if he wanted to remain a key player for UNT.

Jones brought in junior college transfers Shannon Shorter and Richard Thomas to compete for playing time at the shooting guard and small forward spots. The knock on Thompson has always been his ability to defend, which is a strength for both Shorter and Thomas.

"Tristan has battled for his spot every year," Jones said. "He didn't get off to as good a start as he would have liked, but his confidence didn't waver. He continued to work and get better."

Thompson still isn't the best perimeter defender on the Mean Green's roster. Jones went to backup point guard Alzee Williams in a key spot at the end of a game last week against Florida International.

Thompson has improved dramatically, though, which has allowed UNT to leave him on the floor in just about any situation. He played 44 minutes in a win over Western Kentucky and has played at least 30 minutes in 14 of UNT's last 15 games.

He heads into tonight's game having scored in double figures in 15 straight games.

"I am a lot more comfortable with my role now," Thompson said. "Coach Jones and the guys trust me to go out, make the right plays and not be selfish. I never considered myself a selfish player. If the shot is not there, I try to make a play to get someone open."

That trust was evident when Jones drew up a play to get Thompson open on the perimeter for a 3-point shot with the Mean Green up one at FIU with just over a minute to play. Thompson drained the shot and UNT went on to win for the fourth time in its last five games.

That shot was just the latest Thompson has hit this season that has pushed him a little further into the spotlight in the Sun Belt, where he is quickly losing his ability to sneak up on teams, despite his understated game.

"I can assure you that other teams pay special attention to Tristan because he can get off and really score and also create opportunities for other players," Jones said. "If you ask around the league, people will tell you that he is one of the better scorers around."

BRETT VITO, DENTON RECORD-CHRONICLE - JAN. 7, 2010

JOSH WHITE'S IMPACT A BIG BOOST FOR UNT

Josh White had barely gotten used to playing on the college level heading into a game against Oklahoma State back in the fall of 2007 when the North Texas guard gave a glimpse of what was to come in his career.

UNT was a decided underdog against the Cowboys when White scored 25 points and hit all the key shots down the stretch during a monumental 82-73 win in just his second game with the Mean Green.

It was then that Johnny Jones' secret was officially out.

UNT's head coach knew he had something special in his point guard, who enters a game against Louisiana-Lafayette tonight just 25 points short of becoming the 18th player in school history to score 1,000 points.

Reaching that milestone will establish White as one of the top scorers in school history. To Jones, that is only part of the story of White's impact on the rise of UNT's program over the last four seasons.

"Sometimes you have guys who can score a lot of points," Jones said. "When I look at it, I look at a lot of different things – what percentage did they shoot and what type of effect they had on their team. The great thing about Josh is that he has been a part of two 20-win seasons, makes his teammates better, takes care of the basketball and doesn't take a lot of shots. It's special, the effect he has had on this team."

All one has to do is look at the history of the program to see the difference White has made while giving UNT what it needs from clutch free throws to key assists while leading the Mean Green to a pair of 20-win seasons.

White arrived in Denton the year after UNT broke through for a 23-win season, a Sun Belt tournament title and a berth in the NCAA Tournament in 2007.

What no one knew then was if UNT could follow up on that performance with another solid campaign. The Mean Green hadn't won 20 games in consecutive seasons since a three-year run from 1975-78 and UNT had lost its top three guards, including Sun Belt tournament MVP Calvin Watson.

"I didn't think about how many points I would be able to score because I didn't know what my role would be," White said. "I have been able to help my team out a lot by scoring the basketball. I want to do whatever I can to help us win."

White averaged 13.9 points a game and was named the Freshman of the Year in the Sun Belt while leading UNT to a 20-11 finish.

White hasn't slowed down since. He averaged 11.3 points a game last year, despite playing with an injured hand nearly the entire season.

White is positing 15.0 points a game and is having perhaps his

best all-around season this year. He ranks fourth in the Sun Belt with an average of 4.3 assists a game, up from 2.6 last season.

When Dominique Johnson went down with a broken ankle in a win over Rice on Dec. 5, White was the only experienced point guard UNT had left. White is playing 36.2 minutes per game and played 46 minutes in a double-overtime win over UT-Arlington. Junior forward George Odufuwa is a distant second on the team in minutes played at 31.1 per game.

"I got off to a great start this year," White said. "I wanted to be aggressive scoring the ball and get my assists up to help my team and be a better all-around player."

White has reached that goal and helped put UNT on course for another 20-win season in what has been a tough year for the Mean Green.

UNT lost backup forward Kedrick Hogans to a shoulder injury before the season started and was forced to adjust after Johnson's injury. To make matters worse, starting forward and third-leading scorer Eric Tramiel has missed two straight games with a wrist injury and backup guard Richard Thomas is nursing a leg injury.

UNT has won three of its last four, despite missing several key players, thanks in part to White, who has scored in double figures in 11 of UNT's 14 games.

"Josh has been so consistent since he has been here," said Tristan Thompson, a fellow junior who has started with White for most of his career. "I have been right there with him and to see what he does is amazing. I am glad to be playing alongside him."

White leads UNT in shots, but his ability to set up his teammates and make the key plays that lead to wins has won him the respect of the Mean Green's players and coaches.

"Josh is a great team guy," Jones said. "His teammates gravitate to him because of his attitude. He's not a selfish player. His teammates enjoy it when he receives accolades because of the way he carries himself."

White has continued to score in double figures consistently despite being more of a playmaker this season, a role that hasn't slowed him down in his pursuit of reaching the 1,000-point mark.

"I didn't find out about it until earlier today," White said of closing in on his 1,000th point. "It's a great accomplishment that I will look back on, but I am all about winning."

UNT has won plenty of games with White starting in its backcourt, which Jones says is just as big a part of his guard's growing legacy as his career point total.

"When you look at what Josh has done in a short period of time and the impact he has had, it says a lot," Jones said. "He has been one of the best players we have had since I have been here."

BRETT VITO, DENTON RECORD-CHRONICLE - DEC. 30, 2009

JONES ON VERGE OF PASSING MENTOR

North Texas was hunting for a new men's basketball coach nearly a decade ago, when Bill Blakeley received an unexpected phone call from a candidate looking for his first shot to guide a program.

Johnny Jones thought he might have a chance to become the Mean Green's next head coach back in 2001 and wanted to pick Blakeley's brain for every last tidbit of information that might help not only get the job but capitalize on the opportunity as well.

The conversation is one Blakeley, one of the greatest coaches in UNT basketball history, looked back on fondly this week, while talking about Jones, who enters a game at Arkansas-Little Rock today on the verge of moving past him on UNT's career wins list.

Jones has a 134-116 record in nine seasons, while Blakeley posted a 134-85 mark from 1976-83.

"Coach Jones gave me a call before he took the job, which gives you an idea of how he was covering his bases," Blakeley said. "Most guys would have been happy to pursue a job and get it. He looked past that."

Blakeley told Jones about UNT and what was necessary to succeed there. That conversation served as the starting point for a friendship between two of the top coaches in UNT history. Blakeley and legendary football coaches Odus Mitchell and Hayden Fry are the only UNT football or men's basketball coaches in school history to post a career above .500 in a tenure that ended after 1950.

Jones, 48, appears to be on his way to joining that exclusive group.

"Being mentioned in the same breath with coach Blakeley is great," Jones said. "He did a tremendous job. Prior to taking the job here, I was able to look back at the type of success he had while he was here. That prompted me to be even more motivated to take the job. He and [fellow former UNT coach] Jimmy Gales showed that you could win here."

Jones has proven that is still the case by gradually turning around a team that had won just 20 games combined in the four seasons before he arrived prior to the 2001-02 campaign. UNT went 15-14 in Jones' first year and broke through to finish 23-11 and advance to the NCAA Tournament at the end of the 2006-07 season.

UNT has won at least 20 games in each of the last three years and at 8-4 has a chance to reach that mark again this season. Jones and Blakeley are the only coaches in UNT basketball history to lead teams to three straight 20-win seasons.

A fourth straight 20-win season would be a first at UNT.

Blakeley, who put together his run of 20-win seasons from 1975-78, has been there to support Jones throughout his tenure,

although health problems have limited the number of games Blakeley has seen over the last few years.

"I still talk to coach Blakeley," Jones said. "He has always been an inspiration to me. When we have had setbacks, he has been there to encourage me."

Blakeley, 75, credited Jones' success to the way he developed a plan and stuck to it through some tough times. UNT was decimated by injuries and finished with a 7-21 record in Jones' second season. The Mean Green went on to post 13-15, 14-14 and 14-14 marks the next three years before getting on a roll the last three seasons.

"The way Johnny carries himself, you get the feeling that he knows where he is going, and he relates well to players," Blakeley said. "He takes the games seriously, but keeps it in perspective. It's refreshing to see a coach who has a plan, follows it and does a really good job of putting it in place."

Jones credited being in position to move up on UNT's wins list to his assistant coaches, UNT's administration and especially his players, a few of whom said they were happy to help Jones move to the verge of reaching another milestone with the Mean Green.

"Coach Jones has done a great job here," forward George Odufuwa said. "It's impressive to see him reach another milestone. It shows what he has done since he has been here."

Blakeley said what Jones has accomplished goes beyond his record and extends to the solid foundation he has built from the program.

"Johnny has all the bases covered with recruiting and the public relations part with getting out in the community and with his peers and the fans," Blakeley said. "He is a good coach and has the makings of an excellent coach. He really knows what he is doing and is not just worried about wins and losses."

UNT would like to get Jones his historic win today and get back on track in Sun Belt play. The Mean Green is 1-1, but dropped its last league game to Florida International.

UALR (4-9) is in desperation mode after dropping its first two Sun Belt games to South Alabama and Arkansas State.

The situation is one Blakeley believes Jones will handle just as he has the rest of the challenges he has encountered in his tenure at UNT.

"I am so happy for Johnny," Blakeley said. "Johnny really likes Denton and North Texas. That extends to the thinking and feelings that his players have for the school and allows him to get maximum effort from them. He is ahead of the game as far as his maturity as a coach at his age."

BRETT VITO, DENTON RECORD-CHRONICLE - DEC. 29, 2009

FRESHMAN HITS GAME WINNER TO LIFT UNT

Johnny Jones pulled aside Jacob Holmen after practice last week to give him a bit of advice.

North Texas' head coach told his freshman forward that he had all the confidence in the world in his ability to become a threat offensively.

Jones just wanted him to put in a little extra effort to fine tune his touch.

That advice paid off on Monday when Holmen came through in the clutch for the Mean Green in a 71-69 win over Texas Southern at the Super Pit.

The game was tied when Josh White drove the length of the floor and kicked the ball to Holmen, who had little choice but to hoist a 15-foot jumper with three seconds left. The shot fell and UNT hung on for the win on a milestone night for head coach Johnny Jones, who picked up the win in his 250th game with the Mean Green.

"Jacob is an excellent shooter," Jones said of Holmen, who came into the night shooting 41.7 percent from the field. "I know what he is capable of. We have guys who come to practice early and stay late. He has a chance to be a great basketball player, but to do that you have to put in the time and energy. He was able to do that. I have a lot of confidence in him."

UNT (8-4) needed Holmen more than ever in its game against TSU (4-8). Starting power forward Eric Tramiel, a pre-season first-team All-Sun Belt Conference selection, injured his right hand and wrist when he was taken down under the basket at the 17:19 mark of the first half.

Jones said after the game that Tramiel will have X-rays on his hand and wrist, the same one he injured in a win over Louisiana-Monroe on Dec. 13.

"When I saw Eric go down, I knew coach Jones would come looking for me," Holmen said. "I didn't know that I would play that much, but when I went in, I knew I had to step up for my team. I grew up a little bit tonight. My team needed me."

Holmen finished with 12 points on an efficient 5-for-7 shooting performance from the field that helped fill the void when UNT lost Tramiel, who came into the night averaging 12.3 points a game.

"Eric is our heart and soul," UNT guard Tristan Thompson said. "Jacob came in and made play after play for us. He grew up for us tonight."

Holmen attributed his performance in large part to the ex-

tra work he put in after Jones pulled him aside to talk about what he needed to do to become a better player.

"I was leaving practice early when coach Jones called me back and told me I needed to shoot after practice," Holmen said. "It paid off."

Holmen was one of four UNT players who finished in double figures. Thompson led UNT with a game-high 21 points and continued his recent scoring tear. The junior has scored in double figures in four straight games and reached the 20-point mark in three of those games.

White added 12 and Shannon Shorter came off the bench to add 11. Deandre Hall scored 20 points for TSU.

UNT needed its balanced attack to come back after falling behind 24-18 midway through the first half. The Mean Green answered with a 10-0 run.

Thompson scored to start the surge and then set up White for a 3-pointer.

Collin Mangrum scored five straight to cap the run.

The former Howe standout, who came into the day averaging 5.1 points a game, scored all nine of his points in the first half after making his first start of the season. Jones said he put Mangrum in the lineup after he has excelled in practice the last few weeks.

Thompson scored 10 points before the break, including the final two of the half that gave the Mean Green a 35-30 lead at halftime.

TSU opened the second half on an 11-0 run and led 41-35 before the Mean Green regained the lead. UNT pushed its edge to as many as six points twice, the final time at 59-53.

UNT couldn't put TSU away and needed Holmen's jumper at the end to seal a memorable win for Jones. The former LSU standout improved to 134-116 in nine seasons at UNT and moved into a tie with Bill Blakeley for second on UNT's wins list.

Blakeley posted a 134-85 record at UNT from 1976-83. Pete Shands, who posted a 224-258 record from 1935-59, holds the record for wins at UNT.

"It's nice to coach 250 games at one place," Jones said. "I have been blessed to have great players and staff who have allowed me to be here for that many games. To be mentioned in the same breath with coach Blakeley is great."

BRETT VITO, DENTON RECORD-CHRONICLE - DEC. 19, 2009

EX-GUARDS JONES, THOMAS MEET AGAIN AS COACHES

Johnny Jones remembers former LSU head coach Dale Brown turning to him on the bench during the 1981 Final Four and asking him to do what few players have ever accomplished.

A berth in the national title game was on the line in the Tigers' semifinal against Indiana at the Spectrum in Philadelphia, and Brown needed someone to shut down the Hoosiers' guards, especially Isiah Thomas.

The details of what happened after Jones went into the game have faded over the years, but North Texas' head coach could recall the basics this week while preparing for a rematch of sorts at the Super Pit today when the Mean Green will take Florida International, where Thomas is now the head coach.

"Isiah was extremely quick," Jones said. "I can't say that I was in there long, and it was a lot of years ago. If they didn't have any tape, I would tell you I was letting him have it, but I am sure they have some old footage that would show that isn't the case."

Jones missed all three of his shots in what turned out to be the final game of his freshman season, while Thomas scored 14 points in Indiana's 67-49 win.

"We put Johnny in there for a spark," Brown said Saturday. "Whenever you put him in the game, something positive was going to happen. He was so quick and anticipated what was going to happen so well. That's why I gave him the nickname 'The Bullet.'"

Indiana went on to beat North Carolina for the national title two days later, which left Jones and the rest of his LSU teammates to wonder what might have been.

If it wasn't for the unusual path that Thomas has followed to FIU, Jones would never have had to dig back through his memories of that game.

Thomas, after all, was on a completely different path in the world of basketball in the years following that game.

Jones stayed on at LSU as an assistant coach under Brown following his playing career and rose through the ranks before landing at UNT, where he has built one of the school's most successful programs.

Thomas went on to become one of the greatest players in NBA history before a tumultuous coaching career

with the Indiana Pacers and New York Knicks led him to start over at FIU, a struggling Sun Belt Conference program.

"This job gives me a chance to give back to the game that helped me so much," Thomas said. "I didn't think I would live past 18, but have gotten to travel the world and meet presidents because of basketball."

Starting over in the sunshine

Thomas essentially ducked out of the spotlight -- which had been focused on him dating back to his days at Indiana -- when he took over at FIU last April after a whirlwind courtship that lasted just a few days.

Thomas helped lead the Detroit Pistons to two NBA titles in a Hall of Fame playing career before running into problems while coaching the Knicks.

Madison Square Garden, which owns the Knicks, was ordered to pay \$11.6 million in 2007 to a former team executive who alleged she was sexually harassed by Thomas, who maintained his innocence. Thomas was never found personally liable.

Thomas finished 23-59 in his final season as the Knicks coach and was fired, ending what began as a promising NBA coaching career. Thomas, who has a 187-223 record as an NBA coach, took the Pacers to the playoffs three times before coaching the Knicks.

FIU provided the perfect spot for Thomas to start over.

"The weather was attractive, and we have the 25th -largest student enrollment in the country," Thomas said. "I will have the chance to take FIU from the bottom to the top. I have taken on difficult challenges throughout my career."

FIU has struggled throughout its history and hasn't posted a winning record since the 1999-2000 campaign. The Golden Panthers finished 13-20 in their final year under Sergio Rouco last season and actually went 2-80 from the 2002-03 to 2005-06 seasons.

FIU (3-10, 0-1) hasn't been nearly as bad as it was during that stretch, but has lost seven of its last eight games.

Continued on next page ...

Continued from previous page ...

BRETT VITO, DENTON RECORD-CHRONICLE - DEC. 19, 2009

CONTINUED: EX-GUARDS JONES, THOMAS MEET AGAIN AS COACHES

The latest of those games was a 59-53 loss to Denver in FIU's Sun Belt opener on Thursday. It's those close misses that have built the confidence of FIU's players.

"Coach has such a big reputation," FIU senior forward Marlon Bright said. "Learning from him makes those long practices more interesting. If anyone knows what he is doing, it's him."

For FIU and Thomas, the focus is on putting the Golden Panthers back on solid ground for the long-term while injecting some life into the program.

The publicity FIU has received has helped the school move toward that goal.

"Being a senior, I have been around a while," Bright said. "There is a buzz around the program because of coach's resume and history in the game. It's been enjoyable. We are trying to learn as much as we can from him. He is such a charismatic person."

Jones knows what Thomas is in for

Thomas and Jones spoke at length for the first time at the Sun Belt meetings earlier this year. Thomas will never forget the gesture Jones made.

"We got reacquainted at the conference meetings," Thomas said. "Johnny has been extremely helpful. He talked to me about the league and what it is like coaching in college. I am grateful that he opened his arms to me and pulled me aside to talk."

If there is anyone in the Sun Belt who knows what Thomas faces and how to turn a program around, it's Jones.

UNT had won just 20 games combined in the four seasons before Jones took over the Mean Green before the 2001-02 season. UNT has won at least 20 games in Jones' last three campaigns and advanced to the 2007 NCAA Tournament.

"Without a doubt there are a lot of parallels," Thomas said. "The cupboard was bare here. This is a foundation year. We are trying to dig out of a hole by recruiting better players and building a program."

Hargrave Military Academy forward Dominique Ferguson, a player Rivals.com ranks No. 40 on its list of


the top players in the Class of 2010, has committed to FIU.

Players like Ferguson could put FIU on the same level as UNT.

For now, it's FIU and Thomas who will be the underdogs in a matchup with UNT and Jones, who believes it could just be a matter of time before Thomas is back at the top of the game just like he was the first time they met back in the Final Four.

"Isiah is a great coach and a tremendous teacher," Jones said. "It's tough when you are implementing your system. He will have a chance to put a mark on that program."

JOSH WHITE



GEORGE ODUFUWA




NORTH TEXAS BASKETBALL

ALL-SUN BELT SELECTIONS



TRISTAN THOMPSON



ERIC TRAMIEL