





NORTH TEXAS BASKETBALL



2010 SUN BELT TOURNAMENT GUIDE



NORTH TEXAS BASKETBALL

Stephen Howard, Asst. Director Media Relations
 Office: 940.369.8548 • Cell: 817.793.5199
 stephen.howard@unt.edu • meangreensports.com

2009-10 SCHEDULE

NOVEMBER

13	Cameron	W 80-62
18	at UT Arlington	W 101-99 (2OT)
21	at Oklahoma State	L 82-68
24	Jackson State	W 68-58
28	at Boise State	L 79-73

DECEMBER

2	Univ. of the Southwest	W 91-62
5	at Rice	W 64-62
7	at Texas A&M	L 75-65
13	ULM*	W 79-62
20	Florida International*	L 80-70 (OT)
22	Southeastern Louisiana	W 71-61
28	Texas Southern	W 71-69
31	at UALR*	W 83-78

JANUARY

2	at Arkansas State*	L 71-56
7	at Louisiana-Lafayette*	L 74-72
9	New Orleans*	W 71-57
14	at Troy*	W 75-72
16	Arkansas State*	L 83-70
21	South Alabama*	W 86-78
28	at Western Kentucky*	W 84-83 (OT)
30	at Middle Tennessee*	L 69-64

FEBRUARY

4	Florida Atlantic*	W 86-69
6	at Florida International*	W 68-66
11	at New Orleans*	W 68-46
13	Denver*	W 64-59
15	at Houston Baptist	W 107-87
20	UALR*	W 83-65
25	Louisiana-Lafayette*	W 65-57
27	at ULM*	W 74-71

MARCH

7	No. 7 ULL / No. 10 ULM%	8:45 p.m.
8	SBC Tournament Semifinals%	8:30 p.m.
9	SBC Tournament Finals%	6 p.m.

% Tournament held in Hot Springs, Ark.

* Sun Belt Conference Game

All times Central

NT BASKETBALL SUN BELT TOURNAMENT GUIDE



Hot Springs, Ark. • Summit Arena (6,000)
 March 6-9, 2010

Radio: MGRN - 88.1 KNTU-FM, 100.7 KWRD-FM
 Hank Dickenson (PBP), Steven Bartolotta (Analyst)

TV: Semifinals - Sun Belt Network (ESPN Full-Court Package)
 Finals - ESPN2

On Tap

No. 2 seeded North Texas finished the regular season tied for the best record in the Sun Belt at 13-5, and clinched its first-ever opening-round bye in the SBC Tournament. The Mean Green was the preseason favorite to win the West Division, and followed up with its first division title since joining the league in 2000. Winners of at least 20 games in each of the last four seasons, North Texas will face the winner of No. 7 Louisiana-Lafayette and No. 10 ULM in the Sun Belt Tournament quarterfinals.

Quick Hitters

- Only three teams in the history of the Sun Belt have had four players selected to the all-conference teams - VCU in 1981, South Alabama in 2008 and North Texas in 2010. George Odufuwa earned second-team honors, while Tristan Thompson, Eric Tramiel and Josh White were all named to the third team.

- North Texas went undefeated during the month of February (8-0) for just the third time in school history, and this eight game streak ties for the fourth longest in school history. Nationally, this eight game streak is tied for the eighth longest current winning streak in the NCAA.

- Since 2007, North Texas has posted a 7-2 record in the Sun Belt Tournament. NT is just three seasons removed from the 2007 Sun Belt championship and NCAA Tournament berth. North Texas has advanced past the first round of the SBC Tourney in each of the last three years, and advanced past the quarterfinals twice in that span.

NORTH TEXAS MEAN GREEN probable starters

Pos	No	Name	Ht	Wt	Yr	Pts	Pts / Reb / Other
G	10	Josh White	5-10	175	Jr.	Baton Rouge, La.	14.9 / 1.9 / 3.6 apg
G	14	Tristan Thompson	6-5	190	Jr.	Angleton, Texas	14.0 / 3.3 / 41.9 3fg%
G	21	Shannon Shorter	6-4	200	Jr.	Houston	6.8 / 3.7 / 2.2 apg
F	25	Eric Tramiel	6-7	230	Sr.	Shreveport, La.	12.6 / 5.3 / 55.3 fg%
F	4	George Odufuwa	6-8	240	Jr.	Dallas	11.5 / 10.4 / 61.3 fg%

NORTH TEXAS off the bench

Pos	No	Name	Ht	Wt	Yr	Pts	Pts / Reb / Other
G	1	Dominique Johnson	5-10	162	Sr.	Kansas City, Mo.	6.8 / 1.8 / 2.3 apg
G	3	Alzee Williams	6-4	168	Fr.	Dallas	2.0 / 0.8 / 6 steals
G	11	Antwone Matlock	6-1	177	Sr.	Dallas	0.6 / 0.2 / 3.8 mpg
G	12	Nick Goff	6-4	180	Fr.	Columbus, Ohio.	0.7 / 0.7 / 1-2 fg
C	15	Ben Knox	6-10	221	Fr.	Arlington, Texas	0.6 / 1.0 / 4 blocks
G	20	Collin Mangrum	6-4	190	Jr.	Howe, Texas	4.0 / 1.5 / 88.2 ft%
F	30	Jacob Holmen	6-8	220	Fr.	Whitehouse, Texas	5.2 / 2.5 / 80.6 ft%
F	32	Jamie Egenti	6-8	265	Jr.	Watauga, Texas	0 / 0 / 7 minutes
G	33	Tyler Hall	6-2	175	So.	Pampa, Texas	2.0 / 0 / 1-2 fg
F	42	Cameron Spencer	6-8	264	Jr.	Orange, Texas	1.3 / 2.6 / 44.4 fg%

ATHLETIC MEDIA RELATIONS

Eric Capper - Asst. AD/Media Relations
940-565-2476 • eric.capper@unt.edu

Stephen Howard - Asst. Director (MBB)
940-369-8548 • 817-793-5199 (cell)
stephen.howard@unt.edu

Media Information

Credentials

Working press credentials can be requested by contacting Stephen Howard (940-369-8548). Full-season and single-game passes will be mailed whenever possible. If not, they will be left at the Will Call table located at Gate C in the Super Pit.

Player Interviews

All interviews with North Texas players must be arranged through the Media Relations Office. Please contact Stephen Howard.

Johnny Jones Interviews

All interviews with North Texas head coach Johnny Jones must be arranged through the Media Relations Office. Please contact Stephen Howard.

Post-Game Interviews

The Mean Green locker room is closed after home games. Coach Jones and requested players will be available for interviews in the media room in the Super Pit after a brief cooling off period.

Practice Coverage

North Texas basketball practice is open to the media. Practice times are usually scheduled for 3:30-6 p.m. Players and coaches are available for interviews following each practice, on a prearranged basis through the athletic media relations office.

Quick Facts

Location: Denton, Texas
Founded: 1890
Enrollment: 36,206
Nickname: Mean Green
Colors: Green and White
Home Arena: The Super Pit (10,500)
Affiliation: Division I
Conference: Sun Belt
Head Coach: Johnny Jones (9th Year)
Record at North Texas: 147-120
Overall Record: 162-136
Program All-Time Record: 1,020-1,168-1

Record Selections - North Texas had a school-record, and league-high four players named to Sun Belt All-Conference teams in 2010. As a matter of fact, only two teams in the history of the Sun Belt have had four players selected all-conference - VCU in 1981 and South Alabama in 2008.

North Texas All-Sun Belt Selections

George Odufuwa.....Second Team
Tristan Thompson.....Third Team
Eric Tramiel.....Third Team
Josh White.....Third Team

West Division Champs - North Texas was the overwhelming favorite to win the Sun Belt West Division in the Preseason Poll, and followed through with its first division crown since joining the league in 2000. The Mean Green finished tied for the best record in the Sun Belt (13-5) and will enter the conference tournament as the No. 2 seed.

Winning Streak - With the win at ULM, North Texas extended its winning streak to eight games, which ties with Duke and Oakland for the eighth longest current winning streak in the nation. NT went undefeated in the month of February for just the third time in school history, and for the first time since 1988, when NT advanced to the NCAA Tournament for the first time.

NCAA Current Winning Streaks (as of 3/3/10)

18.....Butler
14.....Utah State
13.....New Mexico, UTEP
11.....Jackson State
10.....Mt. St. Mary's, Wofford
8.....North Texas, Duke, Oakland, Eastern Illinois

Another 20-Win Season - For the first time in school history, North Texas has won at least 20 games in four consecutive seasons. At 21-8 on the season, NT is the only program in the Sun Belt to win 20 games or more in each of the last four seasons. Already the winningest four-year stretch in the program's history, NT has notched a .500 record or better in each of the last six years - the most by NT since 1931.

Free Throw Kings - For a second straight year, NT leads the NCAA in free throws made per game. NT is averaging 20.3 makes per game, which represents 27 percent of the Mean Green's 75.1 points per game - the nation's 57th ranked offense.

INSIDE THE TOURNAMENT

• North Texas has advanced past the first round of the Sun Belt Tournament in each of the last three years, and reached the semifinals twice in that span - including the SBC title in 2007. Since 2006-07, NT has posted a 7-2 record in the tourney.

• Overall, North Texas has an 8-8 record in the Sun Belt Conference Tournament since joining the league in 2000-01. From 2007-09 the SBC used a first-round host site format, and the Mean Green was the only team in the conference to host a game in each of those three seasons.

• The Mean Green is just three years removed from a Sun Belt Conference title and NCAA Tournament trip. NT became the first No. 5 seed to win the Sun Belt title since UAB in 1984 with an 83-75 win over Arkansas State in the Cajundome. Calvin Watson was named the tournament MVP and Ben Bell was named to the all-tournament team. NT earned a No. 15 seed the NCAA Tournament, but fell to No. 2 Memphis, 73-58.

• North Texas won its first Sun Belt West Division title, earning its highest ever seed in the tourney at No. 2. This is North Texas' first opening round bye since joining the league in 2000. NT snagged the No. 4 seed at last year's tournament, which was its highest seed up to that point.

• First up for North Texas in Hot Springs, Ark., will be the winner of No. 7 Louisiana-Lafayette and No. 10 ULM. Oddly enough, those were NT's last two opponents. NT split two meetings with the Ragin' Cajuns this year, but swept ULM.

• Hot Springs is in the second year of a three-year agreement to host the Sun Belt Championships. The format has changed slightly to allow all 13 schools to play in Hot Springs, and two courts will be utilized - Summit Arena and the Hot Springs Convention Center, which are both located under the same roof.

TALE OF THE TAPE

Points Per Game	75.1
Scoring Margin	+4.9
Field Goal Percentage	46.4
Three-Point Percentage.....	34.2
Free Throw Percentage.....	72.2
Rebound Margin	+3.3
Assist Average.	12.3
Turnover Average.....	15.0
Steals Average.....	4.5
Blocks Average.....	2.9

SUN BELT CONFERENCE

WEST DIVISION (through regular season)

Team	Conf.	Overall
North Texas	13 5 .722	21 8 .724
Arkansas State	11 7 .611	16 13 .552
Denver	10 8 .556	17 12 .586
UL-Lafayette	10 8 .556	13 16 .448
ULM	6 12 .333	11 18 .379
UALR	4 14 .222	8 21 .276
New Orleans	3 15 .167	8 21 .276

EAST DIVISION

Team	Conf.	Overall
Middle Tennessee	13 5 .722	19 12 .613
Troy	13 5 .722	18 11 .621
Western Kentucky	12 6 .667	19 12 .613
Florida Atlantic	10 8 .556	14 15 .483
South Alabama	8 10 .444	16 14 .533
Florida Intl.	4 14 .222	7 24 .226

NORTH TEXAS SBC RANKINGS (AS OF 3/1)

Stat	NT	Rank	Leader
Scoring Off.	75.1	2	Troy (76.5)
Scoring Def.	70.2	8	DU (63.0)
Scoring Margin	+4.9	2	MTSU (+5.5)
Free Throw Pct.	72.2	3	MTSU (74.1)
FG Pct.	46.3	3	DU (49.4)
FG Pct. Def.	43.1	4	ASU (40.6)
3-FG Pct.	34.2	9	DU (39.8)
3-FG Pct. Def.	32.0	2	ASU (28.7)
Rebound Off.	36.7	2	ASU (37.9)
Rebound Def.	33.4	6	DU (29.8)
Reb. Margin	+3.3	1	NT (+3.3)
Blocked Shots	2.9	7	ULL (4.5)
Assists	12.3	7	DU (14.8)
Steals	4.5	13	FIU (8.0)
TO Margin	-1.9	12	FAU (+2.1)
A/TO Ratio	0.8	10	DU (1.3)
Off. Rebounds	10.7	8	USA (12.6)
Def. Rebounds	26.0	2	ASU (26.5)
Def. Rebound %	69.5	4	MTSU (73.3)
Off. Rebound %	32.7	6	ULM (36.1)
3-FG's Made	5.6	9	DU (8.0)

INDIVIDUAL SBC RANKINGS (AS OF 3/1)

NT Player	Stat	Number	Rank
White	Minutes	35.6	3
	FT%	81.9	4
	PPG	14.9	8
	3FG%	41.5	8
	Assist	3.6	9
Odufuwa	A/TO	1.2	10
	Rebound	10.4	1
	D-Rebound	7.5	1
	FG%	61.0	2
Thompson	O-Rebound	3.0	3
	FT%	81.6	5
Tramiel	3FG%	41.9	7
	FG%	55.3	6

400 Club - Josh White and Tristan Thompson are just the 14th set of teammates in NT history to both record 400 points in a season. White, who has 433 points already, is just the 15th NT player to have multiple 400-point campaigns after scoring 404 as a freshman in 2007-08. Thompson has 405 points this year.

Record Book Boards - George Odufuwa ranks 12th in the country in rebounding at 10.4 per game, and became just the fourth player in school history to pull down 300 bards in a single season. The junior ranks fifth in school history with 303 boards this year.

Double-Double-Odufuwa - George Odufuwa is hauling 11.5 points per game and a Sun Belt high 10.4 rebounds per game, which makes the junior one of just 22 players in the nation averaging a double-double. Odufuwa has 12 double-doubles this year, and 14 in his career.

Pit Power - North Texas finished the 2009-10 season with a 12-2 mark at the Super Pit. Only four teams in school history have had more wins at the Super Pit.

Told You He Could Pass! - Josh White tallied six assists against UALR, which put him over 100 for the season and into the Mean Green record books. The junior already has 231 career dimes, which ranks 10th in NT history.

Racking Up Conference Wins - North Texas is 13-5 in Sun Belt play, which ties the school record for conference wins.

The last time NT had 13 conference wins was back in 1926-27, when John Reid led his squad to a 13-2 record en route to the Texas Intercollegiate Athletic Association title.

E.T. Bringing It Home - There's no denying that Eric Tramiel has been electric since his return from injury 13 games ago, but his return has awakened the Mean Green as well. The senior is averaging 13.8 points on 58.9% shooting, and NT is 11-2 since Tramiel's return to the court.

Road Warriors - Winning on the road is what separates the good teams from the elite, and NT has been the Sun Belt's top road team in 2009-10. The Mean Green is 9-6 away from the Super Pit this year, which is the best true road record in the league, and ties the 1976-77 NT squad for the school record.

Difference Making D - North Texas has the NCAA's 57th ranked scoring offense (75.1 ppg), but it's defense has been the key to this year's success. The Mean Green is 15-0 this year when it holds its opponents to under 45 percent shooting. Great in close games, NT is 7-1 in games decided by three points or less.

Two In The Top 30 - This 2009-10 Mean Green squad now has two players among the top 30 scorers in program history. Tristan Thompson ranks 23rd with 963 career points. Josh White, NT's leading scorer at 14.9 per game, ranks 12th in NT history with 1,198 points.

NORTH TEXAS ROSTER

NO	NAME	POS	HT	WT	YR	HOMETOWN (LAST SCHOOL)
1	Dominique Johnson	G	5-10	162	Sr.	Kansas City, MO (Arkansas-Fort Smith)
3	Alzee Williams	G	6-4	168	Fr.	Dallas, TX (Miss. Elite Christian Academy)
4	George Odufuwa	F	6-8	240	Jr.	Dallas, TX (Arizona State)
10	Josh White	G	5-10	175	Jr.	Baton Rouge, LA (Christian Life Academy)
11	Antwone Matlock	G	6-1	177	Sr.	Dallas, Texas (Trinidad State)
12	Nick Goff	G	6-4	180	Fr.	Columbus, Ohio (St Francis DeSales)
14	Tristan Thompson	G	6-5	190	Jr.	Angleton, TX (Brewster Academy)
15	Ben Knox	C	6-10	221	RFr.	Arlington, TX (Grace Prep Academy)
20	Collin Mangrum	G	6-5	190	Jr.	Howe, TX (Howe HS)
21	Shannon Shorter	G	6-4	200	Jr.	Houston, TX (Paris JC)
23	Richard Thomas	G	6-5	190	Jr.	Rosedale, NY (Garden City CC)
24	Kedrick Hogans *	F	6-7	215	Jr.	New Orleans, LA (Karr HS)
25	Eric Tramiel	F	6-7	230	Sr.	Shreveport, LA (Paris JC)
30	Jacob Holmen	F	6-8	220	Fr.	Whitehouse, TX (Whitehouse HS)
32	Jamie Egenti	F	6-8	265	Jr.	Watauga, TX (North Lakes College)
32	Tyler Hall	G	6-2	175	So.	Pampa, TX (Pampa HS)
42	Cameron Spencer	F	6-8	274	Jr.	Orange, TX (Southern Methodist)

* Expected to redshirt the 2009-10 season

Head Coach: Johnny Jones (9th season)
Assistant Coaches: Shawn Forrest, Bill Foy, Charlie Leonard

PRONUNCIATION GUIDE

- 3 Alzee (Al-Z)
- 4 Odufuwa (OH-doo-foo-WAH)
- 11 Antwone (Ann-Twah-N)
- 25 Tramiel (Truh-Mell)

NORTH TEXAS VS THE NCAA

Category	Rank	Stat
Scoring	56	75.1
Scoring Def	221	70.2
Margin	98	4.9
FG%	47	46.4
FG% Def	174	43.1
3FG	225	5.6
3-FG %	167	34.2
3-FG Def	73	32.0
FT %	63	72.2
Reb. Margin	72	3.3
Assists	215	12.3
A/TO	256	0.82
Blocks	218	2.9
Steals	327	4.5
Turnovers	262	15.0
TO Margin	276	-1.9
Fouls	141	18.2

NT IN TOP 250 INDIVIDUAL STATS

NT Player	Stat	Number	Rank
White	PPG	14.9	224
	FT%	81.9	113
	APG	3.6	203
Thompson	FT%	81.6	117
Odufuwa	RPG	10.4	14
	D-D	12	30

SUN BELT PRESEASON ALL-CONFERENCE TEAMS

First Team

Desmond Yates, Middle Tennessee
 Nate Rohnert, Denver
Eric Tramiel, North Texas
 Brandon Hazzard, Troy
 A.J. Slaughter

Second Team

Chris Gradnigo, Louisiana-Lafayette
Josh White, North Texas
 Richard Delk, Troy
 Sergio Kersch, WKU
 Steffphon Pettigrew, WKU

Third Team

Donald Boone, Arkansas State
 Tony Hooper, Louisiana-Monroe
 Malcolm Thomas, Louisiana-Monroe
 Michael Vogler, Troy
 Jeremy Evans, WKU

SUN BELT PRESEASON COACHES' POLL

East Division

1. Western Kentucky77 (12)
2. Troy62 (1)
3. Middle Tennessee.....53
4. South Alabama40
5. Florida Atlantic.....21
6. Florida International.....20

West Division

1. North Texas.....85 (9)
2. Denver.....73 (1)
3. Louisiana-Lafayette.....56 (1)
4. UALR53 (1)
5. ULM45 (1)
6. Arkansas State36
7. New Orleans.....17

Strong Closers - North Texas has a history of peaking in the month of February under Johnny Jones. Since 2006-07, the Mean Green is 23-8 in Feb., but more importantly, has gone on significant streaks thanks to its February play. NT closed the 2006-07 season with five straight wins over SBC teams, won six of its final eight in '07-08 and won eight of its last 10 games in '08-09.

Take It To The Bank - A halftime lead has been a sure thing for North Texas this year. The Mean Green is 17-0 so far this season when heading into the break with a lead, and 3-0 when tied at the half.

Pressure Pit - The Mean Green has made the Super Pit one of the nation's toughest places to play. NT won a school-record 15 home games in 2007-08, and has won 62 games at the Super Pit over the last five years - the most in any period in school history. As a matter of fact, no other team in the Sun Belt has won more home games since 2006-07 than the Mean Green.

SBC Teams At Home Since 2006-07 (as of 3/3)

Team	Home Wins
North Texas.....	52
South Alabama.....	49
Western Kentucky	48

Eighty Or Bust - One of the highest scoring teams in the nation, North Texas is deadly when it reaches 80 points. The Mean Green ranks 57th in the nation with 75.1 points per game, and is 74-16 all-time under Johnny Jones when scoring 80 or more.

All Alone In Second - Johnny Jones stands alone in second place in North Texas career wins after the 83-78 win over

UALR on New Year's Eve. Jones' 135th win passed Hall-of-Famer Bill Blakeley for second in program history. Blakeley, who compiled a 134-85 mark from 1976-83, also coached the Dallas Chaparrals before they became the San Antonio Spurs. Only one other NT coach has coached more games than Jones - Pete Shands (482 games in 22 years).

North Texas Coaching Wins

1. Pete Shands.....224.....22
3. **Johnny Jones.....147.....9th**
3. Bill Blakeley134.....8

Best In The West- North Texas was tabbed as the favorite in the Sun Belt West Division in every major preseason publication, as well as the league's coaches in the SBC's annual Preseason Poll. NT was picked alone atop the West Division for the first time since joining the league in 2000. The Mean Green garnered the top spot with a league-high 85 points, and nine first place votes. NT was picked in a tie with UALR for the West's top spot in last year's poll.

Deadly From Downtown - One of the all-time great three-point shooting programs, North Texas has now hit a three-pointer in each game dating back to the 1987-88 season - a span of 631 games.

92nd Season - North Texas is playing its 92nd season of basketball, compiling an all-time record of 1,019-1,168-1. North Texas State Normal College, as the school was known in 1917, played its first basketball game on January 17 in a 25-23 loss at home to SMU. Since then, North Texas has hauled in 16 conference titles (14 regular season and two tournament championships) and three postseason appearances (NCAA in 1988, 2007 and NAIA in 1943).

MEAN GREEN RADIO & TV

Every North Texas game will be carried on the Mean Green Radio Network. NT graduate and 1310 The Ticket (KTCK-AM) personality George Dunham will handle the play-by-play duties, with Deputy Athletic Director Hank Dickenson providing analysis. All MGRN broadcasts can be heard in Denton on 88.1 KNTU-FM, in the DFW area on 100.7 KWRD-FM and in Tyler/Longview on 100.7 KPXI-FM.



Each week you can watch the Mean Green Insider TXA-21, Fox College Sports Central, NTV and on-demand at MeanGreenSports.com. The 30-minute show will feature North Texas head coach Johnny Jones along with special features on Mean Green players. The Mean Green Insider can be seen on TXA-21 at 6 a.m. on Saturday's, Fox College Sports Central on Fridays at 6 p.m., on NTV, channel 22 in Denton every Wednesday.

NORTH TEXAS' RECORD WHEN

Overall	21-8
Home	12-2
Road	9-6
Neutral	0-0
Leading at half	17-0
Trailing at half	1-8
Tied at half	3-0
Overtime	1-1
Last minute lead change	3-1
One or two-point games	5-1
Outshoots Opponent	19-1
Outshot by Opponent	2-7
More rebounds	11-4
Less Rebounds	9-3
More offensive boards	6-5
Less offensive boards	12-2
More turnovers	9-7
Less turnovers	8-1
Player(s) foul out	9-5
Opponent(s) foul out	13-3
Has technical foul	1-1
Opponent technical foul	3-1

Scores:

59 and under	0-1
60-69	6-3
70-79	6-4
80-89	6-0
90-99	1-0
100+	2-0

Opponent Scores:

59 and under	5-0
60-69	9-1
70-79	4-4
80-89	2-3
90-99	1-0
100+	0-0

Shoots:

Under 35%	0-1
35-39%	1-2
40-44%	6-3
45-49%	6-2
50%+	8-0

Opponent Shoots:

Under 35%	1-0
35-39%	8-0
40-44%	6-0
45-49%	5-3
50%+	1-5

Free Throws:

Under 60%	1-1
60-69%	7-2
70-79%	10-4
80+%	3-1

Free Throw Attempts:

Under 20 Attempts	0-3
20-29	13-1
30-39	6-4
40-49	1-0
50+	1-0

Field Goal Attempts:

Under 50 FGA	8-2
50-59 FGA	10-5
60-69 FGA	3-1
70+ FGA	0-0

Season Streaks

Longest Win Streak	8 (current)
Longest Losing Streak	2
Current Streak	W 8
Last 10	9-1
Largest Lead	30 vs. UALR
Largest Deficit	19 vs. Texas A&M
Largest Deficit Overcome	16 vs. FIU
Largest Unanswered Streak	14-0 vs. Univ. of the Southwest
Opp. Largest Unanswered Streak	11-0 vs. Texas A&M,
.....	Texas Southern, ULL
With Seroka (since 08-09)	32-11

MEAN GREEN ACCOLADES AND HONORS

North Texas

- Sun Belt Preseason Poll's West Division leader
- Named the Sun Belt West's best preseason squad by ESPN Blue Ribbon, Sporting News, Athlon, Yahoo and Lindy's, among other publications

Eric Tramiel

- Preseason All-Sun Belt Conference First-Team
- Preseason All-Sun Belt team - Sporting News, Athlon, Yahoo, Lindy's (2nd team)
- 2008-09 Third-Team All-Sun Belt

Josh White

- Preseason All-Sun Belt Conference Second-Team
- 2009 Sun Belt All-Tournament team

STARTING LINEUPS & RECORDS

Game	1	2	3	4	5	Result
Cameron	White	Shorter	Thompson	Tramiel	Odufuwa	W 80-62
UT Arlington	White	Shorter	Thompson	Tramiel	Odufuwa	W 101-99 2OT
Oklahoma State	White	Shorter	Thomas	Tramiel	Odufuwa	L 82-68
Jackson State	White	Thompson	Thomas	Tramiel	Odufuwa	W 68-58
Boise State	White	Thompson	Thomas	Tramiel	Odufuwa	L 79-73
Univ Southwest	White	Thompson	Thomas	Holmen	Odufuwa	W 91-62
Rice	White	Thompson	Thomas	Tramiel	Holmen	W 64-62
Texas A&M	White	Thompson	Thomas	Tramiel	Odufuwa	L 75-65
ULM	White	Thompson	Thomas	Tramiel	Odufuwa	W 79-62
Florida International ..	White	Thompson	Thomas	Tramiel	Odufuwa	L 80-70 OT
Southeastern Louisiana	White	Thompson	Thomas	Tramiel	Odufuwa	W 71-61
Texas Southern	White	Thompson	Mangrum	Tramiel	Odufuwa	W 71-69
UALR	White	Thompson	Mangrum	Holmen	Odufuwa	W 83-78
Arkansas State	White	Thompson	Mangrum	Holmen	Odufuwa	L 71-56
Louisiana-Lafayette ..	White	Thompson	Shorter	Holmen	Odufuwa	L 74-72
New Orleans	White	Shorter	Thomas	Holmen	Odufuwa	W 71-57
Troy	White	Shorter	Thomas	Holmen	Odufuwa	W 75-72
Arkansas State	White	Shorter	Thomas	Holmen	Odufuwa	L 83-70
South Alabama	White	Thompson	Shorter	Tramiel	Odufuwa	W 86-78
Western Kentucky	White	Thompson	Shorter	Tramiel	Odufuwa	W 84-83 OT
Middle Tennessee	White	Thompson	Shorter	Tramiel	Odufuwa	L 69-64
Florida Atlantic	White	Thompson	Shorter	Tramiel	Odufuwa	W 86-69
Florida International ..	White	Thompson	Shorter	Tramiel	Odufuwa	W 68-66
New Orleans	White	Thompson	Shorter	Tramiel	Odufuwa	W 68-48
Denver	White	Thompson	Shorter	Tramiel	Odufuwa	W 64-59
Houston Baptist	White	Thompson	Shorter	Tramiel	Odufuwa	W 107-87
UALR	White	Thompson	Shorter	Tramiel	Odufuwa	W 83-65
Louisiana-Lafayette ..	White	Thompson	Shorter	Tramiel	Odufuwa	W 65-57
ULM	White	Thompson	Shorter	Tramiel	Odufuwa	W 74-71

MEAN GREEN MILESTONE GAMES

Double Figure Points

Josh White	24
Tristan Thompson	21
George Odufuwa	21
Eric Tramiel	19
Shannon Shorter	10
Jacob Holmen	5
Richard Thomas	4
Collin Mangrum	3
Dominique Johnson	1
Alzee Williams	1

Double-Doubles

George Odufuwa	12
Shannon Shorter	1
Eric Tramiel	1

20+ Point Games

Tristan Thompson	6
Josh White	4
Eric Tramiel	2
George Odufuwa	1

30+ Point Games

Josh White	1
------------------	---

Three Or More Blocks

George Odufuwa	3
Eric Tramiel	1

Double Figure Rebounds

George Odufuwa	14
Shannon Shorter	1
Eric Tramiel	1

Five Or More Assists

Josh White	10
Shannon Shorter	5
Tristan Thompson	2
George Odufuwa	1

THE LAST TIME A MEAN GREEN PLAYER ...

Had 30 or more points

35 - Josh White vs. UT Arlington, 11/18/09

Had 15 or more rebounds

16 - George Odufuwa vs. ULM, 2/27/10

Had 10 or more assists

13 - Terence White vs. Texas A&M Corpus Christi, 2/02/00

Had 5 or more blocks

5 - Jeffrey Simpson vs. UALR, 3/03/06

Had 5 or more steals

5 - Rich Young vs. Rice, 11/18/06

Made 90% or more FGA (min 5 att)

1.000 - George Odufuwa vs. UALR (7-7), 2/20/10

Made 80% or more FGA (min 5 att)

.800 - Collin Mangrum vs. UALR (4-5), 2/20/10

Made 70% or more FGA (min 5 att)

.750 - Tristan Thompson vs. ULL (6-8), 2/25/10

.714 - George Odufuwa vs. ULL (5-7), 2/25/10

Made 100% FTA (min 5 att)

1.000 - Josh White vs. UALR (6-6), 2/20/10

Made 90% or more FTA (min 5 att)

.923 - Josh White vs. Denver (12-13), 2/13/10

Made 8 or more 3PT's

8 - Joe Ervin vs. Arkansas, 12/30/98

Had a double-double (pts/rbs)

George Odufuwa vs. ULM (10 pts / 16 reb), 2/27/10

Had consecutive double-doubles (pts/rbs)

2 - George Odufuwa vs. ULL (2/25/10), ULM (2/27/10)

4 - George Odufuwa vs. ASU (1/16/10), USA (1/21/10), WKU (1/28/10), MTSU (1/30/10)

Had a double-double (pts/asst)

Terence White vs. Texas A&M-CC (15 pts /13 asst), 12/2/00

Had a triple-double (pts/rbs/asst)

Jesse Ratliff vs. Sam Houston St. (20pts/16reb/10asst), 2/18/93

Had a perfect shooting night (min 5 fg & ft att)

Tristan Thompson vs. Sam Houston St. (6-6 fg/2-2 3fg/6-6 ft), 12/3/08

THE LAST TIME A MEAN GREEN TEAM ...

Scored 100 or more points

107 - vs. Houston Baptist, 2/15/10

Allowed 100 or more points

100 - vs. Oklahoma State, 11/17/08

Scored 50 or fewer points

48 - vs. Princeton, 12/05/98

Held an opponent under 50 points

46 - vs. New Orleans, 2/11/10

Won an overtime game

84-83 (OT) - vs. Western Kentucky, 1/28/10

Had 50 or more rebounds

50 - vs. Cameron, 11/13/09

Had 20 or more assists

24 - vs. Houston Baptist, 2/15/10

Had 10 or more steals

10 - vs. Middle Tennessee, 1/27/08

Had 5 or more blocks

5 - vs. New Orleans, 2/11/10

Five or more players in double-figures

5 - vs. UALR, 2/20/10

Made 60% or higher FGs

.638 - vs. Florida Atlantic (30-47), 2/4/10

Made 50% or higher 3pt FGs

.500 - vs. ULM (7-14), 2/27/10

Made 90% or higher FTs

.905 - vs. UT Arlington (19-21), 12/29/08

NORTH TEXAS RECORDS WATCH

Career Scoring

9.....1,306	Melvin Davis.....	1975-78
10.....1,253	Calvin Watson.....	2004-07
11.....1,207	David Miller.....	1995-98
12.....1,198	Josh White.....	2008-Pr
13.....1,166	Willie Davis.....	1965-68
14.....1,119	Jim Mudd.....	1959-60
15.....1,092	Joe Hamilton.....	1969-70
16.....1,090	Joe Manning.....	1978-79
17.....1,012	Deon Hunter.....	1987-89
18.....1,002	David Vasher.....	1979-82
19.....996	Rubin Russell.....	1965-67
20.....990	David Burns.....	1962-65
21.....968	Delonte Taylor.....	1980-82
23.....963	Tristan Thompson.....	2008-Pr
22.....954	Pat Kelley.....	1950-53

Career Free Throw Percentage (min. 90 att)

1.....87.08	Garland Bailey.....	1963-64
2.....85.07 (359-422)	Josh White.....	2008-Pr
3.....82.93 (102-123)	Dominique Johnson.....	2009-Pr
4.....82.38	Leonard Hopkins.....	2002-05
5.....81.91	Tom Etchison.....	1994-95
6.....81.62	Joe Hamilton.....	1969-70
7.....81.52	Jon Manning.....	1978-79
8.....80.17 (287-358)	Tristan Thompson.....	2008-Pr
9.....79.31	Donell Hayden.....	1991
10.....79.19	Cedric Carson.....	1991-92

Career Field Goal Percentage

1.....585	John Horrocks.....	1981-83
2.....581	Terry Bailey.....	1974-76
3.....570	Will Smith.....	2000-04
4.....567 (242-427)	Eric Tramiel.....	2009-Pr
5.....559	Adam Smith.....	1993-95
6.....555	Jeffrey Simpson.....	2004-06
7.....554	Sean Riley.....	1995-97
8.....543	Keith Wooden.....	2006-08
9.....540	Keenan DuBose.....	1985-87
10.....539	Xavier Henton.....	1991-94
11.....532 (91-171)	Kedrick Hogans.....	2008-Pr
12.....531	Michael DeGrate.....	2002-04

Career 3-Point Percentage

1.....431	George King.....	1993-96
2.....413	Chad Elstun.....	1995-97
3.....406	Rich Young.....	2005-07
4.....402 (47-117)	Dominique Johnson.....	2009-Pr
5.....391	Calvin Watson.....	2003-07
.....391	Adam McCoy.....	2007-09
7.....390 (110-282)	Tristan Thompson.....	2008-Pr
8.....388 (139-358)	Josh White.....	2008-Pr
9.....377	Collin Dennis.....	2007-09
10.....376	Isaac Hines.....	2004-06

Career 3-Pointers

4.....159	Jerome Rogers.....	2000-04
5.....139	Josh White.....	2008-Pr
6.....138	Deon Hunter.....	1986-89
7.....136	Leonard Hopkins.....	2001-05
8.....132	Chad Elstun.....	1995-97
9.....112	Tom Etchison.....	1993-95
10.....110	Tristan Thompson.....	2008-Pr

Single Season Rebounds

1.....411	Ken Williams.....	1977-78
2.....345	Ken Williams.....	1976-77
3.....331	Willie Davis.....	1964-65
4.....305	Ronnie Morgan.....	1987-88
5.....303	George Odufuwa.....	2009-10
6.....295	Stan Blackmon.....	1973-74
7.....287	Melvin Davis.....	1976-77
8.....285	John Savage.....	1961-62
9.....284	Jim Mudd.....	1958-59
10.....276	Jim Mudd.....	1959-60

Career Assists

7.....249	Deon Alexander.....	1985-87
8.....248	Calvin Williams.....	1997-98
9.....233	Jerome Rogers.....	2000-04
10.....231	Josh White.....	2008-Pr
11.....226	Tom Etchison.....	1993-95

2009-10 SUN BELT TOURNAMENT BRACKET

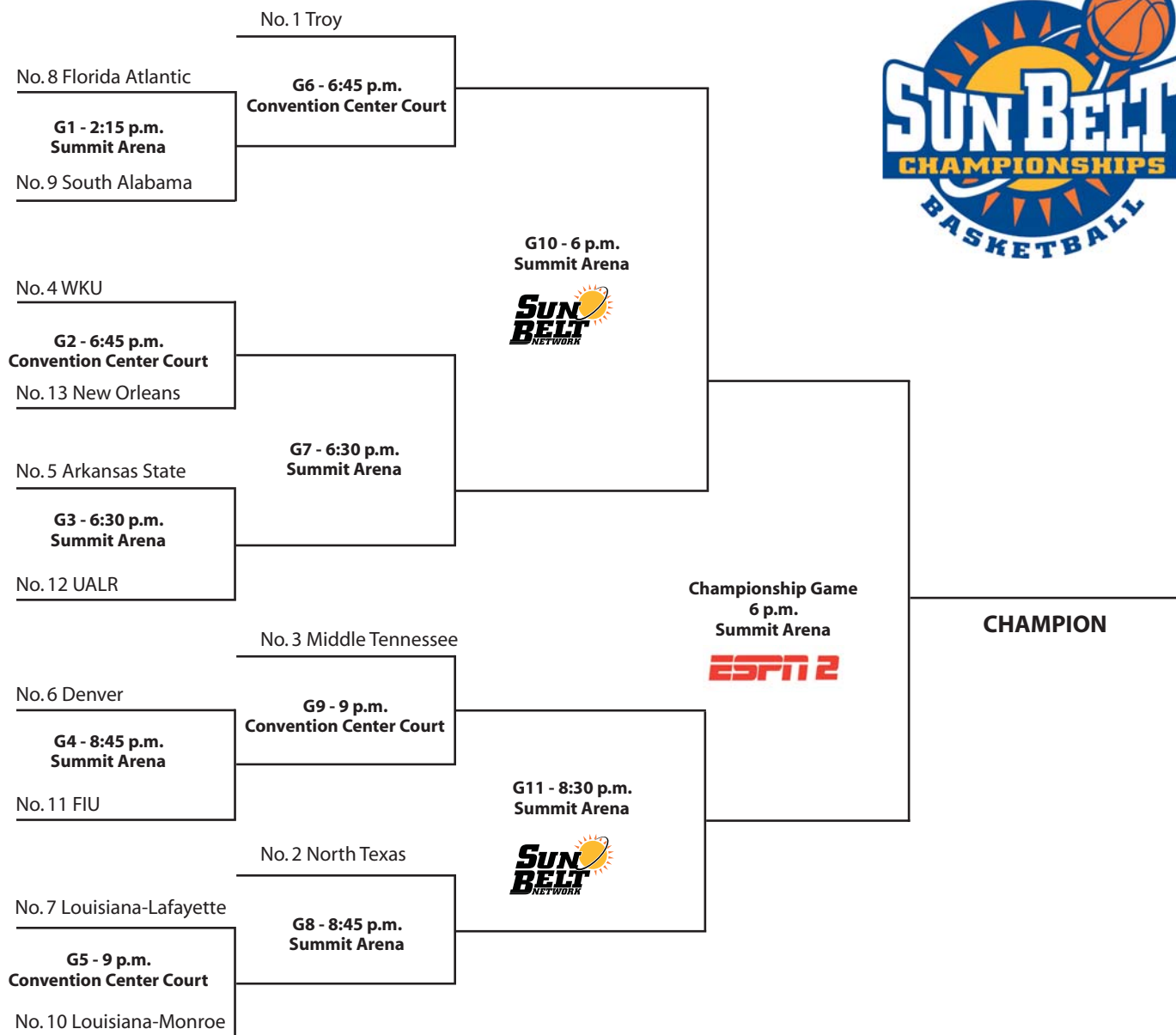
**Sun Belt Conference Men's Basketball Championship
March 6-9 · Summit Arena/Hot Springs Convention Center
Hot Springs, Arkansas**

**First Round
March 6**

**Quarterfinals
March 7**

**Semifinals
March 8**

**Finals
March 9**



JOHNNY JONES head coach

Age: 48
Alma Mater: Louisiana State ('85)
Record: 147-120 (9th Season)
Overall Record: 162-136 (10th season)
Previous Job: Alabama Asst. Coach (2000-01)
Playing Experience: LSU (1980-84)
Hometown: DeRidder, Louisiana
 DeRidder High School (1976-80)

Jones Coaching Experience

Year	School	Position
2001-Cur.	North Texas	Head Coach
2000-01	Alabama	Asst. Coach
1999-00	Memphis	Interim Head Coach
1997-99	Memphis	Assoc. Head Coach
1994-97	LSU	Assoc. Head Coach
1984-94	LSU	Asst. Coach
1987-88	LSU	Admin. Asst.

Jones Year-by-Year

Year	Overall	Conf.	Finish
2001-02	15-14	8-7	4th-West
2002-03	7-21	2-13	6th-West
2003-04	13-15	8-7	3rd West
2004-05	14-14	6-9	T4th-West
2005-06	14-14	6-9	T4th-West
2006-07	23-11	10-8	3rd West*
2007-08	20-11	10-8	3rd West
2008-09	20-12	11-7	2nd West
2009-10	21-8	13-5	
Totals	147-120	74-73	

* Sun Belt Tournament Champion

North Texas Career Coaching Wins

Coach	Wins	Seasons
Pete Shands	224	22
Johnny Jones	147	9th
Bill Blakeley.....	134	8
Jimmy Gales.....	84	7



- **April 16, 2001** - Jones named 16th head coach in North Texas history, taking over for Vic Trilli who compiled a 20-87 record in four years.
- **Nov. 16, 2001** - Jones won his first game as head coach at North Texas, defeating Southwest Missouri State 79-77 at the Super Pit.
- **March 1, 2002** - Jones and the Mean Green defeated Florida International in the Sun Belt Conference Tournament. The game marked NT's first ever victory in the SBC Tournament and its first in any conference tournament since the 1995-96 season.
- **March 2, 2002** - North Texas ended the season with a 15-14 record to give the Mean Green its first winning season in six years. NT posted the nation's third best one season improvement in winning percentage for 2000-01 to 2001-02.
- **Dec. 7, 2002** - Jones led the Mean Green to a victory over Winthrop at the Brother's Air and Heat Championship game, giving North Texas its first regular-season tournament title in more than 20 years.
- **Dec. 6, 2003** - North Texas picked up its biggest margin of victory in school history in a 109-49 win over Hardin-Simmons.
- **Nov. 9, 2005** - Jones and his staff signed four players on the first day of the early signing period and, includ-

- ing Arizona State transfer Keith Wooden, had the 29th ranked class in the nation for the early signing period according to Hoop Scoop.
- **Nov. 18, 2005** - Jones won his 50th game at North Texas with the victory over Hardin-Simmons in the season opener.
- **Nov. 12, 2006** - In what is being referred to as his signature win, Jones' Mean Green toppled NIT participant Charlotte 90-72 on the road.
- **Dec. 19, 2006** - Jones leads the Mean Green to another program first - its first win over Western Kentucky in eight tries.
- **March 6, 2007** - Jones gives NT its first-ever Sun Belt Conference title with an 83-75 win over Arkansas State.
- **March 16, 2007** - North Texas plays in its first NCAA Tournament game since 1988, falling to Memphis 73-58 in the opening round.
- **Nov. 11, 2007** - In front of the largest Super Pit crowd since 1980 (6,793), Jones and the Mean Green knocked off Oklahoma State 82-73.
- **Dec. 1, 2007** - Down 21 points at New Mexico State with 14:20 remaining, Jones and the Mean Green engineer the biggest comeback in school history. NT beat the Aggies 75-72 in regulation.

- **Feb. 2, 2008** - Jones records his 100th win at North Texas with a 60-57 victory over Florida International. Only Bill Blakeley reached the milestone faster at NT.
- **Feb. 20, 2008** - North Texas records one of the most lopsided road victories in school history in a 72-40 drubbing of Louisiana at Monroe. It is the largest margin of defeat in Fant-Ewing Coliseum history, and the least amount of points by an NT opponent since 1994.
- **March 5, 2008** - A win over Arkansas State in the Sun Belt Conference opening round secures a second straight 20-win season for the Mean Green.
- **Dec. 31, 2008** - Jones coaches the 250th game of his career, which has spanned eight seasons at NT and Memphis. Jones has amassed a 129-121 record.
- **Feb. 26, 2009** - With a win over Arkansas State, North Texas secured its 10th conference win for a third straight season, a feat not seen at NT since 1924-27.
- **Nov. 18, 2009** - Broke the 14-year hold UT Arlington had on North Texas with a 101-99 double OT win. The Mavericks had won the previous five meetings.
- **Dec. 31, 2009** - In the last game of the decade, Jones passes Bill Blakeley for 2nd place in school history in career victories with 135 wins.
- **Feb. 27, 2010** - North Texas earns first SBC West title and first-round bye in conference tourney.


1 DOMINIQUE JOHNSON

5-10 • 162 • Sr. • G • 1L • Kansas City, Mo. (Arkansas-Fort Smith)

Expected to miss the remainder of 2009-10 with a broken ankle ... 15 points in 16 minutes in Rice win before leaving with an ankle injury ... Had 9 assists to 4 turnovers ... 2008-09: Finished his first season at NT ranked ninth in school history in assists with 120 ... 120 assists are the most by an NT player since 1999, and ranked 6th in SBC ... 1.69 A/TO ratio ranked 123rd in nation ... Needs just 106 assists to reach NT's career top 10 list ... 83.8 FT% ranked second on the squad and 60th in the nation ... One of four NT players to average double figures (11.0 ppg) ... Posted two 20-point efforts.

CAREER HIGHS

Points: 20, last vs. WKU (3/09/09)
 FG Made: 8, last vs. WKU (3/09/09)
 3-FG Made: 4, last vs. WKU (3/09/09)
 FT Made: 9 vs. Indiana St. (11/23/08)
 Assists: 7, last vs. ULL (2/7/09)
 Rebounds: 6 vs. Arkansas St. (1/10/09)
 Steals: 3, last vs. Denver (1/15/09)
 Blocks: 1, last vs. JSU (11/24/09)
 Minutes: 48 vs. Arkansas St. (1/10/09)



Opponent	Date	gs	min	Total		3-Pointers		Free throws		Rebounds				Other				pts	avg	
				fg-fga	pct	3fg-fga	pct	ft-fga	pct	off	def	tot	avg	pf	a	t/o	blk			stl
at UT Arlington	11/18/09		15	1-5	.200	0-2	.000	1-2	.500	0	1	1	1.0	2	3	1	0	1	3	3.0
at Oklahoma State	11/21/09		19	2-6	.333	0-1	.000	5-6	.833	0	3	3	2.0	1	1	0	0	0	9	6.0
JACKSON STATE	11/24/09		10	0-2	.000	0-1	.000	0-0	.000	0	2	2	2.0	2	2	2	1	0	0	4.0
at Rice	12/05/09		16	5-6	.833	3-4	.750	2-2	1.000	0	1	1	1.8	1	3	1	0	2	15	6.8
Totals		0	60	8-19	.421	3-8	.375	8-10	.800	0	7	7	1.8	6	9	4	1	3	27	6.8

Games played: 4
 Minutes/game: 15.0
 Points/game: 6.8
 FG Pct: 42.1
 3FG Pct: 37.5
 FT Pct: 80.0

Rebounds/game: 1.8
 Assists/game: 2.3
 Turnovers/game: 1.0
 Assist/turnover ratio: 2.3
 Steals/game: 0.8
 Blocks/game: 0.3

CAREER STATS

Season	gp-gs	min/avg	Total		3-Point		F-Throws		Rebounds				Scoring							
			fg-fga	pct	fg-fga	pct	ft-fga	pct	off	def	tot	avg	pf	fo	ast	to	blk	stl	pts	avg
2008-09	32-24	970/30.3	107-252	.425	44-109	.404	93-111	.838	22	77	99	3.1	56	0	120	71	1	35	351	11.0
2009-10	4-0	60/15.0	8-19	.421	3-8	.375	8-10	.800	0	7	7	1.8	6	0	9	4	1	3	27	6.8
TOTAL	36-24	1030/28.6	115-271	.424	47-117	.402	101-121	.835	22	84	106	2.9	62	0	129	75	2	38	378	10.5

3 ALZEE WILLIAMS

6-4 • 168 • Fr. • G • HS • Dallas (Mississippi Elite Christian Academy)

Averaging 8.2 minutes spelling Josh White, and as a defensive specialist ... Last 4 games: 7-13 fg, 4-5 from 3-point, 6 rebounds, 21 points ... Made key defensive stop in win over FIU ... Exploded for a career-high 12 points on 5-of-5 shooting in NT's win over FAU ... Poured in 7 points in 7 minutes at HBU, and had 3 rebounds and 2 steals ... Has 5 point outings vs UTA and Jackson State, and 4 points in 7 minutes vs SLU ... Tallied an assist and a block at UALR ... 2008-09: Honed his shooting game at Miss. Elite Christian Academy, averaging over 20 ppg ... Was the District 13-4A MVP at Lincoln High School.

CAREER HIGHS

Points: 12 vs. FAU (2/4/10)
 FG Made: 5 vs. FAU (2/4/10)
 3-FG Made: 2 vs. ULM (2/27/10)
 FT Made: 3, vs. UALR (2/20/10)
 Assists: 1, last vs. UALR (2/20/10)
 Rebounds: 3, last vs. UALR (2/20/10)
 Steals: 2 vs. HBU (2/15/10)
 Blocks: 1, last vs. UALR (12/31/09)
 Minutes: 23 vs. UTA (11/18/09)



Opponent	Date	gs	min	Total		3-Pointers		Free throws		Rebounds				pf	a	t/o	blk	stl	pts	avg
				fg-fga	pct	3fg-fga	pct	ft-fa	pct	off	def	tot	avg							
CAMERON	11/13/09		14	1-2	.500	0-1	.000	0-0	.000	0	1	1	1.0	1	0	0	0	0	2	2.0
at UT Arlington	11/18/09		23	1-2	.500	0-1	.000	3-4	.750	1	1	2	1.5	4	0	1	0	1	5	3.5
at Oklahoma State	11/21/09		3	0-0	.000	0-0	.000	0-0	.000	0	0	0	1.0	1	0	1	0	0	0	2.3
JACKSON STATE	11/24/09		10	2-3	.667	1-2	.500	0-0	.000	0	2	2	1.3	2	0	0	0	0	5	3.0
at Boise State	11/28/09		7	0-2	.000	0-1	.000	0-0	.000	0	0	0	1.0	0	0	0	0	0	0	2.4
UNIVERSITY OF THE SO	12/02/09		16	0-4	.000	0-2	.000	1-2	.500	0	2	2	1.2	1	1	1	1	1	1	2.2
at Rice	12/05/09		12	1-2	.500	0-0	.000	0-0	.000	0	1	1	1.1	0	0	1	0	0	2	2.1
at Texas A&M	12/07/09		3	0-0	.000	0-0	.000	0-0	.000	0	0	0	1.0	0	0	1	0	0	0	1.9
ULM	12/13/09		4	0-4	.000	0-1	.000	0-0	.000	0	0	0	0.9	0	0	0	0	0	0	1.7
FIU	12/20/09		10	0-2	.000	0-2	.000	0-0	.000	0	1	1	0.9	1	0	0	1	0	0	1.5
SOUTHEASTERN	12/22/09		7	1-3	.333	0-2	.000	2-2	1.000	0	0	0	0.8	0	0	1	0	0	4	1.7
TEXAS SOUTHERN	12/28/09		5	0-2	.000	0-1	.000	0-0	.000	0	1	1	0.8	1	0	1	0	1	0	1.6
at UALR	12/31/09		6	0-2	.000	0-2	.000	0-0	.000	0	0	0	0.8	0	1	0	1	0	0	1.5
at Arkansas State	1/2/10		18	0-3	.000	0-2	.000	1-2	.500	0	0	0	0.7	2	1	2	0	1	1	1.4
at Louisiana	01/07/10		4	0-0	.000	0-0	.000	0-0	.000	0	0	0	0.7	1	0	0	0	0	0	1.3
NEW ORLEANS	01/09/10		5	0-1	.000	0-1	.000	1-2	.500	0	1	1	0.7	0	0	0	0	0	1	1.3
at Troy University	1/14/10		3	0-0	.000	0-0	.000	0-0	.000	0	0	0	0.6	0	0	0	0	0	0	1.2
ARKANSAS STATE	01/16/10		7	0-2	.000	0-1	.000	1-2	.500	1	0	1	0.7	0	0	1	0	0	1	1.2
at Western Kentucky	01/28/10		4	0-1	.000	0-0	.000	0-0	.000	0	0	0	0.6	2	0	0	0	0	0	1.2
at Middle Tennessee	1/30/10		3	0-0	.000	0-0	.000	0-0	.000	0	1	1	0.7	0	0	0	0	0	0	1.1
FLORIDA ATLANTIC	02/04/10		8	5-5	1.000	0-0	.000	2-3	.667	0	1	1	0.7	1	0	0	0	0	12	1.6
at FIU	02/06/10		11	0-3	.000	0-2	.000	0-0	.000	0	1	1	0.7	1	0	2	0	0	0	1.5
at Univ. of New Orleans	02/11/10		10	0-2	.000	0-1	.000	0-0	.000	0	1	1	0.7	0	0	1	0	0	0	1.5
DENVER	02/13/10		3	1-3	.333	0-2	.000	0-0	.000	0	0	0	0.7	0	0	0	0	0	2	1.5
at HBU	02/15/10		7	3-6	.500	1-1	1.000	0-0	.000	1	2	3	0.8	0	0	2	0	2	7	1.7
UALR	02/20/10		15	2-4	.500	1-2	.500	3-5	.600	0	3	3	0.8	0	1	2	0	0	8	2.0
LOUISIANA-LAFAYETTE	02/25/10		3	0-1	.000	0-1	.000	0-0	.000	0	0	0	0.8	0	0	0	0	0	0	1.9
at ULM	02/27/10		8	2-2	1.000	2-2	1.000	0-0	.000	0	0	0	0.8	0	0	0	0	0	6	2.0
Totals		0	229	19-61	.311	5-30	.167	14-22	.636	3	19	22	0.8	18	4	17	3	6	57	2.0

Games played: 28
 Minutes/game: 8.2
 Points/game: 2.0
 FG Pct: 31.1
 3FG Pct: 16.7
 FT Pct: 63.6

Rebounds/game: 0.8
 Assists/game: 0.1
 Turnovers/game: 0.6
 Assist/turnover ratio: 0.2
 Steals/game: 0.2
 Blocks/game: 0.1

4 GEORGE ODUFUWA

6-8 • 240 • Jr. • F • 1L • Dallas, Texas (Arizona State)

One of 22 players in NCAA averaging a double-double ... Leads the Sun Belt and ranks 12th in the NCAA in rebounding with 10.4 per game ... One of just 4 players in NT history with a 300-rebound season (303) ... Had at least 8 rebounds in 17 of 18 Sun Belt games ... Career-high 20 points on 8-of-9 shooting at UALR ... 14th career double-double against ULM ... 24 rebounds vs Cameron made him the 9th player in the NCAA since 2005-06 to grab 24 boards ... 2008-09: 18 boards vs. Troy are most by an SBC player in 2008-09 ... ESPN The Magazine Academic All-District First Team.

CAREER HIGHS

Points: 20 vs. UALR (12/31/09)
 FG Made: 8, last vs. HBU (2/15/10)
 3-FG Made: -
 FT Made: 8 vs. UTA (11/18/09)
 Assists: 5 vs. UNO (2/11/10)
 Rebounds: 24 vs. Cameron (11/13/09)
 Steals: 3, last vs. UTA (11/18/09)
 Blocks: 4, last vs. FIU (12/20/09)
 Minutes: 44 vs. UTA (11/18/09)



Opponent	Date	gs	min	Total		3-Pointers		Free throws		Rebounds				pf	a	t/o	blk	stl	pts	avg	
				fg-fga	pct	3fg-fga	pct	ft-fa	pct	off	def	tot	avg								
CAMERON	11/13/09	*	29	4-10	.400	0-0	.000	4-7	.571	6	18	24	24.0	0	1	3	2	1	12	12.0	
at UT Arlington	11/18/09	*	44	4-4	1.000	0-0	.000	8-10	.800	1	10	11	17.5	3	1	4	3	3	16	14.0	
at Oklahoma State	11/21/09	*	34	4-7	.571	0-0	.000	3-4	.750	1	6	7	14.0	1	1	2	1	0	11	13.0	
JACKSON STATE	11/24/09	*	36	4-8	.500	0-0	.000	3-7	.429	4	7	11	13.3	2	0	1	2	2	11	12.5	
at Boise State	11/28/09	*	17	2-4	.500	0-0	.000	1-2	.500	2	2	4	11.4	3	3	3	0	0	5	11.0	
UNIVERSITY OF THE SO	12/02/09	*	18	1-5	.200	0-0	.000	2-2	1.000	3	6	9	11.0	3	0	4	0	0	4	9.8	
at Rice	12/05/09		28	1-2	.500	0-0	.000	2-5	.400	2	8	10	10.9	3	0	2	0	0	4	9.0	
at Texas A&M	12/07/09	*	31	5-8	.625	0-0	.000	2-4	.500	5	4	9	10.6	3	1	3	0	1	12	9.4	
ULM	12/13/09	*	33	4-7	.571	0-0	.000	5-9	.556	5	4	9	10.4	2	3	3	3	0	13	9.8	
FIU	12/20/09	*	32	6-7	.857	0-0	.000	0-2	.000	4	4	8	10.2	4	0	2	4	1	12	10.0	
SOUTHEASTERN	12/22/09	*	36	5-11	.455	0-0	.000	2-2	1.000	3	4	7	9.9	3	3	0	2	2	12	10.2	
TEXAS SOUTHERN	12/28/09	*	36	1-2	.500	0-0	.000	4-4	1.000	3	4	7	9.7	5	0	3	0	0	6	9.8	
at UALR	12/31/09	*	31	8-9	.889	0-0	.000	4-7	.571	2	6	8	9.5	4	3	2	0	1	20	10.6	
at Arkansas State	1/2/10	*	31	3-6	.500	0-0	.000	4-4	1.000	6	3	9	9.5	3	2	4	1	0	10	10.6	
at Louisiana	01/07/10	*	37	5-9	.556	0-0	.000	5-7	.714	4	8	12	9.7	3	0	2	1	0	15	10.9	
NEW ORLEANS	01/09/10	*	18	4-7	.571	0-0	.000	1-4	.250	3	6	9	9.6	4	1	2	0	1	9	10.8	
at Troy University	1/14/10	*	25	2-5	.400	0-0	.000	3-4	.750	3	6	9	9.6	2	3	0	0	0	7	10.5	
ARKANSAS STATE	01/16/10	*	33	6-7	.857	0-0	.000	4-4	1.000	2	10	12	9.7	5	4	4	0	2	16	10.8	
SOUTH ALABAMA	01/21/10	*	33	6-9	.667	0-0	.000	4-4	1.000	6	10	16	10.1	2	3	3	0	1	16	11.1	
at Western Kentucky	01/28/10	*	43	5-11	.455	0-0	.000	5-9	.556	7	9	16	10.4	3	2	3	0	1	15	11.3	
at Middle Tennessee	1/30/10	*	37	4-7	.571	0-0	.000	3-7	.429	1	12	13	10.5	4	2	1	1	0	11	11.3	
FLORIDA ATLANTIC	02/04/10	*	32	5-6	.833	0-0	.000	4-5	.800	0	9	9	10.4	3	1	5	1	0	14	11.4	
at FIU	02/06/10	*	34	4-6	.667	0-0	.000	3-6	.500	0	11	11	10.4	1	0	3	2	0	11	11.4	
at Univ. of New Orleans	02/11/10	*	27	2-6	.333	0-0	.000	3-5	.600	3	10	13	10.5	3	5	5	0	1	7	11.2	
DENVER	02/13/10	*	36	3-5	.600	0-0	.000	3-6	.500	1	7	8	10.4	4	3	2	0	2	9	11.1	
at HBU	02/15/10	*	28	8-9	.889	0-0	.000	3-4	.750	1	9	10	10.4	3	4	1	1	0	19	11.4	
UALR	02/20/10	*	18	7-7	1.000	0-0	.000	0-0	.000	1	4	5	10.2	3	0	3	0	1	14	11.5	
LOUISIANA-LAFAYETTE	02/25/10	*	36	5-7	.714	0-0	.000	3-8	.375	3	8	11	10.3	2	2	1	0	0	13	11.6	
at ULM	02/27/10	*	35	4-8	.500	0-0	.000	2-6	.333	4	12	16	10.4	4	3	3	1	0	10	11.5	
Totals			28	908	122-199	.613	0-0	.000	90-148	.608	86	217	303	10.4	85	51	74	25	20	334	11.5

Games played: 29
 Minutes/game: 31.3
 Points/game: 11.5
 FG Pct: 61.3
 FT Pct: 60.8

Rebounds/game: 10.4
 Assists/game: 1.8
 Turnovers/game: 2.6
 Assist/turnover ratio: 0.7
 Steals/game: 0.7
 Blocks/game: 0.9

CAREER STATS

Season	gp-gs	min/avg	Total		3-Point		F-Throws		Rebounds				Scoring							
			fg-fga	pct	fg-fga	pct	ft-fa	pct	off	def	tot	avg	pf	fo	ast	to	blk	stl	pts	avg
2008-09	32-26	691/21.6	72-160	.450	0-0	.000	52-79	.658	67	143	210	6.6	101	4	31	51	21	29	196	6.1
2009-10	29-28	908/31.3	122-199	.613	0-0	.000	90-148	.608	86	217	303	10.4	85	2	51	74	25	20	334	11.5
TOTAL	61-54	1599/26.2	194-359	.540	0-0	.000	142-227	.626	153	360	513	8.4	186	6	82	125	46	49	530	8.7

10 JOSH WHITE

5-10 • 175 • Jr. • G • 2L • Baton Rouge, La. (Christian Life Academy)

One of 3 SBC players to average 14.9 ppg and 3.6 apg ... 15th NT player to post multiple 400-point seasons ... 231 career assists ranks 10th in NT history ... Ranks 12th in NT history with 1,198 points ... Ranks 3rd in the Sun Belt in minutes per game at 35.6 ... 85.1 career FT% ranks second in NT history ... Has 139 career 3-pointers ... 18th player in NT history to reach 1,000 point mark ... Still averaging 19.0 ppg against Big XII opponents ... Has 62 career double-digit scoring games ... Posted a career-high 35 points at UTA, making him the 23rd player in NT history to reach 35 points ... Preseason Second Team All-Sun Belt.

CAREER HIGHS

Points: 35 vs. UTA (11/18/09)
 FG Made: 9, last vs. USW (12/2/09)
 3-FG Made: 6 vs Texas (12/5/07)
 FT Made: 15 vs. UTA (11/18/09)
 Assists: 7, last vs. FIU (2/6/10)
 Rebounds: 8 vs Okla. State (11/17/08)
 Steals: 3 vs Okla. State (11/14/07)
 Blocks: 1 vs. FAU (2/4/10)
 Minutes: 46, last vs. UTA (11/18/09)



Opponent	Date	qs	min	Total		3-Pointers		Free throws		Rebounds				pf	a	t/o	blk	stl	pts	avg	
				fg-fga	pct	3fg-fga	pct	ft-fa	pct	off	def	tot	avg								
CAMERON	11/13/09	*	30	6-9	.667	5-6	.833	2-3	.667	1	3	4	4.0	2	4	2	0	0	19	19.0	
at UT Arlington	11/18/09	*	46	9-14	.643	2-4	.500	15-18	.833	2	5	7	5.5	1	4	7	0	0	35	27.0	
at Oklahoma State	11/21/09	*	35	1-6	.167	0-3	.000	2-2	1.000	0	1	1	4.0	1	5	4	0	0	4	19.3	
JACKSON STATE	11/24/09	*	32	0-5	.000	0-2	.000	4-4	1.000	1	3	4	4.0	0	4	4	0	1	4	15.5	
at Boise State	11/28/09	*	34	9-16	.563	3-7	.429	2-2	1.000	0	3	3	3.8	2	6	3	0	0	23	17.0	
UNIVERSITY OF THE SO	12/02/09	*	32	9-11	.818	2-4	.500	1-1	1.000	0	2	2	3.5	2	5	1	0	1	21	17.7	
at Rice	12/05/09	*	38	2-5	.400	1-1	1.000	9-9	1.000	0	2	2	3.3	1	4	3	0	0	14	17.1	
at Texas A&M	12/07/09	*	38	5-13	.385	1-4	.250	4-6	.667	2	0	2	3.1	1	5	3	0	0	15	16.9	
ULM	12/13/09	*	37	4-6	.667	4-5	.800	3-4	.750	1	1	2	3.0	2	5	3	0	0	15	16.7	
FIU	12/20/09	*	40	3-10	.300	2-6	.333	5-10	.500	0	1	1	2.8	1	3	2	0	0	13	16.3	
SOUTHEASTERN	12/22/09	*	33	3-5	.600	1-3	.333	6-6	1.000	0	1	1	2.6	1	1	3	0	1	13	16.0	
TEXAS SOUTHERN	12/28/09	*	37	5-9	.556	2-4	.500	0-1	.000	0	0	0	2.4	0	2	2	0	1	12	15.7	
at UALR	12/31/09	*	36	3-10	.300	2-6	.333	5-6	.833	0	1	1	2.3	1	7	4	0	0	13	15.5	
at Arkansas State	1/2/10	*	39	3-12	.250	1-3	.333	2-3	.667	2	2	4	2.4	3	5	2	0	0	9	15.0	
at Louisiana	01/07/10	*	39	4-11	.364	3-4	.750	3-4	.750	2	1	3	2.5	4	4	6	0	0	14	14.9	
NEW ORLEANS	01/09/10	*	35	5-12	.417	2-5	.400	9-11	.818	0	0	0	2.3	1	4	1	0	1	21	15.3	
at Troy University	1/14/10	*	32	6-11	.545	4-8	.500	2-2	1.000	1	2	3	2.4	1	2	6	0	1	18	15.5	
ARKANSAS STATE	01/16/10	*	33	2-7	.286	1-4	.250	0-0	.000	0	2	2	2.3	0	2	2	0	1	5	14.9	
SOUTH ALABAMA	01/21/10	*	39	6-12	.500	1-4	.250	1-2	.500	0	3	3	2.4	3	2	4	0	1	14	14.8	
at Western Kentucky	01/28/10	*	44	4-13	.308	0-5	.000	3-5	.600	0	1	1	2.3	1	5	3	0	1	11	14.7	
at Middle Tennessee	1/30/10	*	37	2-9	.222	1-3	.333	8-9	.889	0	3	3	2.3	1	3	3	0	2	13	14.6	
FLORIDA ATLANTIC	02/04/10	*	32	0-4	.000	0-1	.000	9-10	.900	0	0	0	2.2	2	0	4	1	0	9	14.3	
at FIU	02/06/10	*	37	5-13	.385	1-5	.200	0-1	.000	0	0	0	2.1	2	7	2	0	1	11	14.2	
at Univ. of New Orleans	02/11/10	*	28	5-12	.417	3-6	.500	5-6	.833	0	0	0	2.0	1	3	1	0	1	18	14.3	
DENVER	02/13/10	*	37	2-5	.400	1-3	.333	12-13	.923	0	0	0	2.0	0	1	0	0	0	17	14.4	
at HBU	02/15/10	*	32	8-12	.667	4-6	.667	8-9	.889	0	1	1	1.9	0	3	2	0	2	28	15.0	
UALR	02/20/10	*	26	3-7	.429	0-3	.000	6-6	1.000	0	2	2	1.9	0	6	1	0	0	12	14.9	
LOUISIANA-LAFAYETTE	02/25/10	*	37	5-10	.500	3-6	.500	1-2	.500	1	0	1	1.9	2	1	2	0	0	14	14.8	
at ULM	02/27/10	*	38	2-7	.286	1-2	.500	13-16	.813	1	1	2	1.9	1	2	8	0	1	18	14.9	
Totals			29	1033	121-276	.438	51-123	.415	140-171	.819	14	41	55	1.9	37	105	88	1	16	433	14.9

Games played: 29
 Minutes/game: 35.6
 Points/game: 14.9
 FG Pct: 43.8
 3FG Pct: 41.5
 FT Pct: 81.9

Rebounds/game: 1.9
 Assists/game: 3.6
 Turnovers/game: 3.0
 Assist/turnover ratio: 1.2
 Steals/game: 0.6
 Blocks/game: 0.0

CAREER STATS

Season	gp-gs	min/avg	Total		3-Point		F-Throws		Rebounds				Scoring							
			fg-fga	pct	fg-fga	pct	ft-fa	pct	off	def	tot	avg	pf	fo	ast	to	blk	stl	pts	avg
2007-08	29-28	925/31.9	116-254	.457	49-107	.458	123-145	.848	16	57	73	2.5	42	0	44	62	0	14	404	13.9
2008-09	32-30	1075/33.6	113-289	.391	39-128	.305	96-106	.906	15	77	92	2.9	38	0	82	53	0	16	361	11.3
2009-10	29-29	1033/35.6	121-276	.438	51-123	.415	140-171	.819	14	41	55	1.9	37	0	105	88	1	16	433	14.9
TOTAL	90-87	3033/33.7	350-819	.427	139-358	.388	359-422	.851	45	175	220	2.4	117	0	231	203	1	46	1198	13.3


11 ANTWONE MATLOCK

6-1 • 177 • Sr. • G • 1L • Dallas, Texas (Trinidad State)

Hit 3-pointer in career high 13 minutes vs UALR ... Put the nail in the coffin at UNO with a deep 3-pointer - his first career 3-pointer ... One of the leaders of the "Reinforcements Line", a 5-man change-of-pace unit off the NT bench ... Posted a career-high 8 minutes against South Alabama ... 2008-09: Saw first action in a Mean Green uniform versus Cameron, landing a layup on 1-of-2 shooting ... Grabbed season-high seven minutes vs. Louisiana-Lafayette, pulling down 2 rebounds ... Also saw time against Sun Belt foes Florida Atlantic, ULM, Denver, and Western Kentucky.

CAREER HIGHS

Points: 3, last vs. UALR (2/20/10)
 FG Made: 1, last vs. UALR (2/20/10)
 3-FG Made: 1, last vs. UALR (2/20/10)
 FT Made: -
 Assists: -
 Rebounds: 2 vs. ULL (2/7/09)
 Steals: -
 Blocks: -
 Minutes: 13 vs. UALR (2/20/10)



Opponent	Date	gs	min	Total		3-Pointers		Free throws		Rebounds				pf	a	t/o	blk	stl	pts	avg
				fg-fga	pct	3fg-fga	pct	ft-fga	pct	off	def	tot	avg							
CAMERON	11/13/09	1		0-1	.000	0-1	.000	0-0	.000	0	0	0	0.0	1	0	0	0	0	0	0.0
UNIVERSITY OF THE SO	12/02/09	4		0-2	.000	0-2	.000	0-0	.000	0	1	1	0.5	0	0	0	0	0	0	0.0
NEW ORLEANS	01/09/10	1		0-0	.000	0-0	.000	0-0	.000	0	0	0	0.3	1	0	0	0	0	0	0.0
SOUTH ALABAMA	01/21/10	8		0-1	.000	0-1	.000	0-0	.000	0	1	1	0.5	1	0	0	0	0	0	0.0
at Western Kentucky	01/28/10	1		0-0	.000	0-0	.000	0-0	.000	0	0	0	0.4	0	0	0	0	0	0	0.0
at Univ. of New Orleans	02/11/10	2		1-1	1.000	1-1	1.000	0-0	.000	0	0	0	0.3	1	0	0	0	0	3	0.5
at HBU	02/15/10	3		0-0	.000	0-0	.000	0-0	.000	0	0	0	0.3	0	0	0	0	0	0	0.4
UALR	02/20/10	13		1-3	.333	1-3	.333	0-0	.000	0	0	0	0.3	0	0	1	0	0	3	0.8
LOUISIANA-LAFAYETTE	02/25/10	3		0-0	.000	0-0	.000	0-0	.000	0	0	0	0.2	0	0	0	0	0	0	0.7
at ULM	02/27/10	2		0-2	.000	0-1	.000	0-0	.000	0	0	0	0.2	0	0	0	0	0	0	0.6
Totals		0	38	2-10	.200	2-9	.222	0-0	.000	0	2	2	0.2	4	0	1	0	0	6	0.6

Games played: 10
 Minutes/game: 3.8
 Points/game: 0.6
 FG Pct: 20.0
 3FG Pct: 22.2

Rebounds/game: 0.2
 Turnovers/game: 0.1

CAREER STATS

Season	gp-gs	min/avg	Total		3-Point		F-Throws		Rebounds				Scoring							
			fg-fga	pct	fg-fga	pct	ft-fga	pct	off	def	tot	avg	pf	fo	ast	to	blk	stl	pts	avg
2008-09	6-0	12/2.0	1-7	.143	0-5	.000	0-0	.000	0	2	2	0.3	3	0	0	2	0	0	2	0.3
2009-10	10-0	38/3.8	2-10	.200	2-9	.222	0-0	.000	0	2	2	0.2	4	0	0	1	0	0	6	0.6
TOTAL	16-0	50/3.1	3-17	.176	2-14	.143	0-0	.000	0	4	4	0.3	7	0	0	3	0	0	8	0.5

12 NICK GOFF

6-4 • 180 • Fr. • G • HS • Columbus, Ohio (St. Francis DeSales)

Grabbed a rebound at UNO and vs UALR ... Saw 3 minutes vs. USW and hit a layup ... Hit a pair of free throws in his first action at NT vs Cameron ... Also saw time vs UNO and at HBU ... 2008-09: Was a standout at St. Francis DeSales in Columbus, Ohio, earning All-Central District Division II Third-Team honors ... Scored 13.7 ppg in leading St. Francis to the state semi-final game, where they fell to national powerhouse St. Vincent-St. Mary ... Had the Stallions ranked No. 8 in Ohio heading into the state tourney ... Was honorable mention All-Central District Division II.

CAREER HIGHS

Points: 2, last vs. USW (12/2/09)
 FG Made: 1 vs. USW (12/2/09)
 3-FG Made: -
 FT Made: 2 vs. Cameron (11/13/09)
 Assists: 1 vs. USW (12/2/09)
 Rebounds: 2 vs. USW (12/2/09)
 Steals: -
 Blocks: -
 Minutes: 3, last vs. UALR (2/20/10)



Opponent	Date	gs	min	Total		3-Pointers		Free throws		Rebounds				pf	a	t/o	blk	stl	pts	avg	
				fg-fga	pct	3fg-fga	pct	ft-fga	pct	off	def	tot	avg								
CAMERON	11/13/09		1	0-0	.000	0-0	.000	2-2	1.000	0	0	0	0.0	0	0	1	0	0	2	2.0	
UNIVERSITY OF THE SO	12/02/09		3	1-2	.500	0-0	.000	0-0	.000	1	1	2	1.0	0	1	0	0	0	2	2.0	
NEW ORLEANS	01/09/10		1	0-0	.000	0-0	.000	0-0	.000	0	0	0	0.7	0	0	0	0	0	0	1.3	
at Univ. of New Orleans	02/11/10		3	0-0	.000	0-0	.000	0-0	.000	0	1	1	0.8	0	0	0	0	0	0	1.0	
at HBU	02/15/10		1	0-0	.000	0-0	.000	0-0	.000	0	0	0	0.6	0	0	0	0	0	0	0.8	
UALR	02/20/10		3	0-0	.000	0-0	.000	0-0	.000	0	1	1	0.7	0	0	1	0	0	0	0.7	
Totals			0	12	1-2	.500	0-0	.000	2-2	1.000	1	3	4	0.7	0	1	2	0	0	4	0.7

Games played: 6
 Minutes/game: 2.0
 Points/game: 0.7
 FG Pct: 50.0
 FT Pct: 100.0

Rebounds/game: 0.7
 Assists/game: 0.2
 Turnovers/game: 0.3
 Assist/turnover ratio: 0.5


14 TRISTAN THOMPSON

6-5 • 190 • Jr. • G • 2L • Angleton, Texas (Brewster Academy)

Averaging 14.6 points per game in Sun Belt contests over last 2 years (36 games) ... Ranks 23rd in NT history with 963 career points ... Streak of double-digit scoring games ended at 18 games - Averaged 17.4 points on 45.0% shooting from 3-point over those games ... Had scored 20-points or more in 6 of those 18 outings ... Reached double figures for first time in '09-10 against USW with 11 points ... 2008-09: NT's 2nd highest scoring threat with 11.4 ppg ... Had five 20-point games in 08-09 ... Recorded first perfect night in NT history vs Sam Houston - 6-6 FG, 2-2 3-point, 6-6 FT.

CAREER HIGHS

Points: 27, last vs. FIU (12/20/09)
 FG Made: 11 vs. UL (12/18/08)
 3-FG Made: 6, last vs. UALR (12/31/09)
 FT Made: 13 vs. UL (2/7/09)
 Assists: 5, last vs. HBU (2/15/10)
 Rebounds: 8, last vs. NMSU (12/1/07)
 Steals: 4 vs. WKU (1/28/10)
 Blocks: 1, last vs. UALR (2/20/10)
 Minutes: 44 vs. WKU (1/28/10)



Opponent	Date	gs	min	Total		3-Pointers		Free throws		Rebounds				pf	a	t/o	blk	stl	pts	avg	
				fg-fga	pct	3fg-fga	pct	ft-fa	pct	off	def	tot	avg								
CAMERON	11/13/09	*	16	1-3	.333	0-2	.000	3-4	.750	1	2	3	3.0	1	0	1	0	0	5	5.0	
at UT Arlington	11/18/09	*	25	1-5	.200	0-0	.000	7-9	.778	1	3	4	3.5	4	3	3	0	0	9	7.0	
at Oklahoma State	11/21/09	*	15	2-6	.333	1-2	.500	0-0	.000	3	2	5	4.0	2	1	2	0	0	5	6.3	
JACKSON STATE	11/24/09	*	21	1-7	.143	0-1	.000	3-4	.750	0	2	2	3.5	1	3	2	0	0	5	6.0	
at Boise State	11/28/09	*	24	2-7	.286	2-4	.500	1-2	.500	0	4	4	3.6	1	1	1	0	0	7	6.2	
UNIVERSITY OF THE SO	12/02/09	*	23	4-8	.500	3-5	.600	0-1	.000	0	4	4	3.7	0	1	0	0	2	11	7.0	
at Rice	12/05/09	*	18	0-4	.000	0-3	.000	2-2	1.000	0	0	0	3.1	2	0	0	0	0	2	6.3	
at Texas A&M	12/07/09	*	26	3-8	.375	0-2	.000	3-3	1.000	1	2	3	3.1	0	2	2	0	1	9	6.6	
ULM	12/13/09	*	32	7-8	.875	4-4	1.000	2-2	1.000	0	3	3	3.1	2	1	3	0	1	20	8.1	
FIU	12/20/09	*	37	8-19	.421	6-11	.545	5-6	.833	1	3	4	3.2	4	2	2	0	0	27	10.0	
SOUTHEASTERN	12/22/09	*	31	5-10	.500	2-5	.400	0-2	.000	0	2	2	3.1	3	0	2	0	1	12	10.2	
TEXAS SOUTHERN	12/28/09	*	37	7-14	.500	2-6	.333	5-6	.833	0	4	4	3.2	3	5	1	0	0	21	11.1	
at UALR	12/31/09	*	34	9-13	.692	6-9	.667	2-3	.667	2	2	4	3.2	2	2	3	0	0	26	12.2	
at Arkansas State	1/2/10	*	35	5-14	.357	1-5	.200	7-8	.875	3	2	5	3.4	0	2	3	0	1	18	12.6	
at Louisiana	01/07/10	*	35	1-4	.250	0-1	.000	9-11	.818	0	2	2	3.3	3	0	5	0	0	11	12.5	
NEW ORLEANS	01/09/10		23	6-9	.667	3-5	.600	3-4	.750	1	2	3	3.3	1	2	0	0	0	18	12.9	
at Troy University	1/14/10		32	4-12	.333	3-7	.429	10-11	.909	1	3	4	3.3	1	1	0	0	3	21	13.4	
ARKANSAS STATE	01/16/10		35	3-13	.231	1-5	.200	7-7	1.000	1	0	1	3.2	2	3	1	0	1	14	13.4	
SOUTH ALABAMA	01/21/10	*	30	5-13	.385	3-8	.375	2-2	1.000	0	1	1	3.1	4	1	3	0	2	15	13.5	
at Western Kentucky	01/28/10	*	44	6-15	.400	3-7	.429	5-5	1.000	1	4	5	3.2	3	0	4	0	4	20	13.8	
at Middle Tennessee	1/30/10	*	38	5-12	.417	2-5	.400	5-6	.833	1	2	3	3.1	4	0	2	1	1	17	14.0	
FLORIDA ATLANTIC	02/04/10	*	32	7-12	.583	1-3	.333	1-1	1.000	0	5	5	3.2	5	2	1	0	1	16	14.0	
at FIU	02/06/10	*	34	5-10	.500	2-5	.400	7-11	.636	1	4	5	3.3	1	1	1	0	1	19	14.3	
at Univ. of New Orleans	02/11/10	*	23	2-5	.400	1-2	.500	6-7	.857	0	3	3	3.3	2	2	2	0	1	11	14.1	
DENVER	02/13/10	*	36	4-8	.500	2-6	.333	0-1	.000	1	2	3	3.3	2	0	1	0	0	10	14.0	
at HBU	02/15/10	*	18	4-11	.364	3-6	.500	6-6	1.000	2	3	5	3.3	4	5	2	0	0	17	14.1	
UALR	02/20/10	*	24	3-8	.375	0-2	.000	3-5	.600	1	3	4	3.4	1	2	1	1	0	9	13.9	
LOUISIANA-LAFAYETTE	02/25/10	*	33	6-8	.750	0-1	.000	4-4	1.000	0	4	4	3.4	2	1	1	0	1	16	14.0	
at ULM	02/27/10	*	34	4-12	.333	3-7	.429	3-3	1.000	1	0	1	3.3	3	4	3	0	1	14	14.0	
Totals			25	845	120-278	.432	54-129	.419	111-136	.816	23	73	96	3.3	63	47	52	2	22	405	14.0

Games played: 29
 Minutes/game: 29.1
 Points/game: 14.0
 FG Pct: 43.2
 3FG Pct: 41.9
 FT Pct: 81.6

Rebounds/game: 3.3
 Assists/game: 1.6
 Turnovers/game: 1.8
 Assist/turnover ratio: 0.9
 Steals/game: 0.8
 Blocks/game: 0.1

CAREER STATS

Season	gp-gs	min/avg	Total		3-Point		F-Throws		Rebounds				Scoring							
			fg-fga	pct	fg-fga	pct	ft-fa	pct	off	def	tot	avg	pf	fo	ast	to	blk	stl	pts	avg
2007-08	30-12	494/16.5	56-133	.421	22-62	.355	59-74	.797	19	49	68	2.3	39	0	21	37	1	14	193	6.4
2008-09	32-27	718/22.4	107-248	.431	34-91	.374	117-148	.791	22	52	74	2.3	59	1	34	41	1	11	365	11.4
2009-10	29-25	845/29.1	120-278	.432	54-129	.419	111-136	.816	23	73	96	3.3	63	1	47	52	2	22	405	14.0
TOTAL	91-64	2057/22.6	283-659	.429	110-282	.390	287-358	.802	64	174	238	2.6	161	2	102	130	4	47	963	10.6


15 BEN KNOX

6-10 • 221 • Fr. • C • RS • Arlington, Texas (Grace Prep Academy)

Posted career-high 3 boards in Troy win ... Now has 2 career blocks and 2 steals in 16 minutes against Arkansas State ... Recorded first career block at No. 16 Texas A&M ... Posted 4 points on 2-2 shooting at Boise State ... Saw first action at NT and grabbed 1 rebound vs Cameron ... 2008-09: Took a redshirt ... Was a TAPPS Second-Team All-State selection as a senior ... Guided Grace Prep to the TAPPS state title game in each of the last two seasons ... Ranked as the No. 62 recruit in the state by TexasHoops.com ... Listed as No. 354 among the top 1,000 players in the country by HoopScoopOnline.com.

CAREER HIGHS

Points: 4 vs. Boise St. (11/28/09)
 FG Made: 2 vs. Boise St. (11/28/09)
 3-FG Made: -
 FT Made: -
 Assists: 1, last vs. UNO (2/10/10)
 Rebounds: 3 vs. Troy (1/14/10)
 Steals: 1, last vs. ASU (1/16/10)
 Blocks: 1, last vs. HBU (2/15/10)
 Minutes: 14 vs. UNO (1/9/10)



Opponent	Date	gs	min	Total		3-Pointers		Free throws		Rebounds				pf	a	t/o	blk	stl	pts	avg	
				fg-fga	pct	3fg-fga	pct	ft-fa	pct	off	def	tot	avg								
CAMERON	11/13/09		1	0-0	.000	0-0	.000	0-0	.000	1	0	1	1.0	0	0	0	0	0	0	0.0	
at Boise State	11/28/09		4	2-2	1.000	0-0	.000	0-0	.000	1	0	1	1.0	0	1	1	0	0	4	2.0	
UNIVERSITY OF THE SO	12/02/09		10	0-0	.000	0-0	.000	0-0	.000	1	0	1	1.0	1	0	1	0	0	0	1.3	
at Texas A&M	12/07/09		3	0-0	.000	0-0	.000	0-0	.000	0	0	0	0.8	1	0	0	1	0	0	1.0	
ULM	12/13/09		1	0-0	.000	0-0	.000	0-2	.000	0	1	1	0.8	0	0	0	0	0	0	0.8	
FIU	12/20/09		0	0-0	.000	0-0	.000	0-0	.000	0	0	0	0.7	0	0	0	0	0	0	0.7	
at Arkansas State	1/2/10		9	1-3	.333	0-0	.000	0-0	.000	2	1	3	1.0	1	0	0	1	1	2	0.9	
at Louisiana	01/07/10		7	0-0	.000	0-0	.000	0-0	.000	1	0	1	1.0	3	1	1	0	0	0	0.8	
NEW ORLEANS	01/09/10		14	0-1	.000	0-0	.000	0-0	.000	0	2	2	1.1	0	0	0	0	0	0	0.7	
at Troy University	1/14/10		3	1-2	.500	0-0	.000	0-0	.000	2	1	3	1.3	0	0	0	0	0	2	0.8	
ARKANSAS STATE	01/16/10		7	1-1	1.000	0-0	.000	0-0	.000	0	0	0	1.2	0	0	0	1	1	2	0.9	
SOUTH ALABAMA	01/21/10		1	0-1	.000	0-0	.000	0-0	.000	0	0	0	1.1	1	0	0	0	0	0	0.8	
FLORIDA ATLANTIC	02/04/10		2	0-0	.000	0-0	.000	0-0	.000	0	0	0	1.0	0	0	0	0	0	0	0.8	
at Univ. of New Orleans	02/11/10		3	0-0	.000	0-0	.000	0-0	.000	0	1	1	1.0	0	1	0	0	0	0	0.7	
at HBU	02/15/10		3	0-0	.000	0-0	.000	0-0	.000	1	0	1	1.0	0	0	1	1	0	0	0.7	
UALR	02/20/10		6	0-3	.000	0-0	.000	0-0	.000	1	0	1	1.0	2	0	1	0	0	0	0.6	
Totals			0	74	5-13	.385	0-0	.000	0-2	.000	10	6	16	1.0	9	3	5	4	2	10	0.6

Games played: 16
 Minutes/game: 4.6
 Points/game: 0.6
 FG Pct: 38.5
 FT Pct: 0.0

Rebounds/game: 1.0
 Assists/game: 0.2
 Turnovers/game: 0.3
 Assist/turnover ratio: 0.6
 Steals/game: 0.1
 Blocks/game: 0.3

20 COLLIN MANGRUM

6-4 • 190 • Jr. • G • 2L • Howe, Texas (Howe HS)

Leader of the "Reinforcements Line" is averaging 8.0 points on 61.1% shooting - including 63.6% from 3-point - over last 4 games ... Last remaining player from '07 NCAA Tourney team ... Has started 3 games this year - giving him 4 career starts ... Shooting 40.9 percent from the floor after entering '09-10 with 28.8 career shooting percentage ... Went 2-2 for 5 points at Oklahoma State ... 2008-09: Had career highs in points, field goals and 3-pointers in breakout game vs MTSU ... Missed all of 2007-08 and the final nine games of the 08-09 season after exacerbating chronic injuries.

CAREER HIGHS

Points: 19 vs. MTSU (12/31/08)
 FG Made: 7 vs. MTSU (12/31/08)
 3-FG Made: 5 vs. MTSU (12/31/08)
 FT Made: 4, last vs Jarvis (12/22/06)
 Assists: 4 vs. WKU (1/28/10)
 Rebounds: 4, last vs. UNO (2/10/10)
 Steals: 2, last vs. UALR (2/20/10)
 Blocks: 1, last vs. USA (1/21/10)
 Minutes: 27 vs. TSU (12/28/09)



Opponent	Date	gs	min	Total		3-Pointers		Free throws		Rebounds				pf	a	t/o	blk	stl	pts	avg
				fg-fga	pct	3fg-fga	pct	ft-fa	pct	off	def	tot	avg							
CAMERON	11/13/09		12	3-7	.429	1-3	.333	2-2	1.000	0	0	0	0.0	2	0	0	0	0	9	9.0
at Oklahoma State	11/21/09		10	2-2	1.000	1-1	1.000	0-0	.000	0	1	1	0.5	1	0	1	0	0	5	7.0
JACKSON STATE	11/24/09		15	3-6	.500	1-4	.250	0-0	.000	0	0	0	0.3	4	0	1	1	2	7	7.0
at Boise State	11/28/09		16	2-3	.667	0-0	.000	0-1	.000	0	0	0	0.3	2	0	0	0	0	4	6.3
UNIVERSITY OF THE SO	12/02/09		15	2-3	.667	1-2	.500	2-2	1.000	0	1	1	0.4	4	1	0	1	1	7	6.4
at Rice	12/05/09		23	4-8	.500	1-4	.250	3-4	.750	0	3	3	0.8	2	0	1	1	1	12	7.3
ULM	12/13/09		11	0-3	.000	0-2	.000	0-0	.000	0	1	1	0.9	1	0	1	0	0	0	6.3
FIU	12/20/09		9	0-2	.000	0-2	.000	2-2	1.000	0	2	2	1.0	0	0	0	0	0	2	5.8
SOUTHEASTERN	12/22/09		9	0-1	.000	0-1	.000	0-0	.000	0	0	0	0.9	2	0	0	0	0	0	5.1
TEXAS SOUTHERN	12/28/09	*	27	3-6	.500	0-1	.000	3-3	1.000	0	3	3	1.1	0	0	3	0	1	9	5.5
at UALR	12/31/09	*	17	1-4	.250	1-4	.250	0-0	.000	0	2	2	1.2	2	2	0	0	0	3	5.3
at Arkansas State	1/2/10	*	8	0-3	.000	0-1	.000	0-0	.000	0	0	0	1.1	0	0	1	0	0	0	4.8
at Louisiana	01/07/10		2	0-1	.000	0-0	.000	0-0	.000	0	0	0	1.0	1	0	1	0	0	0	4.5
NEW ORLEANS	01/09/10		12	2-4	.500	1-3	.333	0-0	.000	0	1	1	1.0	1	0	2	0	1	5	4.5
at Troy University	1/14/10		4	0-2	.000	0-2	.000	0-0	.000	0	1	1	1.0	0	0	0	0	1	0	4.2
SOUTH ALABAMA	01/21/10		6	0-1	.000	0-0	.000	0-0	.000	0	0	0	0.9	3	0	2	1	1	0	3.9
at Western Kentucky	01/28/10		16	0-2	.000	0-1	.000	0-0	.000	0	3	3	1.1	3	4	3	0	0	0	3.7
at Middle Tennessee	1/30/10		25	1-2	.500	1-2	.500	0-0	.000	0	2	2	1.1	4	0	2	0	2	3	3.7
FLORIDA ATLANTIC	02/04/10		8	0-1	.000	0-0	.000	0-0	.000	0	1	1	1.1	1	2	0	0	0	0	3.5
at FIU	02/06/10		10	1-3	.333	1-2	.500	0-0	.000	1	0	1	1.1	2	0	2	0	0	3	3.5
at Univ. of New Orleans	02/11/10		17	1-4	.250	0-2	.000	0-0	.000	0	4	4	1.2	4	0	0	0	0	2	3.4
DENVER	02/13/10		13	0-2	.000	0-2	.000	0-0	.000	1	0	1	1.2	1	0	0	0	0	0	3.2
at HBU	02/15/10		18	2-4	.500	2-4	.500	0-0	.000	0	2	2	1.3	3	1	1	0	0	6	3.3
UALR	02/20/10		19	4-5	.800	4-5	.800	0-0	.000	0	3	3	1.3	1	1	1	0	2	12	3.7
LOUISIANA-LAFAYETTE	02/25/10		12	2-2	1.000	0-0	.000	0-0	.000	0	2	2	1.4	3	0	1	0	1	4	3.7
at ULM	02/27/10		24	3-7	.429	1-2	.500	3-3	1.000	1	3	4	1.5	5	2	3	0	0	10	4.0
Totals		3	358	36-88	.409	16-50	.320	15-17	.882	3	35	38	1.5	52	13	26	4	13	103	4.0

Games played: 26
 Minutes/game: 13.8
 Points/game: 4.0
 FG Pct: 40.9
 3FG Pct: 32.0
 FT Pct: 88.2

Rebounds/game: 1.5
 Assists/game: 0.5
 Turnovers/game: 1.0
 Assist/turnover ratio: 0.5
 Steals/game: 0.5
 Blocks/game: 0.2

CAREER STATS

Season	gp-gs	min/avg	Total		3-Point		F-Throws		Rebounds				Scoring							
			fg-fga	pct	fg-fga	pct	ft-fa	pct	off	def	tot	avg	pf	fo	ast	to	blk	stl	pts	avg
2006-07	21-0	129/6.1	10-31	.323	3-17	.176	10-12	.833	6	15	21	1.0	16	0	5	9	2	7	33	1.6
2008-09	11-1	88/8.0	9-35	.257	5-22	.227	3-6	.500	2	12	14	1.3	18	1	3	9	0	5	26	2.4
2009-10	26-3	358/13.8	36-88	.409	16-50	.320	15-17	.882	3	35	38	1.5	52	1	13	26	4	13	103	4.0
TOTAL	58-4	575/9.9	55-154	.357	24-89	.270	28-35	.800	11	62	73	1.3	86	2	21	44	6	25	162	2.8

21 SHANNON SHORTER

6-4 • 200 • Jr. • G • TR • Houston (Paris JC)

Earned starts in each of the last 15 games, and NT is 12-3 in those games ... Shooting 53.3 percent in Sun Belt games ... Second at NT with 65 assists ... Career high 14 points in 31 minutes at ULL ... Tallied 7 assists in UALR win ... Snagged first career double-double vs. USW ... Started season opener vs Cameron ... racked up 11 points in the 2OT win over UTA ... 2008-09 Paris: Poured in 15.7 points per game and 9.0 rebounds per game in the Region XIV Tourney, earning an All-Tournament Team selection to go with his All-Conference bid ... Led the Dragons to a 25-6 record and a national top 10 ranking.

CAREER HIGHS

Points: 14 vs. ULL (1/7/10)
 FG Made: 6 vs. DU (2/13/10)
 3-FG Made: 1, last vs. UALR (2/20/10)
 FT Made: 7 vs. TSU (12/28/09)
 Assists: 7 vs. UALR (12/31/09)
 Rebounds: 10 vs. USW (12/2/09)
 Steals: 1, last vs. ULM (2/27/10)
 Blocks: 1, last vs. MTSU (1/30/10)
 Minutes: 37 vs. USA (1/21/10)



Opponent	Date	gs	min	Total		3-Pointers		Free throws		Rebounds				pf	a	t/o	blk	stl	pts	avg	
				fg-fga	pct	3fg-fga	pct	ft-fa	pct	off	def	tot	avg								
CAMERON	11/13/09	*	21	0-3	.000	0-2	.000	2-2	1.000	0	2	2	2.0	0	2	2	0	0	2	2.0	
at UT Arlington	11/18/09	*	28	3-8	.375	0-2	.000	5-7	.714	2	2	4	3.0	3	2	1	0	1	11	6.5	
at Oklahoma State	11/21/09	*	17	2-5	.400	1-1	1.000	2-2	1.000	2	2	4	3.3	3	1	2	0	1	7	6.7	
JACKSON STATE	11/24/09	7	1-2	.500	0-0	.000	0-0	.000	0-0	0	1	1	2.8	0	0	1	0	0	2	5.5	
at Boise State	11/28/09	8	0-2	.000	0-0	.000	0-0	.000	0-0	0	2	2	2.6	0	0	1	0	0	0	4.4	
UNIVERSITY OF THE SO	12/02/09	21	4-5	.800	0-0	.000	3-7	.429	4	6	10	3.8	1	2	0	0	0	11	5.5		
at Rice	12/05/09	3	0-1	.000	0-1	.000	0-0	.000	0	1	1	3.4	0	0	0	0	0	0	4.7		
at Texas A&M	12/07/09	22	1-3	.333	0-1	.000	0-0	.000	0	0	0	3.0	4	1	2	0	0	2	4.4		
ULM	12/13/09	19	3-4	.750	0-1	.000	0-0	.000	0	4	4	3.1	5	3	1	0	1	6	4.6		
FIU	12/20/09	18	0-2	.000	0-1	.000	4-4	1.000	2	1	3	3.1	3	3	4	0	1	4	4.5		
SOUTHEASTERN	12/22/09	20	1-3	.333	0-1	.000	0-0	.000	0	3	3	3.1	1	2	1	0	1	2	4.3		
TEXAS SOUTHERN	12/28/09	19	2-3	.667	0-0	.000	7-9	.778	0	3	3	3.1	3	2	1	0	0	11	4.8		
at UALR	12/31/09	30	2-6	.333	0-1	.000	4-5	.800	3	1	4	3.2	2	7	1	0	0	8	5.1		
at Arkansas State	1/2/10	20	3-6	.500	0-2	.000	0-1	.000	0	4	4	3.2	1	0	2	0	0	6	5.1		
at Louisiana	01/07/10	*	31	5-9	.556	0-0	.000	4-6	.667	4	4	8	3.5	3	2	2	0	0	14	5.7	
NEW ORLEANS	01/09/10	*	32	3-7	.429	0-1	.000	1-1	1.000	2	3	5	3.6	2	1	3	1	1	7	5.8	
at Troy University	1/14/10	*	24	1-1	1.000	0-0	.000	2-2	1.000	1	2	3	3.6	3	4	2	1	1	4	5.7	
ARKANSAS STATE	01/16/10	*	32	2-6	.333	0-0	.000	6-6	1.000	5	1	6	3.7	2	2	1	0	0	10	5.9	
SOUTH ALABAMA	01/21/10	*	37	3-6	.500	0-0	.000	4-4	1.000	5	1	6	3.8	2	5	3	0	0	10	6.2	
at Western Kentucky	01/28/10	*	26	5-6	.833	0-0	.000	3-4	.750	3	2	5	3.9	2	2	1	0	0	13	6.5	
at Middle Tennessee	1/30/10	*	22	2-8	.250	1-1	1.000	1-2	.500	1	0	1	3.8	2	0	1	1	0	6	6.5	
FLORIDA ATLANTIC	02/04/10	*	32	5-6	.833	0-0	.000	0-0	.000	2	2	4	3.8	2	6	3	0	1	10	6.6	
at FIU	02/06/10	*	26	2-3	.667	0-0	.000	1-2	.500	0	5	5	3.8	4	5	0	0	1	5	6.6	
at Univ. of New Orleans	02/11/10	*	28	1-2	.500	0-0	.000	4-6	.667	0	3	3	3.8	2	3	2	0	0	6	6.5	
DENVER	02/13/10	*	31	6-8	.750	0-0	.000	1-3	.333	2	2	4	3.8	3	1	2	0	1	13	6.8	
at HBU	02/15/10	*	30	1-3	.333	0-0	.000	3-4	.750	1	5	6	3.9	3	6	4	0	0	5	6.7	
UALR	02/20/10	*	20	3-4	.750	1-1	1.000	3-4	.750	1	1	2	3.8	2	1	0	0	0	10	6.9	
LOUISIANA-LAFAYETTE	02/25/10	*	31	0-4	.000	0-2	.000	5-6	.833	0	1	1	3.7	3	2	3	0	0	5	6.8	
at ULM	02/27/10	*	20	2-2	1.000	0-0	.000	2-6	.333	1	2	3	3.7	2	0	4	0	1	6	6.8	
Totals			18	675	63-128	.492	3-18	.167	67-93	.720	41	66	107	3.7	63	65	50	3	11	196	6.8

Games played: 29
 Minutes/game: 23.3
 Points/game: 6.8
 FG Pct: 49.2
 3FG Pct: 16.7
 FT Pct: 72.0

Rebounds/game: 3.7
 Assists/game: 2.2
 Turnovers/game: 1.7
 Assist/turnover ratio: 1.3
 Steals/game: 0.4
 Blocks/game: 0.1

25 ERIC TRAMIEL

6-7 • 230 • Sr. • F • 1L • Shreveport, La. (Paris JC)

Averaging 13.8 points on 58.9% shooting in 13 games since returning from injury, and NT is 11-2 in that span ... Ranks 4th in school history with a 56.7 career FG% ... 19 points and 8 rebounds vs SLU ... Bullied OSU for 16 pts on 7-of-14 shooting, and No. 16 Texas A&M for 17 pts on 6-of-11 ... Has 38 career double-digit scoring performances ... Career-high 3 steals vs ULM ... Preseason First Team All-Sun Belt ... 2008-09: Earned Third Team All-Sun Belt honors ... Shot 57.9% in 08-09, which leads all SBC newcomers and ranked 3rd in the league.

CAREER HIGHS

Points: 25, last vs. WKU (1/28/10)
 FG Made: 10 vs. USA (1/21/10)
 3-FG Made: 2, last vs. Rice (12/5/09)
 FT Made: 13 vs. FAU (3/4/09)
 Assists: 3, last vs. ASU (2/26/09)
 Rebounds: 15 vs. FIU (1/22/09)
 Steals: 3 vs. ULM (12/13/09)
 Blocks: 4 vs. SHSU (11/20/08)
 Minutes: 39 vs. FIU (12/20/09)



Opponent	Date	gs	min	Total		3-Pointers		Free throws		Rebounds				pf	a	t/o	blk	stl	pts	avg	
				fg-fga	pct	3fg-fga	pct	ft-fga	pct	off	def	tot	avg								
CAMERON	11/13/09	*	29	3-7	.429	0-1	.000	5-8	.625	4	3	7	7.0	3	2	3	0	0	11	11.0	
at UT Arlington	11/18/09	*	20	1-3	.333	0-1	.000	3-3	1.000	0	3	3	5.0	5	0	0	0	1	5	8.0	
at Oklahoma State	11/21/09	*	32	7-14	.500	1-3	.333	1-1	1.000	0	3	3	4.3	5	0	1	0	16	10.7		
JACKSON STATE	11/24/09	*	29	6-9	.667	0-1	.000	3-5	.600	1	4	5	4.5	5	0	3	2	1	15	11.8	
at Boise State	11/28/09	*	33	5-8	.625	2-3	.667	2-5	.400	0	4	4	4.4	3	1	2	1	1	14	12.2	
at Rice	12/05/09	*	34	3-10	.300	2-5	.400	2-4	.500	2	5	7	4.8	3	1	3	0	0	10	11.8	
at Texas A&M	12/07/09	*	31	6-11	.545	1-4	.250	4-7	.571	2	4	6	5.0	5	2	2	1	2	17	12.6	
ULM	12/13/09	*	28	7-9	.778	0-0	.000	2-4	.500	2	3	5	5.0	2	0	2	1	3	16	13.0	
FIU	12/20/09	*	39	0-5	.000	0-2	.000	0-3	.000	2	3	5	5.0	1	1	1	1	0	0	11.6	
SOUTHEASTERN	12/22/09	*	33	6-10	.600	0-1	.000	7-9	.778	3	5	8	5.3	1	0	3	1	0	19	12.3	
TEXAS SOUTHERN	12/28/09	*	3	0-1	.000	0-0	.000	0-0	.000	0	1	1	4.9	0	1	0	0	0	0	11.2	
at Troy University	1/14/10		18	5-10	.500	0-0	.000	1-2	.500	0	2	2	4.7	5	1	1	0	0	11	11.2	
ARKANSAS STATE	01/16/10		20	5-7	.714	0-0	.000	2-5	.400	1	1	2	4.5	3	1	1	0	1	12	11.2	
SOUTH ALABAMA	01/21/10	*	32	10-17	.588	0-2	.000	5-6	.833	7	6	13	5.1	2	1	4	2	0	25	12.2	
at Western Kentucky	01/28/10	*	31	12-15	.800	1-1	1.000	0-0	.000	1	4	5	5.1	4	0	2	1	0	25	13.1	
at Middle Tennessee	1/30/10	*	17	0-2	.000	0-1	.000	2-2	1.000	0	3	3	4.9	5	0	2	1	0	2	12.4	
FLORIDA ATLANTIC	02/04/10	*	26	7-9	.778	0-0	.000	3-7	.429	1	7	8	5.1	2	0	3	1	0	17	12.6	
at FIU	02/06/10	*	28	6-9	.667	1-1	1.000	4-6	.667	1	6	7	5.2	4	1	1	3	1	17	12.9	
at Univ. of New Orleans	02/11/10	*	26	6-10	.600	1-2	.500	2-3	.667	1	3	4	5.2	3	0	1	1	1	15	13.0	
DENVER	02/13/10	*	33	2-5	.400	0-1	.000	7-11	.636	0	7	7	5.3	4	0	3	0	0	11	12.9	
at HBU	02/15/10	*	28	6-11	.545	0-0	.000	6-9	.667	1	4	5	5.2	3	2	2	0	0	18	13.1	
UALR	02/20/10	*	24	2-4	.500	0-0	.000	7-14	.500	1	6	7	5.3	2	0	1	0	0	11	13.0	
LOUISIANA-LAFAYETTE	02/25/10	*	32	4-10	.400	0-1	.000	2-4	.500	1	4	5	5.3	3	1	3	0	0	10	12.9	
at ULM	02/27/10	*	14	1-3	.333	0-0	.000	3-4	.750	2	4	6	5.3	4	0	1	2	2	5	12.6	
Totals			22	640	110-199	.553	9-30	.300	73-122	.598	33	95	128	5.3	77	15	44	19	13	302	12.6

Games played: 24
 Minutes/game: 26.7
 Points/game: 12.6
 FG Pct: 55.3
 3FG Pct: 30.0
 FT Pct: 59.8

Rebounds/game: 5.3
 Assists/game: 0.6
 Turnovers/game: 1.8
 Assist/turnover ratio: 0.3
 Steals/game: 0.5
 Blocks/game: 0.8

CAREER STATS

Season	gp-gs	min/avg	Total		3-Point		F-Throws		Rebounds				Scoring							
			fg-fga	pct	fg-fga	pct	ft-fga	pct	off	def	tot	avg	pf	fo	ast	to	blk	stl	pts	avg
2008-09	32-19	784/24.5	132-228	.579	4-10	.400	116-179	.648	74	138	212	6.6	86	3	26	50	21	13	384	12.0
2009-10	24-22	640/26.7	110-199	.553	9-30	.300	73-122	.598	33	95	128	5.3	77	6	15	44	19	13	302	12.6
TOTAL	56-41	1424/25.4	242-427	.567	13-40	.325	189-301	.628	107	233	340	6.1	163	9	41	94	40	26	686	12.3

30 JACOB HOLMEN

6-8 • 220 • Fr. • F • HS • Whitehouse, Texas (Whitehouse HS)

80.6 FT% is among team leaders ... Season-high 2 blocks and six boards at UNO ... Has 8 starts as a freshman ... Hit game-winning 15-footer with 3 seconds remaining vs Texas Southern ... 5-8 from the floor for 11 points in UALR win ... Posted a block and a 3-pointer in 9 minutes at No. 16 Texas A&M ... Only Josh White has topped Holmen's 17 pts vs USW ... 7 rebounds vs FIU ... Hit first career 3-pointer at Boise State ... Team's leading rebounder at OSU with 8 boards ... Breakout game vs. UTA with 14 pts in 29 minutes ... High School: Was the District 11-4A Defensive POY ... Named All-East Texas MVP.

CAREER HIGHS

Points: 17 vs. USW (12/2/09)
 FG Made: 6, last vs. Troy (1/14/10)
 3-FG Made: 1, last vs. ASU (1/2/10)
 FT Made: 5 vs. USW (12/2/09)
 Assists: 2, last vs. MTSU (1/30/10)
 Rebounds: 8 vs. OSU (11/21/09)
 Steals: 2 vs. UNO (1/9/09)
 Blocks: 2 vs. UNO (2/10/10)
 Minutes: 31 vs. UALR (12/31/09)



Opponent	Date	gs	min	Total		3-Pointers		Free throws		Rebounds				pf	a	t/o	blk	stl	pts	avg
				fg-fga	pct	3fg-fga	pct	ft-fa	pct	off	def	tot	avg							
CAMERON	11/13/09		16	2-5	.400	0-1	.000	0-0	.000	1	1	2	2.0	1	2	0	0	0	4	4.0
at UT Arlington	11/18/09		29	6-12	.500	0-2	.000	2-4	.500	1	3	4	3.0	4	0	0	1	0	14	9.0
at Oklahoma State	11/21/09		13	3-8	.375	0-2	.000	0-1	.000	3	5	8	4.7	2	1	0	0	1	6	8.0
JACKSON STATE	11/24/09		11	1-1	1.000	0-0	.000	4-4	1.000	0	1	1	3.8	0	0	0	0	0	6	7.5
at Boise State	11/28/09		7	3-5	.600	1-1	1.000	0-0	.000	0	1	1	3.2	1	0	0	0	0	7	7.4
UNIVERSITY OF THE SO	12/02/09	*	22	6-10	.600	0-1	.000	5-5	1.000	1	1	2	3.0	2	1	1	0	1	17	9.0
at Rice	12/05/09	*	11	1-6	.167	0-0	.000	0-0	.000	2	1	3	3.0	0	0	0	0	0	2	8.0
at Texas A&M	12/07/09		9	1-4	.250	1-2	.500	0-0	.000	1	0	1	2.8	0	0	0	1	0	3	7.4
ULM	12/13/09		6	0-2	.000	0-1	.000	0-0	.000	0	2	2	2.7	2	0	2	0	1	0	6.6
FIU	12/20/09		15	1-5	.200	0-1	.000	0-0	.000	3	4	7	3.1	0	0	1	0	0	2	6.1
SOUTHEASTERN	12/22/09		11	1-2	.500	0-1	.000	0-0	.000	0	1	1	2.9	3	0	1	1	0	2	5.7
TEXAS SOUTHERN	12/28/09		30	5-7	.714	0-0	.000	2-2	1.000	0	2	2	2.8	0	1	2	0	1	12	6.3
at UALR	12/31/09	*	31	5-8	.625	0-1	.000	1-1	1.000	0	2	2	2.8	5	1	1	0	0	11	6.6
at Arkansas State	1/2/10	*	24	3-7	.429	1-3	.333	1-1	1.000	0	3	3	2.8	3	0	1	0	0	8	6.7
at Louisiana	01/07/10	*	13	1-4	.250	0-2	.000	2-2	1.000	0	0	0	2.6	0	0	1	0	0	4	6.5
NEW ORLEANS	01/09/10	*	24	0-6	.000	0-0	.000	1-2	.500	3	3	6	2.8	2	1	3	0	2	1	6.2
at Troy University	1/14/10	*	28	6-12	.500	0-0	.000	0-0	.000	2	1	3	2.8	0	1	2	0	1	12	6.5
ARKANSAS STATE	01/16/10	*	20	2-6	.333	0-1	.000	3-4	.750	1	0	1	2.7	4	0	1	0	0	7	6.6
SOUTH ALABAMA	01/21/10		8	1-3	.333	0-0	.000	4-6	.667	1	0	1	2.6	0	0	0	0	0	6	6.5
at Western Kentucky	01/28/10		5	0-2	.000	0-2	.000	0-0	.000	0	1	1	2.6	2	0	0	0	0	0	6.2
at Middle Tennessee	1/30/10		13	2-6	.333	0-1	.000	0-0	.000	1	3	4	2.6	2	2	3	1	0	4	6.1
FLORIDA ATLANTIC	02/04/10		12	1-3	.333	0-0	.000	0-0	.000	1	0	1	2.5	0	0	0	0	1	2	5.9
at FIU	02/06/10		6	1-2	.500	0-0	.000	0-0	.000	2	1	3	2.6	0	0	1	0	0	2	5.7
at Univ. of New Orleans	02/11/10		11	1-1	1.000	0-0	.000	2-2	1.000	2	4	6	2.7	0	0	3	2	0	4	5.7
DENVER	02/13/10		7	0-0	.000	0-0	.000	2-2	1.000	1	2	3	2.7	0	1	1	0	0	2	5.5
at HBU	02/15/10		5	2-4	.500	0-0	.000	0-0	.000	0	0	0	2.6	3	0	0	0	0	4	5.5
UALR	02/20/10		14	2-5	.400	0-1	.000	0-0	.000	1	2	3	2.6	1	0	0	0	0	4	5.4
LOUISIANA-LAFAYETTE	02/25/10		6	1-4	.250	0-0	.000	0-0	.000	0	1	1	2.6	2	1	0	0	0	2	5.3
at ULM	02/27/10		5	1-2	.500	0-0	.000	0-0	.000	0	0	0	2.5	2	0	0	1	0	2	5.2
Totals		8	412	59-142	.415	3-23	.130	29-36	.806	27	45	72	2.5	41	12	24	7	8	150	5.2

Games played: 29
 Minutes/game: 14.2
 Points/game: 5.2
 FG Pct: 41.5
 3FG Pct: 13.0
 FT Pct: 80.6

Rebounds/game: 2.5
 Assists/game: 0.4
 Turnovers/game: 0.8
 Assist/turnover ratio: 0.5
 Steals/game: 0.3
 Blocks/game: 0.2

33 TYLER HALL

6-2 • 175 • So. • G • HS • Pampa, Texas (Pampa HS)

4 pts in 3 minutes vs. USW ... Recorded a steal in 1 minute of play vs Cameron ... High School: A multi-sport standout at Pampa High School, Hall averaged 22 points, 6 rebounds and 5 assists per game as a senior ... Was named an all-district performer in each of his last two seasons, and was once named to the all-region team ... Scored a career-high double-double with 42 points and 11 rebounds in a single game ... Also lettered in track, where he qualified for regionals in the long jump ... Participated in the Faith 7 Texas vs. Oklahoma All-Star game ... Has two brothers, Brodie and Clayton ... Born on August 29, 1988 to Kitty and Terry Hall.

CAREER HIGHS

Points: 4 vs. USW (12/2/09)
 FG Made: 1 vs. USW (12/2/09)
 3-FG Made: -
 FT Made: 2 vs. USW (12/2/09)
 Assists: 1 vs. USW (12/2/09)
 Rebounds: -
 Steals: 1 vs. Cameron (11/13/09)
 Blocks: -
 Minutes: 3 vs. USW (12/2/09)



Opponent	Date	gs	min	Total		3-Pointers		Free throws		Rebounds				pf	a	t/o	blk	stl	pts	avg	
				fg-fga	pct	3fg-fga	pct	ft-fta	pct	off	def	tot	avg								
CAMERON	11/13/09		1	0-1	.000	0-0	.000	0-0	.000	0	0	0	0.0	0	0	0	0	1	0	0.0	
UNIVERSITY OF THE SO	12/02/09		3	1-1	1.000	0-0	.000	2-2	1.000	0	0	0	0.0	0	1	0	0	0	4	2.0	
Totals			0	4	1-2	.500	0-0	.000	2-2	1.000	0	0	0	0.0	0	1	0	0	1	4	2.0

Games played: 2
 Minutes/game: 2.0
 Points/game: 2.0
 FG Pct: 50.0
 FT Pct: 100.0

Assists/game: 0.5
 Assist/turnover ratio: 99.9
 Steals/game: 0.5

34 JAMIE EGENTI

6-8 • 265 • Jr. • F • TR • Watauga, Texas (North Lakes College)

Saw first action of his career - 3 minutes at New Orleans ... Also played at Houston Baptist and vs UALR ... Became eligible for the spring semester ... At North Lakes College, Egenti averaged 7.8 points, 5.4 rebounds and 1.3 blocks per game in helping them claim their NJCAA Div. III National Championship ... Was a two-sport star at Haltom High School, winning the District 5-5A MVP award in 2005-06 ... Averaged 14.1 points, 10.1 rebounds and 1.2 blocks per game for the Buffalos ... Also lettered in football ... Is the oldest of seven children born to Henrietta and Emmanuel Egenti ... Born on Oct. 12, 1987.

CAREER HIGHS

Points: -
 FG Made: -
 3-FG Made: -
 FT Made: -
 Assists: -
 Rebounds: -
 Steals: -
 Blocks: -
 Minutes: 3, last vs. UALR (2/20/10)



Opponent	Date	gs	min	Total		3-Pointers		Free throws		Rebounds				pf	a	t/o	blk	stl	pts	avg	
				fg-fga	pct	3fg-fga	pct	ft-fta	pct	off	def	tot	avg								
at Univ. of New Orleans	02/11/10		3	0-1	.000	0-0	.000	0-0	.000	0	0	0	0.0	0	0	1	0	0	0	0.0	
at HBU	02/15/10		1	0-0	.000	0-0	.000	0-0	.000	0	0	0	0.0	0	0	0	0	0	0	0.0	
UALR	02/20/10		3	0-0	.000	0-0	.000	0-0	.000	0	0	0	0.0	1	0	0	0	0	0	0.0	
Totals			0	7	0-1	.000	0-0	.000	0-0	.000	0	0	0	0.0	1	0	1	0	0	0	0.0

Games played: 3
 Minutes/game: 2.3
 FG Pct: 0.0

Turnovers/game: 0.3

42 CAMERON SPENCER

6-7 • 264 • Jr. • F • SQ • Orange, Texas (Southern Methodist)

Poured in a career-high 8 points in 8 minutes at MTSU ... Late steal at WKU helped seal win ... Hit a key bucket in the win over UALR ... Six boards in 11 minutes at FIU ... Career high 2 assists and a block vs ULM ... Solid 5 pts on 2-3 shooting vs. USW ... Game and career-high 8 rebounds at Boise State ... Tallied a jumper and a block vs. Jackson State ... Scored a bucket vs Cameron in his first action at NT ... Sat out the 2008-09 season due to NCAA transfer rules ... At SMU he played in 41 games over two years, hitting 53.6 percent from the floor ... Was the first signee for SMU head coach Matt Doherty.

CAREER HIGHS

Points: 8 vs. MTSU (1/30/10)
 FG Made: 2, last vs. MTSU (1/30/10)
 3-FG Made: -
 FT Made: 4, last vs. FAU (2/4/10)
 Assists: 2, last vs. ULM (2/27/10)
 Rebounds: 8 vs. Boise St. (11/28/09)
 Steals: 1, last vs. ULM (2/27/10)
 Blocks: 1, last vs. UNO (2/10/10)
 Minutes: 19 vs. Boise St. (11/28/09)



Opponent	Date	gs	min	Total		3-Pointers		Free throws		Rebounds				pf	a	t/o	blk	stl	pts	avg	
				fg-fga	pct	3fg-fga	pct	ft-fla	pct	off	def	tot	avg								
CAMERON	11/13/09		5	1-2	.500	0-0	.000	0-0	.000	1	0	1	1.0	0	1	0	0	0	2	2.0	
at UT Arlington	11/18/09		6	0-0	.000	0-0	.000	0-0	.000	0	1	1	1.0	0	0	2	0	0	0	1.0	
at Oklahoma State	11/21/09		1	0-1	.000	0-0	.000	0-0	.000	0	0	0	0.7	1	0	0	0	0	0	0.7	
JACKSON STATE	11/24/09		3	1-2	.500	0-0	.000	0-0	.000	0	1	1	0.8	0	0	0	1	0	2	1.0	
at Boise State	11/28/09		19	1-2	.500	0-0	.000	0-0	.000	3	5	8	2.2	0	1	1	1	0	2	1.2	
UNIVERSITY OF THE SO	12/02/09		14	2-3	.667	0-0	.000	1-2	.500	1	3	4	2.5	0	0	0	0	1	5	1.8	
at Rice	12/05/09		6	0-0	.000	0-0	.000	0-0	.000	0	1	1	2.3	0	0	0	0	0	0	1.6	
at Texas A&M	12/07/09		6	1-2	.500	0-0	.000	0-0	.000	1	2	3	2.4	3	0	0	0	1	2	1.6	
ULM	12/13/09		6	0-0	.000	0-0	.000	0-0	.000	0	1	1	2.2	2	2	0	0	1	0	1.4	
TEXAS SOUTHERN	12/28/09		2	0-0	.000	0-0	.000	0-0	.000	0	0	0	2.0	1	0	0	0	0	0	1.3	
at UALR	12/31/09		9	1-1	1.000	0-0	.000	0-0	.000	0	1	1	1.9	0	0	0	0	0	2	1.4	
at Arkansas State	1/2/10		16	1-3	.333	0-0	.000	0-0	.000	2	5	7	2.3	0	0	1	0	0	2	1.4	
at Louisiana	01/07/10		2	0-0	.000	0-0	.000	0-0	.000	1	0	1	2.2	0	0	1	0	0	0	1.3	
NEW ORLEANS	01/09/10		10	1-1	1.000	0-0	.000	0-0	.000	1	3	4	2.4	2	0	0	1	0	2	1.4	
at Troy University	1/14/10		10	0-0	.000	0-0	.000	0-0	.000	1	2	3	2.4	0	0	1	0	0	0	1.3	
SOUTH ALABAMA	01/21/10		6	0-0	.000	0-0	.000	0-0	.000	0	1	1	2.3	1	0	0	1	0	0	1.2	
at Western Kentucky	01/28/10		11	0-0	.000	0-0	.000	0-0	.000	0	2	2	2.3	2	0	0	0	1	0	1.1	
at Middle Tennessee	1/30/10		8	2-2	1.000	0-0	.000	4-4	1.000	1	2	3	2.3	1	1	0	1	0	8	1.5	
FLORIDA ATLANTIC	02/04/10		8	0-0	.000	0-0	.000	4-4	1.000	0	3	3	2.4	1	0	1	0	1	4	1.6	
at FIU	02/06/10		11	0-1	.000	0-0	.000	0-1	.000	2	4	6	2.6	1	1	0	0	0	0	1.6	
at Univ. of New Orleans	02/11/10		10	0-2	.000	0-0	.000	0-0	.000	0	2	2	2.5	3	0	0	1	0	0	1.5	
DENVER	02/13/10		4	0-0	.000	0-0	.000	0-0	.000	0	0	0	2.4	0	0	0	0	0	0	1.4	
at HBU	02/15/10		15	0-2	.000	0-0	.000	0-0	.000	1	4	5	2.5	0	1	1	0	0	0	1.3	
UALR	02/20/10		15	0-0	.000	0-0	.000	0-0	.000	0	4	4	2.6	5	1	0	0	0	0	1.3	
LOUISIANA-LAFAYETTE	02/25/10		7	0-1	.000	0-0	.000	1-2	.500	1	1	2	2.6	2	0	1	0	0	1	1.3	
at ULM	02/27/10		20	1-2	.500	0-0	.000	1-2	.500	2	1	3	2.6	4	2	0	0	1	3	1.3	
Totals			0	230	12-27	.444	0-0	.000	11-15	.733	18	49	67	2.6	29	10	9	6	6	35	1.3

Games played: 26
 Minutes/game: 8.8
 Points/game: 1.3
 FG Pct: 44.4
 FT Pct: 73.3

Rebounds/game: 2.6
 Assists/game: 0.4
 Turnovers/game: 0.3
 Assist/turnover ratio: 1.1
 Steals/game: 0.2
 Blocks/game: 0.2

2009-10 SEASON STATS TEAM/INDIVIDUAL

Overall record: 21-8 Conf: 13-5 Home: 12-2 Away: 9-6 Neutral: 0-0

#	Player	gp-gs	min	Total		3-Point		F-Throw		Rebounds					pts	avg						
				fg-fga	fg%	3fg-fga	3fg%	ft-fa	ft%	off	def	tot	avg	pf			dq	a	to	blk	stl	
10	White, Josh	29-29	1033	35.6	121-276	.438	51-123	.415	140-171	.819	14	41	55	1.9	37	0	105	88	1	16	433	14.9
14	Thompson, Tristan	29-25	845	29.1	120-278	.432	54-129	.419	111-136	.816	23	73	96	3.3	63	1	47	52	2	22	405	14.0
25	Tramiel, Eric	24-22	640	26.7	110-199	.553	9-30	.300	73-122	.598	33	95	128	5.3	77	6	15	44	19	13	302	12.6
04	Odufuwa, George	29-28	908	31.3	122-199	.613	0-0	.000	90-148	.608	86	217	303	10.4	85	2	51	74	25	20	334	11.5
21	Shorter, Shannon	29-18	675	23.3	63-128	.492	3-18	.167	67-93	.720	41	66	107	3.7	63	1	65	50	3	11	196	6.8
01	Johnson, Dominique	4-0	60	15.0	8-19	.421	3-8	.375	8-10	.800	0	7	7	1.8	6	0	9	4	1	3	27	6.8
23	Thomas, Richard	21-12	376	17.9	34-93	.366	16-54	.296	27-40	.675	7	38	45	2.1	44	1	22	34	9	9	111	5.3
30	Holmen, Jacob	29-8	412	14.2	59-142	.415	3-23	.130	29-36	.806	27	45	72	2.5	41	1	12	24	7	8	150	5.2
20	Mangrum, Collin	26-3	358	13.8	36-88	.409	16-50	.320	15-17	.882	3	35	38	1.5	52	1	13	26	4	13	103	4.0
03	Williams, Alzee	28-0	229	8.2	19-61	.311	5-30	.167	14-22	.636	3	19	22	0.8	18	0	4	17	3	6	57	2.0
33	Hall, Tyler	2-0	4	2.0	1-2	.500	0-0	.000	2-2	1.000	0	0	0	0.0	0	0	1	0	0	1	4	2.0
42	Spencer, Cameron	26-0	230	8.8	12-27	.444	0-0	.000	11-15	.733	18	49	67	2.6	29	1	10	9	6	6	35	1.3
12	Goff, Nick	6-0	12	2.0	1-2	.500	0-0	.000	2-2	1.000	1	3	4	0.7	0	0	1	2	0	0	4	0.7
15	Knox, Ben	16-0	74	4.6	5-13	.385	0-0	.000	0-2	.000	10	6	16	1.0	9	0	3	5	4	2	10	0.6
11	Matlock, Antwone	10-0	38	3.8	2-10	.200	2-9	.222	0-0	.000	0	2	2	0.2	4	0	0	1	0	0	6	0.6
34	Egenti, Jamie	3-0	7	2.3	0-1	.000	0-0	.000	0-0	.000	0	0	0	0.0	1	0	0	1	0	0	0	0.0
Team											45	59	104				5					
Total.....		29	5901		713-1538	.464	162-474	.342	589-816	.722	311	755	1066	36.8	529	14	358	436	84	130	2177	75.1
Opponents.....		29	5901		747-1733	.431	143-447	.320	399-561	.711	331	638	969	33.4	659	-	320	382	112	217	2036	70.2

TEAM STATISTICS

	NT	OPP
SCORING	2177	2036
Points per game	75.1	70.2
Scoring margin	+4.9	-
FIELD GOALS-ATT	713-1538	747-1733
Field goal pct	.464	.431
3 POINT FG-ATT	162-474	143-447
3-point FG pct	.342	.320
3-pt FG made per game	5.6	4.9
FREE THROWS-ATT	589-816	399-561
Free throw pct	.722	.711
F-Throws made per game	20.3	13.8
REBOUNDS	1066	969
Rebounds per game	36.8	33.4
Rebounding margin	+3.3	-
ASSISTS	358	320
Assists per game	12.3	11.0
TURNOVERS	436	382
Turnovers per game	15.0	13.2
Turnover margin	-1.9	-
Assist/turnover ratio	0.8	0.8
STEALS	130	217
Steals per game	4.5	7.5
BLOCKS	84	112
Blocks per game	2.9	3.9
ATTENDANCE	38022	40507
Home games-Avg/Game	14-2716	15-2700
Neutral site-Avg/Game	-	0-0

Score by Periods

	1st	2nd	OT	OT2	Totals
North Texas	1016	1130	24	7	2177
Opponents	936	1062	33	5	2036

Date	Opponent		Score	Att.
11/13/09	CAMERON	w	80-62	1524
11/18/09	at UT Arlington	Wo2	101-99	1404
11/21/09	at Oklahoma State	L	68-82	10888
11/24/09	JACKSON STATE	w	68-58	2164
11/28/09	at Boise State	L	73-79	2650
12/02/09	UNIVERSITY OF THE SOUTHWEST	w	91-62	1677
12/05/09	at Rice	w	64-62	1490
12/07/09	at Texas A&M	L	65-75	6366
* 12/13/09	ULM	w	79-62	1412
* 12/20/09	FIU	Lot	70-80	2327
12/22/09	SOUTHEASTERN	w	71-61	1319
12/28/09	TEXAS SOUTHERN	w	71-69	1768
* 12/31/09	at UALR	w	83-78	3009
* 1/2/10	at Arkansas State	L	56-71	2381
* 01/07/10	at Louisiana	L	72-74	1235
* 01/09/10	NEW ORLEANS	w	71-57	2273
* 1/14/10	at Troy University	w	75-72	1915
* 01/16/10	ARKANSAS STATE	L	70-83	3117
* 01/21/10	SOUTH ALABAMA	w	86-78	3685
* 01/28/10	at Western Kentucky	Wot	84-83	4263
* 1/30/10	at Middle Tennessee	L	64-69	3012
* 02/04/10	FLORIDA ATLANTIC	w	86-69	3835
* 02/06/10	at FIU	w	68-66	757
* 02/11/10	at Univ. of New Orleans	w	68-46	341
* 02/13/10	DENVER	w	64-59	3872
* 02/15/10	at HBU	w	107-87	796
* 02/20/10	UALR	w	83-65	4672
* 02/25/10	LOUISIANA-LAFAYETTE	w	65-57	4377
* 02/27/10	at ULM	w	74-71	0

* = Conference game

2009-10 SUN BELT CONFERENCE ONLY STATS

RECORD:	OVERALL	HOME	AWAY	NEUTRAL
ALL GAMES	13-5	7-2	6-3	0-0
CONFERENCE	13-5	7-2	6-3	0-0
NON-CONFERENCE	0-0	0-0	0-0	0-0

#	Player	gp-gs	min	avg	Total		3-Point		F-Throw		Rebounds				pf	dq	a	to	blk	stl	pts	avg
					fg-fga	fg%	3fg-fga	3fg%	ft-fa	ft%	off	def	tot	avg								
14	Thompson, Tristan	18-15	591	32.8	90-195	.462	41-93	.441	81-97	.835	15	45	60	3.3	42	1	26	36	2	18	302	16.8
10	White, Josh	18-18	646	35.9	64-171	.374	30-79	.380	87-110	.791	8	20	28	1.6	26	0	62	54	1	10	245	13.6
25	Tramiel, Eric	14-12	368	26.3	67-115	.583	3-11	.273	40-71	.563	20	59	79	5.6	44	2	6	26	13	8	177	12.6
04	Odufuwa, George	18-18	571	31.7	83-129	.643	0-0	.000	56-97	.577	55	139	194	10.8	56	1	37	48	14	11	222	12.3
21	Shorter, Shannon	18-14	479	26.6	48-90	.533	2-10	.200	45-62	.726	32	39	71	3.9	45	1	47	35	3	8	143	7.9
23	Thomas, Richard	10-5	164	16.4	15-39	.385	5-20	.250	12-20	.600	4	16	20	2.0	21	1	9	16	4	2	47	4.7
30	Holmen, Jacob	18-6	248	13.8	28-78	.359	1-13	.077	16-20	.800	18	29	47	2.6	25	1	7	20	4	5	73	4.1
20	Mangrum, Collin	17-2	213	12.5	15-48	.313	9-30	.300	5-5	1.000	3	25	28	1.6	32	1	11	19	1	8	44	2.6
03	Williams, Alzee	17-0	122	7.2	10-35	.286	3-19	.158	8-14	.571	1	9	10	0.6	8	0	3	8	2	1	31	1.8
42	Spencer, Cameron	16-0	153	9.6	6-13	.462	0-0	.000	10-13	.769	11	32	43	2.7	24	1	7	5	4	4	22	1.4
11	Matlock, Antwone	7-0	30	4.3	2-7	.286	2-6	.333	0-0	.000	0	1	1	0.1	3	0	0	1	0	0	6	0.9
15	Knox, Ben	11-0	53	4.8	3-11	.273	0-0	.000	0-2	.000	6	6	12	1.1	7	0	2	2	2	2	6	0.5
34	Egenti, Jamie	2-0	6	3.0	0-1	.000	0-0	.000	0-0	.000	0	0	0	0.0	1	0	0	1	0	0	0	0.0
12	Goff, Nick	3-0	7	2.3	0-0	.000	0-0	.000	0-0	.000	0	2	2	0.7	0	0	0	1	0	0	0	0.0
Team											27	36	63				2					
Total.....		18	3651		431-932	.462	96-281	.342	360-511	.705	200	458	658	36.6	334	9	217	274	50	77	1318	73.2
Opponents.....		18	3650		450-1051	.428	89-267	.333	251-354	.709	212	383	595	33.1	419	-	187	233	66	146	1240	68.9

TEAM STATISTICS	NT	OPP	Date	Opponent	Score	Att.
SCORING	1318	1240	* 12/13/09	ULM	W 79-62	1412
Points per game	73.2	68.9	* 12/20/09	FIU	Lot 70-80	2327
Scoring margin	+4.3	-	* 12/31/09	at UALR	W 83-78	3009
FIELD GOALS-ATT	431-932	450-1051	* 1/2/10	at Arkansas State	L 56-71	2381
Field goal pct	.462	.428	* 01/07/10	at Louisiana	L 72-74	1235
3 POINT FG-ATT	96-281	89-267	* 01/09/10	NEW ORLEANS	W 71-57	2273
3-point FG pct	.342	.333	* 1/14/10	at Troy University	W 75-72	1915
3-pt FG made per game	5.3	4.9	* 01/16/10	ARKANSAS STATE	L 70-83	3117
FREE THROWS-ATT	360-511	251-354	* 01/21/10	SOUTH ALABAMA	W 86-78	3685
Free throw pct	.705	.709	* 01/28/10	at Western Kentucky	Wot 84-83	4263
F-Throws made per game	20.0	13.9	* 1/30/10	at Middle Tennessee	L 64-69	3012
REBOUNDS	658	595	* 02/04/10	FLORIDA ATLANTIC	W 86-69	3835
Rebounds per game	36.6	33.1	* 02/06/10	at FIU	W 68-66	757
Rebounding margin	+3.5	-	* 02/11/10	at Univ. of New Orleans	W 68-46	341
ASSISTS	217	187	* 02/13/10	DENVER	W 64-59	3872
Assists per game	12.1	10.4	* 02/20/10	UALR	W 83-65	4672
TURNOVERS	274	233	* 02/25/10	LOUISIANA-LAFAYETTE	W 65-57	4377
Turnovers per game	15.2	12.9	* 02/27/10	at ULM	W 74-71	0
Turnover margin	-2.3	-				
Assist/turnover ratio	0.8	0.8				
STEALS	77	146				
Steals per game	4.3	8.1				
BLOCKS	50	66				
Blocks per game	2.8	3.7				
ATTENDANCE	29570	16913				
Home games-Avg/Game	9-3286	9-1879				
Neutral site-Avg/Game	-	0-0				

* = Conference game

Score by Periods	1st	2nd	OT	Totals
North Texas	604	702	12	1318
Opponents	560	659	21	1240

2009-10 SEASON STATS TEAM GAME-BY-GAME

Opponent	Date	Score		Total		3-Pointers		Free throws		Rebounds				pf	a	t/o	blk	stl	pts	avg
				fg-fga	pct	3fg-fga	pct	ft-fa	pct	off	def	tot	avg							
CAMERON	11/13/09	80-62	W	24-57	.421	8-22	.364	24-33	.727	17	33	50	50.0	14	13	15	2	2	80	80.0
at UT Arlington	11/18/09	101-99	Wot	27-57	.474	3-15	.200	44-57	.772	10	36	46	48.0	27	13	22	5	7	101	90.5
at Oklahoma State	11/21/09	68-82	L	24-58	.414	5-16	.313	15-18	.833	12	24	36	44.0	19	11	13	4	2	68	83.0
JACKSON STATE	11/24/09	68-58	W	22-50	.440	4-14	.286	20-28	.714	6	30	36	42.0	20	10	14	7	6	68	79.2
at Boise State	11/28/09	73-79	L	29-62	.468	9-22	.409	6-12	.500	11	24	35	40.6	14	15	18	3	3	73	78.0
UNIVERSITY OF THE SO	12/02/09	91-62	W	33-59	.559	8-19	.421	17-24	.708	12	29	41	40.7	16	14	11	2	7	91	80.2
at Rice	12/05/09	64-62	W	18-48	.375	8-22	.364	20-26	.769	7	26	33	39.6	16	8	12	1	3	64	77.9
at Texas A&M	12/07/09	65-75	L	23-54	.426	4-16	.250	15-22	.682	14	17	31	38.5	21	14	14	4	7	65	76.2
ULM	12/13/09	79-62	W	28-49	.571	8-15	.533	15-25	.600	10	23	33	37.9	21	17	18	4	7	79	76.6
FIU	12/20/09	70-80	Lot	21-58	.362	10-30	.333	18-30	.600	16	22	38	37.9	19	9	14	6	3	70	75.9
SOUTHEASTERN	12/22/09	71-61	W	24-53	.453	3-17	.176	20-24	.833	7	24	31	37.3	15	7	12	4	6	71	75.5
TEXAS SOUTHERN	12/28/09	71-69	W	23-45	.511	4-13	.308	21-27	.778	5	22	27	36.4	13	12	15	0	5	71	75.1
at UALR	12/31/09	83-78	W	29-54	.537	9-24	.375	16-22	.727	8	19	27	35.7	16	23	12	2	1	83	75.7
at Arkansas State	1/2/10	56-71	L	19-57	.333	3-16	.188	15-19	.789	15	22	37	35.8	13	10	16	2	3	56	74.3
at Louisiana	01/07/10	72-74	L	21-46	.457	4-10	.400	26-34	.765	14	19	33	35.6	22	10	22	1	0	72	74.1
NEW ORLEANS	01/09/10	71-57	W	24-55	.436	7-18	.389	16-26	.615	11	26	37	35.7	16	9	12	3	6	71	73.9
at Troy University	1/14/10	75-72	W	25-59	.424	7-19	.368	18-21	.857	13	25	38	35.8	14	15	13	2	7	75	74.0
ARKANSAS STATE	01/16/10	70-83	L	22-54	.407	3-15	.200	23-30	.767	13	17	30	35.5	17	12	13	1	7	70	73.8
SOUTH ALABAMA	01/21/10	86-78	W	31-63	.492	4-15	.267	20-24	.833	20	28	48	36.2	19	12	19	4	5	86	74.4
at Western Kentucky	01/28/10	84-83	Wot	32-65	.492	4-16	.250	16-23	.696	16	27	43	36.5	22	13	16	1	7	84	74.9
at Middle Tennessee	1/30/10	64-69	L	18-48	.375	5-13	.385	23-30	.767	7	28	35	36.4	23	8	14	6	5	64	74.4
FLORIDA ATLANTIC	02/04/10	86-69	W	30-47	.638	1-4	.250	25-33	.758	7	30	37	36.5	19	11	18	3	4	86	74.9
at FIU	02/06/10	68-66	W	24-50	.480	5-15	.333	15-27	.556	7	35	42	36.7	18	15	13	5	4	68	74.6
at Univ. of New Orleans	02/11/10	68-46	W	19-47	.404	6-15	.400	24-31	.774	8	38	46	37.1	19	14	18	5	4	68	74.3
DENVER	02/13/10	64-59	W	18-36	.500	3-14	.214	25-36	.694	7	20	27	36.7	14	6	9	0	3	64	73.9
at HBU	02/15/10	107-87	W	35-63	.556	10-17	.588	27-34	.794	10	32	42	36.9	20	24	16	2	5	107	75.2
UALR	02/20/10	83-65	W	27-50	.540	7-17	.412	22-34	.647	8	31	39	37.0	18	12	13	1	3	83	75.5
LOUISIANA-LAFAYETTE	02/25/10	65-57	W	23-47	.489	3-11	.273	16-26	.615	8	24	32	36.8	19	8	12	0	2	65	75.1
at ULM	02/27/10	74-71	W	20-47	.426	7-14	.500	27-40	.675	12	24	36	36.8	25	13	22	4	6	74	75.1
North Texas		2177		713-1538	.464	162-474	.342	589-816	.722	311	755	1066	36.8	529	358	436	84	130	2177	75.1
Opponents		2036		747-1733	.431	143-447	.320	399-561	.711	331	638	969	33.4	659	320	382	112	217	2036	70.2

Games played: 29
 Points/game: 75.1
 FG Pct: 46.4
 3FG Pct: 34.2
 FT Pct: 72.2

Rebounds/game: 36.8
 Assists/game: 12.3
 Turnovers/game: 15.0
 Assist/turnover ratio: 0.8
 Steals/game: 4.5
 Blocks/game: 2.9

NORTH TEXAS BASKETBALL (21-8, 13-5 SBC)

SUN BELT TOURNAMENT GUIDE



NORTH TEXAS 83 at UALR 78
Jack Stephens Center • Little Rock • 12/31/09

North Texas (9-4, 2-1 SBC) FG-A 3G-A FTA O D T PF Pts A TO B S Min.
04 Odufuwa, George...f...8...9...0...0...4...7...2...6...8...4...20...3...2...0...1...31
10 White, Josh...g...3...10...2...6...5...6...0...1...1...1...13...7...4...0...0...36
14 Thompson, Tristan...g...9...13...6...9...2...3...2...2...4...2...26...2...3...0...0...34
20 Mangrum, Collin...g...1...4...1...4...0...0...0...2...2...2...3...2...0...0...0...17
30 Holmen, Jacob...f...5...8...0...1...1...1...0...2...2...5...11...1...1...0...0...31
03 Williams, Alzee...0...2...0...2...0...0...0...0...0...0...0...1...0...1...0...6
21 Shorter, Shannon...2...6...0...1...4...5...3...1...4...2...8...7...1...0...0...30
23 Thomas, Richard...0...1...0...0...1...0...0...0...1...1...0...0...0...1...1...0...6
42 Spencer, Cameron...1...1...0...0...0...0...0...0...1...1...0...2...0...0...0...9
TEAM...1...3...4...
Totals...29...54...9...24...16...22...8...19...27...16...83...23...12...2...1...200



NORTH TEXAS 56 at ARKANSAS STATE 71
Convocation Center • Jonesboro, Ark. • 1/2/10

North Texas (9-5, 2-2 SBC) FG-A 3G-A FTA O D T PF Pts A TO B S Min.
04 Odufuwa, George...f...3...6...0...0...4...4...6...3...9...3...10...2...4...1...0...31
15 Peterson, Brandon...f...3...7...1...3...1...1...0...3...3...3...8...0...1...0...0...24
10 White, Josh...g...3...12...1...3...2...3...2...2...4...3...9...5...2...0...0...39
14 Thompson, Tristan...g...5...14...1...5...7...8...3...2...5...0...18...2...3...0...1...35
20 Mangrum, Collin...g...0...3...0...1...0...0...0...0...0...0...0...0...1...0...0...8
03 Williams, Alzee...0...3...0...2...1...2...0...0...0...0...2...1...1...2...0...1...18
15 Knox, Ben...1...3...0...0...0...0...2...1...3...1...2...0...0...1...1...9
21 Shorter, Shannon...3...6...0...2...0...1...0...4...4...1...6...0...2...0...0...20
42 Spencer, Cameron...1...3...0...0...0...0...2...5...7...0...2...0...1...0...0...16
TEAM...2...2...
Totals...19...57...3...16...15...19...15...22...37...13...56...10...16...2...3...200

UALR (4-10, 0-3 SBC) FG-A 3G-A FTA O D T PF Pts A TO B S Min.
12 Jackson, Courtney...f...3...8...0...1...0...0...3...7...10...2...6...0...5...0...0...26
24 Burton, Wayne...f...5...11...0...0...2...3...5...1...6...4...12...0...1...2...0...21
11 Foster, Lionel...g...2...4...0...2...1...1...0...2...2...3...5...3...3...0...1...25
21 Garcia-Mendoza, Alex...g...8...11...1...1...4...5...4...3...7...4...21...2...0...0...0...38
22 Bozeman, Solomon...g...4...12...2...5...10...12...1...5...6...3...20...5...4...0...2...37
02 Stewart, Kelson...0...3...0...1...0...0...0...0...0...0...0...0...0...0...0...5
20 Mouzy, Matt...3...6...1...3...0...0...0...0...0...4...7...1...0...1...0...21
23 Davison, Ricky...1...3...1...1...0...0...0...0...2...3...3...0...0...0...0...11
40 Thornton, Montrell...2...2...0...0...0...1...0...3...3...1...4...0...1...1...0...16
TEAM...2...2...
Totals...28...60...5...14...17...22...15...21...36...23...78...14...14...4...3...200

ASU (7-6, 2-1 SBC) FG-A 3G-A FTA O D T PF Pts A TO B S Min.
13 Adams, Martavius...f...8...12...0...0...0...0...1...7...8...3...16...2...0...0...0...32
15 Peterson, Brandon...f...3...8...0...0...0...0...2...4...6...4...6...2...2...3...1...19
01 Reed, Brandon...g...10...19...3...6...2...3...1...3...4...1...25...2...4...0...2...38
02 Finn, Trey...g...3...8...2...2...0...0...0...6...6...3...8...1...1...0...2...33
12 Allison, Rashad...g...5...7...1...2...1...2...1...3...4...1...12...6...2...1...2...38
05 Thomas, Jeremy...1...3...0...1...0...0...2...0...2...1...2...2...1...1...0...18
10 Sterrenberg, Adam...0...1...0...1...2...4...0...0...0...1...2...2...0...0...0...11
44 Butler, Justin...0...0...0...0...0...0...0...2...2...3...0...1...1...0...0...11
TEAM...1...1...
Totals...30...58...6...12...5...9...8...25...33...17...71...18...11...5...7...200

1st 2nd Tot FG% 3FG% FT% Paint P-TO 2nd Break Bench
North Texas 45 38 83 53.7 37.5 72.7 28 18 8 8 10
UALR 37 41 78 46.7 35.7 77.3 28 18 2 14
Officials: Gerry Pollard, Tom Eades, Doug Shows
Attendance: 3,009

1st 2nd Tot FG% 3FG% FT% Paint P-TO 2nd Break Bench
North Texas 22 34 56 33.3 18.8 78.9 26 8 14 0 11
ASU 32 39 71 51.7 50.0 55.6 30 17 15 8 4
Officials: Kevin Mathis, Bret Smith, Steve Pytt
Attendance: 2,381



NORTH TEXAS 72 at LOUISIANA-LAFAYETTE 74
The Cajun Dome • Lafayette, La. • 1/7/10

North Texas (9-6, 2-3 SBC) FG-A 3G-A FTA O D T PF Pts A TO B S Min.
04 Odufuwa, George...f...5...9...0...0...5...7...4...8...12...3...15...0...2...1...0...37
30 Holmen, Jacob...f...1...4...0...2...2...2...0...0...0...0...4...0...1...0...0...13
10 White, Josh...g...4...11...3...4...3...4...2...1...3...4...14...4...6...0...0...39
14 Thompson, Tristan...g...1...4...0...1...9...11...0...2...2...3...11...0...5...0...0...35
21 Shorter, Shannon...g...5...9...0...0...4...6...4...4...8...3...14...2...2...0...0...31
03 Williams, Alzee...0...0...0...0...0...0...0...0...0...1...0...0...0...0...0...4
15 Knox, Ben...0...0...0...0...0...0...1...0...1...3...0...1...1...0...0...7
20 Mangrum, Collin...0...1...0...0...0...0...0...0...0...1...0...0...1...0...0...2
23 Thomas, Richard...5...8...1...3...3...4...0...2...2...4...14...3...2...0...0...30
42 Spencer, Cameron...0...0...0...0...0...0...1...0...0...0...0...1...0...0...0...2
TEAM...2...2...4...
Totals...21...46...4...10...26...34...14...19...33...22...72...10...22...1...0...200



NEW ORLEANS 57 at NORTH TEXAS 71
The Super Pit • Denton, Texas • 1/9/10

North Texas (10-6, 3-3 SBC) FG-A 3G-A FTA O D T PF Pts A TO B S Min.
04 Odufuwa, George...f...4...7...0...0...1...4...3...6...9...4...9...1...2...0...1...18
30 Holmen, Jacob...f...0...6...0...0...1...2...3...6...3...6...2...1...3...0...2...24
10 White, Josh...g...5...12...2...5...9...11...0...0...0...1...21...4...1...0...1...35
21 Shorter, Shannon...g...3...7...0...1...1...1...2...3...5...2...7...1...3...1...1...32
23 Thomas, Richard...g...3...7...1...3...0...2...0...5...5...2...7...0...1...1...0...25
03 Williams, Alzee...0...1...0...1...1...2...0...1...1...0...0...1...0...0...0...5
11 Matlock, Antwone...0...0...0...0...0...0...0...0...0...1...0...0...0...0...0...1
12 Goff, Nick...0...0...0...0...0...0...0...0...0...0...0...0...0...0...0...1
14 Thompson, Tristan...6...9...3...5...3...4...1...2...3...1...18...2...0...0...0...23
15 Knox, Ben...0...1...0...0...0...0...0...2...2...0...0...0...0...0...0...14
20 Mangrum, Collin...2...4...1...3...0...0...0...1...1...1...5...0...2...0...1...12
42 Spencer, Cameron...1...1...0...0...0...0...1...3...4...2...2...0...0...1...0...10
TEAM...1...1...
Totals...24...55...7...18...16...26...11...26...37...16...71...9...12...3...6...200

ULL (5-10, 2-2 SBC) FG-A 3G-A FTA O D T PF Pts A TO B S Min.
01 Johnson, Tyren...f...9...16...1...2...1...3...1...3...4...5...20...3...3...2...2...36
33 Gradnigo, Chris...f...6...16...1...3...5...6...2...0...2...2...18...1...1...1...1...37
00 Batiste, Colby...c...0...0...0...0...0...0...4...4...5...0...0...2...0...1...19
02 Daigle, Randell...g...3...3...2...2...6...8...0...1...1...0...14...1...2...0...2...26
22 Andrews, Raymone...g...2...4...0...0...1...2...2...0...2...2...5...2...0...0...2...24
03 Bureau, Travis...2...3...0...1...0...0...0...0...2...4...1...1...1...1...0...16
04 Roberson, Lamar...1...1...0...0...0...0...0...0...2...2...1...1...1...1...0...8
05 Dison, Brandon...0...1...0...0...2...2...0...0...0...2...0...0...0...0...1...4
12 Lago, Willie...0...1...0...1...0...0...0...0...0...0...0...0...0...0...0...4
20 Wallace, Courtney...2...3...0...0...2...2...0...1...1...3...6...0...0...2...0...11
44 Mitchell, Javan...1...1...0...0...1...2...1...2...3...1...3...0...0...0...0...5
55 McCoy, Ryan...0...2...0...0...0...0...0...1...1...3...0...2...1...0...1...10
TEAM...1...2...3...
Totals...26...51...4...9...18...25...7...14...21...25...74...11...11...7...10...200

UNO (6-11, 1-5 SBC) FG-A 3G-A FTA O D T PF Pts A TO B S Min.
04 Mpondo, Johann...f...3...7...0...0...1...2...2...1...3...2...7...1...1...0...0...24
45 Hart, Eijike...f...2...6...0...0...0...0...4...2...6...3...4...0...0...0...0...25
14 Carmouche, Charles...c...5...16...1...2...4...6...1...6...7...4...15...0...4...0...4...35
00 Blair, Carl...g...3...8...1...2...8...8...2...6...8...4...15...2...3...0...1...34
15 McDonald, Devin...g...3...7...1...4...1...2...0...3...3...4...8...0...2...0...2...30
05 Damachoua, Destin...0...0...0...0...0...0...0...0...0...1...0...0...0...1...0...2
13 Tyrna, Jaroslav...1...3...0...1...0...0...0...3...3...3...2...2...0...1...0...0...20
22 Diggs, Quincy...1...3...1...3...1...2...1...1...2...0...4...1...1...0...1...24
55 Lewis, J.L...1...1...0...0...0...0...0...0...0...2...2...0...1...0...0...6
TEAM...1...5...6...
Totals...19...51...4...12...15...20...11...27...38...23...57...4...15...0...8...200

1st 2nd Tot FG% 3FG% FT% Paint P-TO 2nd Break Bench
North Texas 22 50 72 45.7 40.0 76.5 34 5 11 6 14
ULL 34 40 74 51.0 44.4 72.0 34 28 7 10 17
Officials: Randy Heimerman, Winston Stith, Mike Thibodeaux
Attendance: 1,235

1st 2nd Tot FG% 3FG% FT% Paint P-TO 2nd Break Bench
North Texas 36 35 71 43.6 38.9 61.5 26 16 13 4 26
New Orleans 27 30 57 37.3 33.3 75.0 18 8 11 2 8
Officials: Kerry Sitton, Jon Stigliano, Quinton Reece
Attendance: 2,273

NORTH TEXAS BASKETBALL (21-8, 13-5 SBC)

SUN BELT TOURNAMENT GUIDE



NORTH TEXAS 75 at TROY 72
Trojan Arena • Troy, Ala. • 1/14/10

Box score table for North Texas vs Troy. Columns include Player Name, FG-A, 3G-A, FTA, O, D, T, PF, Pts, A, TO, B, S, Min. Includes player stats for Odufuwa, Holmen, White, Shorter, Thomas, Williams, Thompson, Knox, Mangrum, Tramiel, Spencer and team totals.

Box score table for Troy vs North Texas. Columns include Player Name, FG-A, 3G-A, FTA, O, D, T, PF, Pts, A, TO, B, S, Min. Includes player stats for Jones, Coleman, Hazzard, Vogler, Delk, Taylor, Patsatsia, Toombs and team totals.

Summary statistics for North Texas vs Troy. Columns: 1st, 2nd, Tot, FG%, 3FG%, FT%, Paint, P-TO, 2nd, Break, Bench. Values: North Texas (33, 26, 75, 42.4, 36.8, 85.7, 32, 8, 13, 2, 34); Troy (26, 46, 72, 45.7, 26.3, 42.9, 48, 17, 16, 12, 13).

Officials: Terry Moore, J.B. Caldwell, Byron Evans
Attendance: 1,915



ARKANSAS STATE 83 at NORTH TEXAS 70
The Super Pit • Denton, Texas • 1/16/10

Box score table for Arkansas State vs North Texas. Columns include Player Name, FG-A, 3G-A, FTA, O, D, T, PF, Pts, A, TO, B, S, Min. Includes player stats for Odufuwa, Holmen, White, Shorter, Thomas, Williams, Thompson, Knox, Tramiel and team totals.

Box score table for ASU vs North Texas. Columns include Player Name, FG-A, 3G-A, FTA, O, D, T, PF, Pts, A, TO, B, S, Min. Includes player stats for Peterson, Adams, Reed, Finn, Allison, Bryant, Thomas, Sterrenberg, Butler and team totals.

Summary statistics for ASU vs North Texas. Columns: 1st, 2nd, Tot, FG%, 3FG%, FT%, Paint, P-TO, 2nd, Break, Bench. Values: North Texas (32, 38, 70, 40.7, 20.0, 76.7, 32, 20, 16, 2, 29); ASU (38, 45, 83, 59.3, 66.7, 76.5, 40, 14, 8, 8, 31).

Officials: Kyle Ingram, Troy Raymond, James Durham
Attendance: 3,117



SOUTH ALABAMA 78 at NORTH TEXAS 86
The Super Pit • Denton, Texas • 1/21/10

Box score table for South Alabama vs North Texas. Columns include Player Name, FG-A, 3G-A, FTA, O, D, T, PF, Pts, A, TO, B, S, Min. Includes player stats for Odufuwa, Tramiel, White, Thompson, Shorter, Matlock, Knox, Mangrum, Holmen, Spencer and team totals.

Box score table for USA vs North Texas. Columns include Player Name, FG-A, 3G-A, FTA, O, D, T, PF, Pts, A, TO, B, S, Min. Includes player stats for Brock, Carter, Sherrer, Cooks, Williams, Tabet, Phillip, Phillips, Hersey, Guerrier and team totals.

Summary statistics for USA vs North Texas. Columns: 1st, 2nd, Tot, FG%, 3FG%, FT%, Paint, P-TO, 2nd, Break, Bench. Values: North Texas (38, 48, 86, 49.2, 26.7, 83.3, 42, 13, 22, 4, 6); USA (38, 40, 78, 42.9, 35.7, 68.4, 36, 20, 12, 8, 6).

Officials: Gerry Pollard, Rick Randall, Kipp Kissinger
Attendance: 3,685



NORTH TEXAS 84 at WESTERN KENTUCKY 83 (OT)
E.A. Diddle Arena • Bowling Green, Ky. • 1/28/10

Box score table for North Texas vs WKU. Columns include Player Name, FG-A, 3G-A, FTA, O, D, T, PF, Pts, A, TO, B, S, Min. Includes player stats for Shorter, Tramiel, Odufuwa, White, Thompson, Williams, Matlock, Mangrum, Holmen, Spencer and team totals.

Box score table for WKU vs North Texas. Columns include Player Name, FG-A, 3G-A, FTA, O, D, T, PF, Pts, A, TO, B, S, Min. Includes player stats for Dickerson, Pettigrew, Evans, Slaughter, Crook, Dixon, Tipping, Milosevic, Sally and team totals.

Summary statistics for North Texas vs WKU. Columns: 1st, 2nd, OT, Tot, FG%, 3FG%, FT%, Paint, P-To, 2nd, Break, Bench. Values: North Texas (35, 40, 9, 84, 49.2, 25.0, 69.6, 50, 18, 20, 6, 0); WKU (34, 41, 8, 83, 41.4, 38.5, 81.1, 36, 21, 14, 5, 14).

Officials: Doug Shows, Terry Moore, Brad Ferrie
Attendance: 4,263

NORTH TEXAS BASKETBALL (21-8, 13-5 SBC)

SUN BELT TOURNAMENT GUIDE



NORTH TEXAS 64 at MIDDLE TENNESSEE 69
 Murphree Center • Murfreesboro, Tenn. • 1/30/10

North Texas (13-8, 6-5 SBC)	FG-A	3G-A	FTA	O	D	T	PF	Pts	A	TO	B	S	Min.
04 Odufuwa, George.....	F...4	7.....0	0.....3	7.....1	12.....13	4.....11	2.....1	1.....1	0.....3	7.....1	1.....0	0.....3	7
10 White, Josh.....	G...2	9.....1	3.....8	9.....0	3.....3	1.....13	3.....3	0.....2	1.....0	2.....3	0.....2	0.....2	37
14 Thompson, Tristan.....	G...5	12.....2	5.....5	6.....1	2.....3	4.....4	17.....0	2.....1	1.....1	1.....1	1.....1	0.....1	38
21 Shorter, Shannon.....	G...2	8.....1	1.....1	2.....1	0.....1	2.....2	6.....0	1.....1	1.....0	1.....0	1.....0	0.....2	22
25 Tramiel, Eric.....	F...0	2.....0	1.....2	2.....0	3.....3	5.....2	0.....2	1.....1	0.....1	0.....1	0.....1	0.....1	17
03 Williams, Alzee.....	0.....0	0.....0	0.....0	0.....0	1.....1	0.....0	0.....0	0.....0	0.....0	0.....0	0.....0	0.....3	3
20 Mangrum, Collin.....	1.....2	1.....2	0.....0	0.....0	2.....2	4.....3	0.....2	0.....2	0.....2	0.....2	0.....2	0.....2	25
30 Holmen, Jacob.....	2.....6	0.....0	1.....0	0.....0	1.....3	4.....2	4.....2	3.....1	0.....1	0.....1	0.....1	0.....1	13
42 Spencer, Cameron.....	2.....2	0.....0	4.....4	1.....1	2.....3	1.....8	1.....0	1.....0	1.....0	0.....1	0.....0	0.....8	8
TEAM.....	2.....2	0.....0	4.....4	1.....1	2.....3	1.....8	1.....0	1.....0	1.....0	0.....1	0.....0	0.....8	8
Totals.....	18.48	5.13	23.30	7.28	35.23	64.8	14.14	6.5	20.0				

MTSU (13-10, 8-3 SBC)	FG-A	3G-A	FTA	O	D	T	PF	Pts	A	TO	B	S	Min.
04 O'Neil, Calvin.....	G...5	9.....0	0.....3	6.....0	4.....4	4.....2	13.....3	1.....1	1.....2	1.....2	1.....2	0.....2	35
15 Washington, James.....	G...1	2.....0	0.....1	2.....0	1.....1	2.....3	1.....2	0.....0	0.....2	0.....0	0.....0	0.....2	27
24 Haddock, Montarrio.....	F...4	13.....0	0.....7	8.....1	7.....8	3.....15	1.....0	1.....0	1.....0	0.....1	0.....0	0.....3	37
30 Sulton, J.T.....	G...0	1.....0	0.....2	2.....2	4.....4	4.....2	0.....1	0.....1	0.....2	1.....0	0.....2	0.....1	17
31 Yates, Desmond.....	F...4	10.....1	2.....3	3.....0	1.....1	4.....12	1.....1	1.....1	1.....1	1.....1	1.....1	0.....2	26
05 Emanuel, Rod.....	6.....8	0.....0	0.....1	0.....3	3.....3	12.....1	2.....0	0.....3	23				23
23 Murray, David.....	2.....3	0.....0	3.....4	0.....1	1.....0	7.....0	0.....0	0.....2	7				7
32 Otle, Trevor.....	1.....2	0.....0	0.....1	2.....3	5.....3	2.....0	1.....3	1.....1	13				13
34 Gallman, James.....	1.....4	1.....4	0.....0	0.....0	0.....3	3.....3	1.....2	0.....0	15				15
TEAM.....	2.....4	6.....6	0.....0	2.....4	6.....6	0.....0	0.....0	0.....0	15				15
Totals.....	24.52	2.6	19.27	7.26	33.24	69.8	10.10	6.11	20.0				

	1st	2nd	Tot	FG%	3FG%	FT%	Paint	P-TO	2nd	Break	Bench
North Texas	31	33	64	37.5	38.5	76.7	20	5	6	0	15
MTSU	35	34	69	46.2	33.3	70.4	30	21	12	6	24

Officials: Brett Smith, Rick O'Neil, Andrew Walton
 Attendance: 3,012



FLORIDA ATLANTIC 69 at NORTH TEXAS 86
 The Super Pit • Denton, Texas • 2/4/10

North Texas (14-8, 7-5 SBC)	FG-A	3G-A	FTA	O	D	T	PF	Pts	A	TO	B	S	Min.
04 Odufuwa, George.....	f...5	6.....0	0.....4	5.....0	9.....9	3.....14	1.....5	1.....0	0.....32				32
25 Tramiel, Eric.....	f...7	9.....0	0.....3	7.....1	7.....8	2.....17	0.....3	1.....0	0.....26				26
10 White, Josh.....	g...0	4.....0	1.....9	10.....0	0.....0	2.....9	0.....4	1.....0	0.....32				32
14 Thompson, Tristan.....	g...7	12.....1	3.....1	1.....0	5.....5	5.....16	2.....1	0.....1	0.....32				32
21 Shorter, Shannon.....	g...5	6.....0	0.....0	2.....2	4.....4	2.....10	6.....3	0.....1	0.....32				32
03 Williams, Alzee.....	5.....5	0.....0	2.....3	0.....1	1.....1	1.....12	0.....0	0.....0	0.....8				8
15 Knox, Ben.....	0.....0	0.....0	0.....0	0.....0	0.....0	0.....0	0.....0	0.....0	0.....2				2
20 Mangrum, Collin.....	0.....1	0.....0	0.....0	0.....0	0.....0	1.....2	0.....0	0.....0	0.....8				8
23 Thomas, Richard.....	0.....1	0.....0	2.....3	1.....2	3.....2	2.....0	1.....0	1.....0	0.....8				8
30 Holmen, Jacob.....	1.....3	0.....0	0.....0	1.....0	1.....1	0.....2	0.....0	0.....0	1.....12				12
42 Spencer, Cameron.....	0.....0	0.....0	4.....4	0.....3	3.....3	4.....0	1.....0	1.....0	1.....8				8
TEAM.....	2.....2	0.....0	4.....4	0.....3	3.....3	4.....0	1.....0	1.....0	1.....8				8
Totals.....	30.47	1.4	25.33	7.30	37.22	19.86	11.18	3.4	20.0				

FAU (12-11, 8-4 SBC)	FG-A	3G-A	FTA	O	D	T	PF	Pts	A	TO	B	S	Min.
40 Royster, Brett.....	f...2	7.....0	0.....0	0.....1	1.....2	5.....4	1.....0	1.....2	24				24
02 Taylor, Raymond.....	g...6	12.....0	2.....2	3.....1	2.....3	4.....14	7.....1	0.....2	39				39
05 Tucker, Alex.....	g...5	9.....0	1.....0	5.....0	2.....2	4.....10	5.....3	1.....1	36				36
22 Gantt, Greg.....	g...7	13.....2	6.....2	3.....0	0.....0	0.....18	0.....1	0.....2	38				38
23 Hughey, Sanchez.....	g...3	7.....0	1.....0	0.....1	3.....4	2.....6	0.....4	0.....1	15				15
01 Richardson, Shavar.....	1.....5	0.....3	0.....0	0.....0	0.....0	2.....2	0.....0	0.....0	7				7
04 Mattison, Andre.....	0.....1	0.....0	0.....0	0.....0	0.....0	0.....0	0.....0	0.....1	4				4
21 McCoy, Jordan.....	2.....3	0.....0	0.....0	1.....1	2.....4	0.....0	0.....0	0.....0	11				11
35 Stewart, Darren.....	1.....1	0.....0	0.....0	0.....0	0.....0	0.....2	0.....0	0.....1	3				3
50 Simpson, DeMonte.....	4.....5	0.....0	1.....2	1.....3	4.....5	9.....0	1.....0	0.....1	14				14
55 Davis, Justin.....	0.....0	0.....0	0.....0	1.....1	2.....2	0.....0	0.....2	0.....0	9				9
TEAM.....	1.....2	3.....3	0.....0	1.....2	3.....3	0.....0	1.....1	0.....0	20.0				20
Totals.....	31.63	2.13	5.13	7.14	21.26	69.13	13.2	10.20					

	1st	2nd	Tot	FG%	3FG%	FT%	Paint	P-TO	2nd	Break	Bench
North Texas	45	41	86	63.8	25.0	75.8	44	16	8	6	20
FAU	27	42	69	49.2	15.4	38.5	42	16	4	12	17

Officials: Curtis Shaw, Dan Chrisman, Mark Whitehead
 Attendance: 3,835



NORTH TEXAS 68 at FLORIDA INTERNATIONAL 66
 US Century Bank Arena • Miami • 2/6/10

North Texas (15-8, 8-5 SBC)	FG-A	3G-A	FTA	O	D	T	PF	Pts	A	TO	B	S	Min.
04 Odufuwa, George.....	f...4	6.....0	0.....3	6.....0	11.....11	1.....11	0.....3	2.....0	34				34
25 Tramiel, Eric.....	f...6	9.....1	1.....4	6.....1	6.....7	4.....17	1.....1	3.....1	28				28
10 White, Josh.....	g...5	13.....1	5.....0	1.....0	0.....0	2.....11	7.....2	0.....1	37				37
14 Thompson, Tristan.....	f...5	10.....2	5.....7	11.....1	4.....5	1.....19	1.....1	0.....1	34				34
21 Shorter, Shannon.....	g...2	3.....0	0.....1	2.....0	5.....5	4.....5	5.....0	0.....1	26				26
03 Williams, Alzee.....	0.....3	0.....2	0.....0	0.....1	1.....1	1.....0	0.....0	0.....0	11				11
20 Mangrum, Collin.....	1.....3	1.....2	0.....0	1.....0	1.....2	3.....0	2.....0	0.....0	10				10
23 Thomas, Richard.....	0.....0	0.....0	0.....0	0.....0	0.....2	0.....0	1.....0	0.....0	3				3
30 Holmen, Jacob.....	1.....2	0.....0	0.....0	2.....1	3.....0	2.....0	1.....0	0.....0	6				6
42 Spencer, Cameron.....	0.....1	0.....0	0.....0	1.....2	4.....6	1.....0	1.....0	0.....0	11				11
TEAM.....	3.....3	0.....0	0.....0	3.....3	0.....0	0.....0	0.....0	0.....0	11				11
Totals.....	24.50	5.15	15.27	7.35	42.18	68.15	13.5	4.20					

FIU (7-19, 4-9 SBC)	FG-A	3G-A	FTA	O	D	T	PF	Pts	A	TO	B	S	Min.
10 Otero, JC.....	f...3	10.....2	4.....1	3.....2	10.....12	0.....9	3.....3	0.....1	32				32
11 Roberts, Marvin.....	f...5	15.....2	6.....4	7.....0	4.....4	2.....16	0.....1	1.....2	31				31
34 Bright, Marlon.....	f...0	4.....0	0.....0	1.....1	2.....2	0.....1	0.....0	0.....1	24				24
02 Weaver, Stephon.....	g...4	10.....2	3.....2	2.....0	2.....4	12.....7	0.....0	0.....2	22				22
33 Miro, Steven.....	g...0	1.....0	0.....0	0.....0	0.....0	0.....0	0.....0	0.....0	10				10
03 Russell, Tremayne.....	3.....5	0.....0	0.....2	1.....0	1.....2	6.....0	3.....1	4.....2	25				25
04 Gary, Phil.....	6.....11	2.....4	1.....2	0.....1	1.....2	15.....2	2.....0	0.....0	24				24
05 Kee, Martavis.....	0.....0	0.....0	0.....0	0.....1	1.....0	0.....1	0.....0	0.....0	5				5
21 Essola, Cedric.....	4.....5	0.....0	0.....0	1.....3	4.....4	8.....1	0.....2	0.....1	16				16
23 Taylor, Nick.....	0.....0	0.....0	0.....0	0.....0	0.....2	0.....0	0.....0	0.....0	11				11
TEAM.....	2.....4	6.....6	0.....0	2.....4	6.....6	0.....0	0.....0	0.....0	11				11
Totals.....	25.61	8.17	8.16	7.26	33.18	66.15	9.4	10.20					

	1st	2nd	Tot	FG%	3FG%	FT%	Paint	P-TO	2nd	Break	Bench
North Texas	39	29	68	48.0	33.3	55.6	38	11	9	9	5
FIU	39	27	66	41.0	47.1	50.0	28	12	7	15	29

Officials: Scott Johnson, Frank Raposo, Danny Leasure
 Attendance: 757



NORTH TEXAS 68 at NEW ORLEANS 46
 Lakefront Arena • New Orleans • 2/11/10

North Texas (16-8, 9-5 SBC)	FG-A	3G-A	FTA	O	D	T	PF	Pts	A	TO	B	S	Min.
04 Odufuwa, George.....	f...2	6.....0	0.....3	5.....3	10.....13	3.....7	5.....5	0.....1	27				27
25 Tramiel, Eric.....	f...6	10.....1	2.....2	3.....1	3.....4	3.....15	0.....1	1.....1	26				26
10 White, Josh.....	g...5	12.....3	6.....5	6.....0	0.....0	1.....18							

NORTH TEXAS BASKETBALL (21-8, 13-5 SBC)

SUN BELT TOURNAMENT GUIDE

DENVER 59 at NORTH TEXAS 64

The Super Pit • Denton, Texas • 2/11/10

North Texas (17-8, 9-5 SBC)	FG-A	3G-A	FTA	O	D	T	PF	Pts	A	TO	B	S	Min.				
04 Odufuwa, George.....	f	3	5	0	0	3	6	1	7	8	4	9	3	2	0	2	36
25 Tramiel, Eric.....	f	2	5	0	0	1	7	11	0	7	7	4	11	0	3	0	33
10 White, Josh.....	g	2	5	1	3	12	13	0	0	0	0	17	1	0	0	0	37
14 Thompson, Tristan.....	g	4	8	2	6	0	1	1	2	3	2	10	0	1	0	0	36
21 Shorter, Shannon.....	g	6	8	0	0	1	3	2	2	4	3	13	1	2	0	1	31
03 Williams, Alzee.....	g	1	3	0	2	0	0	0	0	0	0	2	0	0	0	0	3
20 Mangrum, Collin.....	g	0	2	0	2	0	0	1	0	1	1	0	0	0	0	0	13
30 Holmen, Jacob.....	g	0	0	0	0	2	2	1	2	3	0	2	1	1	0	0	7
42 Spencer, Cameron.....	g	0	0	0	0	0	0	0	0	0	0	0	0	0	0	0	4
TEAM.....								1		1							
Totals.....	18	36	3	14	25	36	7	20	27	14	64	6	9	0	3	200	

Denver (14-11, 7-7 SBC)	FG-A	3G-A	FTA	O	D	T	PF	Pts	A	TO	B	S	Min.				
12 Coughlin, Justin.....	f	1	4	1	2	0	0	0	0	0	5	3	0	0	2	0	18
11 Lewis, Kyle.....	g	2	3	1	2	0	0	0	0	0	4	5	2	1	0	0	31
24 Rohnert, Nate.....	g	1	3	0	0	1	2	0	5	5	4	3	5	1	0	0	23
32 Hallam, Chase.....	g	4	10	3	4	0	0	4	5	9	0	11	2	2	0	3	40
5 Stafford, Brian.....	g	6	11	3	6	7	10	1	3	4	4	22	2	3	0	1	38
10 Lewis, Rob.....	g	1	2	0	0	2	4	0	0	0	4	4	1	0	0	1	16
15 Hallam, Travis.....	g	1	2	1	1	0	0	0	0	2	3	0	1	0	0	0	16
33 Hooper, Andrew.....	g	3	6	2	5	0	0	0	2	2	4	8	0	1	0	0	18
TEAM.....								1		1							
Totals.....	19	41	11	20	10	16	5	16	21	27	59	15	11	2	5	200	

	1st	2nd	Tot	FG%	3FG%	FT%	Paint	P-TO	2nd	Break	Bench
North Texas	28	36	64	50.0	21.4	69.4	26	13	12	2	4
Denver	24	35	59	46.3	55.0	62.5	16	9	5	2	15

Officials: Mike Ashurst, Jon Stigliano, Jeff Campbell
Attendance: 3,872

NORTH TEXAS 107 at HOUSTON BAPTIST 87

Sharp Gymnasium • Houston • 2/15/10

North Texas (18-8, 9-5 SBC)	FG-A	3G-A	FTA	O	D	T	PF	Pts	A	TO	B	S	Min.				
04 Odufuwa, George.....	f	8	9	0	0	3	4	1	9	10	3	19	4	1	1	0	28
25 Tramiel, Eric.....	f	6	11	0	0	6	9	1	4	5	3	18	2	2	0	0	28
10 White, Josh.....	g	8	12	4	6	8	9	0	1	1	0	28	3	2	0	2	32
14 Thompson, Tristan.....	g	4	11	3	6	6	6	2	3	5	4	17	5	2	0	0	18
21 Shorter, Shannon.....	g	1	3	0	0	3	4	1	5	6	3	5	6	4	0	0	30
03 Williams, Alzee.....	g	3	6	1	1	0	0	1	2	3	0	7	0	2	0	2	7
11 Matlock, Antwone.....	g	0	0	0	0	0	0	0	0	0	0	0	0	0	0	0	3
12 Goff, Nick.....	g	0	0	0	0	0	0	0	0	0	0	0	0	0	0	0	1
15 Knox, Ben.....	g	0	0	0	0	0	0	1	0	1	0	0	0	1	1	0	3
20 Mangrum, Collin.....	g	2	4	2	4	0	0	0	2	2	3	6	1	1	0	0	18
23 Thomas, Richard.....	g	1	1	0	0	1	2	0	0	1	1	3	3	2	0	0	11
30 Holmen, Jacob.....	g	2	4	0	0	0	0	0	0	0	3	4	0	0	0	0	5
34 Egenti, Jamie.....	g	0	0	0	0	0	0	0	0	0	0	0	0	0	0	0	1
42 Spencer, Cameron.....	g	0	2	0	0	0	0	0	1	4	5	0	0	1	1	0	15
TEAM.....								2		1							
Totals.....	35	63	10	17	27	34	10	32	42	20	107	24	16	2	5	200	

HBU (6-19)	FG-A	3G-A	FTA	O	D	T	PF	Pts	A	TO	B	S	Min.				
31 GONZALEZ, Andrew.....	f	6	16	1	6	10	12	1	4	5	2	23	2	4	0	0	35
45 FLAHERTY, Mario.....	c	6	13	0	0	0	0	0	1	1	4	12	3	4	2	1	26
05 DIXON, Miles.....	g	4	8	1	1	0	2	0	1	1	3	9	0	1	0	1	29
12 MOSS, Michael.....	g	6	8	0	0	0	0	2	5	7	2	12	10	2	1	3	31
20 PREAMDOM, Wendell.....	g	5	9	1	2	5	6	1	3	4	2	16	2	0	0	2	33
03 DANIELS, Ben.....	g	0	0	0	0	0	0	0	0	0	0	0	0	0	0	0	3
04 BOSWELL, Remy.....	g	2	5	0	0	0	1	0	0	0	0	4	0	0	0	1	3
11 ROBERTSON, Jamal.....	g	1	3	0	1	0	0	1	0	1	1	2	1	1	0	1	9
13 HINCHENKAMP, Fred.....	g	1	3	1	3	0	0	0	1	1	2	3	0	0	0	0	11
15 EENOLS, Shawn.....	g	2	2	0	0	0	0	0	2	1	3	3	4	1	2	0	11
44 LEWIS, Damian.....	g	1	2	0	0	0	0	0	2	2	5	2	0	1	1	0	9
TEAM.....								1		4		5					
Totals.....	34	69	4	13	15	21	8	22	30	24	87	19	16	4	9	200	

	1st	2nd	Tot	FG%	3FG%	FT%	Paint	P-TO	2nd	Break	Bench
North Texas	50	57	107	55.6	58.8	79.4	40	18	9	2	20
HBU	44	43	87	49.3	30.8	71.4	42	24	9	4	15

Officials: Mike Thibodeaux, Bobby Jacobs, Rodrick Dixon
Attendance: 796

UALR 65 at NORTH TEXAS 83

The Super Pit • Denton, Texas • 2/20/10

North Texas (19-8, 11-5 SBC)	FG-A	3G-A	FTA	O	D	T	PF	Pts	A	TO	B	S	Min.				
12 Jackson, Courtney.....	f	7	7	0	0	0	0	1	4	5	2	2	0	0	0	13	
25 Tramiel, Eric.....	f	2	4	0	0	7	14	1	6	7	2	11	0	1	0	0	24
10 White, Josh.....	g	3	7	0	3	6	6	0	2	2	0	12	6	1	0	0	26
14 Thompson, Tristan.....	g	3	8	0	2	3	5	1	3	4	1	9	2	1	1	0	24
21 Shorter, Shannon.....	g	3	4	1	1	3	4	1	1	2	2	10	1	0	0	0	20
03 Williams, Alzee.....	g	2	4	1	2	3	5	0	3	3	0	8	1	2	0	0	15
11 Matlock, Antwone.....	g	1	3	1	3	0	0	0	0	0	0	3	0	1	0	0	13
12 Goff, Nick.....	g	0	0	0	0	0	0	0	1	1	0	0	0	0	0	0	3
15 Knox, Ben.....	g	0	3	0	0	0	0	1	0	1	2	0	0	1	0	0	6
20 Mangrum, Collin.....	g	4	5	4	5	0	0	0	3	3	1	12	1	1	0	2	19
30 Holmen, Jacob.....	g	2	5	0	1	0	0	1	2	3	1	4	0	0	0	0	14
34 Egenti, Jamie.....	g	0	0	0	0	0	0	0	0	0	0	1	0	0	0	0	3
42 Spencer, Cameron.....	g	0	0	0	0	0	0	0	4	4	5	0	1	0	0	0	15
TEAM.....								2		2		4					
Totals.....	27	50	7	17	22	34	8	31	39	18	83	12	13	1	3	200	

UALR (7-20, 3-13 SBC)	FG-A	3G-A	FTA	O	D	T	PF	Pts	A	TO	B	S	Min.				
12 Jackson, Courtney.....	f	1	4	0	0	0	0	0	1	4	5	2	0	0	0	0	13
33 Bails, Derrick.....	f	7	12	0	0	4	7	4	5	9	3	18	0	2	0	1	25
20 Mouzy, Matt.....	g	1	6	1	5	0	0	0	0	0	3	1	3	0	2	1	13
21 Garcia-Mendoza, Alex.....	g	6	10	3	3	4	9	0	3	3	3	19	0	2	2	1	25
22 Bozeman, Solomon.....	g	1	7	0	3	0	0	0	1	1	4	2	0	0	0	0	31
02 Stewart, Kelson.....	g	1	7	0	2	0	0	0	1	1	1	2	0	0	0	0	21
03 Cicic, Nikola.....	g	1	6	0	3	0	0	0	1	1	3	2	2	1	0	0	17
11 Foster, Lionel.....	g	1	1	0	0	1	2	2	0	2	3	3	4	1	0	0	24
23 Davison, Ricky.....	g	1	4	0	2	2	2	2	2	4	2	4	1	0	0	1	11
24 Burton, Wayne.....	g	2	4	0	0	2	2	0	1	1	2	6	0	3	0	0	10
40 Thornton, Montrell.....	g	2	5	0	0	0	0	2	2	4	3	4	1	0	1	0	10
TEAM.....								4		1		5					
Totals.....	24	64	4	18	13	22	15	21	36	26	65	9	15	3	6	200	

	1st	2nd	Tot	FG%	3FG%	FT%	Paint	P-TO	2nd	Break	Bench
North Texas	44	39	83	54.0	41.2	64.7	32	17	8	8	27
UALR	31	34	65	37.5	22.2	59.1	3	11	16	0	21

Officials: Danny Leasure, Rob Wolff, Joe Townsell
Attendance: 4,672

LOUISIANA-LAFAYETTE 57 at NORTH TEXAS 65

The Super Pit • Denton, Texas • 2/25/10

North Texas (20-8, 12-5 SBC)	FG-A	3G-A	FTA	O	D	T	PF	Pts	A	TO	B	S	Min.				
04 Odufuwa, George.....	f	5	7	0	0	3	8	3	8	11	2	13	2	1	0	0	36
25 Tramiel, Eric.....	f	4	10	0	1	2	4	1	4	5	3	10	1	3	0	0	32
10 White, Josh.....	g	5	10	3	6	1	2	1	0	1	2	14	1	2	0	0	37
14 Thompson, Tristan.....	g	6	8	0	1	4	4	0	4	4	2</						



NORTH TEXAS 74 at ULM 71
Fant-Ewing Coliseum • Monroe, La. • 2/27/10

North Texas (21-8, 13-5 SBC)		FG-A	3G-A	FT-A	O	D	T	PF	Pts	A	TO	B	S	Min.				
04	Odufuwa, George	f	4	8	0	0	2	6	4	12	16	4	10	3	3	1	0	35
25	Tramiel, Eric	f	1	3	0	0	3	4	2	4	6	4	5	0	1	2	2	14
10	White, Josh	g	2	7	1	2	13	16	1	1	2	1	18	2	8	0	1	38
14	Thompson, Tristan	g	4	12	3	7	3	3	1	0	1	3	14	4	3	0	1	34
21	Shorter, Shannon	g	2	2	0	0	2	6	1	2	3	2	6	0	4	0	1	20
03	Williams, Alzee	g	2	2	2	2	0	0	0	0	0	0	6	0	0	0	0	8
11	Matlock, Antwone	g	0	2	0	1	0	0	0	0	0	0	0	0	0	0	0	2
20	Mangrum, Collin	g	3	7	1	2	3	3	1	3	4	5	10	2	3	0	0	24
30	Holmen, Jacob	g	1	2	0	0	0	0	0	0	2	2	0	0	0	1	0	5
42	Spencer, Cameron	g	1	2	0	0	1	2	2	1	3	4	3	2	0	0	1	20
TEAM																		
Totals																		

ULM (11-18, 6-12 SBC)		FG-A	3G-A	FT-A	O	D	T	PF	Pts	A	TO	B	S	Min.				
05	Forbes, Dnyile	f	5	10	4	7	5	5	0	7	7	1	19	1	3	0	2	36
13	Sykes, Tommie	f	2	7	0	0	8	10	6	2	8	5	12	0	3	1	0	29
03	Turner, Rudy	c	5	10	0	0	4	5	2	2	4	5	14	0	1	2	0	15
00	Hooper, Tony	g	2	10	0	5	2	2	3	3	6	4	6	7	4	0	1	34
12	Averette, Kenneth	g	2	7	0	1	0	1	0	1	1	3	4	1	2	0	2	33
01	Fuselier, Warren	g	0	2	0	0	0	0	0	0	0	4	0	3	2	0	1	15
10	Williams, Brandon	g	1	1	0	0	0	0	0	0	0	2	0	1	0	0	2	
22	Gilbert, Lawrence	g	4	12	2	6	2	2	2	4	6	2	12	0	3	0	2	24
45	Burt, Rory	g	0	0	0	0	2	2	0	1	1	4	2	0	1	4	0	12
TEAM																		
Totals																		

	1st	2nd	Tot	FG%	3FG%	FT%	Paint	P-TO	2nd	Break	Bench
North Texas	34	40	74	42.6	50.0	67.5	18	12	7	2	21
ULM	23	48	71	35.6	31.6	85.2	22	19	14	0	16

Officials: Gene Menees, Rick Hall, Roland Simmons

Attendance:

BRETT VITO, DENTON RECORD-CHRONICLE - MARCH 3, 2010

FANTASTIC FOUR

North Texas didn't finish the regular season with one of the top seven scorers in the Sun Belt Conference.

To UNT head coach Johnny Jones that might have been the biggest testament of the Mean Green's strength as a team.

Josh White, Tristan Thompson, George Odufuwa and Eric Tramiel all had the talent to rank up there among the top five scorers in the league. They finished just a touch below that level because UNT depended on the hot player each and every night. By the end of the season that led to a balanced attack that allowed all four to perform at a level that resulted in their selection to the All-Sun Belt team.

Odufuwa was a second-team selection, while White, Thompson and Tramiel were all third-team picks.

Only two other times in Sun Belt history has one team had four players named to the all-league team. South Alabama had four players on the team in 2008, while Virginia Commonwealth had four in 1981.

The quartet forms the core of UNT's team that won the Sun Belt West Division title and has the best overall record in the league at 21-8. The Mean Green will take on the winner of a first round game between Louisiana-Lafayette and Louisiana-Monroe on Sunday night in the Sun Belt tournament.

"It's a great accomplishment for those guys and it says a lot about how hard they worked," Jones said. "It says a lot about our team as well. Those guys could average a lot more than what they are, but we wouldn't be as good a team. They sacrifice their personal statistics to make us better."

Odufuwa is averaging 11.4 points and 10.4 rebounds a game. Only 22 players competing in Division I are averaging a double-double this season.

"It's an honor, but the most important goal is to win the conference tournament," Odufuwa said.

White is averaging 14.9 points a game to lead UNT and has been at his best at the end of games throughout the season. The Mean Green's starting point guard scored the final nine points in a 64-59 win over Denver last month.

Thompson is one of the Sun Belt's most consistent

scorers and has reached double figures in 19 of his last 20 games. He is averaging 14.0 points a game.

Tramiel was a preseason first-team All-Sun Belt selection, but was knocked out for four games in the middle of the conference season by a wrist injury after having his legs cut out from under him in a win over Texas Southern.

Tramiel was still able to average 12.6 points and 5.3 rebounds a game.

"I was surprised that I got on because I was injured part of the year," Tramiel said. "The coaches realized that I meant a lot to my team."

The same could be said for the rest of UNT's core four who were named to the team.

"Every night it was a different guy," Jones said. "We have been a tough team to scout and play because of that."

BRETT VITO, DENTON RECORD-CHRONICLE - FEB. 27, 2010

UNT MEN WINS SUN BELT WEST TITLE

MONROE, La. – Josh White emerged from the North Texas locker room with a towel in his hand, trying to wipe away the sweat following another hard-fought win, a smile spread across his face.

The shouting going inside echoed in the hall a few feet away, where White and head coach Johnny Jones locked in a tight embrace.

It was celebration time for the Mean Green following a 74-71 win over Louisiana-Monroe on Saturday at Fant-Ewing Coliseum.

For the first time in its 10 years as a member of the Sun Belt Conference, UNT is the league's West Division champion.

"All I can say is that all the hard work paid off, getting up at 5:30 in the morning Monday though Friday to run and condition and then practicing all week. It all paid off," White said. "We went through a lot this year with losing games and losing players to injury, but we stuck with it and kept getting better. That's what it's all about."

UNT (21-8, 13-5) came into the day with a one-game lead over Arkansas State in the Sun Belt West Division and in a three-way tie for the overall conference lead with East Division leaders Middle Tennessee and Troy.

MTSU won the three-way tiebreaker with UNT and Troy for the No. 1 seed in next week's conference tournament in Hot Springs, Ark., based on head-to-head meetings after all three teams won its games Saturday. The Mean Green will be the No. 2 seed in the conference tournament and will receive a first-round bye.

UNT will face the winner of a first-round game between No. 7 seed Louisiana Lafayette and No. 10 seed Louisiana Monroe at 8:45 p.m. on March 7.

Winning the Sun Belt West Division by knocking off ULM didn't appear as if it wouldn't be that big of a challenge for the Mean Green, which came into the day riding its longest run since the 1991-92 season at seven games.

Nothing has come easy for UNT this season, though.

That didn't change against ULM.

The Warhawks (11-18, 6-12) cut a 14-point second-half deficit to six at 59-53 with 4:49 left on a Dnyile Forbes 3-pointer.

UNT answered on its next possession when Tristan Thompson hit a 3-pointer while drawing a foul from Forbes. Thompson hit the free throw to complete the rare 4-point play that was a sign of what was to come from the Mean Green, which had an answer every time ULM threatened to come back.

"I saw that he was coming and was about to foul me, so I got it up," Thompson said. "I acted a little bit and got the foul and the free throw."

ULM cut its deficit to four points four times in the final three minutes, but UNT had an answer each time. Three times White hit a

pair of free throws. George Odufuwa capped a perfectly executed run through ULM's full-court press with a dunk the only other time ULM pulled to within four.

Lawence Gilbert hit a 3-pointer at the buzzer for ULM, but by then UNT's celebration was already underway.

Capturing the division title might not come with the same rewards as UNT's 2007 Sun Belt tournament title that sent the Mean Green to the NCAA Tournament. But there is little doubt UNT's latest title was special for Jones, who is in his ninth year at the school.

"Anyone can get hot and win three or four games in a tournament," Jones said. "You are talking about a body of work for an entire season with conference play. That's special. It shows the character of this basketball team and how it performed all year long."

UNT was picked to win the Sun Belt West Division in the pre-season after returning all five starters from last year's team, but had to overcome a series of obstacles to meet those expectations. The Mean Green lost starting guard Dominique Johnson to injury just seven games into the season with a broken ankle and played four games without starting power forward Eric Tramiel, who injured his wrist in a fall during a win over Texas Southern on Dec. 28.

"We went through a lot this year," White said. "It has been like a rollercoaster the whole year. We finally have it going and are playing well. We have been improving each game. That's what it's all about. The fact that it was hard makes it feel even better."

UNT has featured perhaps the most balanced lineup in the Sun Belt throughout the season with four players averaging double figures. That balance paid off again in the Mean Green's win over ULM.

White finished with 18 points, while Thompson had 14. Odufuwa dominated the paint and finished with a double-double that included 10 points and 16 rebounds and Collin Mangrum came off the bench to score 10 while leading a group of reserves that has played as a unit late in the season.

Mangrum scored five of his points during an 8-0 run in the first half that gave UNT a 15-8 lead. The Mean Green pushed its lead to 34-23 at halftime when White, who is listed at 5-10, converted a 3-point play after grabbing a loose ball and scoring over 7-foot ULM center Rory Burt while drawing the foul.

UNT gave up a season-high 48 points in the second half to ULM, which came back behind 19 points from Forbes.

The Mean Green never lost control in the closing moments because it made the key plays down the stretch. Remaining poised helped UNT finish the night the way it was expected to at the beginning of the season – celebrating after winning a championship.

"It was great," Thompson said. "This is a special group of people and a special team. It's been a big year and we still have a long way to go."

BRETT VITO, DENTON RECORD-CHRONICLE - NOV. 13, 2009

DEPTH, EXPERIENCE GIVE MEAN GREEN HIGH EXPECTATIONS

On the surface, it appeared as if North Texas guard Josh White was at the top of his game as a sophomore last season.

White started 30 games, hit big shot after big shot and led the Mean Green to the semifinals of the Sun Belt Conference tournament.

What White rarely talked about were his battles with a wrist injury that limited him all last season and has him more motivated than ever to lead what could be UNT's best team of the Johnny Jones era.

UNT opens the season at home today against Cameron (Okla.) with all five of its starters returning from a team that finished 20-12 and lost to Western Kentucky in the Sun Belt tournament for the second straight year.

The Mean Green, which has won 20 games in three consecutive seasons, was picked to win the Sun Belt West Division in the pre-season coaches' poll.

"I definitely feel like I am back to 100 percent," White said. "I can do a whole lot more things and will be able to help my team more than I was able to last year."

White averaged 13.9 points a game as a freshman and was expected to be among the top guards in the Sun Belt last season. The former Baton Rouge, La., Christian Life standout played well, but spent nearly the entire season playing with a brace on his left wrist after being knocked to the floor in a loss to Oklahoma State in the second game of the season.

White still averaged 11.3 points a game, but never was the same.

"Josh is our quarterback," Jones said. "When he is healthy, we are a very dangerous basketball team because he creates for other people and has a knack for scoring. ... He is 100 percent now, is in great shape and weighs about 10 pounds less."

White was a second-team selection on the Sun Belt's preseason all-conference team and will have plenty of talented players around him, including Eric Tramiel. The senior forward burst on to the scene in the Sun Belt last season and was a third-team all-conference pick after averaging 12.0 points and 6.6 rebounds a game in his first year in the league.

Tramiel was a first-team preseason All-Sun Belt selection.

UNT also returns guards Tristan Thompson and Dominique Johnson, who averaged 11.4 and 11.0 points a game, respectively, giving UNT four returning players who averaged double figures. Forward George Odufuwa also returns to round out UNT's starting five.

"With all five starters back we have a window of opportunity, but games are not won on paper," Tramiel said. "They are won on the court. Every team has its time, and this is our time."

The Mean Green certainly looked like it was ready for what many expect to be a memorable season in its only exhibition game, a 77-58 throttling of Division II Newman (Kan.) on Wednesday.

Johnson missed the game with a shoulder injury, but UNT plugged in Shannon Shorter and saw him finish with 10 points in his first game with the Mean Green after transferring in from Paris Junior College.

UNT is hoping Shorter's performance is an indication that the team has addressed one of its biggest question marks — a bench that lost two key players in Collin Dennis and Adam McCoy to graduation.

UNT brought in Shorter and fellow JUCO guard Richard Thomas to fill the void. Thomas scored 17 points in the Mean Green's win over Newman, when the Mean Green seemed to fit together seamlessly with a new rotation.

"The team has great chemistry," Jones said. "The guys get along well and are close. They have a great deal of confidence and that is important."

The chemistry UNT showed last season is one of the big reasons the rest of the coaches in the Sun Belt tabbed the Mean Green as the favorite to win the SBC West.

"Going into the season North Texas is the prohibitive favorite," Louisiana-Lafayette head coach Robert Lee said. "With the backcourt they have returning with Josh White and the front court that they have, they are the favorite."

What could determine how UNT fares is how well it handles the pressure of being picked to win the division. Nearly every preseason college basketball magazine is picking the Mean Green as one of the top teams in the Sun Belt and a potential NCAA Tournament team.

"It's good to have that respect around the league, but we have to go out and do it," White said. "This is the best team I have been around since I have been here. We have the talent and a shot to get to the NCAA Tournament, but it will be tough."

Jones named the Mean Green's frontcourt that lost Kedrick Hogans to a season-ending shoulder injury in the off-season as UNT's other area where it needs players to perform well in unfamiliar roles. Freshmen Jacob Holmen and Ben Knox and transfer Cameron Spencer are expected to help fill the void.

If those players can provide UNT some stability up front, the Mean Green could have a chance to win extend its run of 20-win seasons and return to the NCAA Tournament for the first time since 2007, especially now that White is back to 100 percent.

"We definitely have what it takes to get back to the NCAA Tournament," White said. "That's our goal. We have the weapons to get there and get it done."

BRETT VITO, DENTON RECORD-CHRONICLE - NOV. 14, 2009

ODUFUWA GRABS 24 REBOUNDS IN UNT'S 1,000TH WIN

George Odufuwa isn't as flashy as some of his North Texas teammates. The power forward just does the little things that help his team win — from playing solid defense in the post to pulling down rebounds. Occasionally, that pays off in ways few expect.

That was the case Friday night in UNT's 80-62 win over Cameron at the Super Pit.

Josh White brought the crowd to its feet by hitting shot after shot from behind the 3-point arc, but it was Odufuwa who ended up having a historic night in a landmark win for the program.

The junior seemingly grabbed every loose ball in sight on his way to corralling 24 rebounds — the fourth-highest total in team history.

"I knew I had a lot, but I didn't know I had more than 20 until the end of the game," Odufuwa said. "I was a little surprised, but we work on it every day in practice and take pride in it. It means a lot. I take pride in rebounding, so it's a good feeling."

Odufuwa's total is the most for a UNT player since Ken Williams finished with a school-record 29 in a game against Lamar on Jan. 18, 1978.

Williams led the nation in rebounding during the 1977-78 season.

"George did a tremendous job of rebounding the basketball and getting after it," UNT head coach Johnny Jones said. "That is something that we stress in practice. I told him after the game that it must be nice to be averaging 24 rebounds a game."

Odufuwa helped dominate the paint against Cameron, a member of the Division II Lone Star Conference. UNT finished with a 50-33 edge in rebounds as it posted the program's 1,000th victory.

UNT has won 20 games in three straight seasons, and the program is 1,000-1,160-1 in 92 seasons.

"I didn't hear about it until earlier today," White said. "It's a great accomplishment, and I am glad to be a part of it."

It appeared as though UNT might struggle to reach the milestone in the early going, before White heated up and sparked an 11-0 run that gave the Mean Green

a 26-18 lead.

Odufuwa pulled down 12 boards in the first half, which ended with UNT up 44-29.

The Mean Green led by as many as 25 points in the second half and adjusted to Cameron's strategy of running UNT's guards off of screens to get open looks from 3-point range. The Aggies hit four 3s in the first eight minutes of the first half and then hit another four in a span of just under three minutes in the second half to pull to within 11 points at 67-56.

White then hit a 3-pointer to spark a 7-0 run that put the game away.

White went 5-for-6 from 3-point range and finished with 19 points, while Richard Thomas came off the bench to add 12 points.

Jacquez Williams scored 18 points for Cameron.

"It's always great to start off with a win," White said. "I still don't think that we are at our best. We had some great moments throughout the game. We have a lot of new players and need to jell and learn how everyone plays."

UNT knew just what to expect from Odufuwa, who did the dirty work in the paint for the Mean Green last season and picked up where he left off in the season opener. The former Dallas Kimball standout scored 12 points in the third double-double of his career.

"All of our postmen, that's our role — to box out and get as many rebounds as we can," Odufuwa said. "Everything else comes after that."

MAC ENGEL, FORT WORTH STAR-TELEGRAM - JAN. 29, 2010

JUNIOR ADDS STUDENT TO ATHLETE LINE

DENTON — All cabs usually look alike, and if you've been in enough, all cabbies begin to sound alike, too.

So you probably mindlessly nod politely at their stories and maybe even provide a polite, "Huh? ... is that so?"

But step into George Odufuwa Sr.'s cab. His story is worth listening to. Let him tell you how to make it in this country. Let him tell you about his family. About his son, North Texas junior forward George Odufuwa.

"Without education, you can't make it in society," the elder Odufuwa said.

He immigrated to Dallas from Nigeria in 1980. He came not in search of some concocted American dream, just a better life. The better life included working as a janitor, as a hotel valet and driving a cab.

"Education is the most important thing," Odufuwa Sr. said. "You have to do your own work. My wife and I had to find a niche and something to provide. But I tell my children — education. It's looking right at you in the face, so take advantage of it."

His oldest daughter earned her degree at Texas. The second daughter is currently at Texas-San Antonio. His youngest daughter is a sophomore in high school.

"I tried to put the fear of God in them," George Sr. said. "It's not that I'm good or I know how to do it. I was lucky."

The younger Odufuwa is what the NCAA sells in Division I basketball but doesn't always get — the "student" athlete who gets it and is likely going pro in something other than sports. He carries a 3.7 grade-point average in finance, is on track to graduate in the summer, and plans to take graduate level courses next season.

But don't confuse Odufuwa as UNT's designated Team GPA Guy. He averages 11.3 points and 10.4 rebounds per game. He's one of just 20 players in Division I basketball averaging a double-double. Odufuwa ranks 21st nationally in rebounding.

"I'd say it was either the seventh or eighth grade I figured out I had a chance, a future to play college basketball," said Odufuwa, who after graduating from Kimball began his college career at Arizona State. Mostly because the Sun Devils changed coaches, he transferred to North Texas after one season.

"I knew I had the work ethic. I knew I had the height. I knew if I maintained the work I could play in college."

There isn't a trace of arrogance in his voice. He's just pragmatic. Really tall, athletic kids who demonstrate the ability to play basketball have a decided advantage to earn a college scholarship. The good grades just minimized the risk.

But youth basketball is littered with sad stories of kids who have the talent and fumble it before realizing what they had. Even when Odufuwa was playing AAU basketball against older kids he never developed what his coach called "the big head."

There were teammates of far lesser ability who thought much more of themselves than did Odufuwa.

"It is rare. Not only did George get it, but he wasn't one of those guys that was spoiled by the system through AAU basketball because he stayed so dedicated," UNT coach Johnny Jones said.

"He never got to the point where he thought he was better than the other guys around him or got an ego as such so he wasn't coachable. He got it the right way and understood what he needed to do so he could maintain and grow."

Talking to Odufuwa is not like speaking to your stereotypical college junior. He's soft-spoken. He's unfailingly polite.

Which means, naturally, he's unfailingly difficult to handle on the floor.

During the 2007-08 season, the year Odufuwa had to sit out after transferring from ASU, Jones told him to treat practices like a game. Odufuwa took his coach literally.

His game has a physical edge that Jones had to try to at least rein in during practices. More than once he had to separate Odufuwa from a teammate as shoves were exchanged.

Despite his success in the classroom, he hopes to play professional basketball. Not forever. But at least a little while. He hopes to play in the NBA. Most players do.

"I do feel like if you're good enough somebody will find you," he said. "I just want to keep playing. I prefer Europe to, say, China. I think France would be a pretty good spot. I know it's not easy. If I can play here that would be great."

When Odufuwa — or Odufuwa Sr. — is done talking you may nod. But rather than passively say, "Huh ... is that so?" you're more inclined to say, "Wow."

BRETT VITO, DENTON RECORD-CHRONICLE - JAN. 29, 2010

HILL TOPPED

BOWLING GREEN, Ky. — Josh White has won plenty of games for North Texas in clutch situations.

There have been times when the key play has come in the form of a big shot or through his ability to set up a teammate with a spectacular pass in the closing seconds.

View larger More photos Photo store White was at his best again Thursday night in UNT's dramatic 84-83 overtime win over Western Kentucky.

Only the way he went about helping the Mean Green pull off what was arguably its biggest win of the season was a little different.

White missed practice on Wednesday due to an injured hand, struggled offensively against WKU, and missed a free throw that could have iced the game at the end of regulation. He made up for that miss by making two key defensive plays down the stretch with the game on the line.

White took a charge, set up Eric Tramiel for the game-winning basket and then picked the pocket of Preseason Sun Belt Player of the Year A.J. Slaughter to give the Mean Green its second win in seven tries at E.A. Diddle Arena.

"After I missed that free throw, I have never felt worse in my life," White said. "I felt so bad for my team. I had to make something happen. I tried to come up with a big play to help us get out of here with a win."

White was one of several players who came through in the clutch for the Mean Green, which picked up its fourth win in five games against the Hilltoppers, who came into the night desperate to turn their season around.

WKU (11-10, 4-5) has lost five straight, its longest losing streak since the 2003-04 season.

Tramiel finished with a game-high 25 points. Tristan Thompson hit a clutch 3-pointer in the closing minutes of overtime on his way to finishing with 20, while George Odufuwa scored 15 points to go along with 16 rebounds for his third straight double-double.

"This is one of the toughest places to play in our league," UNT head coach Johnny Jones said. "We knew it would be a challenge. I am extremely proud of the way we fought all night. It's a great win for us."

UNT (13-7, 6-4) was able to pick up the win largely because WKU never found a way to stop Tramiel, who scored six of

the Mean Green's nine points in overtime. Tramiel hit the game-winner on a short jumper in the paint.

"We had been running that play all game, so we decided to keep going to it," Tramiel said of the game-winner. "If it wasn't open, we had other options, but that was the shot we wanted and we got it."

UNT was forced to go to Tramiel in the clutch situation after White made a rare mistake at the line with 13.7 seconds left in regulation with the Mean Green up 74-72. White came into the game shooting 79.8 percent from the line, but hit just one of two, leaving the door open for WKU.

UNT guard Shannon Shorter tipped a pass and met Tramiel in the corner near the half-court line, where they trapped Steff-phon Pettigrew. The junior managed to split the double team and hit a 35-foot shot with a second left to send the game into overtime.

Pettigrew led WKU with 23 points. Former Argyle standout Caden Dickerson scored 10 points for WKU.

UNT could have folded after WKU took an 83-79 with 1:40 left in the extra period.

The Mean Green came up with an answer instead.

Thompson hit a 3-pointer to pull the Mean Green to within one before White drew a charge on Slaughter on the ensuing possession.

Thompson missed a 3-pointer, but the ball went out of bounds off a WKU player. UNT took advantage of the extra opportunity when White got the ball to Tramiel in the post and picked up the assist on the game-winning shot.

White stole the ball from Slaughter on WKU's final possession to ice the game.

White finished with 11 points on 4-of-13 shooting from the field, but had five assists and turned the ball over just three times in 44 minutes.

"Josh is the type of player who holds himself accountable for his mistakes," Tramiel said. "He felt like he gave them a chance. He did a good job in overtime doing what he had to do to help us win. He came up really big

BRETT VITO, DENTON RECORD-CHRONICLE - FEB. 12, 2010

UNT MEN ROLLING AT THE RIGHT TIME

Josh White may have summed up North Texas' season best on Thursday night.

"It's all about winning at the right time," said White, a junior guard, following a 68-46 thrashing of New Orleans.

The Mean Green has been doing just that over the last few weeks, a trend it will look to continue today in the second half of a doubleheader against Denver that will begin with the women's game at 5 p.m.

UNT (16-8, 9-5) has won five of its last six games and is sitting in second place in the Sun Belt Conference West Division standings behind Arkansas State. If the Sun Belt tournament were to be seeded on the basis of the standings heading into today's games, UNT would have a bye in the first round.

The three top teams in the league will receive a free pass on the first day of the tournament, which could be critical in a 13-team event that will be packed into four days in Hot Springs, Ark.

The Mean Green posted one of its better defensive performances against UNO, holding the Privateers to 23 percent shooting.

"I thought we played well," UNT head coach Johnny Jones said. "We got a lead and did what we needed to do to sustain it. We played within ourselves."

UNT has relied throughout the season on its core of veterans who continued to thrive against the Privateers. White had one of his best games of the season while playing in the city where he grew up. He scored a game-high 18 points. Eric Tramiel added 15 points and Tristan Thompson 11.

White and Thompson are averaging 14.3 and 14.1 points a game, respectively, to lead UNT, which will face a Denver team in the midst of a late-season slide. The Pioneers (14-10, 7-6) have lost three of their last four games and dropped into fourth place in the Sun Belt West Division.

One of the Denver's biggest problems for the last several years has been its struggles on the road that have continued this season. The Pioneers are 1-9 outside of Denver and have lost all six of their Sun Belt road games.

The Mean Green rallied from 21 points down to beat Denver at the Super Pit last season.

Senior guard Nate Rohnert leads the Pioneers with an average of 15.5 points a game and is the key player in Denver's Princeton-style offense that emphasizes motion and backdoor cuts.

The UNT women (7-18, 4-10) also head into their game against Denver (13-11, 8-5) with momentum on their side after snapping a four-game losing streak with a 70-64 win over New Orleans on Wednesday.

Freshman forward Jasmine Godbolt led UNT with 19 points, while senior guard Brittney James added 13 points while going 9-for-9 from the free throw line.

James is averaging 14.7 points a game to lead UNT, which will face a slumping Denver team that has lost five straight. Sun Belt powerhouse Middle Tennessee drilled the Pioneers 94-78 in their last outing.

Denver has three players in its starting lineup averaging at least 14 points, including Texas natives Britteni Rice of Pampa and Kaetlyn Murdoch of Temple, who averaging 15.2 and 14.9 points a game, respectively.

BRETT VITO, DENTON RECORD-CHRONICLE - FEB. 11, 2010

TRISTAN THOMPSON: SNEAKY GOOD

Collin Mangrum pondered the question for a moment last week after taking extra shots following practice.

The junior has played with Tristan Thompson for three years and seen him develop into one of the better players in recent North Texas history without anyone realizing what he has accomplished.

Thompson's plight can be attributed in part to playing alongside fellow junior guard Josh White and senior forward Eric Tramiel, two of the best players to suit up for UNT the last five years.

Mangrum has another theory why Thompson has flown under the radar, though.

"Tristan's sneaky," Mangrum said. "He's like a snake. You don't realize he is having a good game and then you look up and he has 20 points."

Thompson has jumped to bite plenty of teams this season.

The former Angleton standout leads UNT with an average of 14.3 points a game heading into the finale of a two-game road trip at New Orleans tonight. He also ranks second in the Sun Belt Conference with an average of 18.6 points a game in league play.

It's only a matter of time before Thompson joins 18 other players in the 1,000-point club at UNT. He currently ranks 30th in school history with 886 points, which he has scored mostly on open jumpers or floaters in the lane.

When it comes to highlight reels, Thompson isn't as flashy as White, his good friend who beat him to the 1,000-point mark earlier this season and has garnered most of the attention throughout their careers.

"I have never worried about notoriety or what people think of me on the outside," Thompson said. "Josh and I came in together and are really good friends. He has done some amazing things while he has been here and deserves all the attention he gets. I just go out there and play. If people notice me they do. If they don't, they don't."

Arkansas-Little Rock coach Steve Shields left little doubt that he has noticed what Thompson has accomplished after the Mean Green knocked off the Trojans 83-78 on New Year's Eve.

Thompson scored 26 points on just 13 shots and made six of his nine 3-point attempts against UALR.

Shields said Thompson was playing the best of any player in the league at the time and that he considered him to be among the best guards in the Sun Belt.

Arkansas State coach John Brady paid Thompson the ultimate compliment by assigning one of his defenders to stay with him on the offensive end of the floor no matter where he went to prevent him from catching the ball in a win over the Mean Green on Jan. 16.

"He should be first-team all-conference the way he has been playing," White said. "I don't know where it came from, but he

has been playing well all of the sudden. I am not surprised because I know that he is a great player. He can shoot, get to the basket and the free-throw line."

Thompson knows exactly where his quick ascent began. It was during the summer.

"It's because of all the hard work I put in during the off-season," Thompson said of his breakout season. "I was really serious about it. I got with [UNT strength coach Chris] Seroka and did a lot of lifting to get myself in the best physical condition I could."

Thompson had little choice if he wanted to remain a key player for UNT.

Jones brought in junior college transfers Shannon Shorter and Richard Thomas to compete for playing time at the shooting guard and small forward spots. The knock on Thompson has always been his ability to defend, which is a strength for both Shorter and Thomas.

"Tristan has battled for his spot every year," Jones said. "He didn't get off to as good a start as he would have liked, but his confidence didn't waver. He continued to work and get better."

Thompson still isn't the best perimeter defender on the Mean Green's roster. Jones went to backup point guard Alzee Williams in a key spot at the end of a game last week against Florida International.

Thompson has improved dramatically, though, which has allowed UNT to leave him on the floor in just about any situation. He played 44 minutes in a win over Western Kentucky and has played at least 30 minutes in 14 of UNT's last 15 games.

He heads into tonight's game having scored in double figures in 15 straight games.

"I am a lot more comfortable with my role now," Thompson said. "Coach Jones and the guys trust me to go out, make the right plays and not be selfish. I never considered myself a selfish player. If the shot is not there, I try to make a play to get someone open."

That trust was evident when Jones drew up a play to get Thompson open on the perimeter for a 3-point shot with the Mean Green up one at FIU with just over a minute to play. Thompson drained the shot and UNT went on to win for the fourth time in its last five games.

That shot was just the latest Thompson has hit this season that has pushed him a little further into the spotlight in the Sun Belt, where he is quickly losing his ability to sneak up on teams, despite his understated game.

"I can assure you that other teams pay special attention to Tristan because he can get off and really score and also create opportunities for other players," Jones said. "If you ask around the league, people will tell you that he is one of the better scorers around."

BRETT VITO, DENTON RECORD-CHRONICLE - FEB. 6, 2010

UNT RALLIES PAST FIU

MIAMI – Alzee Williams usually doesn't get a lot of attention or playing time with all the star players in North Texas' backcourt.

His contributions often don't show up in the box score. That doesn't mean they go unnoticed, though.

That was the case on Saturday during UNT's 68-66 win over Florida International at U.S. Century Bank Arena.

Williams didn't score and grabbed just one rebound, but made what might have been the biggest play that helped the Mean Green come from seven points down with 4:51 left to pick up its fourth win in its last five games.

"There have been so many tight games that we have been in this year," UNT head coach Johnny Jones said. "Our guys played with toughness and confidence down the stretch."

Williams played just 11 minutes, but was there when UNT needed him most after Eric Tramiel and Tristan Thompson had done the work offensively to get the Mean Green in position to win the game in the end.

UNT (15-8, 8-5) was up one with 18 seconds left after Tramiel's layup attempt rolled off the rim, giving FIU a chance to win the game.

FIU head coach Isiah Thomas called a timeout and set up a play to get the ball to Phil Gary. Jones countered by getting Williams, his 6-4 defensive specialist, in the game.

FIU (9-17, 4-9) got the ball to Gary, who had a hard time getting away from Williams to touch the ball and didn't have any success in getting by him before taking a tightly contested fall-away 3-pointer that bounced harmlessly away.

"He's a good player," Williams said. "I tried to get down, stay in front of him and make him take a tough shot. He was off balance when he took it. He tried to get by me at first, but had to take the shot."

Jones and the rest of UNT's players credited the win in large part to Williams.

"Al is a great defender," Tramiel said. "I told coach to put him in for his defense. We needed him tonight. We always feel good with him in there in a spot like that."

Williams' defense helped UNT complete its comeback after an offensive drought put the Mean Green in a 63-56 hole late in the second half following an 18-1 FIU run.

Tramiel scored five straight points, including hitting a 3-pointer at the end of the shot clock to tie the game at 63-63.

Thompson hit another 3-pointer a short time later to put the Mean Green up 67-63.

Weaver answered with a 3-pointer to give FIU a chance on a night UNT had trouble putting FIU away every time it had a significant lead.

UNT took a 37-29 lead late in the first half on a Josh White 3-pointer, but was unable to maintain its momentum heading into the break.

FIU closed the half on a 10-2 run to tie the score at 39-39 at halftime.

UNT went up 55-45 midway through the second half on a George Odufuwa jumper, but went cold offensively. Thompson scored UNT's only points during an 18-1 FIU run that put the Golden Panthers up 63-56.

"They had some turnovers that cost us," Jones said. "They were aggressive, but we were able to bounce back and make a run of our own."

Thompson helped spark that run and led four UNT players who finished in double figures with 19 points. Tramiel added 17 and Odufuwa had a double-double with 11 points and 11 rebounds.

White also finished with 11 points along with seven assists.

That balanced attack helped UNT offset 16 points from FIU's Marvin Roberts and 15 from Gary, who was no match for Williams when it mattered.

"They ran us off some screens," Jones said. "Al sat down defensively and stayed between his guy and the basket and our post players did a good job helping him. Al has been good for us all year long. He has great feet and plays with a sense of urgency and toughness defensively."

BRETT VITO, DENTON RECORD-CHRONICLE - JAN. 7, 2010

JOSH WHITE'S IMPACT A BIG BOOST FOR UNT

Josh White had barely gotten used to playing on the college level heading into a game against Oklahoma State back in the fall of 2007 when the North Texas guard gave a glimpse of what was to come in his career.

UNT was a decided underdog against the Cowboys when White scored 25 points and hit all the key shots down the stretch during a monumental 82-73 win in just his second game with the Mean Green.

It was then that Johnny Jones' secret was officially out.

UNT's head coach knew he had something special in his point guard, who enters a game against Louisiana-Lafayette tonight just 25 points short of becoming the 18th player in school history to score 1,000 points.

Reaching that milestone will establish White as one of the top scorers in school history. To Jones, that is only part of the story of White's impact on the rise of UNT's program over the last four seasons.

"Sometimes you have guys who can score a lot of points," Jones said. "When I look at it, I look at a lot of different things – what percentage did they shoot and what type of effect they had on their team. The great thing about Josh is that he has been a part of two 20-win seasons, makes his teammates better, takes care of the basketball and doesn't take a lot of shots. It's special, the effect he has had on this team."

All one has to do is look at the history of the program to see the difference White has made while giving UNT what it needs from clutch free throws to key assists while leading the Mean Green to a pair of 20-win seasons.

White arrived in Denton the year after UNT broke through for a 23-win season, a Sun Belt tournament title and a berth in the NCAA Tournament in 2007.

What no one knew then was if UNT could follow up on that performance with another solid campaign. The Mean Green hadn't won 20 games in consecutive seasons since a three-year run from 1975-78 and UNT had lost its top three guards, including Sun Belt tournament MVP Calvin Watson.

"I didn't think about how many points I would be able to score because I didn't know what my role would be," White said. "I have been able to help my team out a lot by scoring the basketball. I want to do whatever I can to help us win."

White averaged 13.9 points a game and was named the Freshman of the Year in the Sun Belt while leading UNT to a 20-11 finish.

White hasn't slowed down since. He averaged 11.3 points a game last year, despite playing with an injured hand nearly the entire season.

White is positing 15.0 points a game and is having perhaps his

best all-around season this year. He ranks fourth in the Sun Belt with an average of 4.3 assists a game, up from 2.6 last season.

When Dominique Johnson went down with a broken ankle in a win over Rice on Dec. 5, White was the only experienced point guard UNT had left. White is playing 36.2 minutes per game and played 46 minutes in a double-overtime win over UT-Arlington. Junior forward George Odufuwa is a distant second on the team in minutes played at 31.1 per game.

"I got off to a great start this year," White said. "I wanted to be aggressive scoring the ball and get my assists up to help my team and be a better all-around player."

White has reached that goal and helped put UNT on course for another 20-win season in what has been a tough year for the Mean Green.

UNT lost backup forward Kedrick Hogans to a shoulder injury before the season started and was forced to adjust after Johnson's injury. To make matters worse, starting forward and third-leading scorer Eric Tramiel has missed two straight games with a wrist injury and backup guard Richard Thomas is nursing a leg injury.

UNT has won three of its last four, despite missing several key players, thanks in part to White, who has scored in double figures in 11 of UNT's 14 games.

"Josh has been so consistent since he has been here," said Tristan Thompson, a fellow junior who has started with White for most of his career. "I have been right there with him and to see what he does is amazing. I am glad to be playing alongside him."

White leads UNT in shots, but his ability to set up his teammates and make the key plays that lead to wins has won him the respect of the Mean Green's players and coaches.

"Josh is a great team guy," Jones said. "His teammates gravitate to him because of his attitude. He's not a selfish player. His teammates enjoy it when he receives accolades because of the way he carries himself."

White has continued to score in double figures consistently despite being more of a playmaker this season, a role that hasn't slowed him down in his pursuit of reaching the 1,000-point mark.

"I didn't find out about it until earlier today," White said of closing in on his 1,000th point. "It's a great accomplishment that I will look back on, but I am all about winning."

UNT has won plenty of games with White starting in its backcourt, which Jones says is just as big a part of his guard's growing legacy as his career point total.

"When you look at what Josh has done in a short period of time and the impact he has had, it says a lot," Jones said. "He has been one of the best players we have had since I have been here."

BRETT VITO, DENTON RECORD-CHRONICLE - DEC. 30, 2009

JONES ON VERGE OF PASSING MENTOR

North Texas was hunting for a new men's basketball coach nearly a decade ago, when Bill Blakeley received an unexpected phone call from a candidate looking for his first shot to guide a program.

Johnny Jones thought he might have a chance to become the Mean Green's next head coach back in 2001 and wanted to pick Blakeley's brain for every last tidbit of information that might help not only get the job but capitalize on the opportunity as well.

The conversation is one Blakeley, one of the greatest coaches in UNT basketball history, looked back on fondly this week, while talking about Jones, who enters a game at Arkansas-Little Rock today on the verge of moving past him on UNT's career wins list.

Jones has a 134-116 record in nine seasons, while Blakeley posted a 134-85 mark from 1976-83.

"Coach Jones gave me a call before he took the job, which gives you an idea of how he was covering his bases," Blakeley said. "Most guys would have been happy to pursue a job and get it. He looked past that."

Blakeley told Jones about UNT and what was necessary to succeed there. That conversation served as the starting point for a friendship between two of the top coaches in UNT history. Blakeley and legendary football coaches Odus Mitchell and Hayden Fry are the only UNT football or men's basketball coaches in school history to post a career above .500 in a tenure that ended after 1950.

Jones, 48, appears to be on his way to joining that exclusive group.

"Being mentioned in the same breath with coach Blakeley is great," Jones said. "He did a tremendous job. Prior to taking the job here, I was able to look back at the type of success he had while he was here. That prompted me to be even more motivated to take the job. He and [fellow former UNT coach] Jimmy Gales showed that you could win here."

Jones has proven that is still the case by gradually turning around a team that had won just 20 games combined in the four seasons before he arrived prior to the 2001-02 campaign. UNT went 15-14 in Jones' first year and broke through to finish 23-11 and advance to the NCAA Tournament at the end of the 2006-07 season.

UNT has won at least 20 games in each of the last three years and at 8-4 has a chance to reach that mark again this season. Jones and Blakeley are the only coaches in UNT basketball history to lead teams to three straight 20-win seasons.

A fourth straight 20-win season would be a first at UNT.

Blakeley, who put together his run of 20-win seasons from 1975-78, has been there to support Jones throughout his tenure,

although health problems have limited the number of games Blakeley has seen over the last few years.

"I still talk to coach Blakeley," Jones said. "He has always been an inspiration to me. When we have had setbacks, he has been there to encourage me."

Blakeley, 75, credited Jones' success to the way he developed a plan and stuck to it through some tough times. UNT was decimated by injuries and finished with a 7-21 record in Jones' second season. The Mean Green went on to post 13-15, 14-14 and 14-14 marks the next three years before getting on a roll the last three seasons.

"The way Johnny carries himself, you get the feeling that he knows where he is going, and he relates well to players," Blakeley said. "He takes the games seriously, but keeps it in perspective. It's refreshing to see a coach who has a plan, follows it and does a really good job of putting it in place."

Jones credited being in position to move up on UNT's wins list to his assistant coaches, UNT's administration and especially his players, a few of whom said they were happy to help Jones move to the verge of reaching another milestone with the Mean Green.

"Coach Jones has done a great job here," forward George Odufuwa said. "It's impressive to see him reach another milestone. It shows what he has done since he has been here."

Blakeley said what Jones has accomplished goes beyond his record and extends to the solid foundation he has built from the program.

"Johnny has all the bases covered with recruiting and the public relations part with getting out in the community and with his peers and the fans," Blakeley said. "He is a good coach and has the makings of an excellent coach. He really knows what he is doing and is not just worried about wins and losses."

UNT would like to get Jones his historic win today and get back on track in Sun Belt play. The Mean Green is 1-1, but dropped its last league game to Florida International.

UALR (4-9) is in desperation mode after dropping its first two Sun Belt games to South Alabama and Arkansas State.

The situation is one Blakeley believes Jones will handle just as he has the rest of the challenges he has encountered in his tenure at UNT.

"I am so happy for Johnny," Blakeley said. "Johnny really likes Denton and North Texas. That extends to the thinking and feelings that his players have for the school and allows him to get maximum effort from them. He is ahead of the game as far as his maturity as a coach at his age."

BRETT VITO, DENTON RECORD-CHRONICLE - DEC. 29, 2009

FRESHMAN HITS GAME WINNER TO LIFT UNT

Johnny Jones pulled aside Jacob Holmen after practice last week to give him a bit of advice.

North Texas' head coach told his freshman forward that he had all the confidence in the world in his ability to become a threat offensively.

Jones just wanted him to put in a little extra effort to fine tune his touch.

That advice paid off on Monday when Holmen came through in the clutch for the Mean Green in a 71-69 win over Texas Southern at the Super Pit.

The game was tied when Josh White drove the length of the floor and kicked the ball to Holmen, who had little choice but to hoist a 15-foot jumper with three seconds left. The shot fell and UNT hung on for the win on a milestone night for head coach Johnny Jones, who picked up the win in his 250th game with the Mean Green.

"Jacob is an excellent shooter," Jones said of Holmen, who came into the night shooting 41.7 percent from the field. "I know what he is capable of. We have guys who come to practice early and stay late. He has a chance to be a great basketball player, but to do that you have to put in the time and energy. He was able to do that. I have a lot of confidence in him."

UNT (8-4) needed Holmen more than ever in its game against TSU (4-8). Starting power forward Eric Tramiel, a pre-season first-team All-Sun Belt Conference selection, injured his right hand and wrist when he was taken down under the basket at the 17:19 mark of the first half.

Jones said after the game that Tramiel will have X-rays on his hand and wrist, the same one he injured in a win over Louisiana-Monroe on Dec. 13.

"When I saw Eric go down, I knew coach Jones would come looking for me," Holmen said. "I didn't know that I would play that much, but when I went in, I knew I had to step up for my team. I grew up a little bit tonight. My team needed me."

Holmen finished with 12 points on an efficient 5-for-7 shooting performance from the field that helped fill the void when UNT lost Tramiel, who came into the night averaging 12.3 points a game.

"Eric is our heart and soul," UNT guard Tristan Thompson said. "Jacob came in and made play after play for us. He grew up for us tonight."

Holmen attributed his performance in large part to the ex-

tra work he put in after Jones pulled him aside to talk about what he needed to do to become a better player.

"I was leaving practice early when coach Jones called me back and told me I needed to shoot after practice," Holmen said. "It paid off."

Holmen was one of four UNT players who finished in double figures. Thompson led UNT with a game-high 21 points and continued his recent scoring tear. The junior has scored in double figures in four straight games and reached the 20-point mark in three of those games.

White added 12 and Shannon Shorter came off the bench to add 11. Deandre Hall scored 20 points for TSU.

UNT needed its balanced attack to come back after falling behind 24-18 midway through the first half. The Mean Green answered with a 10-0 run.

Thompson scored to start the surge and then set up White for a 3-pointer.

Collin Mangrum scored five straight to cap the run.

The former Howe standout, who came into the day averaging 5.1 points a game, scored all nine of his points in the first half after making his first start of the season. Jones said he put Mangrum in the lineup after he has excelled in practice the last few weeks.

Thompson scored 10 points before the break, including the final two of the half that gave the Mean Green a 35-30 lead at halftime.

TSU opened the second half on an 11-0 run and led 41-35 before the Mean Green regained the lead. UNT pushed its edge to as many as six points twice, the final time at 59-53.

UNT couldn't put TSU away and needed Holmen's jumper at the end to seal a memorable win for Jones. The former LSU standout improved to 134-116 in nine seasons at UNT and moved into a tie with Bill Blakeley for second on UNT's wins list.

Blakeley posted a 134-85 record at UNT from 1976-83. Pete Shands, who posted a 224-258 record from 1935-59, holds the record for wins at UNT.

"It's nice to coach 250 games at one place," Jones said. "I have been blessed to have great players and staff who have allowed me to be here for that many games. To be mentioned in the same breath with coach Blakeley is great."

BRETT VITO, DENTON RECORD-CHRONICLE - DEC. 19, 2009

EX-GUARDS JONES, THOMAS MEET AGAIN AS COACHES

Johnny Jones remembers former LSU head coach Dale Brown turning to him on the bench during the 1981 Final Four and asking him to do what few players have ever accomplished.

A berth in the national title game was on the line in the Tigers' semifinal against Indiana at the Spectrum in Philadelphia, and Brown needed someone to shut down the Hoosiers' guards, especially Isiah Thomas.

The details of what happened after Jones went into the game have faded over the years, but North Texas' head coach could recall the basics this week while preparing for a rematch of sorts at the Super Pit today when the Mean Green will take Florida International, where Thomas is now the head coach.

"Isiah was extremely quick," Jones said. "I can't say that I was in there long, and it was a lot of years ago. If they didn't have any tape, I would tell you I was letting him have it, but I am sure they have some old footage that would show that isn't the case."

Jones missed all three of his shots in what turned out to be the final game of his freshman season, while Thomas scored 14 points in Indiana's 67-49 win.

"We put Johnny in there for a spark," Brown said Saturday. "Whenever you put him in the game, something positive was going to happen. He was so quick and anticipated what was going to happen so well. That's why I gave him the nickname 'The Bullet.'"

Indiana went on to beat North Carolina for the national title two days later, which left Jones and the rest of his LSU teammates to wonder what might have been.

If it wasn't for the unusual path that Thomas has followed to FIU, Jones would never have had to dig back through his memories of that game.

Thomas, after all, was on a completely different path in the world of basketball in the years following that game.

Jones stayed on at LSU as an assistant coach under Brown following his playing career and rose through the ranks before landing at UNT, where he has built one of the school's most successful programs.

Thomas went on to become one of the greatest players in NBA history before a tumultuous coaching career

with the Indiana Pacers and New York Knicks led him to start over at FIU, a struggling Sun Belt Conference program.

"This job gives me a chance to give back to the game that helped me so much," Thomas said. "I didn't think I would live past 18, but have gotten to travel the world and meet presidents because of basketball."

Starting over in the sunshine

Thomas essentially ducked out of the spotlight -- which had been focused on him dating back to his days at Indiana -- when he took over at FIU last April after a whirlwind courtship that lasted just a few days.

Thomas helped lead the Detroit Pistons to two NBA titles in a Hall of Fame playing career before running into problems while coaching the Knicks.

Madison Square Garden, which owns the Knicks, was ordered to pay \$11.6 million in 2007 to a former team executive who alleged she was sexually harassed by Thomas, who maintained his innocence. Thomas was never found personally liable.

Thomas finished 23-59 in his final season as the Knicks coach and was fired, ending what began as a promising NBA coaching career. Thomas, who has a 187-223 record as an NBA coach, took the Pacers to the playoffs three times before coaching the Knicks.

FIU provided the perfect spot for Thomas to start over.

"The weather was attractive, and we have the 25th -largest student enrollment in the country," Thomas said. "I will have the chance to take FIU from the bottom to the top. I have taken on difficult challenges throughout my career."

FIU has struggled throughout its history and hasn't posted a winning record since the 1999-2000 campaign. The Golden Panthers finished 13-20 in their final year under Sergio Rouco last season and actually went 2-80 from the 2002-03 to 2005-06 seasons.

FIU (3-10, 0-1) hasn't been nearly as bad as it was during that stretch, but has lost seven of its last eight games.

Continued on next page ...

BRETT VITO, DENTON RECORD-CHRONICLE - DEC. 19, 2009

CONTINUED: EX-GUARDS JONES, THOMAS MEET AGAIN AS COACHES

Continued from previous page ...

The latest of those games was a 59-53 loss to Denver in FIU's Sun Belt opener on Thursday. It's those close misses that have built the confidence of FIU's players.

"Coach has such a big reputation," FIU senior forward Marlon Bright said. "Learning from him makes those long practices more interesting. If anyone knows what he is doing, it's him."

For FIU and Thomas, the focus is on putting the Golden Panthers back on solid ground for the long-term while injecting some life into the program.

The publicity FIU has received has helped the school move toward that goal.

"Being a senior, I have been around a while," Bright said. "There is a buzz around the program because of coach's resume and history in the game. It's been enjoyable. We are trying to learn as much as we can from him. He is such a charismatic person."

Jones knows what Thomas is in for

Thomas and Jones spoke at length for the first time at the Sun Belt meetings earlier this year. Thomas will never forget the gesture Jones made.

"We got reacquainted at the conference meetings," Thomas said. "Johnny has been extremely helpful. He talked to me about the league and what it is like coaching in college. I am grateful that he opened his arms to me and pulled me aside to talk."

If there is anyone in the Sun Belt who knows what Thomas faces and how to turn a program around, it's Jones.

UNT had won just 20 games combined in the four seasons before Jones took over the Mean Green before the 2001-02 season. UNT has won at least 20 games in Jones' last three campaigns and advanced to the 2007 NCAA Tournament.

"Without a doubt there are a lot of parallels," Thomas said. "The cupboard was bare here. This is a foundation year. We are trying to dig out of a hole by recruiting better players and building a program."

Hargrave Military Academy forward Dominique Fer-

guson, a player Rivals.com ranks No. 40 on its list of the top players in the Class of 2010, has committed to FIU.

Players like Ferguson could put FIU on the same level as UNT.

For now, it's FIU and Thomas who will be the underdogs in a matchup with UNT and Jones, who believes it could just be a matter of time before Thomas is back at the top of the game just like he was the first time they met back in the Final Four.

"Isiah is a great coach and a tremendous teacher," Jones said. "It's tough when you are implementing your system. He will have a chance to put a mark on that program."