



NORTH TEXAS BASKETBALL

Stephen Howard, Asst. Director Media Relations
 Office: 940.369.8548 • Cell: 817.793.5199
 stephen.howard@unt.edu • meangreensports.com

2009-10 SCHEDULE

NOVEMBER

13	Cameron	W 80-62
18	at UT Arlington	W 101-99 (2OT)
21	at Oklahoma State	L 82-68
24	Jackson State	W 68-58
28	at Boise State	L 79-73

DECEMBER

2	Univ. of the Southwest	W 91-62
5	at Rice	W 64-62
7	at Texas A&M	L 75-65
13	ULM*	W 79-62
20	Florida International*	L 80-70 (OT)
22	Southeastern Louisiana	W 71-61
28	Texas Southern	W 71-69
31	at UALR*	W 83-78

JANUARY

2	at Arkansas State*	L 71-56
7	at Louisiana-Lafayette*	L 74-72
9	New Orleans*	W 71-57
14	at Troy*	W 75-72
16	Arkansas State*	L 83-70
21	South Alabama*	W 86-78
28	at Western Kentucky*	W 84-83 (OT)
30	at Middle Tennessee*	L 69-64

FEBRUARY

4	Florida Atlantic*	W 86-69
6	at Florida International*	W 68-66
11	at New Orleans*	W 68-46
13	Denver*	W 64-59
15	at Houston Baptist	W 107-87
20	UALR*	W 83-65
25	Louisiana-Lafayette*	W 65-57
27	at ULM*	1 p.m.

MARCH

6-9	Sun Belt Tournament%	TBA
-----	----------------------	-----

% Tournament held in Hot Springs, Ark.

* Sun Belt Conference Game

All times Central

SUN BELT REGULAR SEASON TITLE WITHIN REACH



at ULM WARHAWKS (11-17, 6-11 Sun Belt)
 Saturday, Feb. 27, 2010 • 1:00 p.m. CST
 Fant Ewing Coliseum (7,000) • Monroe, La.
 TV: Sun Belt Network
 Richard Cross (PBP), Shane Power (Analyst)
 Radio: KNTU (88.1-FM Denton), KWRD (100.7-FM DFW)
 Live Video & Stats: ulmwarhawks.com
 Series: ULM leads 27-18 • Last: NT 79-62 on Dec. 13, 2009

On Tap

North Texas claimed at least a share of the Sun Belt West Division title with its 65-57 win over Louisiana-Lafayette on Thursday night. George Odufuwa hauled in his 11th double-double of the year and Tristan Thompson poured in a team-high 16 points in completing the sweep of the Ragin' Cajuns. The Mean Green can still capture the league's regular season championship with a win over ULM and a Middle Tennessee loss.

Quick Hitters

- For the first time in school history, North Texas has won at least 20 games in four consecutive seasons. At 20-8 on the season, NT is the only program in the Sun Belt so far to record 20 wins or more in each of the last four seasons.

- North Texas is 7-0 this month, and with one more win can secure the program's first undefeated February since 1987-88. That year, NT went 8-0 in the Valentine month en route to a Southland Conference title and an NCAA Tournament berth.

ULM WARHAWKS probable starters

Pos	No	Name	Ht	Wt	Yr	Hometown	Pts / Reb / Other
G	5	Dynile Forbes	6-2	170	Sr.	Freeport, Bahamas	12.2 / 3.9 / 1.3 spg
G	10	Brandon Williams	6-1	160	So.	Houston	2.0 / 2.1 / 3.1 apg
G	13	Tommie Sykes	6-4	205	Jr.	Philadelphia, Pa.	9.9 / 5.3 / 52.6 fg%
F	22	Lawrence Gilbert	6-7	210	Jr.	New Orleans	9.6 / 4.6 / 82.8 ft%
F	3	Rudy Turner	6-8	275	Jr.	Alexandria, La.	8.7 / 5.5 / 1.3 bpg

NORTH TEXAS MEAN GREEN probable starters

Pos	No	Name	Ht	Wt	Yr	Pts	Pts / Reb / Other
G	10	Josh White	5-10	175	Jr.	Baton Rouge, La.	14.8 / 1.9 / 3.7 apg
G	14	Tristan Thompson	6-5	190	Jr.	Angleton, Texas	14.0 / 3.4 / 41.8 3fg%
G	21	Shannon Shorter	6-4	200	Jr.	Houston	6.8 / 3.7 / 2.3 apg
F	25	Eric Tramiel	6-7	230	Sr.	Shreveport, La.	12.9 / 5.3 / 55.6 fg%
F	4	George Odufuwa	6-8	240	Jr.	Dallas	11.6 / 10.3 / 61.8 fg%

NORTH TEXAS off the bench

Pos	No	Name	Ht	Wt	Yr	Pts	Pts / Reb / Other
G	1	Dominique Johnson	5-10	162	Sr.	Kansas City, Mo.	6.8 / 1.8 / 2.3 apg
G	3	Alzee Williams	6-4	168	Fr.	Dallas	1.9 / 0.8 / 6 steals
G	11	Antwone Matlock	6-1	177	Sr.	Dallas	0.8 / 0.3 / 33 minutes
G	12	Nick Goff	6-4	180	Fr.	Columbus, Ohio.	0.7 / 0.7 / 1-2 fg
C	15	Ben Knox	6-10	221	Fr.	Arlington, Texas	0.6 / 1.0 / 4 blocks
G	20	Collin Mangrum	6-4	190	Jr.	Howe, Texas	3.7 / 1.4 / 85.7 ft%
F	30	Jacob Holmen	6-8	220	Fr.	Whitehouse, Texas	5.3 / 2.6 / 80.6 ft%
F	32	Jamie Egenti	6-8	265	Jr.	Watauga, Texas	0 / 0 / 7 minutes
G	33	Tyler Hall	6-2	175	So.	Pampa, Texas	2.0 / 0 / 1-2 fg
F	42	Cameron Spencer	6-8	264	Jr.	Orange, Texas	1.3 / 2.6 / 44.0 fg%

ATHLETIC MEDIA RELATIONS

Eric Capper - Asst. AD/Media Relations
940-565-2476 • eric.capper@unt.edu

Stephen Howard - Asst. Director (MBB)
940-369-8548 • 817-793-5199 (cell)
stephen.howard@unt.edu

Media Information

Credentials

Working press credentials can be requested by contacting Stephen Howard (940-369-8548). Full-season and single-game passes will be mailed whenever possible. If not, they will be left at the Will Call table located at Gate C in the Super Pit.

Player Interviews

All interviews with North Texas players must be arranged through the Media Relations Office. Please contact Stephen Howard.

Johnny Jones Interviews

All interviews with North Texas head coach Johnny Jones must be arranged through the Media Relations Office. Please contact Stephen Howard.

Post-Game Interviews

The Mean Green locker room is closed after home games. Coach Jones and requested players will be available for interviews in the media room in the Super Pit after a brief cooling off period.

Practice Coverage

North Texas basketball practice is open to the media. Practice times are usually scheduled for 3:30-6 p.m. Players and coaches are available for interviews following each practice, on a prearranged basis through the athletic media relations office.

Quick Facts

Location: Denton, Texas
Founded: 1890
Enrollment: 36,206
Nickname: Mean Green
Colors: Green and White
Home Arena: The Super Pit (10,500)
Affiliation: Division I
Conference: Sun Belt
Head Coach: Johnny Jones (9th Year)
Record at North Texas: 146-120
Overall Record: 161-136
Program All-Time Record: 1,019-1,168-1

Another 20-Win Season - For the first time in school history, North Texas has won at least 20 games in four consecutive seasons. At 20-8 on the season, NT is the only program in the Sun Belt to win 20 games or more in each of the last four seasons. Already the winningest four-year stretch in the program's history, NT has notched a .500 record or better in each of the last six years - the most by NT since 1931.

West Division Champs - North Texas secured at least a share of the Sun Belt West Division title with the win over Louisiana-Lafayette, the program's first since joining the league in 2000. If the Sun Belt Tourney were to start today, NT would be the No. 2 seed and earn its first ever opening round bye. NT is tied with Middle Tennessee and Troy for the league's top record, but the tie-breaker would give Troy the top seed. NT can get the No. 1 seed with a win at ULM and a MTSU loss at Florida Atlantic.

Why Not Eight? - North Texas' current seven-game win streak is entering uncharted territory. The longest of the Johnny Jones era (2001-present) this current streak is the longest since the 1991-92 squad won eight consecutive games.

Longest NT Win Streaks Since WWII

14 (record)	1977-78
11	1987-88
9	1976-77
8	1953-54
8	1991-92
7	2009-10

Fun In February - Since World War II, only two NT basketball teams have managed to go undefeated in the month of February. With one game remaining in the Valentine month, this year's team is 7-0. The last team to accomplish this feat was the 1987-88 NCAA Tournament-bound squad, who went 8-0 in Feb. The 1977-78 Bill Blakely coached bunch also went 8-0 in Feb.

400 Club - Josh White and Tristan Thompson are both on pace for 400 point seasons, which would make them just the 14th set of teammates in NT history to reach that plateau. White, who has 415 points already, is just the 15th NT player to have multiple 400-point campaigns after scoring 404 as a freshman in 2007-08. Thompson has 391 points this year.

Pit Power - North Texas finished the 2009-10 season with a 12-2 mark at the Super Pit. Only four teams in school history have had more wins at the Super Pit.

INSIDE THE GAME

- North Texas and ULM are meeting for the 46th time, but the Mean Green has taken the last five dating back to 2006-07. The two schools joined the Southland Conference in the 1982-83 season and remained rivals until the Mean Green moved to the Big West in 1996-97. The Warhawks joined the Sun Belt in all sports in 2006-07, and own a 27-18 all-time edge over the Mean Green. NT fell in its first nine SLC games against ULM, but won the 1988 conference tournament with an 87-70 win over the Warhawks.

- The Warhawks have lost five of their last seven games, and each of their last three outings. ULM is allowing its opponents to shoot 46.6 percent from the floor this year, which ranks 313th in the country. At 9.6 assists to 16.3 turnovers per game, the Warhawks rank second to last (333rd) in the NCAA in assist-to-turnover ratio.

- Tony Hooper recorded his school-record breaking 203rd career steal against the rival Ragin' Cajuns of Louisiana-Lafayette last Saturday night. The senior came off the bench to score nine points in 25 minutes, while Tommie Sykes tallied a career-high 27 points in the 73-71 loss to ULL.

- Don't count on either of these teams to lose the game from the free throw line. ULM ranks 45th in the nation and second in the Sun Belt with a mark of 72.9 percent from the stripe. North Texas isn't far behind with a clip of 72.4 percent, which ranks 50th in the nation and third in the SBC.

- In the last meeting with ULM: Behind season-high shooting and Tristan Thompson's 20 points, North Texas opened Sun Belt play with a 79-62 victory at the Super Pit. Josh White opened the second half with a three-pointer, leading North Texas on a 23-7 run over the next 10 minutes to go ahead by 18 points. North Texas shot 57.1 percent from the floor and 53.3 percent from three-point in the win. White finished with 15 points and a game-high five assists.

TALE OF THE TAPE

Mean Green	Warhawks
75.1.....	PPG..... 67.7
+4.9.....	Margin.....-4.0
46.5.....	FG%..... 42.0
33.7.....	3PT%..... 35.1
72.4.....	FT%..... 72.9
+3.5.....	Rebound Margin.....+2.1
12.3.....	Asst. Avg..... 9.6
14.8.....	TO Avg..... 16.3
4.4.....	Steals Avg..... 7.0
2.9.....	Blocks Avg..... 2.8

SUN BELT CONFERENCE

WEST DIVISION (through 2/26)

Team	Conf.	Overall
North Texas	12 5 .706	20 8 .714
Arkansas State	11 6 .647	16 12 .571
UL-Lafayette	10 7 .588	13 15 .464
Denver	9 8 .529	16 12 .571
ULM	6 11 .353	11 17 .393
New Orleans	3 14 .176	8 20 .286
UALR	3 14 .176	7 21 .250

EAST DIVISION

Team	Conf.	Overall
Middle Tennessee	12 5 .706	18 12 .600
Troy	12 5 .706	17 11 .607
Western Kentucky	11 6 .647	18 12 .600
Florida Atlantic	10 7 .588	14 14 .500
South Alabama	8 10 .444	16 14 .533
Florida Intl.	4 13 .235	7 23 .233

TODAY IN THE SUN BELT

Feb. 27th

North Texas at Louisiana-Monroe.....	1:00 PM
Middle Tennessee at Florida Atlantic..	6:00 PM
Louisiana-Lafayette at Denver.....	6:00 PM
New Orleans at UALR.....	7:00 PM
WKU at FIU.....	7:00 PM
Troy at Arkansas State.....	7:05 PM

NORTH TEXAS SBC RANKINGS (AS OF 2/22)

Stat	NT	Rank	Leader
Scoring Off.....	75.5	2	Troy (77.0)
Scoring Def.....	70.7	8	MTSU (63.7)
Scoring Margin.....	+4.8	2	MTSU (+5.4)
Free Throw Pct.....	72.8	3	MTSU (74.3)
FG Pct.....	46.4	3	DU (49.5)
FG Pct. Def.....	43.6	5	ASU (40.8)
3-FG Pct.....	33.9	8	DU (39.6)
3-FG Pct. Def.....	32.3	3	ASU (28.4)
Rebound Off.....	36.9	3	ASU (38.0)
Rebound Def.....	33.3	5	DU (30.2)
Reb. Margin.....	+3.6	1	NT (+3.6)
Blocked Shots.....	3.0	7	ULL (4.7)
Assists.....	12.5	6	DU (14.8)
Steals.....	4.5	13	FIU (8.1)
TO Margin.....	-2.0	12	FAU (+2.3)
A/TO Ratio.....	0.8	10	DU (1.3)
Off. Rebounds.....	10.8	8	USA (12.8)
Def. Rebounds.....	26.1	2	ASU (26.6)
Def. Rebound %.....	70.0	2	MTSU (73.6)
Off. Rebound %.....	32.8	6	ULM (36.0)
3-FG's Made.....	5.6	9	DU (7.9)

INDIVIDUAL SBC RANKINGS (AS OF 2/22)

NT Player	Stat	Number	Rank
White	Minutes	35.4	3
	FT%	82.4	4
	Assist	3.8	9
	3FG%	40.9	9
	A/TO	1.3	9
Odufuwa	PPG	14.9	10
	Rebound	10.2	1
	D-Rebound	7.3	1
	FG%	61.1	2
Tramiel	O-Rebound	2.9	3
	FG%	56.5	5
Thompson	FT%	80.6	6
	3FG%	42.1	7

Free Throw Kings - For a second straight year, NT leads the NCAA in free throws made per game. NT is averaging 20.1 makes per game this year, which represents 27 percent of the Mean Green's 75.1 points per game - the nation's 53rd ranked offense. NT hit 20.3 per game in 2008-09.

Told You He Could Pass! - Josh White tallied six assists against UALR, which put him over 100 for the season and into the Mean Green record books. The junior already has 229 career dimes, which ranks 10th in NT history.

Record Book Boards - George Odufuwa ranks 15th in the country in rebounding at 10.3 per game, and recently joined the North Texas record books for single season rebounds. The junior is tied for sixth place in school history with 287 boards this year.

Racking Up Conference Wins - North Texas is 12-5 in Sun Belt play, which are the most league wins in the Johnny Jones era. As a matter of fact, with one SBC game left NT has a chance to tie the school record for conference wins at 13. That record was set back in 1926-27, when John Reid led his squad to a 13-2 record en route to the Texas Intercollegiate Athletic Association title.

E.T. Bringing It Home - There's no denying that Eric Tramiel has been electric since his return from injury 12 games ago, but his return has awakened the Mean Green as well. The senior is averaging 14.5 points on 59.6 percent shoot-

ing, and has nine blocks over that span. NT is 10-2 since Tramiel's return to the court.

Road Warriors - Winning on the road is what separates the good teams from the elite, and NT has been the Sun Belt's top road team in 2009-10. The Mean Green is 8-6 away from the Super Pit this year, which is the best true road record (not counting neutral court games) in the league. With one road game remaining, NT has a chance to tie the 1976-77 school record for true road wins at nine. This year's eight road wins are the most in the Johnny Jones era.

Double-Double-Odufuwa - George Odufuwa is hauling in a Sun Belt high 10.3 rebounds per game and 11.6 points per game, which makes the junior is one of just 23 players in the nation averaging a double-double. Odufuwa has 11 double-doubles this year, and 13 in his career.

Difference Making D - North Texas has the NCAA's 53rd ranked scoring offense (75.1 ppg), but it's defense has been the key to this year's success. The Mean Green is 14-0 this year when it holds its opponents to under 45 percent shooting. Great in close games, NT is 6-1 in games decided by three points or less.

Two In The Top 30 - This 2009-10 Mean Green squad now has two players among the top 30 scorers in program history. Tristan Thompson ranks 23rd with 949 career points. Josh White, NT's leading scorer at 14.8 per game, ranks 12th in NT history with 1,180 points.

NORTH TEXAS ROSTER

NO	NAME	POS	HT	WT	YR	HOMETOWN (LAST SCHOOL)
1	Dominique Johnson	G	5-10	162	Sr.	Kansas City, MO (Arkansas-Fort Smith)
3	Alzee Williams	G	6-4	168	Fr.	Dallas, TX (Miss. Elite Christian Academy)
4	George Odufuwa	F	6-8	240	Jr.	Dallas, TX (Arizona State)
10	Josh White	G	5-10	175	Jr.	Baton Rouge, LA (Christian Life Academy)
11	Antwone Matlock	G	6-1	177	Sr.	Dallas, Texas (Trinidad State)
12	Nick Goff	G	6-4	180	Fr.	Columbus, Ohio (St Francis DeSales)
14	Tristan Thompson	G	6-5	190	Jr.	Angleton, TX (Brewster Academy)
15	Ben Knox	C	6-10	221	RFr.	Arlington, TX (Grace Prep Academy)
20	Collin Mangrum	G	6-5	190	Jr.	Howe, TX (Howe HS)
21	Shannon Shorter	G	6-4	200	Jr.	Houston, TX (Paris JC)
23	Richard Thomas	G	6-5	190	Jr.	Rosedale, NY (Garden City CC)
24	Kedrick Hogans *	F	6-7	215	Jr.	New Orleans, LA (Karr HS)
25	Eric Tramiel	F	6-7	230	Sr.	Shreveport, LA (Paris JC)
30	Jacob Holmen	F	6-8	220	Fr.	Whitehouse, TX (Whitehouse HS)
32	Jamie Egenti	F	6-8	265	Jr.	Watauga, TX (North Lakes College)
32	Tyler Hall	G	6-2	175	So.	Pampa, TX (Pampa HS)
42	Cameron Spencer	F	6-8	274	Jr.	Orange, TX (Southern Methodist)

* Expected to redshirt the 2009-10 season

Head Coach: Johnny Jones (9th season)
Assistant Coaches: Shawn Forrest, Bill Foy, Charlie Leonard

PRONUNCIATION GUIDE

- 3 Alzee (Al-Z)
- 4 Odufuwa (OH-doo-foo-WAH)
- 11 Antwone (Ann-Twah-N)
- 25 Tramiel (Truh-Mell)

NORTH TEXAS VS THE NCAA

Category	Rank	Stat
Scoring	51	75.5
Scoring Def	226	70.7
Margin	99	4.8
FG%	48	46.4
FG% Def	196	43.6
3FG	221	5.6
3-FG %	170	33.9
3-FG Def	90	32.3
FT %	50	72.8
Reb. Margin	66	3.7
Assists	213	12.5
A/TO	247	0.84
Blocks	212	3.0
Steals	327	4.5
Turnovers	249	14.9
TO Margin	285	-2.0
Fouls	124	18.0

NT IN TOP 250 INDIVIDUAL STATS

NT Player	Stat	Number	Rank
White	PPG	14.9	237
	FT%	82.4	95
	Assists	3.8	177
Thompson	FT%	80.6	139
Odufuwa	Rebounds	10.2	18

SUN BELT PRESEASON ALL-CONFERENCE TEAMS

First Team

Desmond Yates, Middle Tennessee
 Nate Rohnert, Denver
Eric Tramiel, North Texas
 Brandon Hazzard, Troy
 A.J. Slaughter

Second Team

Chris Gradnigo, Louisiana-Lafayette
Josh White, North Texas
 Richard Delk, Troy
 Sergio Kersch, WKU
 Steffphon Pettigrew, WKU

Third Team

Donald Boone, Arkansas State
 Tony Hooper, Louisiana-Monroe
 Malcolm Thomas, Louisiana-Monroe
 Michael Vogler, Troy
 Jeremy Evans, WKU

SUN BELT PRESEASON COACHES' POLL

East Division

1. Western Kentucky77 (12)
2. Troy62 (1)
3. Middle Tennessee.....53
4. South Alabama40
5. Florida Atlantic.....21
6. Florida International.....20

West Division

1. North Texas.....85 (9)
2. Denver.....73 (1)
3. Louisiana-Lafayette.....56 (1)
4. UALR53 (1)
5. ULM45 (1)
6. Arkansas State36
7. New Orleans.....17

Strong Closers - North Texas has a history of peaking in the month of February under Johnny Jones. Since 2006-07, the Mean Green is 22-8 in Feb. (5-0 in '10), but more importantly, has gone on significant streaks thanks to its February play. NT closed the 2006-07 season with five straight wins over SBC teams, won six of its final eight in '07-08 and won eight of its last 10 games in '08-09.

Take It To The Bank - A halftime lead has been a sure thing for North Texas this year. The Mean Green is 16-0 so far this season when heading into the break with a lead, and 3-0 when tied at the half.

Pressure Pit - The Mean Green has made the Super Pit one of the nation's toughest places to play. NT won a school-record 15 home games in 2007-08, and has won 62 games at the Super Pit over the last five years - the most in any period in school history. As a matter of fact, no other team in the Sun Belt has won more home games since 2006-07 than the Mean Green.

SBC Teams At Home Since 2006-07 (as of 2/26)

Team	Home Wins
North Texas.....	52
Western Kentucky	48
South Alabama.....	48

Eighty Or Bust - One of the highest scoring teams in the nation, North Texas is deadly when it reaches 80 points. The Mean Green ranks 53rd in the nation with 75.5 points per game, and is 74-16 all-time under Johnny Jones when scoring 80 or more.

All Alone In Second - Johnny Jones stands alone in second place in North Texas career wins after the 83-78 win over

UALR on New Year's Eve. Jones' 135th win passed Hall-of-Famer Bill Blakeley for second in program history. Blakeley, who compiled a 134-85 mark from 1976-83, also coached the Dallas Chaparrals before they became the San Antonio Spurs. Only one other NT coach has coached more games than Jones - Pete Shands (482 games in 22 years).

North Texas Coaching Wins

1. Pete Shands.....224.....22
3. **Johnny Jones.....146.....9th**
3. Bill Blakeley134.....8

Best In The West- North Texas was tabbed as the favorite in the Sun Belt West Division in every major preseason publication, as well as the league's coaches in the SBC's annual Preseason Poll. NT was picked alone atop the West Division for the first time since joining the league in 2000. The Mean Green garnered the top spot with a league-high 85 points, and nine first place votes. NT was picked in a tie with UALR for the West's top spot in last year's poll.

Deadly From Downtown - One of the all-time great three-point shooting programs, North Texas has now hit a three-pointer in each game dating back to the 1987-88 season - a span of 630 games.

92nd Season - North Texas is playing its 92nd season of basketball, compiling an all-time record of 1,018-1,168-1. North Texas State Normal College, as the school was known in 1917, played its first basketball game on January 17 in a 25-23 loss at home to SMU. Since then, North Texas has hauled in 16 conference titles (14 regular season and two tournament championships) and three postseason appearances (NCAA in 1988, 2007 and NAIA in 1943).

MEAN GREEN RADIO & TV

Every North Texas game will be carried on the Mean Green Radio Network. NT graduate and 1310 The Ticket (KTCK-AM) personality George Dunham will handle the play-by-play duties, with Deputy Athletic Director Hank Dickenson providing analysis. All MGRN broadcasts can be heard in Denton on 88.1 KNTU-FM, in the DFW area on 100.7 KWRD-FM and in Tyler/Longview on 100.7 KPXI-FM.



Each week you can watch the Mean Green Insider TXA-21, Fox College Sports Central, NTV and on-demand at MeanGreenSports.com. The 30-minute show will feature North Texas head coach Johnny Jones along with special features on Mean Green players. The Mean Green Insider can be seen on TXA-21 at 6 a.m. on Saturday's, Fox College Sports Central on Fridays at 6 p.m., on NTV, channel 22 in Denton every Wednesday.

NORTH TEXAS' RECORD WHEN

Overall	20-8
Home	12-2
Road	8-6
Neutral	0-0
Leading at half	16-0
Trailing at half	1-8
Tied at half	3-0
Overtime	1-1
Last minute lead change	3-1
One or two-point games	5-1
Outshoots Opponent	18-1
Outshot by Opponent	2-7
More rebounds	11-4
Less Rebounds	8-3
More offensive boards	6-5
Less offensive boards	11-2
More turnovers	8-7
Less turnovers	8-1
Player(s) foul out	8-5
Opponent(s) foul out	12-3
Has technical foul	1-1
Opponent technical foul	3-1

Scores:

59 and under	0-1
60-69	6-3
70-79	5-4
80-89	6-0
90-99	1-0
100+	2-0

Opponent Scores:

59 and under	5-0
60-69	9-1
70-79	3-4
80-89	2-3
90-99	1-0
100+	0-0

Shoots:

Under 35%	0-1
35-39%	1-2
40-44%	5-3
45-49%	6-2
50%+	8-0

Opponent Shoots:

Under 35%	1-0
35-39%	7-0
40-44%	6-0
45-49%	5-3
50%+	1-5

Free Throws:

Under 60%	1-1
60-69%	6-2
70-79%	10-4
80+%	3-1

Free Throw Attempts:

Under 20 Attempts	0-3
20-29	13-1
30-39	6-4
40-49	0-0
50+	1-0

Field Goal Attempts:

Under 50 FGA	7-2
50-59 FGA	10-5
60-69 FGA	3-1
70+ FGA	0-0

Season Streaks

Longest Win Streak	7 (current)
Longest Losing Streak	2
Current Streak	W 7
Last 10	9-1
Largest Lead	30 vs. UALR
Largest Deficit	19 vs. Texas A&M
Largest Deficit Overcome	16 vs. FIU
Largest Unanswered Streak	14-0 vs. Univ. of the Southwest
Opp. Largest Unanswered Streak	11-0 vs. Texas A&M,
.....	Texas Southern, ULL
With Seroka (since 08-09)	31-11

MEAN GREEN ACCOLADES AND HONORS

North Texas

- Sun Belt Preseason Poll's West Division leader
- Named the Sun Belt West's best preseason squad by ESPN Blue Ribbon, Sporting News, Athlon, Yahoo and Lindy's, among other publications

Eric Tramiel

- Preseason All-Sun Belt Conference First-Team
- Preseason All-Sun Belt team - Sporting News, Athlon, Yahoo, Lindy's (2nd team)
- 2008-09 Third-Team All-Sun Belt

Josh White

- Preseason All-Sun Belt Conference Second-Team
- 2009 Sun Belt All-Tournament team

STARTING LINEUPS & RECORDS

Game	1	2	3	4	5	Result
Cameron	White	Shorter	Thompson	Tramiel	Odufuwa	W 80-62
UT Arlington	White	Shorter	Thompson	Tramiel	Odufuwa	W 101-99 2OT
Oklahoma State	White	Shorter	Thomas	Tramiel	Odufuwa	L 82-68
Jackson State	White	Thompson	Thomas	Tramiel	Odufuwa	W 68-58
Boise State	White	Thompson	Thomas	Tramiel	Odufuwa	L 79-73
Univ Southwest	White	Thompson	Thomas	Holmen	Odufuwa	W 91-62
Rice	White	Thompson	Thomas	Tramiel	Holmen	W 64-62
Texas A&M	White	Thompson	Thomas	Tramiel	Odufuwa	L 75-65
ULM	White	Thompson	Thomas	Tramiel	Odufuwa	W 79-62
Florida International ..	White	Thompson	Thomas	Tramiel	Odufuwa	L 80-70 OT
Southeastern Louisiana	White	Thompson	Thomas	Tramiel	Odufuwa	W 71-61
Texas Southern	White	Thompson	Mangrum	Tramiel	Odufuwa	W 71-69
UALR	White	Thompson	Mangrum	Holmen	Odufuwa	W 83-78
Arkansas State	White	Thompson	Mangrum	Holmen	Odufuwa	L 71-56
Louisiana-Lafayette ..	White	Thompson	Shorter	Holmen	Odufuwa	L 74-72
New Orleans	White	Shorter	Thomas	Holmen	Odufuwa	W 71-57
Troy	White	Shorter	Thomas	Holmen	Odufuwa	W 75-72
Arkansas State	White	Shorter	Thomas	Holmen	Odufuwa	L 83-70
South Alabama	White	Thompson	Shorter	Tramiel	Odufuwa	W 86-78
Western Kentucky	White	Thompson	Shorter	Tramiel	Odufuwa	W 84-83 OT
Middle Tennessee	White	Thompson	Shorter	Tramiel	Odufuwa	L 69-64
Florida Atlantic	White	Thompson	Shorter	Tramiel	Odufuwa	W 86-69
Florida International ..	White	Thompson	Shorter	Tramiel	Odufuwa	W 68-66
New Orleans	White	Thompson	Shorter	Tramiel	Odufuwa	W 68-48
Denver	White	Thompson	Shorter	Tramiel	Odufuwa	W 64-59
Houston Baptist	White	Thompson	Shorter	Tramiel	Odufuwa	W 107-87
UALR	White	Thompson	Shorter	Tramiel	Odufuwa	W 83-65
Louisiana-Lafayette ..	White	Thompson	Shorter	Tramiel	Odufuwa	W 65-57
ULM						

MEAN GREEN MILESTONE GAMES

Double Figure Points

Josh White	23
Tristan Thompson	20
George Odufuwa	20
Eric Tramiel	19
Shannon Shorter	10
Jacob Holmen	5
Richard Thomas	4
Collin Mangrum	2
Dominique Johnson	1
Alzee Williams	1

Double-Doubles

George Odufuwa	11
Shannon Shorter	1
Eric Tramiel	1

20+ Point Games

Tristan Thompson	6
Josh White	4
Eric Tramiel	2
George Odufuwa	1

30+ Point Games

Josh White	1
------------------	---

Three Or More Blocks

George Odufuwa	3
Eric Tramiel	1

Double Figure Rebounds

George Odufuwa	13
Shannon Shorter	1
Eric Tramiel	1

Five Or More Assists

Josh White	10
Shannon Shorter	5
Tristan Thompson	2
George Odufuwa	1

THE LAST TIME A MEAN GREEN PLAYER ...

Had 30 or more points

35 - Josh White vs. UT Arlington, 11/18/09

Had 15 or more rebounds

16 - George Odufuwa vs. Western Kentucky, 1/28/10

Had 10 or more assists

13 - Terence White vs. Texas A&M Corpus Christi, 2/02/00

Had 5 or more blocks

5 - Jeffrey Simpson vs. UALR, 3/03/06

Had 5 or more steals

5 - Rich Young vs. Rice, 11/18/06

Made 90% or more FGA (min 5 att)

1.000 - George Odufuwa vs. UALR (7-7), 2/20/10

Made 80% or more FGA (min 5 att)

.800 - Collin Mangrum vs. UALR (4-5), 2/20/10

Made 70% or more FGA (min 5 att)

.750 - Tristan Thompson vs. ULL (6-8), 2/25/10

.714 - George Odufuwa vs. ULL (5-7), 2/25/10

Made 100% FTA (min 5 att)

1.000 - Josh White vs. UALR (6-6), 2/20/10

Made 90% or more FTA (min 5 att)

.923 - Josh White vs. Denver (12-13), 2/13/10

Made 8 or more 3PT's

8 - Joe Ervin vs. Arkansas, 12/30/98

Had a double-double (pts/rbs)

George Odufuwa vs. ULL (13 pts / 11 reb), 2/25/10

Had consecutive double-doubles (pts/rbs)

4 - George Odufuwa vs. ASU (1/16/10), USA (1/21/10), WKU (1/28/10), MTSU (1/30/10)

Had a double-double (pts/asst)

Terence White vs. Texas A&M-CC (15 pts / 13 asst), 12/2/00

Had a triple-double (pts/rbs/asst)

Jesse Ratliff vs. Sam Houston St. (20pts/16reb/10asst), 2/18/93

Had a perfect shooting night (min 5 fg & ft att)

Tristan Thompson vs. Sam Houston St. (6-6 fg/2-2 3fg/6-6 ft), 12/3/08

THE LAST TIME A MEAN GREEN TEAM ...

Scored 100 or more points

107 - vs. Houston Baptist, 2/15/10

Allowed 100 or more points

100 - vs. Oklahoma State, 11/17/08

Scored 50 or fewer points

48 - vs. Princeton, 12/05/98

Held an opponent under 50 points

46 - vs. New Orleans, 2/11/10

Won an overtime game

84-83 (OT) - vs. Western Kentucky, 1/28/10

Had 50 or more rebounds

50 - vs. Cameron, 11/13/09

Had 20 or more assists

24 - vs. Houston Baptist, 2/15/10

Had 10 or more steals

10 - vs. Middle Tennessee, 1/27/08

Had 5 or more blocks

5 - vs. New Orleans, 2/11/10

Five or more players in double-figures

5 - vs. UALR, 2/20/10

Made 60% or higher FGs

.638 - vs. Florida Atlantic (30-47), 2/4/10

Made 50% or higher 3pt FGs

.588 - vs. Houston Baptist (10-17), 2/15/10

Made 90% or higher FTs

.905 - vs. UT Arlington (19-21), 12/29/08

NORTH TEXAS RECORDS WATCH

Career Scoring

11.....1,207	David Miller	1995-98
12.....1,180	Josh White.....	2008-Pr
13.....1,166	Willie Davis	1965-68
14.....1,119	Jim Mudd.....	1959-60
15.....1,092	Joe Hamilton	1969-70
16.....1,090	Joe Manning	1978-79
17.....1,012	Deon Hunter	1987-89
18.....1,002	David Vasher.....	1979-82
19.....996	Rubin Russell	1965-67
20.....990	David Burns	1962-65
21.....968	Delonte Taylor	1980-82
22.....954	Pat Kelley.....	1950-53
23.....949	Tristan Thompson.....	2008-Pr
24.....931	Bobby Iverson	1972-74

Career Free Throw Percentage (min. 90 att)

1.....87.08	Garland Bailey	1963-64
2.....85.22 (346-406)	Josh White.....	2008-Pr
3.....82.93 (102-123)	Dominique Johnson	2009-Pr
4.....82.38	Leonard Hopkins	2002-05
5.....81.91	Tom Etchison	1994-95
6.....81.62	Joe Hamilton	1969-70
7.....81.52	Jon Manning	1978-79
8.....80.00 (284-355)	Tristan Thompson	2008-Pr
9.....79.31	Donell Hayden.....	1991
10.....79.19	Cedric Carson	1991-92

Career Field Goal Percentage

1.....585	John Horrocks	1981-83
2.....581	Terry Bailey	1974-76
3.....570	Will Smith	2000-04
4.....568 (241-424)	Eric Tramiel	2009-Pr
5.....559	Adam Smith	1993-95
6.....555	Jeffrey Simpson	2004-06
7.....554	Sean Riley	1995-97
8.....543	Keith Wooden	2006-08
9.....540	Keenan DuBose	1985-87
10.....539	Xavier Henton	1991-94
11.....532 (91-171)	Kedrick Hogans	2008-Pr
12.....531	Michael DeGrate	2002-04

Career 3-Point Percentage

1.....431	George King	1993-96
2.....413	Chad Elstun	1995-97
3.....406	Rich Young	2005-07
4.....402 (47-117)	Dominique Johnson.....	2009-Pr
5.....391	Calvin Watson	2003-07
.....391	Adam McCoy	2007-09
7.....389 (107-275)	Tristan Thompson.....	2008-Pr
8.....388 (138-356)	Josh White	2008-Pr
9.....377	Collin Dennis	2007-09
10.....376	Isaac Hines	2004-06

Career 3-Pointers

4.....159	Jerome Rogers	2000-04
5.....138	Deon Hunter	1986-89
.....138	Josh White	2008-Pr
7.....136	Leonard Hopkins	2001-05
8.....132	Chad Elstun	1995-97
9.....112	Tom Etchison	1993-95
10.....107	Tristan Thompson.....	2008-Pr

Single Season Rebounds

1.....411	Ken Williams	1977-78
2.....345	Ken Williams	1976-77
3.....331	Willie Davis	1964-65
4.....305	Ronnie Morgan	1987-88
5.....395	Stan Blackmon	1973-74
6.....287	Melvin Davis	1976-77
.....287	George Odufuwa	2009-10
8.....285	John Savage	1961-62
9.....284	Jim Mudd	1958-59
10.....276	Jim Mudd	1959-60
11.....273	Kenneth Lyons	1981-82

Career Assists

7.....249	Deon Alexander	1985-87
8.....248	Calvin Williams.....	1997-98
9.....233	Jerome Rogers	2000-04
10.....229	Josh White	2008-Pr
11.....226	Tom Etchison	1993-95

LAST TIME vs ULM

ULM vs North Texas

12/13/09 3:00 p.m. at The Super Pit - Denton, Texas

ULM 62 • 3-6, 0-1 SBC

##	Player	f	Total		3-Ptr		Rebounds			PF	TP	A	TO	Blk	Stl	Min
			FG-FGA	FG-FGA	FT-FTA	Off	Def	Tot								
03	Turner, Rudy	f	1-1	0-0	1-2	1	2	3	4	3	1	4	0	0	10	
22	Gilbert, Lawrence	f	3-9	2-7	2-2	0	1	1	3	10	0	1	1	0	17	
00	Hooper, Tony	g	4-11	2-6	0-0	3	0	3	4	10	0	3	0	1	33	
05	Forbes, Dynile	g	2-7	0-4	0-0	1	2	3	1	4	1	0	0	1	18	
24	Hill, Jarvis	g	1-4	0-1	3-3	1	0	1	1	5	0	1	0	2	28	
01	Fuselier, Warren		3-6	0-0	0-0	0	0	0	0	6	1	0	0	1	15	
02	Carr, Colby		1-5	0-0	0-0	2	0	2	0	2	0	1	0	2	12	
13	Sykes, Tommie		3-5	0-0	7-10	4	5	9	2	13	1	5	0	1	29	
23	Thomas, Malcolm		2-6	1-3	1-2	1	2	3	2	6	0	2	0	0	13	
41	Ribeiro, Fabio		0-2	0-0	0-0	0	2	2	2	0	0	1	0	0	14	
45	Burt, Rory		1-2	0-0	1-2	3	3	6	3	3	0	0	1	0	11	
Team						1	0	1								
Totals			21-58	5-21	15-21	17	17	34	22	62	4	18	2	8	200	

FG % 1st Half: 12-31 38.7% 2nd half: 9-27 33.3% Game: 21-58 36.2%
 3FG % 1st Half: 3-12 25.0% 2nd half: 2-9 22.2% Game: 5-21 23.8%
 FT % 1st Half: 6-7 85.7% 2nd half: 9-14 64.3% Game: 15-21 71.4%

Deadball Rebounds 3

North Texas 79 • 6-3, 1-0 SBC

##	Player	f	Total		3-Ptr		Rebounds			PF	TP	A	TO	Blk	Stl	Min
			FG-FGA	FG-FGA	FT-FTA	Off	Def	Tot								
04	Odufuwa, George	f	4-7	0-0	5-9	5	4	9	2	13	3	3	3	0	33	
25	Tramiel, Eric	f	7-9	0-0	2-4	2	3	5	2	16	0	2	1	3	28	
10	White, Josh	g	4-6	4-5	3-4	1	1	2	2	15	5	3	0	0	37	
14	Thompson, Tristan	g	7-8	4-4	2-2	0	3	3	2	20	1	3	0	1	32	
23	Thomas, Richard	g	3-6	0-1	3-4	1	1	2	3	9	3	3	0	0	23	
03	Williams, Alzee		0-4	0-1	0-0	0	0	0	0	0	0	0	0	0	4	
15	Knox, Ben		0-0	0-0	0-2	0	1	1	0	0	0	0	0	0	1	
20	Mangrum, Collin		0-3	0-2	0-0	0	1	1	1	0	0	1	0	0	11	
21	Shorter, Shannon		3-4	0-1	0-0	0	4	4	5	6	3	1	0	1	19	
30	Holmen, Jacob		0-2	0-1	0-0	0	2	2	2	0	0	2	0	1	6	
42	Spencer, Cameron		0-0	0-0	0-0	0	1	1	2	0	2	0	0	1	6	
Team						1	2	3								
Totals			28-49	8-15	15-25	10	23	33	21	79	17	18	4	7	200	

FG % 1st Half: 12-26 46.2% 2nd half: 16-23 69.6% Game: 28-49 57.1%
 3FG % 1st Half: 4-8 50.0% 2nd half: 4-7 57.1% Game: 8-15 53.3%
 FT % 1st Half: 7-11 63.6% 2nd half: 8-14 57.1% Game: 15-25 60.0%

Deadball Rebounds 4

Officials: Curtis Shaw, JB Caldwell, Rick Randall
 Technical fouls: ULM-None. North Texas-None.
 Attendance: 1412

Score by periods	1st	2nd	Total
ULM	33	29	62
North Texas	35	44	79

	In Paint	Off T/O	2nd Chance	Fast Break	Bench
Points					
ULM	22	19	13	6	30
NT	36	24	12	9	6

Last FG - ULM 2nd-00:43, NT 2nd-01:25.
 Largest lead - ULM by 5 1st-11:49, NT by 21 2nd-07:07.

Score tied - 5 times.
 Lead changed - 11 times.

JOHNNY JONES head coach

Age: 48
Alma Mater: Louisiana State ('85)
Record: 146-120 (9th Season)
Overall Record: 161-136 (10th season)
Previous Job: Alabama Asst. Coach (2000-01)
Playing Experience: LSU (1980-84)
Hometown: DeRidder, Louisiana
 DeRidder High School (1976-80)

Jones Coaching Experience

Year	School	Position
2001-Cur.	North Texas	Head Coach
2000-01	Alabama	Asst. Coach
1999-00	Memphis	Interim Head Coach
1997-99	Memphis	Assoc. Head Coach
1994-97	LSU	Assoc. Head Coach
1984-94	LSU	Asst. Coach
1987-88	LSU	Admin. Asst.

Jones Year-by-Year

Year	Overall	Conf.	Finish
2001-02	15-14	8-7	4th-West
2002-03	7-21	2-13	6th-West
2003-04	13-15	8-7	3rd West
2004-05	14-14	6-9	T4th-West
2005-06	14-14	6-9	T4th-West
2006-07	23-11	10-8	3rd West*
2007-08	20-11	10-8	3rd West
2008-09	20-12	11-7	2nd West
2009-10	20-8	12-5	
Totals	146-120	73-73	

* Sun Belt Tournament Champion

North Texas Career Coaching Wins

Coach	Wins	Seasons
Pete Shands	224	22
Johnny Jones	146	9th
Bill Blakeley.....	134	8
Jimmy Gales.....	84	7



- **April 16, 2001** - Jones named 16th head coach in North Texas history, taking over for Vic Trilli who compiled a 20-87 record in four years.
- **Nov. 16, 2001** - Jones won his first game as head coach at North Texas, defeating Southwest Missouri State 79-77 at the Super Pit.
- **March 1, 2002** - Jones and the Mean Green defeated Florida International in the Sun Belt Conference Tournament. The game marked NT's first ever victory in the SBC Tournament and its first in any conference tournament since the 1995-96 season.
- **March 2, 2002** - North Texas ended the season with a 15-14 record to give the Mean Green its first winning season in six years. NT posted the nation's third best one season improvement in winning percentage for 2000-01 to 2001-02.
- **Dec. 7, 2002** - Jones led the Mean Green to a victory over Winthrop at the Brother's Air and Heat Championship game, giving North Texas its first regular-season tournament title in more than 20 years.
- **Dec. 6, 2003** - North Texas picked up its biggest margin of victory in school history in a 109-49 win over Hardin-Simmons.
- **Nov. 9, 2005** - Jones and his staff signed four players on the first day of the early signing period and, includ-

- ing Arizona State transfer Keith Wooden, had the 29th ranked class in the nation for the early signing period according to Hoop Scoop.
- **Nov. 18, 2005** - Jones won his 50th game at North Texas with the victory over Hardin-Simmons in the season opener.
- **Nov. 12, 2006** - In what is being referred to as his signature win, Jones' Mean Green toppled NIT participant Charlotte 90-72 on the road.
- **Dec. 19, 2006** - Jones leads the Mean Green to another program first - its first win over Western Kentucky in eight tries.
- **Feb. 15, 2007** - Jones scores his 80th victory at North Texas, passing John Reid for fourth all-time.
- **March 6, 2007** - Jones gives NT its first-ever Sun Belt Conference title with an 83-75 win over Arkansas State.
- **March 16, 2007** - North Texas plays in its first NCAA Tournament game since 1988, falling to Memphis 73-58 in the opening round.
- **Nov. 11, 2007** - In front of the largest Super Pit crowd since 1980 (6,793), Jones and the Mean Green knocked off Oklahoma State 82-73.
- **Dec. 1, 2007** - Down 21 points at New Mexico State with 14:20 remaining, Jones and the Mean Green engineer

- the biggest comeback in school history. NT beat the Aggies 75-72 in regulation.
- **Feb. 2, 2008** - Jones records his 100th win at North Texas with a 60-57 victory over Florida International. Only Bill Blakeley reached the milestone faster at NT.
- **Feb. 20, 2008** - North Texas records one of the most lopsided road victories in school history in a 72-40 drubbing of Louisiana at Monroe. It is the largest margin of defeat in Fant-Ewing Coliseum history, and the least amount of points by an NT opponent since 1994.
- **March 5, 2008** - A win over Arkansas State in the Sun Belt Conference opening round secures a second straight 20-win season for the Mean Green.
- **Dec. 31, 2008** - Jones coaches the 250th game of his career, which has spanned eight seasons at NT and Memphis. Jones has amassed a 129-121 record.
- **Feb. 26, 2009** - With a win over Arkansas State, North Texas secured its 10th conference win for a third straight season, a feat not seen at NT since 1924-27.
- **Nov. 18, 2009** - Broke the 14-year hold UT Arlington had on North Texas with a 101-99 double OT win. The Mavericks had won the previous five meetings.
- **Dec. 31, 2009** - In the last game of the decade, Jones passes Bill Blakeley for 2nd place in school history in career victories with 135 wins.


1 DOMINIQUE JOHNSON

5-10 • 162 • Sr. • G • 1L • Kansas City, Mo. (Arkansas-Fort Smith)

Expected to miss the remainder of 2009-10 with a broken ankle ... 15 points in 16 minutes in Rice win before leaving with an ankle injury ... Had 9 assists to 4 turnovers ... 2008-09: Finished his first season at NT ranked ninth in school history in assists with 120 ... 120 assists are the most by an NT player since 1999, and ranked 6th in SBC ... 1.69 A/TO ratio ranked 123rd in nation ... Needs just 106 assists to reach NT's career top 10 list ... 83.8 FT% ranked second on the squad and 60th in the nation ... One of four NT players to average double figures (11.0 ppg) ... Posted two 20-point efforts.

CAREER HIGHS

Points: 20, last vs. WKU (3/09/09)
 FG Made: 8, last vs. WKU (3/09/09)
 3-FG Made: 4, last vs. WKU (3/09/09)
 FT Made: 9 vs. Indiana St. (11/23/08)
 Assists: 7, last vs. ULL (2/7/09)
 Rebounds: 6 vs. Arkansas St. (1/10/09)
 Steals: 3, last vs. Denver (1/15/09)
 Blocks: 1, last vs. JSU (11/24/09)
 Minutes: 48 vs. Arkansas St. (1/10/09)



Opponent	Date	gs	min	Total		3-Pointers		Free throws		Rebounds				pf	a	t/o	blk	stl	pts	avg
				fg-fga	pct	3fg-fga	pct	ft-fta	pct	off	def	tot	avg							
at UT Arlington	11/18/09		15	1-5	.200	0-2	.000	1-2	.500	0	1	1	1.0	2	3	1	0	1	3	3.0
at Oklahoma State	11/21/09		19	2-6	.333	0-1	.000	5-6	.833	0	3	3	2.0	1	1	0	0	0	9	6.0
JACKSON STATE	11/24/09		10	0-2	.000	0-1	.000	0-0	.000	0	2	2	2.0	2	2	1	0	0	0	4.0
at Rice	12/05/09		16	5-6	.833	3-4	.750	2-2	1.000	0	1	1	1.8	1	3	1	0	2	15	6.8
Totals		0	60	8-19	.421	3-8	.375	8-10	.800	0	7	7	1.8	6	9	4	1	3	27	6.8

Games played: 4
 Minutes/game: 15.0
 Points/game: 6.8
 FG Pct: 42.1
 3FG Pct: 37.5
 FT Pct: 80.0

Rebounds/game: 1.8
 Assists/game: 2.3
 Turnovers/game: 1.0
 Assist/turnover ratio: 2.3
 Steals/game: 0.8
 Blocks/game: 0.3

CAREER STATS

Season	gp-gs	min/avg	Total		3-Point		F-Throws		Rebounds				Scoring							
			fg-fga	pct	fg-fga	pct	ft-fta	pct	off	def	tot	avg	pf	fo	ast	to	blk	stl	pts	avg
2008-09	32-24	970/30.3	107-252	.425	44-109	.404	93-111	.838	22	77	99	3.1	56	0	120	71	1	35	351	11.0
2009-10	4-0	60/15.0	8-19	.421	3-8	.375	8-10	.800	0	7	7	1.8	6	0	9	4	1	3	27	6.8
TOTAL	36-24	1030/28.6	115-271	.424	47-117	.402	101-121	.835	22	84	106	2.9	62	0	129	75	2	38	378	10.5

3 ALZEE WILLIAMS

6-4 • 168 • Fr. • G • HS • Dallas (Mississippi Elite Christian Academy)

Averaging 8.2 minutes spelling Josh White, and as a defensive specialist ... Last 3 games: 5-11 fg, 2-3 3-point, 6 rebounds, 15 points ... Made key defensive stop in win over FIU ... Exploded for a career-high 12 points on 5-of-5 shooting in NT's win over FAU ... Poured in 7 points in 7 minutes at HBU, and had 3 rebounds and 2 steals ... Has 5 point outings vs UTA and Jackson State, and 4 points in 7 minutes vs SLU ... Tallied an assist and a block at UALR ... 2008-09: Honed his shooting game at Miss. Elite Christian Academy, averaging over 20 ppg ... Was the District 13-4A MVP at Lincoln High School.

CAREER HIGHS

- Points: 12 vs. FAU (2/4/10)
- FG Made: 5 vs. FAU (2/4/10)
- 3-FG Made: 1, last vs. UALR (2/20/10)
- FT Made: 3, vs. UALR (2/20/10)
- Assists: 1, last vs. UALR (2/20/10)
- Rebounds: 3, last vs. UALR (2/20/10)
- Steals: 2 vs. HBU (2/15/10)
- Blocks: 1, last vs. UALR (12/31/09)
- Minutes: 23 vs. UTA (11/18/09)



Opponent	Date	gs	min	Total		3-Pointers		Free throws		Rebounds				pf	a	t/o	blk	stl	pts	avg	
				fg-fga	pct	3fg-fga	pct	ft-fa	pct	off	def	tot	avg								
CAMERON	11/13/09		14	1-2	.500	0-1	.000	0-0	.000	0	1	1	1.0	1	0	0	0	0	2	2.0	
at UT Arlington	11/18/09		23	1-2	.500	0-1	.000	3-4	.750	1	1	2	1.5	4	0	1	0	1	5	3.5	
at Oklahoma State	11/21/09		3	0-0	.000	0-0	.000	0-0	.000	0	0	0	1.0	1	0	1	0	0	0	2.3	
JACKSON STATE	11/24/09		10	2-3	.667	1-2	.500	0-0	.000	0	2	2	1.3	2	0	0	0	0	5	3.0	
at Boise State	11/28/09		7	0-2	.000	0-1	.000	0-0	.000	0	0	0	1.0	0	0	0	0	0	0	2.4	
UNIVERSITY OF THE SO	12/02/09		16	0-4	.000	0-2	.000	1-2	.500	0	2	2	1.2	1	1	1	1	1	1	2.2	
at Rice	12/05/09		12	1-2	.500	0-0	.000	0-0	.000	0	1	1	1.1	0	0	1	0	0	2	2.1	
at Texas A&M	12/07/09		3	0-0	.000	0-0	.000	0-0	.000	0	0	0	1.0	0	0	1	0	0	0	1.9	
ULM	12/13/09		4	0-4	.000	0-1	.000	0-0	.000	0	0	0	0.9	0	0	0	0	0	0	1.7	
FIU	12/20/09		10	0-2	.000	0-2	.000	0-0	.000	0	1	1	0.9	1	0	0	1	0	0	1.5	
SOUTHEASTERN	12/22/09		7	1-3	.333	0-2	.000	2-2	1.000	0	0	0	0.8	0	0	1	0	0	4	1.7	
TEXAS SOUTHERN	12/28/09		5	0-2	.000	0-1	.000	0-0	.000	0	1	1	0.8	1	0	1	0	1	0	1.6	
at UALR	12/31/09		6	0-2	.000	0-2	.000	0-0	.000	0	0	0	0.8	0	1	0	1	0	0	1.5	
at Arkansas State	1/2/10		18	0-3	.000	0-2	.000	1-2	.500	0	0	0	0.7	2	1	2	0	1	1	1.4	
at Louisiana	01/07/10		4	0-0	.000	0-0	.000	0-0	.000	0	0	0	0.7	1	0	0	0	0	0	1.3	
NEW ORLEANS	01/09/10		5	0-1	.000	0-1	.000	1-2	.500	0	1	1	0.7	0	0	0	0	0	1	1.3	
at Troy University	1/14/10		3	0-0	.000	0-0	.000	0-0	.000	0	0	0	0.6	0	0	0	0	0	0	1.2	
ARKANSAS STATE	01/16/10		7	0-2	.000	0-1	.000	1-2	.500	1	0	1	0.7	0	0	1	0	0	1	1.2	
at Western Kentucky	01/28/10		4	0-1	.000	0-0	.000	0-0	.000	0	0	0	0.6	2	0	0	0	0	0	1.2	
at Middle Tennessee	1/30/10		3	0-0	.000	0-0	.000	0-0	.000	0	1	1	0.7	0	0	0	0	0	0	1.1	
FLORIDA ATLANTIC	02/04/10		8	5-5	1.000	0-0	.000	2-3	.667	0	1	1	0.7	1	0	0	0	0	12	1.6	
at FIU	02/06/10		11	0-3	.000	0-2	.000	0-0	.000	0	1	1	0.7	1	0	2	0	0	0	1.5	
at Univ. of New Orleans	02/11/10		10	0-2	.000	0-1	.000	0-0	.000	0	1	1	0.7	0	0	1	0	0	0	1.5	
DENVER	02/13/10		3	1-3	.333	0-2	.000	0-0	.000	0	0	0	0.7	0	0	0	0	0	2	1.5	
at HBU	02/15/10		7	3-6	.500	1-1	1.000	0-0	.000	1	2	3	0.8	0	0	2	0	2	7	1.7	
UALR	02/20/10		15	2-4	.500	1-2	.500	3-5	.600	0	3	3	0.8	0	1	2	0	0	8	2.0	
LOUISIANA-LAFAYETTE	02/25/10		3	0-1	.000	0-1	.000	0-0	.000	0	0	0	0.8	0	0	0	0	0	0	1.9	
Totals			0	221	17-59	.288	3-28	.107	14-22	.636	3	19	22	0.8	18	4	17	3	6	51	1.9

Games played: 27
 Minutes/game: 8.2
 Points/game: 1.9
 FG Pct: 28.8
 3FG Pct: 10.7
 FT Pct: 63.6

Rebounds/game: 0.8
 Assists/game: 0.1
 Turnovers/game: 0.6
 Assist/turnover ratio: 0.2
 Steals/game: 0.2
 Blocks/game: 0.1

4 GEORGE ODUFUWA

6-8 • 240 • Jr. • F • 1L • Dallas, Texas (Arizona State)

One of 23 players in NCAA averaging a double-double ... Leads the Sun Belt and ranks 17th in the NCAA in rebounding with 10.3 per game ... 287 total boards in '10 ranks 6th in NT history ... Streak of at least 8 rebounds finally stopped at 13 games ... Career-high 20 points on 8-of-9 shooting at UALR ... 13th career double-double against ULL ... Hauled in 24 rebounds vs Cameron, making him the 9th player in the NCAA since 2005-06 to grab 24 boards ... Career-high 16 points vs UTA ... 2008-09: 18 boards vs. Troy are most by an SBC player in 2008-09 ... ESPN The Magazine Academic All-District First Team.

CAREER HIGHS

Points: 20 vs. UALR (12/31/09)
 FG Made: 8, last vs. HBU (2/15/10)
 3-FG Made: -
 FT Made: 8 vs. UTA (11/18/09)
 Assists: 5 vs. UNO (2/11/10)
 Rebounds: 24 vs. Cameron (11/13/09)
 Steals: 3, last vs. UTA (11/18/09)
 Blocks: 4, last vs. FIU (12/20/09)
 Minutes: 44 vs. UTA (11/18/09)



Opponent	Date	gs	min	Total		3-Pointers		Free throws		Rebounds				pf	a	t/o	blk	stl	pts	avg	
				fg-fga	pct	3fg-fga	pct	ft-fga	pct	off	def	tot	avg								
CAMERON	11/13/09	*	29	4-10	.400	0-0	.000	4-7	.571	6	18	24	24.0	0	1	3	2	1	12	12.0	
at UT Arlington	11/18/09	*	44	4-4	1.000	0-0	.000	8-10	.800	1	10	11	17.5	3	1	4	3	3	16	14.0	
at Oklahoma State	11/21/09	*	34	4-7	.571	0-0	.000	3-4	.750	1	6	7	14.0	1	1	2	1	0	11	13.0	
JACKSON STATE	11/24/09	*	36	4-8	.500	0-0	.000	3-7	.429	4	7	11	13.3	2	0	1	2	2	11	12.5	
at Boise State	11/28/09	*	17	2-4	.500	0-0	.000	1-2	.500	2	2	4	11.4	3	3	3	0	0	5	11.0	
UNIVERSITY OF THE SO	12/02/09	*	18	1-5	.200	0-0	.000	2-2	1.000	3	6	9	11.0	3	0	4	0	0	4	9.8	
at Rice	12/05/09	*	28	1-2	.500	0-0	.000	2-5	.400	2	8	10	10.9	3	0	2	0	0	4	9.0	
at Texas A&M	12/07/09	*	31	5-8	.625	0-0	.000	2-4	.500	5	4	9	10.6	3	1	3	0	1	12	9.4	
ULM	12/13/09	*	33	4-7	.571	0-0	.000	5-9	.556	5	4	9	10.4	2	3	3	3	0	13	9.8	
FIU	12/20/09	*	32	6-7	.857	0-0	.000	0-2	.000	4	4	8	10.2	4	0	2	4	1	12	10.0	
SOUTHEASTERN	12/22/09	*	36	5-11	.455	0-0	.000	2-2	1.000	3	4	7	9.9	3	3	0	2	2	12	10.2	
TEXAS SOUTHERN	12/28/09	*	36	1-2	.500	0-0	.000	4-4	1.000	3	4	7	9.7	5	0	3	0	0	6	9.8	
at UALR	12/31/09	*	31	8-9	.889	0-0	.000	4-7	.571	2	6	8	9.5	4	3	2	0	1	20	10.6	
at Arkansas State	1/2/10	*	31	3-6	.500	0-0	.000	4-4	1.000	6	3	9	9.5	3	2	4	1	0	10	10.6	
at Louisiana	01/07/10	*	37	5-9	.556	0-0	.000	5-7	.714	4	8	12	9.7	3	0	2	1	0	15	10.9	
NEW ORLEANS	01/09/10	*	18	4-7	.571	0-0	.000	1-4	.250	3	6	9	9.6	4	1	2	0	1	9	10.8	
at Troy University	1/14/10	*	25	2-5	.400	0-0	.000	3-4	.750	3	6	9	9.6	2	3	0	0	0	7	10.5	
ARKANSAS STATE	01/16/10	*	33	6-7	.857	0-0	.000	4-4	1.000	2	10	12	9.7	5	4	4	0	2	16	10.8	
SOUTH ALABAMA	01/21/10	*	33	6-9	.667	0-0	.000	4-4	1.000	6	10	16	10.1	2	3	3	0	1	16	11.1	
at Western Kentucky	01/28/10	*	43	5-11	.455	0-0	.000	5-9	.556	7	9	16	10.4	3	2	3	0	1	15	11.3	
at Middle Tennessee	1/30/10	*	37	4-7	.571	0-0	.000	3-7	.429	1	12	13	10.5	4	2	1	1	0	11	11.3	
FLORIDA ATLANTIC	02/04/10	*	32	5-6	.833	0-0	.000	4-5	.800	0	9	9	10.4	3	1	5	1	0	14	11.4	
at FIU	02/06/10	*	34	4-6	.667	0-0	.000	3-6	.500	0	11	11	10.4	1	0	3	2	0	11	11.4	
at Univ. of New Orleans	02/11/10	*	27	2-6	.333	0-0	.000	3-5	.600	3	10	13	10.5	3	5	5	0	1	7	11.2	
DENVER	02/13/10	*	36	3-5	.600	0-0	.000	3-6	.500	1	7	8	10.4	4	3	2	0	2	9	11.1	
at HBU	02/15/10	*	28	8-9	.889	0-0	.000	3-4	.750	1	9	10	10.4	3	4	1	1	0	19	11.4	
UALR	02/20/10	*	18	7-7	1.000	0-0	.000	0-0	.000	1	4	5	10.2	3	0	3	0	1	14	11.5	
LOUISIANA-LAFAYETTE	02/25/10	*	36	5-7	.714	0-0	.000	3-8	.375	3	8	11	10.3	2	2	1	0	0	13	11.6	
Totals			27	873	118-191	.618	0-0	.000	88-142	.620	82	205	287	10.3	81	48	71	24	20	324	11.6

Games played: 28
 Minutes/game: 31.2
 Points/game: 11.6
 FG Pct: 61.8
 FT Pct: 62.0

Rebounds/game: 10.3
 Assists/game: 1.7
 Turnovers/game: 2.5
 Assist/turnover ratio: 0.7
 Steals/game: 0.7
 Blocks/game: 0.9

CAREER STATS

Season	gp-gs	min/avg	Total		3-Point		F-Throws		Rebounds				Scoring							
			fg-fga	pct	fg-fga	pct	ft-fga	pct	off	def	tot	avg	pf	fo	ast	to	blk	stl	pts	avg
2008-09	32-26	691/21.6	72-160	.450	0-0	.000	52-79	.658	67	143	210	6.6	101	4	31	51	21	29	196	6.1
2009-10	28-27	873/31.2	118-191	.618	0-0	.000	88-142	.620	82	205	287	10.3	81	2	48	71	24	20	324	11.6
TOTAL	60-53	1564/26.1	190-351	.541	0-0	.000	140-221	.633	149	348	497	8.3	182	6	79	122	45	49	520	8.7

10 JOSH WHITE

5-10 • 175 • Jr. • G • 2L • Baton Rouge, La. (Christian Life Academy)

Became just the 15th NT player to post multiple 400-point seasons ... 229 assists ranks 10 in NT history ... Ranks 12th in NT history with 1,180 points ... Ranks 3rd in the Sun Belt in minutes per game at 35.5 ... 85.2 career FT% ranks second in NT history ... Has 138 career 3-pointers ... 18th player in NT history to reach 1,000 point mark ... Notched first career block vs. FAU ... Still averaging 19.0 ppg against Big XII opponents ... Has 61 career double-digit scoring games ... Posted a career-high 35 points at UTA, making him the 23rd player in NT history to reach 35 points ... Preseason Second Team All-Sun Belt.

CAREER HIGHS

Points: 35 vs. UTA (11/18/09)
 FG Made: 9, last vs. USW (12/2/09)
 3-FG Made: 6 vs Texas (12/5/07)
 FT Made: 15 vs. UTA (11/18/09)
 Assists: 7, last vs. FIU (2/6/10)
 Rebounds: 8 vs Okla. State (11/17/08)
 Steals: 3 vs Okla. State (11/14/07)
 Blocks: 1 vs. FAU (2/4/10)
 Minutes: 46, last vs. UTA (11/18/09)



Opponent	Date	gs	min	Total		3-Pointers		Free throws		Rebounds				pf	a	t/o	blk	stl	pts	avg	
				fg-fga	pct	3fg-fga	pct	ft-fta	pct	off	def	tot	avg								
CAMERON	11/13/09	*	30	6-9	.667	5-6	.833	2-3	.667	1	3	4	4.0	2	4	2	0	0	19	19.0	
at UT Arlington	11/18/09	*	46	9-14	.643	2-4	.500	15-18	.833	2	5	7	5.5	1	4	7	0	0	35	27.0	
at Oklahoma State	11/21/09	*	35	1-6	.167	0-3	.000	2-2	1.000	0	1	1	4.0	1	5	4	0	0	4	19.3	
JACKSON STATE	11/24/09	*	32	0-5	.000	0-2	.000	4-4	1.000	1	3	4	4.0	0	4	4	0	1	4	15.5	
at Boise State	11/28/09	*	34	9-16	.563	3-7	.429	2-2	1.000	0	3	3	3.8	2	6	3	0	0	23	17.0	
UNIVERSITY OF THE SO	12/02/09	*	32	9-11	.818	2-4	.500	1-1	1.000	0	2	2	3.5	2	5	1	0	1	21	17.7	
at Rice	12/05/09	*	38	2-5	.400	1-1	1.000	9-9	1.000	0	2	2	3.3	1	4	3	0	0	14	17.1	
at Texas A&M	12/07/09	*	38	5-13	.385	1-4	.250	4-6	.667	2	0	2	3.1	1	5	3	0	0	15	16.9	
ULM	12/13/09	*	37	4-6	.667	4-5	.800	3-4	.750	1	1	2	3.0	2	5	3	0	0	15	16.7	
FIU	12/20/09	*	40	3-10	.300	2-6	.333	5-10	.500	0	1	1	2.8	1	3	2	0	0	13	16.3	
SOUTHEASTERN	12/22/09	*	33	3-5	.600	1-3	.333	6-6	1.000	0	1	1	2.6	1	1	3	0	1	13	16.0	
TEXAS SOUTHERN	12/28/09	*	37	5-9	.556	2-4	.500	0-1	.000	0	0	0	2.4	0	2	2	0	1	12	15.7	
at UALR	12/31/09	*	36	3-10	.300	2-6	.333	5-6	.833	0	1	1	2.3	1	7	4	0	0	13	15.5	
at Arkansas State	1/2/10	*	39	3-12	.250	1-3	.333	2-3	.667	2	2	4	2.4	3	5	2	0	0	9	15.0	
at Louisiana	01/07/10	*	39	4-11	.364	3-4	.750	3-4	.750	2	1	3	2.5	4	4	6	0	0	14	14.9	
NEW ORLEANS	01/09/10	*	35	5-12	.417	2-5	.400	9-11	.818	0	0	0	2.3	1	4	1	0	1	21	15.3	
at Troy University	1/14/10	*	32	6-11	.545	4-8	.500	2-2	1.000	1	2	3	2.4	1	2	6	0	1	18	15.5	
ARKANSAS STATE	01/16/10	*	33	2-7	.286	1-4	.250	0-0	.000	0	2	2	2.3	0	2	2	0	1	5	14.9	
SOUTH ALABAMA	01/21/10	*	39	6-12	.500	1-4	.250	1-2	.500	0	3	3	2.4	3	2	4	0	1	14	14.8	
at Western Kentucky	01/28/10	*	44	4-13	.308	0-5	.000	3-5	.600	0	1	1	2.3	1	5	3	0	1	11	14.7	
at Middle Tennessee	1/30/10	*	37	2-9	.222	1-3	.333	8-9	.889	0	3	3	2.3	1	3	3	0	2	13	14.6	
FLORIDA ATLANTIC	02/04/10	*	32	0-4	.000	0-1	.000	9-10	.900	0	0	0	2.2	2	0	4	1	0	9	14.3	
at FIU	02/06/10	*	37	5-13	.385	1-5	.200	0-1	.000	0	0	0	2.1	2	7	2	0	1	11	14.2	
at Univ. of New Orleans	02/11/10	*	28	5-12	.417	3-6	.500	5-6	.833	0	0	0	2.0	1	3	1	0	1	18	14.3	
DENVER	02/13/10	*	37	2-5	.400	1-3	.333	12-13	.923	0	0	0	2.0	0	1	0	0	0	17	14.4	
at HBU	02/15/10	*	32	8-12	.667	4-6	.667	8-9	.889	0	1	1	1.9	0	3	2	0	2	28	15.0	
UALR	02/20/10	*	26	3-7	.429	0-3	.000	6-6	1.000	0	2	2	1.9	0	6	1	0	0	12	14.9	
LOUISIANA-LAFAYETTE	02/25/10	*	37	5-10	.500	3-6	.500	1-2	.500	1	0	1	1.9	2	1	2	0	0	14	14.8	
Totals			28	995	119-269	.442	50-121	.413	127-155	.819	13	40	53	1.9	36	103	80	1	15	415	14.8

Games played: 28
 Minutes/game: 35.5
 Points/game: 14.8
 FG Pct: 44.2
 3FG Pct: 41.3
 FT Pct: 81.9

Rebounds/game: 1.9
 Assists/game: 3.7
 Turnovers/game: 2.9
 Assist/turnover ratio: 1.3
 Steals/game: 0.5
 Blocks/game: 0.0

CAREER STATS

Season	gp-gs	min/avg	Total		3-Point		F-Throws		Rebounds				Scoring							
			fg-fga	pct	fg-fga	pct	ft-fta	pct	off	def	tot	avg	pf	fo	ast	to	blk	stl	pts	avg
2007-08	29-28	925/31.9	116-254	.457	49-107	.458	123-145	.848	16	57	73	2.5	42	0	44	62	0	14	404	13.9
2008-09	32-30	1075/33.6	113-289	.391	39-128	.305	96-106	.906	15	77	92	2.9	38	0	82	53	0	16	361	11.3
2009-10	28-28	995/35.5	119-269	.442	50-121	.413	127-155	.819	13	40	53	1.9	36	0	103	80	1	15	415	14.8
TOTAL	89-86	2995/33.7	348-812	.429	138-356	.388	346-406	.852	44	174	218	2.4	116	0	229	195	1	45	1180	13.3


11 ANTWONE MATLOCK

6-1 • 177 • Sr. • G • 1L • Dallas, Texas (Trinidad State)

Hit 3-pointer in career high 13 minutes vs UALR ... Put the nail in the coffin at UNO with a deep 3-pointer - his first career 3-pointer ... Has also seen time against ULL, HBU, New Orleans, Cameron, University of the Southwest, and Western Kentucky ... Posted a career-high 8 minutes against South Alabama ... 2008-09: Saw first action in a Mean Green uniform versus Cameron, landing a layup on 1-of-2 shooting ... Grabbed season-high seven minutes vs. Louisiana-Lafayette, pulling down 2 rebounds ... Also saw time against Sun Belt foes Florida Atlantic, ULM, Denver, and Western Kentucky.

CAREER HIGHS

Points: 3, last vs. UALR (2/20/10)
 FG Made: 1, last vs. UALR (2/20/10)
 3-FG Made: 1, last vs. UALR (2/20/10)
 FT Made: -
 Assists: -
 Rebounds: 2 vs. ULL (2/7/09)
 Steals: -
 Blocks: -
 Minutes: 13 vs. UALR (2/20/10)



Opponent	Date	gs	min	Total		3-Pointers		Free throws		Rebounds				pf	a	t/o	blk	stl	pts	avg	
				fg-fga	pct	3fg-fga	pct	ft-fta	pct	off	def	tot	avg								
CAMERON	11/13/09		1	0-1	.000	0-1	.000	0-0	.000	0	0	0	0.0	1	0	0	0	0	0	0.0	
UNIVERSITY OF THE SO	12/02/09		4	0-2	.000	0-2	.000	0-0	.000	0	1	1	0.5	0	0	0	0	0	0	0.0	
NEW ORLEANS	01/09/10		1	0-0	.000	0-0	.000	0-0	.000	0	0	0	0.3	1	0	0	0	0	0	0.0	
SOUTH ALABAMA	01/21/10		8	0-1	.000	0-1	.000	0-0	.000	0	1	1	0.5	1	0	0	0	0	0	0.0	
at Western Kentucky	01/28/10		1	0-0	.000	0-0	.000	0-0	.000	0	0	0	0.4	0	0	0	0	0	0	0.0	
at Univ. of New Orleans	02/11/10		2	1-1	1.000	1-1	1.000	0-0	.000	0	0	0	0.3	1	0	0	0	0	3	0.5	
at HBU	02/15/10		3	0-0	.000	0-0	.000	0-0	.000	0	0	0	0.3	0	0	0	0	0	0	0.4	
UALR	02/20/10		13	1-3	.333	1-3	.333	0-0	.000	0	0	0	0.3	0	0	1	0	0	3	0.8	
LOUISIANA-LAFAYETTE	02/25/10		3	0-0	.000	0-0	.000	0-0	.000	0	0	0	0.2	0	0	0	0	0	0	0.7	
Totals			0	36	2-8	.250	2-8	.250	0-0	.000	0	2	2	0.2	4	0	1	0	0	6	0.7

Games played: 9
 Minutes/game: 4.0
 Points/game: 0.7
 FG Pct: 25.0
 3FG Pct: 25.0

Rebounds/game: 0.2
 Turnovers/game: 0.1

CAREER STATS

Season	gp-gs	min/avg	Total		3-Point		F-Throws		Rebounds				Scoring							
			fg-fga	pct	fg-fga	pct	ft-fta	pct	off	def	tot	avg	pf	fo	ast	to	blk	stl	pts	avg
2008-09	6-0	12/2.0	1-7	.143	0-5	.000	0-0	.000	0	2	2	0.3	3	0	0	2	0	0	2	0.3
2009-10	9-0	36/4.0	2-8	.250	2-8	.250	0-0	.000	0	2	2	0.2	4	0	0	1	0	0	6	0.7
TOTAL	15-0	48/3.2	3-15	.200	2-13	.154	0-0	.000	0	4	4	0.3	7	0	0	3	0	0	8	0.5

12 NICK GOFF

6-4 • 180 • Fr. • G • HS • Columbus, Ohio (St. Francis DeSales)

Grabbed a rebound at UNO and vs UALR ... Saw 3 minutes vs. USW and hit a layup ... Hit a pair of free throws in his first action at NT vs Cameron ... Also saw time vs UNO and at HBU ... 2008-09: Was a standout at St. Francis DeSales in Columbus, Ohio, earning All-Central District Division II Third-Team honors ... Scored 13.7 ppg in leading St. Francis to the state semi-final game, where they fell to national powerhouse St. Vincent-St. Mary ... Had the Stallions ranked No. 8 in Ohio heading into the state tourney ... Was honorable mention All-Central District Division II.

CAREER HIGHS

Points: 2, last vs. USW (12/2/09)
 FG Made: 1 vs. USW (12/2/09)
 3-FG Made: -
 FT Made: 2 vs. Cameron (11/13/09)
 Assists: 1 vs. USW (12/2/09)
 Rebounds: 2 vs. USW (12/2/09)
 Steals: -
 Blocks: -
 Minutes: 3, last vs. UALR (2/20/10)



Opponent	Date	gs	min	Total		3-Pointers		Free throws		Rebounds				pf	a	t/o	blk	stl	pts	avg	
				fg-fga	pct	3fg-fga	pct	ft-fga	pct	off	def	tot	avg								
CAMERON	11/13/09		1	0-0	.000	0-0	.000	2-2	1.000	0	0	0	0.0	0	0	1	0	0	2	2.0	
UNIVERSITY OF THE SO	12/02/09		3	1-2	.500	0-0	.000	0-0	.000	1	1	2	1.0	0	1	0	0	0	2	2.0	
NEW ORLEANS	01/09/10		1	0-0	.000	0-0	.000	0-0	.000	0	0	0	0.7	0	0	0	0	0	0	1.3	
at Univ. of New Orleans	02/11/10		3	0-0	.000	0-0	.000	0-0	.000	0	1	1	0.8	0	0	0	0	0	0	1.0	
at HBU	02/15/10		1	0-0	.000	0-0	.000	0-0	.000	0	0	0	0.6	0	0	0	0	0	0	0.8	
UALR	02/20/10		3	0-0	.000	0-0	.000	0-0	.000	0	1	1	0.7	0	0	1	0	0	0	0.7	
Totals			0	12	1-2	.500	0-0	.000	2-2	1.000	1	3	4	0.7	0	1	2	0	0	4	0.7

Games played: 6
 Minutes/game: 2.0
 Points/game: 0.7
 FG Pct: 50.0
 FT Pct: 100.0

Rebounds/game: 0.7
 Assists/game: 0.2
 Turnovers/game: 0.3
 Assist/turnover ratio: 0.5


14 TRISTAN THOMPSON

6-5 • 190 • Jr. • G • 2L • Angleton, Texas (Brewster Academy)

Averaging 14.7 points per game in Sun Belt contests over last 2 years (35 games) ... Ranks 23rd in NT history with 949 career points ... Streak of double-digit scoring games ended at 18 games - Averaged 17.4 points on 45.0% shooting from 3-point over those games ... Had scored 20-points or more in 6 of those 18 outings ... Reached double figures for first time in '09-10 against USW with 11 points ... 2008-09: NT's 2nd highest scoring threat with 11.4 ppg ... Had five 20-point games in 08-09 ... Recorded first perfect night in NT history vs Sam Houston - 6-6 FG, 2-2 3-point, 6-6 FT.

CAREER HIGHS

Points: 27, last vs. FIU (12/20/09)
 FG Made: 11 vs. UL (12/18/08)
 3-FG Made: 6, last vs. UALR (12/31/09)
 FT Made: 13 vs. UL (2/7/09)
 Assists: 5, last vs. HBU (2/15/10)
 Rebounds: 8, last vs. NMSU (12/1/07)
 Steals: 4 vs. WKU (1/28/10)
 Blocks: 1, last vs. UALR (2/20/10)
 Minutes: 44 vs. WKU (1/28/10)



Opponent	Date	gs	min	Total		3-Pointers		Free throws		Rebounds				pf	a	t/o	blk	stl	pts	avg	
				fg-fga	pct	3fg-fga	pct	ft-fa	pct	off	def	tot	avg								
CAMERON	11/13/09	*	16	1-3	.333	0-2	.000	3-4	.750	1	2	3	3.0	1	0	1	0	0	5	5.0	
at UT Arlington	11/18/09	*	25	1-5	.200	0-0	.000	7-9	.778	1	3	4	3.5	4	3	3	0	0	9	7.0	
at Oklahoma State	11/21/09	*	15	2-6	.333	1-2	.500	0-0	.000	3	2	5	4.0	2	1	2	0	0	5	6.3	
JACKSON STATE	11/24/09	*	21	1-7	.143	0-1	.000	3-4	.750	0	2	2	3.5	1	3	2	0	0	5	6.0	
at Boise State	11/28/09	*	24	2-7	.286	2-4	.500	1-2	.500	0	4	4	3.6	1	1	1	0	0	7	6.2	
UNIVERSITY OF THE SO	12/02/09	*	23	4-8	.500	3-5	.600	0-1	.000	0	4	4	3.7	0	1	0	0	2	11	7.0	
at Rice	12/05/09	*	18	0-4	.000	0-3	.000	2-2	1.000	0	0	0	3.1	2	0	0	0	0	2	6.3	
at Texas A&M	12/07/09	*	26	3-8	.375	0-2	.000	3-3	1.000	1	2	3	3.1	0	2	2	0	1	9	6.6	
ULM	12/13/09	*	32	7-8	.875	4-4	1.000	2-2	1.000	0	3	3	3.1	2	1	3	0	1	20	8.1	
FIU	12/20/09	*	37	8-19	.421	6-11	.545	5-6	.833	1	3	4	3.2	4	2	2	0	0	27	10.0	
SOUTHEASTERN	12/22/09	*	31	5-10	.500	2-5	.400	0-2	.000	0	2	2	3.1	3	0	2	0	1	12	10.2	
TEXAS SOUTHERN	12/28/09	*	37	7-14	.500	2-6	.333	5-6	.833	0	4	4	3.2	3	5	1	0	0	21	11.1	
at UALR	12/31/09	*	34	9-13	.692	6-9	.667	2-3	.667	2	2	4	3.2	2	2	3	0	0	26	12.2	
at Arkansas State	1/2/10	*	35	5-14	.357	1-5	.200	7-8	.875	3	2	5	3.4	0	2	3	0	1	18	12.6	
at Louisiana	01/07/10	*	35	1-4	.250	0-1	.000	9-11	.818	0	2	2	3.3	3	0	5	0	0	11	12.5	
NEW ORLEANS	01/09/10		23	6-9	.667	3-5	.600	3-4	.750	1	2	3	3.3	1	2	0	0	0	18	12.9	
at Troy University	1/14/10		32	4-12	.333	3-7	.429	10-11	.909	1	3	4	3.3	1	1	0	0	3	21	13.4	
ARKANSAS STATE	01/16/10		35	3-13	.231	1-5	.200	7-7	1.000	1	0	1	3.2	2	3	1	0	1	14	13.4	
SOUTH ALABAMA	01/21/10	*	30	5-13	.385	3-8	.375	2-2	1.000	0	1	1	3.1	4	1	3	0	2	15	13.5	
at Western Kentucky	01/28/10	*	44	6-15	.400	3-7	.429	5-5	1.000	1	4	5	3.2	3	0	4	0	4	20	13.8	
at Middle Tennessee	1/30/10	*	38	5-12	.417	2-5	.400	5-6	.833	1	2	3	3.1	4	0	2	1	1	17	14.0	
FLORIDA ATLANTIC	02/04/10	*	32	7-12	.583	1-3	.333	1-1	1.000	0	5	5	3.2	5	2	1	0	1	16	14.0	
at FIU	02/06/10	*	34	5-10	.500	2-5	.400	7-11	.636	1	4	5	3.3	1	1	1	0	1	19	14.3	
at Univ. of New Orleans	02/11/10	*	23	2-5	.400	1-2	.500	6-7	.857	0	3	3	3.3	2	2	2	0	1	11	14.1	
DENVER	02/13/10	*	36	4-8	.500	2-6	.333	0-1	.000	1	2	3	3.3	2	0	1	0	0	10	14.0	
at HBU	02/15/10	*	18	4-11	.364	3-6	.500	6-6	1.000	2	3	5	3.3	4	5	2	0	0	17	14.1	
UALR	02/20/10	*	24	3-8	.375	0-2	.000	3-5	.600	1	3	4	3.4	1	2	1	1	0	9	13.9	
LOUISIANA-LAFAYETTE	02/25/10	*	33	6-8	.750	0-1	.000	4-4	1.000	0	4	4	3.4	2	1	1	0	1	16	14.0	
Totals			24	811	116-266	.436	51-122	.418	108-133	.812	22	73	95	3.4	60	43	49	2	21	391	14.0

Games played: 28
 Minutes/game: 29.0
 Points/game: 14.0
 FG Pct: 43.6
 3FG Pct: 41.8
 FT Pct: 81.2

Rebounds/game: 3.4
 Assists/game: 1.5
 Turnovers/game: 1.8
 Assist/turnover ratio: 0.9
 Steals/game: 0.8
 Blocks/game: 0.1

CAREER STATS

Season	gp-gs	min/avg	Total		3-Point		F-Throws		Rebounds				Scoring							
			fg-fga	pct	fg-fga	pct	ft-fa	pct	off	def	tot	avg	pf	fo	ast	to	blk	stl	pts	avg
2007-08	30-12	494/16.5	56-133	.421	22-62	.355	59-74	.797	19	49	68	2.3	39	0	21	37	1	14	193	6.4
2008-09	32-27	718/22.4	107-248	.431	34-91	.374	117-148	.791	22	52	74	2.3	59	1	34	41	1	11	365	11.4
2009-10	28-24	811/29.0	116-266	.436	51-122	.418	108-133	.812	22	73	95	3.4	60	1	43	49	2	21	391	14.0
TOTAL	90-63	2023/22.5	279-647	.431	107-275	.389	284-355	.800	63	174	237	2.6	158	2	98	127	4	46	949	10.5

15 BEN KNOX

6-10 • 221 • Fr. • C • RS • Arlington, Texas (Grace Prep Academy)

Posted career-high 3 boards in Troy win ... Now has 2 career blocks and 2 steals in 16 minutes against Arkansas State ... Recorded first career block at No. 16 Texas A&M ... Posted 4 points on 2-2 shooting at Boise State ... Saw first action at NT and grabbed 1 rebound vs Cameron ... 2008-09: Took a redshirt ... Was a TAPPS Second-Team All-State selection as a senior ... Guided Grace Prep to the TAPPS state title game in each of the last two seasons ... Ranked as the No. 62 recruit in the state by TexasHoops.com ... Listed as No. 354 among the top 1,000 players in the country by HoopScoopOnline.com.

CAREER HIGHS

Points: 4 vs. Boise St. (11/28/09)
 FG Made: 2 vs. Boise St. (11/28/09)
 3-FG Made: -
 FT Made: -
 Assists: 1, last vs. UNO (2/10/10)
 Rebounds: 3 vs. Troy (1/14/10)
 Steals: 1, last vs. ASU (1/16/10)
 Blocks: 1, last vs. HBU (2/15/10)
 Minutes: 14 vs. UNO (1/9/10)



Opponent	Date	gs	min	Total		3-Pointers		Free throws		Rebounds				pf	a	t/o	blk	stl	pts	avg	
				fg-fga	pct	3fg-fga	pct	ft-fa	pct	off	def	tot	avg								
CAMERON	11/13/09		1	0-0	.000	0-0	.000	0-0	.000	1	0	1	1.0	0	0	0	0	0	0	0.0	
at Boise State	11/28/09		4	2-2	1.000	0-0	.000	0-0	.000	1	0	1	1.0	0	1	1	0	0	4	2.0	
UNIVERSITY OF THE SO	12/02/09		10	0-0	.000	0-0	.000	0-0	.000	1	0	1	1.0	1	0	1	0	0	0	1.3	
at Texas A&M	12/07/09		3	0-0	.000	0-0	.000	0-0	.000	0	0	0	0.8	1	0	0	1	0	0	1.0	
ULM	12/13/09		1	0-0	.000	0-0	.000	0-2	.000	0	1	1	0.8	0	0	0	0	0	0	0.8	
FIU	12/20/09		0	0-0	.000	0-0	.000	0-0	.000	0	0	0	0.7	0	0	0	0	0	0	0.7	
at Arkansas State	1/2/10		9	1-3	.333	0-0	.000	0-0	.000	2	1	3	1.0	1	0	0	1	1	2	0.9	
at Louisiana	01/07/10		7	0-0	.000	0-0	.000	0-0	.000	1	0	1	1.0	3	1	1	0	0	0	0.8	
NEW ORLEANS	01/09/10		14	0-1	.000	0-0	.000	0-0	.000	0	2	2	1.1	0	0	0	0	0	0	0.7	
at Troy University	1/14/10		3	1-2	.500	0-0	.000	0-0	.000	2	1	3	1.3	0	0	0	0	0	2	0.8	
ARKANSAS STATE	01/16/10		7	1-1	1.000	0-0	.000	0-0	.000	0	0	0	1.2	0	0	0	1	1	2	0.9	
SOUTH ALABAMA	01/21/10		1	0-1	.000	0-0	.000	0-0	.000	0	0	0	1.1	1	0	0	0	0	0	0.8	
FLORIDA ATLANTIC	02/04/10		2	0-0	.000	0-0	.000	0-0	.000	0	0	0	1.0	0	0	0	0	0	0	0.8	
at Univ. of New Orleans	02/11/10		3	0-0	.000	0-0	.000	0-0	.000	0	1	1	1.0	0	1	0	0	0	0	0.7	
at HBU	02/15/10		3	0-0	.000	0-0	.000	0-0	.000	1	0	1	1.0	0	0	1	1	0	0	0.7	
UALR	02/20/10		6	0-3	.000	0-0	.000	0-0	.000	1	0	1	1.0	2	0	1	0	0	0	0.6	
Totals			0	74	5-13	.385	0-0	.000	0-2	.000	10	6	16	1.0	9	3	5	4	2	10	0.6

Games played: 16
 Minutes/game: 4.6
 Points/game: 0.6
 FG Pct: 38.5
 FT Pct: 0.0

Rebounds/game: 1.0
 Assists/game: 0.2
 Turnovers/game: 0.3
 Assist/turnover ratio: 0.6
 Steals/game: 0.1
 Blocks/game: 0.3

20 COLLIN MANGRUM

6-4 • 190 • Jr. • G • 2L • Howe, Texas (Howe HS)

Went off for 12 points on 4-of-5 from 3-point vs UALR ... Has started 3 games this year - giving him 4 career starts ... Career-high 4 assists at WKU and UNO ... Shooting 40.7 percent from the floor after entering '09-10 with 28.8 career shooting percentage ... Hit a pair of 3-pointers at HBU ... Posted 9 points in a career-high 27 minutes vs Texas Southern ... Went 2-2 for 5 points at Oklahoma State ... 2008-09: Had career highs in points, field goals and 3-pointers in breakout game vs MTSU ... Missed all of 2007-08 and the final nine games of the 08-09 season after exacerbating chronic injuries.

CAREER HIGHS

- Points: 19 vs. MTSU (12/31/08)
- FG Made: 7 vs. MTSU (12/31/08)
- 3-FG Made: 5 vs. MTSU (12/31/08)
- FT Made: 4, last vs Jarvis (12/22/06)
- Assists: 4 vs. WKU (1/28/10)
- Rebounds: 4, last vs. UNO (2/10/10)
- Steals: 2, last vs. UALR (2/20/10)
- Blocks: 1, last vs. USA (1/21/10)
- Minutes: 27 vs. TSU (12/28/09)



Opponent	Date	gs	min	Total		3-Pointers		Free throws		Rebounds				pf	a	t/o	blk	stl	pts	avg
				fg-fga	pct	3fg-fga	pct	ft-fga	pct	off	def	tot	avg							
CAMERON	11/13/09		12	3-7	.429	1-3	.333	2-2	1.000	0	0	0	0.0	2	0	0	0	0	9	9.0
at Oklahoma State	11/21/09		10	2-2	1.000	1-1	1.000	0-0	.000	0	1	1	0.5	1	0	1	0	0	5	7.0
JACKSON STATE	11/24/09		15	3-6	.500	1-4	.250	0-0	.000	0	0	0	0.3	4	0	1	1	2	7	7.0
at Boise State	11/28/09		16	2-3	.667	0-0	.000	0-1	.000	0	0	0	0.3	2	0	0	0	0	4	6.3
UNIVERSITY OF THE SO	12/02/09		15	2-3	.667	1-2	.500	2-2	1.000	0	1	1	0.4	4	1	0	1	1	7	6.4
at Rice	12/05/09		23	4-8	.500	1-4	.250	3-4	.750	0	3	3	0.8	2	0	1	1	1	12	7.3
ULM	12/13/09		11	0-3	.000	0-2	.000	0-0	.000	0	1	1	0.9	1	0	1	0	0	0	6.3
FIU	12/20/09		9	0-2	.000	0-2	.000	2-2	1.000	0	2	2	1.0	0	0	0	0	0	2	5.8
SOUTHEASTERN	12/22/09		9	0-1	.000	0-1	.000	0-0	.000	0	0	0	0.9	2	0	0	0	0	0	5.1
TEXAS SOUTHERN	12/28/09	*	27	3-6	.500	0-1	.000	3-3	1.000	0	3	3	1.1	0	0	3	0	1	9	5.5
at UALR	12/31/09	*	17	1-4	.250	1-4	.250	0-0	.000	0	2	2	1.2	2	2	0	0	0	3	5.3
at Arkansas State	1/2/10	*	8	0-3	.000	0-1	.000	0-0	.000	0	0	0	1.1	0	0	1	0	0	0	4.8
at Louisiana	01/07/10		2	0-1	.000	0-0	.000	0-0	.000	0	0	0	1.0	1	0	1	0	0	0	4.5
NEW ORLEANS	01/09/10		12	2-4	.500	1-3	.333	0-0	.000	0	1	1	1.0	1	0	2	0	1	5	4.5
at Troy University	1/14/10		4	0-2	.000	0-2	.000	0-0	.000	0	1	1	1.0	0	0	0	0	1	0	4.2
SOUTH ALABAMA	01/21/10		6	0-1	.000	0-0	.000	0-0	.000	0	0	0	0.9	3	0	2	1	1	0	3.9
at Western Kentucky	01/28/10		16	0-2	.000	0-1	.000	0-0	.000	0	3	3	1.1	3	4	3	0	0	0	3.7
at Middle Tennessee	1/30/10		25	1-2	.500	1-2	.500	0-0	.000	0	2	2	1.1	4	0	2	0	2	3	3.7
FLORIDA ATLANTIC	02/04/10		8	0-1	.000	0-0	.000	0-0	.000	0	1	1	1.1	1	1	2	0	0	0	3.5
at FIU	02/06/10		10	1-3	.333	1-2	.500	0-0	.000	1	0	1	1.1	2	0	2	0	0	3	3.5
at Univ. of New Orleans	02/11/10		17	1-4	.250	0-2	.000	0-0	.000	0	4	4	1.2	4	0	0	0	0	2	3.4
DENVER	02/13/10		13	0-2	.000	0-2	.000	0-0	.000	1	0	1	1.2	1	0	0	0	0	0	3.2
at HBU	02/15/10		18	2-4	.500	2-4	.500	0-0	.000	0	2	2	1.3	3	1	1	0	0	6	3.3
UALR	02/20/10		19	4-5	.800	4-5	.800	0-0	.000	0	3	3	1.3	1	1	1	0	2	12	3.7
LOUISIANA-LAFAYETTE	02/25/10		12	2-2	1.000	0-0	.000	0-0	.000	0	2	2	1.4	3	0	1	0	1	4	3.7
Totals		3	334	33-81	.407	15-48	.313	12-14	.857	2	32	34	1.4	47	11	23	4	13	93	3.7

Games played: 25
 Minutes/game: 13.4
 Points/game: 3.7
 FG Pct: 40.7
 3FG Pct: 31.3
 FT Pct: 85.7

Rebounds/game: 1.4
 Assists/game: 0.4
 Turnovers/game: 0.9
 Assist/turnover ratio: 0.5
 Steals/game: 0.5
 Blocks/game: 0.2

CAREER STATS

Season	gp-gs	min/avg	Total		3-Point		F-Throws		Rebounds				Scoring							
			fg-fga	pct	fg-fga	pct	ft-fga	pct	off	def	tot	avg	pf	fo	ast	to	blk	stl	pts	avg
2006-07	21-0	129/6.1	10-31	.323	3-17	.176	10-12	.833	6	15	21	1.0	16	0	5	9	2	7	33	1.6
2008-09	11-1	88/8.0	9-35	.257	5-22	.227	3-6	.500	2	12	14	1.3	18	1	3	9	0	5	26	2.4
2009-10	25-3	334/13.4	33-81	.407	15-48	.313	12-14	.857	2	32	34	1.4	47	0	11	23	4	13	93	3.7
TOTAL	57-4	551/9.7	52-147	.354	23-87	.264	25-32	.781	10	59	69	1.2	81	1	19	41	6	25	152	2.7

21 SHANNON SHORTER

6-4 • 200 • Jr. • G • TR • Houston (Paris JC)

Earned starts in each of the last 14 games, and NT is 11-3 in those games ... Shooting 52.3 percent in Sun Belt games ... Second at NT with 65 assists ... Career high 14 points in 31 minutes at ULL ... Tallied 7 assists in UALR win ... Snagged first career double-double vs. USW ... Started season opener vs Cameron ... racked up 11 points in the 2OT win over UTA ... 2008-09 Paris: Poured in 15.7 points per game and 9.0 rebounds per game in the Region XIV Tourney, earning an All-Tournament Team selection to go with his All-Conference bid ... Led the Dragons to a 25-6 record and a national top 10 ranking.

CAREER HIGHS

Points: 14 vs. ULL (1/7/10)
 FG Made: 6 vs. DU (2/13/10)
 3-FG Made: 1, last vs. UALR (2/20/10)
 FT Made: 7 vs. TSU (12/28/09)
 Assists: 7 vs. UALR (12/31/09)
 Rebounds: 10 vs. USW (12/2/09)
 Steals: 1, last vs. FAU (2/4/10)
 Blocks: 1, last vs. MTSU (1/30/10)
 Minutes: 37 vs. USA (1/21/10)



Opponent	Date	gs	min	Total		3-Pointers		Free throws		Rebounds				pf	a	t/o	blk	stl	pts	avg	
				fg-fga	pct	3fg-fga	pct	ft-fa	pct	off	def	tot	avg								
CAMERON	11/13/09	*	21	0-3	.000	0-2	.000	2-2	1.000	0	2	2	2.0	0	2	2	0	0	2	2.0	
at UT Arlington	11/18/09	*	28	3-8	.375	0-2	.000	5-7	.714	2	2	4	3.0	3	2	1	0	1	11	6.5	
at Oklahoma State	11/21/09	*	17	2-5	.400	1-1	1.000	2-2	1.000	2	2	4	3.3	3	1	2	0	1	7	6.7	
JACKSON STATE	11/24/09		7	1-2	.500	0-0	.000	0-0	.000	0	1	1	2.8	0	0	1	0	0	2	5.5	
at Boise State	11/28/09		8	0-2	.000	0-0	.000	0-0	.000	0	2	2	2.6	0	0	1	0	0	0	4.4	
UNIVERSITY OF THE SO	12/02/09		21	4-5	.800	0-0	.000	3-7	.429	4	6	10	3.8	1	2	0	0	0	11	5.5	
at Rice	12/05/09		3	0-1	.000	0-1	.000	0-0	.000	0	1	1	3.4	0	0	0	0	0	0	4.7	
at Texas A&M	12/07/09		22	1-3	.333	0-1	.000	0-0	.000	0	0	0	3.0	4	1	2	0	0	2	4.4	
ULM	12/13/09		19	3-4	.750	0-1	.000	0-0	.000	0	4	4	3.1	5	3	1	0	1	6	4.6	
FIU	12/20/09		18	0-2	.000	0-1	.000	4-4	1.000	2	1	3	3.1	3	3	4	0	1	4	4.5	
SOUTHEASTERN	12/22/09		20	1-3	.333	0-1	.000	0-0	.000	0	3	3	3.1	1	2	1	0	1	2	4.3	
TEXAS SOUTHERN	12/28/09		19	2-3	.667	0-0	.000	7-9	.778	0	3	3	3.1	3	2	1	0	0	11	4.8	
at UALR	12/31/09		30	2-6	.333	0-1	.000	4-5	.800	3	1	4	3.2	2	7	1	0	0	8	5.1	
at Arkansas State	1/2/10		20	3-6	.500	0-2	.000	0-1	.000	0	4	4	3.2	1	0	2	0	0	6	5.1	
at Louisiana	01/07/10	*	31	5-9	.556	0-0	.000	4-6	.667	4	4	8	3.5	3	2	2	0	0	14	5.7	
NEW ORLEANS	01/09/10	*	32	3-7	.429	0-1	.000	1-1	1.000	2	3	5	3.6	2	1	3	1	1	7	5.8	
at Troy University	1/14/10	*	24	1-1	1.000	0-0	.000	2-2	1.000	1	2	3	3.6	3	4	2	1	1	4	5.7	
ARKANSAS STATE	01/16/10	*	32	2-6	.333	0-0	.000	6-6	1.000	5	1	6	3.7	2	2	1	0	0	10	5.9	
SOUTH ALABAMA	01/21/10	*	37	3-6	.500	0-0	.000	4-4	1.000	5	1	6	3.8	2	5	3	0	0	10	6.2	
at Western Kentucky	01/28/10	*	26	5-6	.833	0-0	.000	3-4	.750	3	2	5	3.9	2	2	1	0	0	13	6.5	
at Middle Tennessee	1/30/10	*	22	2-8	.250	1-1	1.000	1-2	.500	1	0	1	3.8	2	0	1	1	0	6	6.5	
FLORIDA ATLANTIC	02/04/10	*	32	5-6	.833	0-0	.000	0-0	.000	2	2	4	3.8	2	6	3	0	1	10	6.6	
at FIU	02/06/10	*	26	2-3	.667	0-0	.000	1-2	.500	0	5	5	3.8	4	5	0	0	1	5	6.6	
at Univ. of New Orleans	02/11/10	*	28	1-2	.500	0-0	.000	4-6	.667	0	3	3	3.8	2	3	2	0	0	6	6.5	
DENVER	02/13/10	*	31	6-8	.750	0-0	.000	1-3	.333	2	2	4	3.8	3	1	2	0	1	13	6.8	
at HBU	02/15/10	*	30	1-3	.333	0-0	.000	3-4	.750	1	5	6	3.9	3	6	4	0	0	5	6.7	
UALR	02/20/10	*	20	3-4	.750	1-1	1.000	3-4	.750	1	1	2	3.8	2	1	0	0	0	10	6.9	
LOUISIANA-LAFAYETTE	02/25/10	*	31	0-4	.000	0-2	.000	5-6	.833	0	1	1	3.7	3	2	3	0	0	5	6.8	
Totals			17	655	61-126	.484	3-18	.167	65-87	.747	40	64	104	3.7	61	65	46	3	10	190	6.8

Games played: 28
 Minutes/game: 23.4
 Points/game: 6.8
 FG Pct: 48.4
 3FG Pct: 16.7
 FT Pct: 74.7

Rebounds/game: 3.7
 Assists/game: 2.3
 Turnovers/game: 1.6
 Assist/turnover ratio: 1.4
 Steals/game: 0.4
 Blocks/game: 0.1

25 ERIC TRAMIEL

6-7 • 230 • Sr. • F • 1L • Shreveport, La. (Paris JC)

Averaging 14.5 points on 59.6% shooting in 12 games since returning from injury, and NT is 10-2 in that span ... Ranks 4th in school history with a 56.8 career FG% ... 19 points and 8 rebounds vs SLU ... Bullied OSU for 16 pts on 7-of-14 shooting, and No. 16 Texas A&M for 17 pts on 6-of-11 ... 20th career double-digit scoring performance in season opener ... Career-high 3 steals vs ULM ... Preseason First Team All-Sun Belt ... 2008-09: Earned Third Team All-Sun Belt honors ... Shot 57.9% in 08-09, which leads all SBC newcomers and ranked 3rd in the league.

CAREER HIGHS

Points: 25, last vs. WKU (1/28/10)
 FG Made: 10 vs. USA (1/21/10)
 3-FG Made: 2, last vs. Rice (12/5/09)
 FT Made: 13 vs. FAU (3/4/09)
 Assists: 3, last vs. ASU (2/26/09)
 Rebounds: 15 vs. FIU (1/22/09)
 Steals: 3 vs. ULM (12/13/09)
 Blocks: 4 vs. SHSU (11/20/08)
 Minutes: 39 vs. FIU (12/20/09)



Opponent	Date	gs	min	Total		3-Pointers		Free throws		Rebounds				pf	a	t/o	blk	stl	pts	avg	
				fg-fga	pct	3fg-fga	pct	ft-fga	pct	off	def	tot	avg								
CAMERON	11/13/09	*	29	3-7	.429	0-1	.000	5-8	.625	4	3	7	7.0	3	2	3	0	0	11	11.0	
at UT Arlington	11/18/09	*	20	1-3	.333	0-1	.000	3-3	1.000	0	3	3	5.0	5	0	0	0	1	5	8.0	
at Oklahoma State	11/21/09	*	32	7-14	.500	1-3	.333	1-1	1.000	0	3	3	4.3	5	0	0	1	0	16	10.7	
JACKSON STATE	11/24/09	*	29	6-9	.667	0-1	.000	3-5	.600	1	4	5	4.5	5	0	3	2	1	15	11.8	
at Boise State	11/28/09	*	33	5-8	.625	2-3	.667	2-5	.400	0	4	4	4.4	3	1	2	1	1	14	12.2	
at Rice	12/05/09	*	34	3-10	.300	2-5	.400	2-4	.500	2	5	7	4.8	3	1	3	0	0	10	11.8	
at Texas A&M	12/07/09	*	31	6-11	.545	1-4	.250	4-7	.571	2	4	6	5.0	5	2	2	1	2	17	12.6	
ULM	12/13/09	*	28	7-9	.778	0-0	.000	2-4	.500	2	3	5	5.0	2	0	2	1	3	16	13.0	
FIU	12/20/09	*	39	0-5	.000	0-2	.000	0-3	.000	2	3	5	5.0	1	1	1	1	0	0	11.6	
SOUTHEASTERN	12/22/09	*	33	6-10	.600	0-1	.000	7-9	.778	3	5	8	5.3	1	0	3	1	0	19	12.3	
TEXAS SOUTHERN	12/28/09	*	3	0-1	.000	0-0	.000	0-0	.000	0	1	1	4.9	0	1	0	0	0	0	11.2	
at Troy University	1/14/10		18	5-10	.500	0-0	.000	1-2	.500	0	2	2	4.7	5	1	1	0	0	11	11.2	
ARKANSAS STATE	01/16/10		20	5-7	.714	0-0	.000	2-5	.400	1	1	2	4.5	3	1	1	0	1	12	11.2	
SOUTH ALABAMA	01/21/10	*	32	10-17	.588	0-2	.000	5-6	.833	7	6	13	5.1	2	1	4	2	0	25	12.2	
at Western Kentucky	01/28/10	*	31	12-15	.800	1-1	1.000	0-0	.000	1	4	5	5.1	4	0	2	1	0	25	13.1	
at Middle Tennessee	1/30/10	*	17	0-2	.000	0-1	.000	2-2	1.000	0	3	3	4.9	5	0	2	1	0	2	12.4	
FLORIDA ATLANTIC	02/04/10	*	26	7-9	.778	0-0	.000	3-7	.429	1	7	8	5.1	2	0	3	1	0	17	12.6	
at FIU	02/06/10	*	28	6-9	.667	1-1	1.000	4-6	.667	1	6	7	5.2	4	1	1	3	1	17	12.9	
at Univ. of New Orleans	02/11/10	*	26	6-10	.600	1-2	.500	2-3	.667	1	3	4	5.2	3	0	1	1	1	15	13.0	
DENVER	02/13/10	*	33	2-5	.400	0-1	.000	7-11	.636	0	7	7	5.3	4	0	3	0	0	11	12.9	
at HBU	02/15/10	*	28	6-11	.545	0-0	.000	6-9	.667	1	4	5	5.2	3	2	2	0	0	18	13.1	
UALR	02/20/10	*	24	2-4	.500	0-0	.000	7-14	.500	1	6	7	5.3	2	0	1	0	0	11	13.0	
LOUISIANA-LAFAYETTE	02/25/10	*	32	4-10	.400	0-1	.000	2-4	.500	1	4	5	5.3	3	1	3	0	0	10	12.9	
Totals			21	626	109-196	.556	9-30	.300	70-118	.593	31	91	122	5.3	73	15	43	17	11	297	12.9

Games played: 23
 Minutes/game: 27.2
 Points/game: 12.9
 FG Pct: 55.6
 3FG Pct: 30.0
 FT Pct: 59.3

Rebounds/game: 5.3
 Assists/game: 0.7
 Turnovers/game: 1.9
 Assist/turnover ratio: 0.3
 Steals/game: 0.5
 Blocks/game: 0.7

CAREER STATS

Season	gp-gs	min/avg	Total		3-Point		F-Throws		Rebounds				Scoring							
			fg-fga	pct	fg-fga	pct	ft-fga	pct	off	def	tot	avg	pf	fo	ast	to	blk	stl	pts	avg
2008-09	32-19	784/24.5	132-228	.579	4-10	.400	116-179	.648	74	138	212	6.6	86	3	26	50	21	13	384	12.0
2009-10	23-21	626/27.2	109-196	.556	9-30	.300	70-118	.593	31	91	122	5.3	73	6	15	43	17	11	297	12.9
TOTAL	55-40	1410/25.6	241-424	.568	13-40	.325	186-297	.626	105	229	334	6.1	159	9	41	93	38	24	681	12.4

30 JACOB HOLMEN

6-8 • 220 • Fr. • F • HS • Whitehouse, Texas (Whitehouse HS)

80.6 FT% is among team leaders ... Season-high 2 blocks and six boards at UNO ... Has 8 starts as a freshman ... Hit game-winning 15-footer with 3 seconds remaining vs Texas Southern ... 5-8 from the floor for 11 points in UALR win ... Posted a block and a 3-pointer in 9 minutes at No. 16 Texas A&M ... Only Josh White has topped Holmen's 17 pts vs USW ... 7 rebounds vs FIU ... Hit first career 3-pointer at Boise State ... Team's leading rebounder at OSU with 8 boards ... Breakout game vs. UTA with 14 pts in 29 minutes ... High School: Was the District 11-4A Defensive POY ... Named All-East Texas MVP.

CAREER HIGHS

Points: 17 vs. USW (12/2/09)
 FG Made: 6, last vs. Troy (1/14/10)
 3-FG Made: 1, last vs. ASU (1/2/10)
 FT Made: 5 vs. USW (12/2/09)
 Assists: 2, last vs. MTSU (1/30/10)
 Rebounds: 8 vs. OSU (11/21/09)
 Steals: 2 vs. UNO (1/9/09)
 Blocks: 2 vs. UNO (2/10/10)
 Minutes: 31 vs. UALR (12/31/09)



Opponent	Date	gs	min	Total		3-Pointers		Free throws		Rebounds				pf	a	t/o	blk	stl	pts	avg
				fg-fga	pct	3fg-fga	pct	ft-fa	pct	off	def	tot	avg							
CAMERON	11/13/09		16	2-5	.400	0-1	.000	0-0	.000	1	1	2	2.0	1	2	0	0	0	4	4.0
at UT Arlington	11/18/09		29	6-12	.500	0-2	.000	2-4	.500	1	3	4	3.0	4	0	0	1	0	14	9.0
at Oklahoma State	11/21/09		13	3-8	.375	0-2	.000	0-1	.000	3	5	8	4.7	2	1	0	0	1	6	8.0
JACKSON STATE	11/24/09		11	1-1	1.000	0-0	.000	4-4	1.000	0	1	1	3.8	0	0	0	0	0	6	7.5
at Boise State	11/28/09		7	3-5	.600	1-1	1.000	0-0	.000	0	1	1	3.2	1	0	0	0	0	7	7.4
UNIVERSITY OF THE SO	12/02/09	*	22	6-10	.600	0-1	.000	5-5	1.000	1	1	2	3.0	2	1	1	0	1	17	9.0
at Rice	12/05/09	*	11	1-6	.167	0-0	.000	0-0	.000	2	1	3	3.0	0	0	0	0	0	2	8.0
at Texas A&M	12/07/09		9	1-4	.250	1-2	.500	0-0	.000	1	0	1	2.8	0	0	0	1	0	3	7.4
ULM	12/13/09		6	0-2	.000	0-1	.000	0-0	.000	0	2	2	2.7	2	0	2	0	1	0	6.6
FIU	12/20/09		15	1-5	.200	0-1	.000	0-0	.000	3	4	7	3.1	0	0	1	0	0	2	6.1
SOUTHEASTERN	12/22/09		11	1-2	.500	0-1	.000	0-0	.000	0	1	1	2.9	3	0	1	1	0	2	5.7
TEXAS SOUTHERN	12/28/09		30	5-7	.714	0-0	.000	2-2	1.000	0	2	2	2.8	0	1	2	0	1	12	6.3
at UALR	12/31/09	*	31	5-8	.625	0-1	.000	1-1	1.000	0	2	2	2.8	5	1	1	0	0	11	6.6
at Arkansas State	1/2/10	*	24	3-7	.429	1-3	.333	1-1	1.000	0	3	3	2.8	3	0	1	0	0	8	6.7
at Louisiana	01/07/10	*	13	1-4	.250	0-2	.000	2-2	1.000	0	0	0	2.6	0	0	1	0	0	4	6.5
NEW ORLEANS	01/09/10	*	24	0-6	.000	0-0	.000	1-2	.500	3	3	6	2.8	2	1	3	0	2	1	6.2
at Troy University	1/14/10	*	28	6-12	.500	0-0	.000	0-0	.000	2	1	3	2.8	0	1	2	0	1	12	6.5
ARKANSAS STATE	01/16/10	*	20	2-6	.333	0-1	.000	3-4	.750	1	0	1	2.7	4	0	1	0	0	7	6.6
SOUTH ALABAMA	01/21/10		8	1-3	.333	0-0	.000	4-6	.667	1	0	1	2.6	0	0	0	0	0	6	6.5
at Western Kentucky	01/28/10		5	0-2	.000	0-2	.000	0-0	.000	0	1	1	2.6	2	0	0	0	0	0	6.2
at Middle Tennessee	1/30/10		13	2-6	.333	0-1	.000	0-0	.000	1	3	4	2.6	2	2	3	1	0	4	6.1
FLORIDA ATLANTIC	02/04/10		12	1-3	.333	0-0	.000	0-0	.000	1	0	1	2.5	0	0	0	0	1	2	5.9
at FIU	02/06/10		6	1-2	.500	0-0	.000	0-0	.000	2	1	3	2.6	0	0	1	0	0	2	5.7
at Univ. of New Orleans	02/11/10		11	1-1	1.000	0-0	.000	2-2	1.000	2	4	6	2.7	0	0	3	2	0	4	5.7
DENVER	02/13/10		7	0-0	.000	0-0	.000	2-2	1.000	1	2	3	2.7	0	1	1	0	0	2	5.5
at HBU	02/15/10		5	2-4	.500	0-0	.000	0-0	.000	0	0	0	2.6	3	0	0	0	0	4	5.5
UALR	02/20/10		14	2-5	.400	0-1	.000	0-0	.000	1	2	3	2.6	1	0	0	0	0	4	5.4
LOUISIANA-LAFAYETTE	02/25/10		6	1-4	.250	0-0	.000	0-0	.000	0	1	1	2.6	2	1	0	0	0	2	5.3
Totals		8	407	58-140	.414	3-23	.130	29-36	.806	27	45	72	2.6	39	12	24	6	8	148	5.3

Games played: 28
 Minutes/game: 14.5
 Points/game: 5.3
 FG Pct: 41.4
 3FG Pct: 13.0
 FT Pct: 80.6

Rebounds/game: 2.6
 Assists/game: 0.4
 Turnovers/game: 0.9
 Assist/turnover ratio: 0.5
 Steals/game: 0.3
 Blocks/game: 0.2

33 TYLER HALL

6-2 • 175 • So. • G • HS • Pampa, Texas (Pampa HS)

4 pts in 3 minutes vs. USW ... Recorded a steal in 1 minute of play vs Cameron ... High School: A multi-sport standout at Pampa High School, Hall averaged 22 points, 6 rebounds and 5 assists per game as a senior ... Was named an all-district performer in each of his last two seasons, and was once named to the all-region team ... Scored a career-high double-double with 42 points and 11 rebounds in a single game ... Also lettered in track, where he qualified for regionals in the long jump ... Participated in the Faith 7 Texas vs. Oklahoma All-Star game ... Has two brothers, Brodie and Clayton ... Born on August 29, 1988 to Kitty and Terry Hall.

CAREER HIGHS

Points: 4 vs. USW (12/2/09)
 FG Made: 1 vs. USW (12/2/09)
 3-FG Made: -
 FT Made: 2 vs. USW (12/2/09)
 Assists: 1 vs. USW (12/2/09)
 Rebounds: -
 Steals: 1 vs. Cameron (11/13/09)
 Blocks: -
 Minutes: 3 vs. USW (12/2/09)



Opponent	Date	qs	min	Total		3-Pointers		Free throws		Rebounds				pf	a	t/o	blk	stl	pts	avg	
				fg-fga	pct	3fg-fga	pct	ft-fta	pct	off	def	tot	avg								
CAMERON	11/13/09		1	0-1	.000	0-0	.000	0-0	.000	0	0	0	0.0	0	0	0	0	1	0	0.0	
UNIVERSITY OF THE SO	12/02/09		3	1-1	1.000	0-0	.000	2-2	1.000	0	0	0	0.0	0	1	0	0	0	4	2.0	
Totals			0	4	1-2	.500	0-0	.000	2-2	1.000	0	0	0	0.0	0	1	0	0	1	4	2.0

Games played: 2
 Minutes/game: 2.0
 Points/game: 2.0
 FG Pct: 50.0
 FT Pct: 100.0

Assists/game: 0.5
 Assist/turnover ratio: 99.9
 Steals/game: 0.5

34 JAMIE EGENTI

6-8 • 265 • Jr. • F • TR • Watauga, Texas (North Lakes College)

Saw first action of his career - 3 minutes at New Orleans ... Also played at Houston Baptist and vs UALR ... Became eligible for the spring semester ... At North Lakes College, Egenti averaged 7.8 points, 5.4 rebounds and 1.3 blocks per game in helping them claim their NJCAA Div. III National Championship ... Was a two-sport star at Haltom High School, winning the District 5-5A MVP award in 2005-06 ... Averaged 14.1 points, 10.1 rebounds and 1.2 blocks per game for the Buffalos ... Also lettered in football ... Is the oldest of seven children born to Henrietta and Emmanuel Egenti ... Born on Oct. 12, 1987.

CAREER HIGHS

Points: -
 FG Made: -
 3-FG Made: -
 FT Made: -
 Assists: -
 Rebounds: -
 Steals: -
 Blocks: -
 Minutes: 3, last vs. UALR (2/20/10)



Opponent	Date	gs	min	Total		3-Pointers		Free throws		Rebounds				pf	a	t/o	blk	stl	pts	avg
				fg-fga	pct	3fg-fga	pct	ft-fta	pct	off	def	tot	avg							
at Univ. of New Orleans	02/11/10		3	0-1	.000	0-0	.000	0-0	.000	0	0	0	0.0	0	0	1	0	0	0	0.0
at HBU	02/15/10		1	0-0	.000	0-0	.000	0-0	.000	0	0	0	0.0	0	0	0	0	0	0	0.0
UALR	02/20/10		3	0-0	.000	0-0	.000	0-0	.000	0	0	0	0.0	1	0	0	0	0	0	0.0
Totals		0	7	0-1	.000	0-0	.000	0-0	.000	0	0	0	0.0	1	0	1	0	0	0	0.0

Games played: 3
 Minutes/game: 2.3
 FG Pct: 0.0

Turnovers/game: 0.3

42 CAMERON SPENCER

6-7 • 264 • Jr. • F • SQ • Orange, Texas (Southern Methodist)

Poured in a career-high 8 points in 8 minutes at MTSU ... Late steal at WKU helped seal win ... Hit a key bucket in the win over UALR ... Six boards in 11 minutes at FIU ... Career high 2 assists and a block vs ULM ... Solid 5 pts on 2-3 shooting vs. USW ... Game and career-high 8 rebounds at Boise State ... Tallied a jumper and a block vs. Jackson State ... Scored a bucket vs Cameron in his first action at NT ... Sat out the 2008-09 season due to NCAA transfer rules ... At SMU he played in 41 games over two years, hitting 53.6 percent from the floor ... Was the first signee for SMU head coach Matt Doherty.

CAREER HIGHS

Points: 8 vs. MTSU (1/30/10)
 FG Made: 2, last vs. MTSU (1/30/10)
 3-FG Made: -
 FT Made: 4, last vs. FAU (2/4/10)
 Assists: 2 vs. ULM (12/13/09)
 Rebounds: 8 vs. Boise St. (11/28/09)
 Steals: 1, last vs. FAU (2/4/10)
 Blocks: 1, last vs. UNO (2/10/10)
 Minutes: 19 vs. Boise St. (11/28/09)



Opponent	Date	gs	min	Total		3-Pointers		Free throws		Rebounds				pf	a	t/o	blk	stl	pts	avg	
				fg-fga	pct	3fg-fga	pct	ft-fta	pct	off	def	tot	avg								
CAMERON	11/13/09		5	1-2	.500	0-0	.000	0-0	.000	1	0	1	1.0	0	1	0	0	0	2	2.0	
at UT Arlington	11/18/09		6	0-0	.000	0-0	.000	0-0	.000	0	1	1	1.0	0	0	2	0	0	0	1.0	
at Oklahoma State	11/21/09		1	0-1	.000	0-0	.000	0-0	.000	0	0	0	0.7	1	0	0	0	0	0	0.7	
JACKSON STATE	11/24/09		3	1-2	.500	0-0	.000	0-0	.000	0	1	1	0.8	0	0	0	1	0	2	1.0	
at Boise State	11/28/09		19	1-2	.500	0-0	.000	0-0	.000	3	5	8	2.2	0	1	1	1	0	2	1.2	
UNIVERSITY OF THE SO	12/02/09		14	2-3	.667	0-0	.000	1-2	.500	1	3	4	2.5	0	0	0	0	1	5	1.8	
at Rice	12/05/09		6	0-0	.000	0-0	.000	0-0	.000	0	1	1	2.3	0	0	0	0	0	0	1.6	
at Texas A&M	12/07/09		6	1-2	.500	0-0	.000	0-0	.000	1	2	3	2.4	3	0	0	0	1	2	1.6	
ULM	12/13/09		6	0-0	.000	0-0	.000	0-0	.000	0	1	1	2.2	2	2	0	0	1	0	1.4	
TEXAS SOUTHERN	12/28/09		2	0-0	.000	0-0	.000	0-0	.000	0	0	0	2.0	1	0	0	0	0	0	1.3	
at UALR	12/31/09		9	1-1	1.000	0-0	.000	0-0	.000	0	1	1	1.9	0	0	0	0	0	2	1.4	
at Arkansas State	1/2/10		16	1-3	.333	0-0	.000	0-0	.000	2	5	7	2.3	0	0	1	0	0	2	1.4	
at Louisiana	01/07/10		2	0-0	.000	0-0	.000	0-0	.000	1	0	1	2.2	0	0	1	0	0	0	1.3	
NEW ORLEANS	01/09/10		10	1-1	1.000	0-0	.000	0-0	.000	1	3	4	2.4	2	0	0	1	0	2	1.4	
at Troy University	1/14/10		10	0-0	.000	0-0	.000	0-0	.000	1	2	3	2.4	0	0	1	0	0	0	1.3	
SOUTH ALABAMA	01/21/10		6	0-0	.000	0-0	.000	0-0	.000	0	1	1	2.3	1	0	0	1	0	0	1.2	
at Western Kentucky	01/28/10		11	0-0	.000	0-0	.000	0-0	.000	0	2	2	2.3	2	0	0	0	1	0	1.1	
at Middle Tennessee	1/30/10		8	2-2	1.000	0-0	.000	4-4	1.000	1	2	3	2.3	1	1	0	1	0	8	1.5	
FLORIDA ATLANTIC	02/04/10		8	0-0	.000	0-0	.000	4-4	1.000	0	3	3	2.4	1	0	1	0	1	4	1.6	
at FIU	02/06/10		11	0-1	.000	0-0	.000	0-1	.000	2	4	6	2.6	1	1	0	0	0	0	1.6	
at Univ. of New Orleans	02/11/10		10	0-2	.000	0-0	.000	0-0	.000	0	2	2	2.5	3	0	0	1	0	0	1.5	
DENVER	02/13/10		4	0-0	.000	0-0	.000	0-0	.000	0	0	0	2.4	0	0	0	0	0	0	1.4	
at HBU	02/15/10		15	0-2	.000	0-0	.000	0-0	.000	1	4	5	2.5	0	1	1	0	0	0	1.3	
UALR	02/20/10		15	0-0	.000	0-0	.000	0-0	.000	0	4	4	2.6	5	1	0	0	0	0	1.3	
LOUISIANA-LAFAYETTE	02/25/10		7	0-1	.000	0-0	.000	1-2	.500	1	1	2	2.6	2	0	1	0	0	1	1.3	
Totals			0	210	11-25	.440	0-0	.000	10-13	.769	16	48	64	2.6	25	8	9	6	5	32	1.3

Games played: 25
 Minutes/game: 8.4
 Points/game: 1.3
 FG Pct: 44.0
 FT Pct: 76.9

Rebounds/game: 2.6
 Assists/game: 0.3
 Turnovers/game: 0.4
 Assist/turnover ratio: 0.9
 Steals/game: 0.2
 Blocks/game: 0.2

NORTH TEXAS vs. ULM WARHAWKS

20-8 OVERALL, 12-5 SUN BELT WEST

2009-10 SEASON STATS TEAM/INDIVIDUAL

Overall record: 20-8 Conf: 12-5 Home: 12-2 Away: 8-6 Neutral: 0-0

#	Player	gp-gs	min	avg	Total		3-Point		F-Throw		Rebounds				pf	dq	a	to	blk	stl	pts	avg								
					fg-fga	fg%	3fg-fga	3fg%	ft-fa	ft%	off	def	tot	avg																
10	White, Josh	28-28	995	35.5	119-269	.442	50-121	.413	127-155	.819	13	40	53	1.9	36	0	103	80	1	15	415	14.8								
14	Thompson, Tristan	28-24	811	29.0	116-266	.436	51-122	.418	108-133	.812	22	73	95	3.4	60	1	43	49	2	21	391	14.0								
25	Tramiel, Eric	23-21	626	27.2	109-196	.556	9-30	.300	70-118	.593	31	91	122	5.3	73	6	15	43	17	11	297	12.9								
04	Odufuwa, George	28-27	873	31.2	118-191	.618	0-0	.000	88-142	.620	82	205	287	10.3	81	2	48	71	24	20	324	11.6								
21	Shorter, Shannon	28-17	655	23.4	61-126	.484	3-18	.167	65-87	.747	40	64	104	3.7	61	1	65	46	3	10	190	6.8								
01	Johnson, Dominique	4-0	60	15.0	8-19	.421	3-8	.375	8-10	.800	0	7	7	1.8	6	0	9	4	1	3	27	6.8								
23	Thomas, Richard	21-12	376	17.9	34-93	.366	16-54	.296	27-40	.675	7	38	45	2.1	44	1	22	34	9	9	111	5.3								
30	Holmen, Jacob	28-8	407	14.5	58-140	.414	3-23	.130	29-36	.806	27	45	72	2.6	39	1	12	24	6	8	148	5.3								
20	Mangrum, Collin	25-3	334	13.4	33-81	.407	15-48	.313	12-14	.857	2	32	34	1.4	47	0	11	23	4	13	93	3.7								
33	Hall, Tyler	2-0	4	2.0	1-2	.500	0-0	.000	2-2	1.000	0	0	0	0.0	0	0	1	0	0	1	4	2.0								
03	Williams, Alzee	27-0	221	8.2	17-59	.288	3-28	.107	14-22	.636	3	19	22	0.8	18	0	4	17	3	6	51	1.9								
42	Spencer, Cameron	25-0	210	8.4	11-25	.440	0-0	.000	10-13	.769	16	48	64	2.6	25	1	8	9	6	5	32	1.3								
12	Goff, Nick	6-0	12	2.0	1-2	.500	0-0	.000	2-2	1.000	1	3	4	0.7	0	0	1	2	0	0	4	0.7								
11	Matlock, Antwone	9-0	36	4.0	2-8	.250	2-8	.250	0-0	.000	0	2	2	0.2	4	0	0	1	0	0	6	0.7								
15	Knox, Ben	16-0	74	4.6	5-13	.385	0-0	.000	0-2	.000	10	6	16	1.0	9	0	3	5	4	2	10	0.6								
34	Egenti, Jamie	3-0	7	2.3	0-1	.000	0-0	.000	0-0	.000	0	0	0	0.0	1	0	0	1	0	0	0	0.0								
Team											45	58	103												5					
Total.....		28	5701	693-1491		.465	155-460		.337	562-776		.724	299	731	1030	36.8	504	13	345	414	80	124	2103	75.1						
Opponents.....		28	5701	726-1674		.434	137-428		.320	376-534		.704	316	616	932	33.3	631	-	308	362	105	209	1965	70.2						

TEAM STATISTICS	NT	OPP	Date	Opponent	Score	Att.
SCORING	2103	1965	11/13/09	CAMERON	w 80-62	1524
Points per game	75.1	70.2	11/18/09	at UT Arlington	Wo2 101-99	1404
Scoring margin	+4.9	-	11/21/09	at Oklahoma State	L 68-82	10888
FIELD GOALS-ATT	693-1491	726-1674	11/24/09	JACKSON STATE	w 68-58	2164
Field goal pct	.465	.434	11/28/09	at Boise State	L 73-79	2650
3 POINT FG-ATT	155-460	137-428	12/02/09	UNIVERSITY OF THE SOUTHWEST	w 91-62	1677
3-point FG pct	.337	.320	12/05/09	at Rice	w 64-62	1490
3-pt FG made per game	5.5	4.9	12/07/09	at Texas A&M	L 65-75	6366
FREE THROWS-ATT	562-776	376-534	* 12/13/09	ULM	w 79-62	1412
Free throw pct	.724	.704	* 12/20/09	FIU	Lot 70-80	2327
F-Throws made per game	20.1	13.4	12/22/09	SOUTHEASTERN	w 71-61	1319
REBOUNDS	1030	932	12/28/09	TEXAS SOUTHERN	w 71-69	1768
Rebounds per game	36.8	33.3	* 12/31/09	at UALR	w 83-78	3009
Rebounding margin	+3.5	-	* 1/2/10	at Arkansas State	L 56-71	2381
ASSISTS	345	308	* 01/07/10	at Louisiana	L 72-74	1235
Assists per game	12.3	11.0	* 01/09/10	NEW ORLEANS	w 71-57	2273
TURNOVERS	414	362	* 1/14/10	at Troy University	w 75-72	1915
Turnovers per game	14.8	12.9	* 01/16/10	ARKANSAS STATE	L 70-83	3117
Turnover margin	-1.9	-	* 01/21/10	SOUTH ALABAMA	w 86-78	3685
Assist/turnover ratio	0.8	0.9	* 01/28/10	at Western Kentucky	Wot 84-83	4263
STEALS	124	209	* 1/30/10	at Middle Tennessee	L 64-69	3012
Steals per game	4.4	7.5	* 02/04/10	FLORIDA ATLANTIC	w 86-69	3835
BLOCKS	80	105	* 02/06/10	at FIU	w 68-66	757
Blocks per game	2.9	3.8	* 02/11/10	at Univ. of New Orleans	w 68-46	341
ATTENDANCE	38022	40507	* 02/13/10	DENVER	w 64-59	3872
Home games-Avg/Game	14-2716	14-2893	* 02/15/10	at HBU	w 107-87	796
Neutral site-Avg/Game	-	0-0	* 02/20/10	UALR	w 83-65	4672
			* 02/25/10	LOUISIANA-LAFAYETTE	w 65-57	4377

Score by Periods	1st	2nd	OT	OT2	Totals
North Texas	982	1090	24	7	2103
Opponents	913	1014	33	5	1965

* = Conference game

2009-10 SEASON STATS TEAM GAME-BY-GAME

Opponent	Date	Score		Total		3-Pointers		Free throws		Rebounds				pf	a	t/o	blk	stl	pts	avg
				fg-fga	pct	3fg-fga	pct	ft-fa	pct	off	def	tot	avg							
CAMERON	11/13/09	80-62	W	24-57	.421	8-22	.364	24-33	.727	17	33	50	50.0	14	13	15	2	2	80	80.0
at UT Arlington	11/18/09	101-99	Wot	27-57	.474	3-15	.200	44-57	.772	10	36	46	48.0	27	13	22	5	7	101	90.5
at Oklahoma State	11/21/09	68-82	L	24-58	.414	5-16	.313	15-18	.833	12	24	36	44.0	19	11	13	4	2	68	83.0
JACKSON STATE	11/24/09	68-58	W	22-50	.440	4-14	.286	20-28	.714	6	30	36	42.0	20	10	14	7	6	68	79.2
at Boise State	11/28/09	73-79	L	29-62	.468	9-22	.409	6-12	.500	11	24	35	40.6	14	15	18	3	3	73	78.0
UNIVERSITY OF THE SO	12/02/09	91-62	W	33-59	.559	8-19	.421	17-24	.708	12	29	41	40.7	16	14	11	2	7	91	80.2
at Rice	12/05/09	64-62	W	18-48	.375	8-22	.364	20-26	.769	7	26	33	39.6	16	8	12	1	3	64	77.9
at Texas A&M	12/07/09	65-75	L	23-54	.426	4-16	.250	15-22	.682	14	17	31	38.5	21	14	14	4	7	65	76.2
ULM	12/13/09	79-62	W	28-49	.571	8-15	.533	15-25	.600	10	23	33	37.9	21	17	18	4	7	79	76.6
FIU	12/20/09	70-80	Lot	21-58	.362	10-30	.333	18-30	.600	16	22	38	37.9	19	9	14	6	3	70	75.9
SOUTHEASTERN	12/22/09	71-61	W	24-53	.453	3-17	.176	20-24	.833	7	24	31	37.3	15	7	12	4	6	71	75.5
TEXAS SOUTHERN	12/28/09	71-69	W	23-45	.511	4-13	.308	21-27	.778	5	22	27	36.4	13	12	15	0	5	71	75.1
at UALR	12/31/09	83-78	W	29-54	.537	9-24	.375	16-22	.727	8	19	27	35.7	16	23	12	2	1	83	75.7
at Arkansas State	1/2/10	56-71	L	19-57	.333	3-16	.188	15-19	.789	15	22	37	35.8	13	10	16	2	3	56	74.3
at Louisiana	01/07/10	72-74	L	21-46	.457	4-10	.400	26-34	.765	14	19	33	35.6	22	10	22	1	0	72	74.1
NEW ORLEANS	01/09/10	71-57	W	24-55	.436	7-18	.389	16-26	.615	11	26	37	35.7	16	9	12	3	6	71	73.9
at Troy University	1/14/10	75-72	W	25-59	.424	7-19	.368	18-21	.857	13	25	38	35.8	14	15	13	2	7	75	74.0
ARKANSAS STATE	01/16/10	70-83	L	22-54	.407	3-15	.200	23-30	.767	13	17	30	35.5	17	12	13	1	7	70	73.8
SOUTH ALABAMA	01/21/10	86-78	W	31-63	.492	4-15	.267	20-24	.833	20	28	48	36.2	19	12	19	4	5	86	74.4
at Western Kentucky	01/28/10	84-83	Wot	32-65	.492	4-16	.250	16-23	.696	16	27	43	36.5	22	13	16	1	7	84	74.9
at Middle Tennessee	1/30/10	64-69	L	18-48	.375	5-13	.385	23-30	.767	7	28	35	36.4	23	8	14	6	5	64	74.4
FLORIDA ATLANTIC	02/04/10	86-69	W	30-47	.638	1-4	.250	25-33	.758	7	30	37	36.5	19	11	18	3	4	86	74.9
at FIU	02/06/10	68-66	W	24-50	.480	5-15	.333	15-27	.556	7	35	42	36.7	18	15	13	5	4	68	74.6
at Univ. of New Orleans	02/11/10	68-46	W	19-47	.404	6-15	.400	24-31	.774	8	38	46	37.1	19	14	18	5	4	68	74.3
DENVER	02/13/10	64-59	W	18-36	.500	3-14	.214	25-36	.694	7	20	27	36.7	14	6	9	0	3	64	73.9
at HBU	02/15/10	107-87	W	35-63	.556	10-17	.588	27-34	.794	10	32	42	36.9	20	24	16	2	5	107	75.2
UALR	02/20/10	83-65	W	27-50	.540	7-17	.412	22-34	.647	8	31	39	37.0	18	12	13	1	3	83	75.5
LOUISIANA-LAFAYETTE	02/25/10	65-57	W	23-47	.489	3-11	.273	16-26	.615	8	24	32	36.8	19	8	12	0	2	65	75.1
North Texas		2103		693-1491	.465	155-460	.337	562-776	.724	299	731	1030	36.8	504	345	414	80	124	2103	75.1
Opponents		1965		726-1674	.434	137-428	.320	376-534	.704	316	616	932	33.3	631	308	362	105	209	1965	70.2

Games played: 28
 Points/game: 75.1
 FG Pct: 46.5
 3FG Pct: 33.7
 FT Pct: 72.4

Rebounds/game: 36.8
 Assists/game: 12.3
 Turnovers/game: 14.8
 Assist/turnover ratio: 0.8
 Steals/game: 4.4
 Blocks/game: 2.9

NORTH TEXAS vs. ULM WARHAWKS

20-8 OVERALL, 12-5 SUN BELT WEST



CAMERON 62 at NORTH TEXAS 80
The Super Pit • Denton, Texas • 11/13/09

North Texas (1-0)	FG-A	3G-A	FT-A	O	D	T	PF	Pts	A	TO	B	S	Min.			
04 Odufuwa, George.....	f	.4	.10	.0	.0	.4	.7	6	18	24	.0	12	1.3	2	1	29
25 Tramiel, Eric.....	f	.3	.7	.0	.1	.5	.8	4	3	7	.3	11	2	3	0	29
10 White, Josh.....	g	.6	.9	.5	.6	.2	.3	1	3	4	.2	19	4	2	0	30
14 Thompson, Tristan.....	g	.1	.3	.0	.2	.3	.4	1	2	3	.1	5	0	1	0	16
21 Shorter, Shannon.....	g	.0	.3	.0	.2	.2	.0	2	2	0	.2	0	2	2	0	21
03 Williams, Alzee.....	.1	.2	.0	.1	.0	.0	.0	1	1	1	.2	0	0	0	0	14
11 Matlock, Antwone.....	.0	1	.0	1	.0	0	0	0	0	1	0	0	0	0	0	1
12 Goff, Nick.....	.0	0	.0	0	.2	2	0	0	0	0	.2	0	1	0	0	1
15 Knox, Ben.....	.0	0	.0	0	.0	0	0	1	0	1	0	0	0	0	0	1
20 Mangrum, Collin.....	.3	.7	.1	.3	.2	.2	.0	0	0	0	2	9	0	0	0	12
23 Thomas, Richard.....	.3	.7	.2	.5	.4	.5	.0	1	1	3	.12	1	3	.0	0	24
30 Holmen, Jacob.....	.2	.5	.0	1	0	0	1	1	2	1	.4	2	0	0	0	16
33 Hall, Tyler.....	.0	1	.0	0	0	0	0	0	0	0	0	0	0	0	0	1
42 Spencer, Cameron.....	.1	.2	.0	0	0	0	0	1	0	1	.0	0	0	0	0	5
TEAM													2	2	4	
Totals.....	24	57	8	22	24	33	17	33	50	14	80	13	15	2	2	

Cameron (0-1)	FG-A	3G-A	FT-A	O	D	T	PF	Pts	A	TO	B	S	Min.			
13 GLASGOW, Kallan.....	f	.3	.6	.0	.1	.2	.4	1	4	5	.1	8	4	2	1	31
30 BURKE, Jamaar.....	f	.0	0	0	0	0	0	0	0	0	0	0	5	0	0	1
01 MORGAN, Greg.....	g	.0	.4	.0	.0	.0	.0	2	0	2	.1	0	3	0	0	19
05 EILAND, Dernoado.....	g	.5	.16	.3	.11	.0	0	1	1	2	.4	13	0	1	0	1
20 WILLIAMS, Jacquez.....	g	.6	.16	.5	.12	1	1	1	1	2	.4	18	2	3	0	3
02 JEWELL, Paul.....	.0	0	.0	0	.0	0	.0	0	0	0	0	0	0	0	0	1
03 VUKADINOVIC, Nikola.....	.0	2	.0	2	.0	0	0	0	0	0	0	1	0	0	0	7
12 GEIGER, Bryce.....	.0	0	.0	0	1	2	0	0	0	0	0	1	0	1	0	1
22 FARNSWORTH, Nick.....	.0	0	.0	0	0	0	0	0	0	0	0	0	0	0	0	1
24 MURRAY, Nathan.....	.5	.11	.0	1	0	0	0	2	4	6	.2	10	0	1	0	27
33 GARNER, Milton.....	.2	.5	.2	.5	.0	.3	1	5	6	1	.6	1	1	.0	2	29
40 DAWON, Terry.....	.3	.6	.0	0	0	0	0	2	2	4	.4	6	0	0	0	15
TEAM													2	4	6	
Totals.....	24	67	10	32	4	10	12	21	33	24	62	10	11	2	8	202

	1st	2nd	Tot	FG%	3FG%	FT%	FBR	Paint	P-TO	2nd	Bnch
North Texas	44	36	80	42.1	36.4	72.7	8	26	10	12	31
Cameron	29	33	62	35.8	31.3	40.0	2	20	10	16	23

Officials: David Stevens, Kyle Ingram, Bobby Jacobs
Attendance: 1,524



NORTH TEXAS 101 at UT ARLINGTON 99 (2OT)
Texas Hall • Arlington, Texas • 11/18/09

North Texas (2-0)	FG-A	3G-A	FT-A	O	D	T	PF	Pts	A	TO	B	S	Min.			
04 Odufuwa, George.....	* .4	.4	.0	.0	.8	10	1	10	11	3	16	1	4	3	3	44
10 White, Josh.....	* .9	.14	.2	.4	15	18	2	5	7	1	35	4	7	0	0	46
14 Thompson, Tristan.....	* .1	.5	.0	.0	.7	9	1	3	4	4	9	3	3	0	0	25
21 Shorter, Shannon.....	* .3	.8	.0	.2	.5	7	2	2	4	3	11	2	1	0	1	28
25 Tramiel, Eric.....	* .1	.3	.0	1	.3	3	0	3	3	5	0	0	0	1	1	20
01 Johnson, Dominique.....	.1	.5	.0	.2	.1	2	0	1	1	2	3	3	1	0	1	15
03 Williams, Alzee.....	.1	.2	.0	1	.3	4	1	1	2	4	5	0	1	0	1	23
23 Thomas, Richard.....	.1	.4	1	3	0	0	0	2	2	1	3	0	1	1	0	14
30 Holmen, Jacob.....	.6	12	.0	.2	.2	.4	1	3	4	14	0	0	1	0	29	
42 Spencer, Cameron.....	.0	0	.0	0	.0	0	0	0	0	0	0	0	2	0	0	6
TEAM													2	5	7	
Totals.....	27	57	3	15	44	57	10	36	46	27	101	13	22	5	7	251

UT Arlington (1-1)	FG-A	3G-A	FT-A	O	D	T	PF	Pts	A	TO	B	S	Min.			
00 Haynes, Marquez.....	* .10	.27	1	.5	8	11	1	6	7	4	29	4	1	1	1	42
04 Moffitt, Tommy.....	* .5	.11	.2	3	2	4	5	3	8	3	14	0	2	1	1	30
23 Long, Brandon.....	* .9	.20	.3	.8	.7	.8	3	5	8	4	28	3	2	1	2	42
31 Reed, LaMarcus.....	* .6	.12	.0	2	3	4	1	3	4	3	15	2	3	0	2	37
55 Reves, Jordan.....	* .0	1	.0	0	0	0	0	1	1	5	0	0	0	1	1	15
02 Gentry, Dwight.....	.0	0	.0	0	0	0	0	1	1	3	0	0	1	0	0	15
10 David, J.D.....	.0	3	.0	0	0	0	0	0	0	0	5	0	0	1	0	16
12 Miller, Jon.....	.2	.5	1	3	2	2	0	0	0	4	7	0	3	0	1	17
20 Williams, Armani.....	1	2	.0	0	0	0	0	0	0	2	2	0	0	0	0	4
24 Awange, Ishmael.....	.1	2	.0	0	0	1	2	1	3	2	2	0	2	2	0	15
25 Catlett, Cameron.....	.1	1	.0	0	0	0	0	2	1	3	1	2	3	2	0	18
TEAM													2	4	6	
Totals.....	35	84	7	21	22	30	16	25	41	36	99	13	16	6	10	250

	1st	2nd	OT	Tot	FG%	3FG%	FT%	FBR	Paint	P-TO	2nd	Bnch
North Texas	34	48	19	101	47.4	20.0	77.2	4	46	21	15	25
UTA	40	42	17	101	41.7	33.3	73.3	16	46	27	18	13

Officials: Kerry Sitton, Rodrick Sutton, Brad Gaston
Attendance: 1,404



NORTH TEXAS 68 at OKLAHOMA STATE 82
Gallagher-Iba Arena • Stillwater, Okla. • 11/21/09

North Texas (2-1)	FG-A	3G-A	FT-A	O	D	T	PF	Pts	A	TO	B	S	Min.			
04 Odufuwa, George.....	f	.4	.8	.0	.0	.3	.4	1	6	7	1	1	1	2	1	34
25 Tramiel, Eric.....	f	.7	.14	.1	.3	1	1	0	3	3	5	16	0	0	1	32
10 White, Josh.....	g	.1	.6	.0	.3	.2	.2	0	1	1	1	4	5	4	0	35
21 Shorter, Shannon.....	g	.2	.5	.1	1	.2	2	1	1	3	.7	1	2	0	1	17
23 Thomas, Richard.....	g	.1	.3	.1	.3	.2	.2	1	1	2	.1	5	1	1	2	21
01 Johnson, Dominique.....	.2	.6	.0	1	.5	.6	.0	3	3	1	9	1	0	0	0	19
03 Williams, Alzee.....	.0	0	.0	0	0	0	0	0	0	1	0	0	0	1	0	3
14 Thompson, Tristan.....	.2	.6	.1	2	.0	0	3	2	5	2	5	1	2	0	0	15
20 Mangrum, Collin.....	.2	.2	.1	1	0	0	0	1	1	1	.5	0	1	0	0	10
30 Holmen, Jacob.....	.3	.8	.0	2	0	1	3	5	8	2	6	1	0	0	1	13
42 Spencer, Cameron.....	.0	1	.0	0	0	0	0	0	0	0	1	0	0	0	0	1
TEAM													2	2	4	
Totals.....	24	59	5	16	15	18	12	23	35	19	68	11	13	4	2	200

Oklahoma State (3-0)	FG-A	3G-A	FT-A	O	D	T	PF	Pts	A	TO	B	S	Min.				
33 Moses, Marshall.....	f	.5	.9	.0	.0	.0	1	1	8	9	3	10	2	1	1	28	
02 Muonelo, Obi.....	g	.5	.13	.0	.4	.7	.8	3	4	7	4	4	1	2	32		
12 Page, Keiton.....	g	.5	.10	.3	.5	.0	0	1	1	4	13	1	0	0	0	32	
14 Penn, Ray.....	g	.1	.2	.1	2	1	2	0	0	0	1	4	4	1	0	1	35
23 Anderson, James.....	g	.8	.13	.3	.5	.6	.7	1	8	9	1	25	1	0	0	1	34
01 Shaw, Jarred.....	.0	0	.0	0	0	0	0	0	0	0	0	0	0	1	0	1	
07 Gulley, Fred.....	.0	1	.0	0	0	0	0	0	3	3	1	0	2	0	0	19	
31 Pilgrim, Matt.....	.4	.5	.0	0	1	2	1	1	2	4	9	0	3	2	0	13	
32 Franklin, Roger.....	.2	.3	.0	1	0	0	0	0	0	1	4	0	0	0	0	6	
TEAM													1	1	2		
Totals.....	30	56	7	17	15	20	7	26	33	18	82	14	9	6	4	200	

	1st	2nd	Tot	FG%	3FG%	FT%	Paint	P-TO	2nd	Break	Bench
North Texas	32	36	68	40.7	31.3	83.3	28	10	10	2	25
OSU	44	38	82	53.6	41.2	75.0	26	17	6	10	13

Officials: Ed Hightower, Randy Heimerman, John Moore
Attendance: 10,888



JACKSON STATE 58 at NORTH TEXAS 68
The Super Pit • Denton, Texas • 11/24/09

North Texas (3-1)	FG-A	3G-A	FT-A	O	D	T	PF	Pts	A	TO	B	S	Min.				
04 Odufuwa, George.....	f	.4	.8	.0	.0	.3	.7	4	7	11	2	11	0	1	2	36	
25 Tramiel, Eric.....	f	.6	.9	.0	1	.3	.5	1	4	5	5	15	0	3	2	1	29
10 White, Josh.....	g	.0	.5	.0	2	.4	4	1	3	4	0	4	4	4	0	1	32
14 Thompson, Tristan.....	g	.1	.7	.0	1	.3	4	0	2	2	1	5	3	2	0	0	21
23 Thomas, Richard.....	g	.3	.5	.2	.3	.3	.4	0	3	3	4	11	1	0	0	0	26
01 Johnson, Dominique.....	.0	2	.0	1	0	0	0	2	2	2	2	0	2	2	1	0	10
03 Williams, Alzee.....	.2	.3	.1	2	0	0	0	0	2	2	5	0	0	0	0	10	
14 Thompson, Collin.....	.3	.6	.1	4	0	0	0	0	0	4	7	0	0	1	1	2	15
20 Mangrum, Coll																	

NORTH TEXAS vs. ULM WARHAWKS

20-8 OVERALL, 12-5 SUN BELT WEST



NORTH TEXAS 73 at BOISE STATE 79
Taco Bell Arena • Boise, Idaho • 11/28/09

Table showing game statistics for North Texas (3-2) vs Boise State (4-2), including FG-A, 3G-A, FT-A, O D T, PF, Pts, A, TO, B, S, Min. for individual players and team totals.

Table showing game statistics for Boise State (4-2) vs North Texas (3-2), including FG-A, 3G-A, FT-A, O D T, PF, Pts, A, TO, B, S, Min. for individual players and team totals.

Summary statistics table for the North Texas vs Boise State game, including 1st, 2nd, Tot, FG%, 3FG%, FT%, Paint, P-TO, 2nd, Break, Bench.

Officials: Ruben Ramon, Kevin Brill, Jimmy Casas
Attendance: 2,650



UNIV. OF THE SOUTHWEST 62 at NORTH TEXAS 91
The Super Pit • Denton, Texas • 12/2/09

Table showing game statistics for Univ. of the Southwest (4-2) vs North Texas (4-2), including FG-A, 3G-A, FT-A, O D T, PF, Pts, A, TO, B, S, Min. for individual players and team totals.

Table showing game statistics for U of the Southwest (2-5) vs North Texas (4-2), including FG-A, 3G-A, FT-A, O D T, PF, Pts, A, TO, B, S, Min. for individual players and team totals.

Summary statistics table for the Univ. of the Southwest vs North Texas game, including 1st, 2nd, Tot, FG%, 3FG%, FT%, Paint, P-TO, 2nd, Break, Bench.

Officials: Jon Stigliano, Roderick Dixon, Rick Jones
Attendance: 1,677



NORTH TEXAS 64 at RICE 62
Tudor Fieldhouse • Houston, Texas • 12/5/09

Table showing game statistics for North Texas (5-2) vs Rice (4-4), including FG-A, 3G-A, FT-A, O D T, PF, Pts, A, TO, B, S, Min. for individual players and team totals.

Table showing game statistics for Rice (4-4) vs North Texas (5-2), including FG-A, 3G-A, FT-A, O D T, PF, Pts, A, TO, B, S, Min. for individual players and team totals.

Summary statistics table for the North Texas vs Rice game, including 1st, 2nd, Tot, FG%, 3FG%, FT%, Paint, P-TO, 2nd, Break, Bench.

Officials: Tom O'Neill, David Hall, Craig Murley
Attendance: 1,490



NORTH TEXAS 65 at TEXAS A&M 75
Reed Arena • College Station, Texas • 12/7/09

Table showing game statistics for North Texas (5-3) vs Texas A&M (8-1), including FG-A, 3G-A, FT-A, O D T, PF, Pts, A, TO, B, S, Min. for individual players and team totals.

Table showing game statistics for Texas A&M (8-1) vs North Texas (5-3), including FG-A, 3G-A, FT-A, O D T, PF, Pts, A, TO, B, S, Min. for individual players and team totals.

Summary statistics table for the North Texas vs Texas A&M game, including 1st, 2nd, Tot, FG%, 3FG%, FT%, Paint, P-TO, 2nd, Break, Bench.

Officials: Steve Welmer, Tom Eades, Darron George
Attendance: 6,366

NORTH TEXAS vs. ULM WARHAWKS

20-8 OVERALL, 12-5 SUN BELT WEST



ULM 62 at NORTH TEXAS 79
The Super Pit • Denton, Texas • 12/13/09

North Texas (6-3, 1-0 SBC)	FG-A	3G-A	FT-A	O	D	T	PF	Pts	A	TO	B	S	Min.					
04 Odufuwa, George.....	f	4	7	0	0	5	9	5	4	9	2	13	3	3	0	33		
25 Tramiel, Eric.....	f	7	9	0	0	2	4	2	3	5	2	16	0	2	1	3	28	
10 White, Josh.....	g	4	6	4	5	3	4	1	1	2	2	15	5	3	0	0	37	
14 Thompson, Tristan.....	g	7	8	4	4	2	2	0	3	3	2	20	1	3	0	1	32	
23 Thomas, Richard.....	g	3	6	0	1	3	4	1	1	2	3	9	3	3	0	0	23	
03 Williams, Alzee.....	g	0	4	0	0	1	0	0	0	0	0	0	0	0	0	0	0	4
15 Knox, Ben.....	g	0	0	0	0	0	2	0	1	1	0	0	0	0	0	0	0	1
20 Mangrum, Collin.....	g	0	3	0	2	0	0	0	1	1	1	0	0	0	1	0	0	11
21 Shorter, Shannon.....	g	3	4	0	1	0	0	0	4	4	5	6	3	1	0	1	1	19
30 Holmen, Jacob.....	g	0	2	0	0	1	0	0	2	2	0	0	0	0	2	0	0	16
42 Spencer, Cameron.....	g	0	0	0	0	0	0	0	1	1	2	0	2	0	0	0	1	6
TEAM.....								1	2	3								
Totals.....		28	49	8	15	15	25	10	23	33	21	79	17	18	4	7	20	0

Warhawks (3-6, 0-1 SBC)	FG-A	3G-A	FT-A	O	D	T	PF	Pts	A	TO	B	S	Min.				
03 Turner, Rudy.....	f	1	1	0	0	1	2	1	2	3	4	3	1	4	0	0	10
22 Gilbert, Lawrence.....	f	3	9	2	7	2	2	0	1	1	3	10	0	1	1	0	17
00 Hooper, Tony.....	g	4	11	2	6	0	0	3	0	3	4	10	0	3	0	1	33
05 Forbes, Dymile.....	g	2	7	0	4	0	0	1	2	3	1	4	1	0	0	1	18
24 Hill, Jarvis.....	g	1	4	0	1	3	3	1	0	1	1	5	0	1	0	2	28
01 Fuselier, Warren.....	g	3	6	0	0	0	0	0	0	0	0	6	1	0	0	1	15
02 Carr, Colby.....	g	1	5	0	0	0	0	0	2	0	2	0	1	0	1	0	12
13 Sykes, Tommie.....	g	3	5	0	0	7	10	4	5	9	2	13	1	5	0	1	29
23 Thomas, Malcolm.....	g	2	6	1	3	1	2	1	2	3	2	6	0	2	0	0	13
41 Ribeiro, Fabio.....	g	0	2	0	0	0	0	0	2	2	0	0	0	1	0	0	14
45 Burt, Rory.....	g	1	2	0	0	1	2	3	3	6	3	3	0	0	1	0	11
TEAM.....								1	3	4							
Totals.....		21	58	5	21	15	21	17	17	34	22	62	4	18	2	8	200

	1st	2nd	Tot	FG%	3FG%	FT%	Paint	P-TO	2nd	Break	Bench
North Texas	35	44	79	57.1	53.3	60.0	36	24	12	9	6
ULM	33	29	62	36.2	23.8	71.4	22	19	13	6	30

Officials: Curtis Shaw, JB Caldwell, Rick Randall
Attendance: 1,412



FIU 80 at NORTH TEXAS 70 (OT)
The Super Pit • Denton, Texas • 12/20/09

North Texas (6-4, 1-1 SBC)	FG-A	3G-A	FT-A	O	D	T	PF	Pts	A	TO	B	S	Min.						
04 Odufuwa, George.....	f	6	7	0	0	0	2	3	4	4	8	4	12	0	2	4	1	32	
25 Tramiel, Eric.....	f	0	5	0	2	0	3	2	3	5	1	0	1	1	1	1	0	39	
10 White, Josh.....	g	3	10	2	6	5	10	0	1	1	1	13	3	2	0	0	0	40	
14 Thompson, Tristan.....	g	8	19	6	11	5	6	1	3	4	4	27	2	2	0	0	1	37	
23 Thomas, Richard.....	g	3	6	2	5	2	3	1	2	3	5	10	0	2	0	1	25		
03 Williams, Alzee.....	g	0	2	0	2	0	0	0	1	1	1	0	0	0	0	1	0	10	
15 Knox, Ben.....	g	0	0	0	0	0	0	0	0	0	0	0	0	0	0	0	0	0	0
20 Mangrum, Collin.....	g	0	2	0	2	2	2	0	2	2	0	2	0	0	2	0	0	9	
21 Shorter, Shannon.....	g	0	2	0	1	4	4	2	1	3	3	4	3	4	0	1	18		
30 Holmen, Jacob.....	g	1	5	0	1	0	0	0	3	4	7	0	2	0	1	0	0	15	
TEAM.....								3	1	4									
Totals.....		21	58	10	30	18	30	16	22	38	19	70	9	14	6	3	225		

FIU (4-10, 1-1 SBC)	FG-A	3G-A	FT-A	O	D	T	PF	Pts	A	TO	B	S	Min.					
11 Roberts, Marvin.....	f	7	21	0	5	4	5	2	3	5	2	18	0	1	0	1	37	
21 Essola, Cedric.....	f	3	5	0	0	0	1	2	1	3	4	6	0	0	0	1	15	
34 Bright, Marlon.....	f	6	11	1	1	0	0	5	5	10	5	13	1	3	0	1	37	
01 Watson, Antoine.....	g	4	7	3	3	4	4	2	4	6	5	15	1	2	0	1	22	
03 Russell, Tremayne.....	g	0	1	0	0	2	2	0	2	2	3	2	1	0	0	0	15	
02 Weaver, Stephon.....	g	1	4	0	1	0	0	1	1	2	2	2	2	1	0	1	31	
04 Gary, Phil.....	g	3	5	0	0	0	0	1	0	1	4	6	3	1	0	3	28	
05 Kee, Martavis.....	g	0	0	0	0	0	0	0	0	0	0	0	0	1	0	0	7	
10 Otero, JC.....	g	6	12	2	7	4	5	2	10	12	3	18	0	1	3	2	33	
TEAM.....								6	4	10								
Totals.....		30	66	6	17	14	17	21	30	51	28	80	9	9	3	10	225	

	1st	2nd	OT	Tot	FG%	3FG%	FT%	FBR	Paint	P-TO	2nd	Bnch
North Texas	33	44	3	70	36.2	33.3	60.0	8	18	9	11	8
FIU	28	29	13	80	45.5	35.3	82.4	10	30	16	12	26

Officials: David Hall, Curtis Shaw, Mark Whitehead
Attendance: 2,327



SOUTHEASTERN LOUISIANA 61 at NORTH TEXAS 71
The Super Pit • Denton, Texas • 12/22/09

North Texas (7-4, 1-1 SBC)	FG-A	3G-A	FT-A	O	D	T	PF	Pts	A	TO	B	S	Min.				
04 Odufuwa, George.....	f	5	11	0	0	2	2	3	4	7	3	12	3	0	2	2	36
25 Tramiel, Eric.....	f	6	10	0	1	7	9	3	5	8	1	19	0	3	1	0	33
10 White, Josh.....	g	3	5	1	3	6	6	0	1	1	1	13	1	3	0	1	33
14 Thompson, Tristan.....	g	5	10	2	5	0	2	2	2	3	12	0	2	0	1	31	
23 Thomas, Richard.....	g	2	8	0	3	3	3	0	5	5	1	7	1	1	0	1	20
03 Williams, Alzee.....	g	1	3	0	2	2	2	0	0	0	0	4	0	1	0	0	7
20 Mangrum, Collin.....	g	0	1	0	1	0	0	0	0	2	0	0	0	0	0	0	9
21 Shorter, Shannon.....	g	1	3	0	1	0	0	0	3	3	1	2	2	1	0	1	20
30 Holmen, Jacob.....	g	1	2	0	1	0	0	0	1	1	3	2	0	1	1	0	11
TEAM.....								1	3	4							
Totals.....		24	53	3	17	20	24	7	24	31	15	71	7	12	4	6	200

Lions (7-4, 0-0 SLC)	FG-A	3G-A	FT-A	O	D	T	PF	Pts	A	TO	B	S	Min.				
11 Tibbs, Robert.....	f	3	8	0	0	1	2	5	4	9	1	7	1	3	0	0	37
21 Ndomba, David.....	f	6	8	0	0	2	5	2	7	9	1	14	0	3	1	0	29
04 Sullivan, Patrick.....	c	7	11	0	1	0	0	2	4	6	4	14	1	2	1	0	24
05 Fortenberry, Brandon.....	g	1	6	1	2	0	0	0	1	1	1	3	4	1	0	0	34
30 Dixon, Gary.....	g	0	1	0	0	1	0	0	0	0	0	0	0	0	0	0	7
01 Hutchin, Trent.....	g	1	6	0	4	2	2	0	0	0	1	4	0	1	0	1	13
02 Jones, Rodney.....	g	0	3	0	1	0	0	0	0	0	0	0	0	0	0	1	10
10 Johnson, Roosevelt.....	g	0	3	0	0	0	0	2	0	2	4	0	0	2	0	0	9
20 Patterson, Deshawn.....	g	0	0	0	0	0	0	0	3	3	5	0	1	3	0	1	16
23 Forest, Damon.....	g	6	18	2	7	5	6	3	2	5	3	19	1	1	0	1	21
TEAM.....								4	3	7							
Totals.....		24	64	3	16	10	15	18	24	42	20	61	9	16	2	5	200

	1st	2nd	Tot	FG%	3FG%	FT%	Paint	P-TO	2nd	Break	Bench
North Texas	43	28	71	45.3	17.6	83.3	34	15	6	2	8
SLU	29	32	61	37.5	18.8	66.7	34	6	17	2	23

Officials: Troy Raymond, Will Lynde, Jeff Malham
Attendance: 1,319



TEXAS SOUTHERN 69 at NORTH TEXAS 71
The Super Pit • Denton, Texas • 12/28/09

North Texas (8-4, 1-1 SBC)	FG-A	3G-A	FT-A	O	D	T	PF	Pts	A	TO	B	S	Min.					
04 Odufuwa, George.....	f	1	2	0	0	4	4	3	4	4	7	5	6	0	3	0	0	36
25 Tramiel, Eric.....	f	0	1	0	0	0	0	0	0	1	1	0	0	0	0	0	3	
10 White, Josh.....	g	5	9	2	4	0	1	0	4	0	0	12	2	2	0	1	37	
14 Thompson, Tristan.....	g	7	14	2	6	5	6	0	4	4	3	21	5	1	0	0	37	
20 Mangrum, Collin.....	g	3	6	0	1	3	3	0	3	3	0	9	0	3	0	1	27	
03 Williams, Alzee.....	g	0	2	0	1	0	0	0	0	1	1	0	0	0	1	0	5	
21 Shorter, Shannon.....	g	2	3	0	0	7	9	0	3	3	11	2	1	0	0	19		
23 Thomas, Richard.....	g	0	1	0	0	1	0	2	0	2	2	0	0	1	1	0	14	
30 Holmen, Jacob.....	g																	

NORTH TEXAS vs. ULM WARHAWKS

20-8 OVERALL, 12-5 SUN BELT WEST



NORTH TEXAS 83 at UALR 78
Jack Stephens Center • Little Rock • 12/31/09

Table with columns: Player, FG-A, 3G-A, FTA, O, D, T, PF, Pts, A, TO, B, S, Min. Rows include Odufuwa, George; White, Josh; Thompson, Tristan; Mangrum, Collin; Holmen, Jacob; Williams, Alzee; Shorter, Shannon; Thomas, Richard; Spencer, Cameron; TEAM; Totals.

Table with columns: Player, FG-A, 3G-A, FTA, O, D, T, PF, Pts, A, TO, B, S, Min. Rows include Jackson, Courtney; Burton, Wayne; Foster, Lionel; Garcia-Mendoza, Alex; Bozeman, Solomon; Stewart, Kelson; Mouzy, Matt; Davison, Ricky; Thornton, Montrell; TEAM; Totals.

Summary table with columns: 1st, 2nd, Tot, FG%, 3FG%, FT%, Paint, P-TO, 2nd, Break, Bench. Rows: North Texas, UALR, Officials: Gerry Pollard, Tom Eades, Doug Shows, Attendance: 3,009.



NORTH TEXAS 56 at ARKANSAS STATE 71
Convocation Center • Jonesboro, Ark. • 1/2/10

Table with columns: Player, FG-A, 3G-A, FTA, O, D, T, PF, Pts, A, TO, B, S, Min. Rows include Odufuwa, George; Holmen, Jacob; White, Josh; Thompson, Tristan; Mangrum, Collin; Williams, Alzee; Knox, Ben; Shorter, Shannon; Spencer, Cameron; TEAM; Totals.

Table with columns: Player, FG-A, 3G-A, FTA, O, D, T, PF, Pts, A, TO, B, S, Min. Rows include Adams, Martavius; Peterson, Brandon; Reed, Brandon; Finn, Trey; Allison, Rashad; Thomas, Jeremy; Sterrenberg, Adam; Butler, Justin; TEAM; Totals.

Summary table with columns: 1st, 2nd, Tot, FG%, 3FG%, FT%, Paint, P-TO, 2nd, Break, Bench. Rows: North Texas, ASU, Officials: Kevin Mathis, Bret Smith, Steve Pytt, Attendance: 2,381.



NORTH TEXAS 72 at LOUISIANA-LAFAYETTE 74
The Cajun Dome • Lafayette, La. • 1/7/10

Table with columns: Player, FG-A, 3G-A, FTA, O, D, T, PF, Pts, A, TO, B, S, Min. Rows include Odufuwa, George; Holmen, Jacob; White, Josh; Thompson, Tristan; Shorter, Shannon; Williams, Alzee; Knox, Ben; Mangrum, Collin; Thomas, Richard; Spencer, Cameron; TEAM; Totals.

Table with columns: Player, FG-A, 3G-A, FTA, O, D, T, PF, Pts, A, TO, B, S, Min. Rows include Johnson, Tyren; Gradnigo, Chris; Batiste, Colby; Daigle, Randell; Andrews, Raymone; Bureau, Travis; Roberson, Lamar; Dison, Brandon; Lago, Willie; Wallace, Courtney; Mitchell, Javan; McCoy, Ryan; TEAM; Totals.

Summary table with columns: 1st, 2nd, Tot, FG%, 3FG%, FT%, Paint, P-TO, 2nd, Break, Bench. Rows: North Texas, ULL, Officials: Randy Heimerman, Winston Stith, Mike Thibodeaux, Attendance: 1,235.



NEW ORLEANS 57 at NORTH TEXAS 71
The Super Pit • Denton, Texas • 1/9/10

Table with columns: Player, FG-A, 3G-A, FTA, O, D, T, PF, Pts, A, TO, B, S, Min. Rows include Odufuwa, George; Holmen, Jacob; White, Josh; Shorter, Shannon; Thomas, Richard; Williams, Alzee; Matlock, Antwone; Goff, Nick; Thompson, Tristan; Knox, Ben; Mangrum, Collin; Spencer, Cameron; TEAM; Totals.

Table with columns: Player, FG-A, 3G-A, FTA, O, D, T, PF, Pts, A, TO, B, S, Min. Rows include Mpondo, Johann; Hart, Ejike; Carmouche, Charles; Blair, Carl; McDonald, Devin; Damachoua, Destin; Tyrna, Jaroslav; Diggs, Quincy; Lewis, J.L.; TEAM; Totals.

Summary table with columns: 1st, 2nd, Tot, FG%, 3FG%, FT%, Paint, P-TO, 2nd, Break, Bench. Rows: North Texas, New Orleans, Officials: Kerry Sitton, Jon Stigliano, Quinton Reece, Attendance: 2,273.

NORTH TEXAS vs. ULM WARHAWKS



NORTH TEXAS 75 at TROY 72 Trojan Arena • Troy, Ala. • 1/14/10

North Texas (11-6, 4-3 SBC)		FG-A	3G-A	FTA	O	D	T	PF	Pts	A	TO	B	S	Min.																			
04	Odufuwa, George.....	f	2	5	0	0	3	4	3	6	9	2	7	3	0	0	0	25															
30	Holmen, Jacob.....	f	6	12	0	0	0	2	1	3	0	12	1	2	0	0	1	28															
10	White, Josh.....	g	6	11	4	8	2	2	1	2	3	1	18	2	6	0	1	32															
21	Shorter, Shannon.....	g	1	1	0	0	2	2	1	2	3	3	4	4	2	1	1	24															
23	Thomas, Richard.....	g	0	4	0	2	0	0	1	2	3	2	0	3	1	1	0	22															
03	Williams, Alzee.....	g	0	0	0	0	0	0	0	0	0	0	0	0	0	0	0	3															
14	Thompson, Tristan.....	4	12	3	7	10	11	1	3	4	1	21	1	0	0	0	3	32															
15	Knox, Ben.....	1	2	0	0	0	0	2	1	3	0	2	0	0	0	0	0	3															
20	Mangrum, Collin.....	0	2	0	2	0	0	0	1	1	0	0	0	0	0	0	1	4															
25	Tramiel, Eric.....	5	10	0	0	1	2	2	0	2	5	11	1	1	0	0	0	18															
42	Spencer, Cameron.....	0	0	0	0	0	0	1	2	3	0	0	0	0	1	0	0	10															
TEAM.....																		4	200														
Totals.....		.25		.59		.7		.19		.18		.21		.13		.25		.38		.14		.75		.15		.13		.2		.7		.200	

Troy (9-8, 4-2 SBC)		FG-A	3G-A	FTA	O	D	T	PF	Pts	A	TO	B	S	Min.																			
20	Jones, Antywan.....	f	5	10	2	5	0	1	4	2	6	1	12	0	2	4	0	27															
35	Coleman, Yamene.....	c	6	11	0	0	2	2	4	2	6	2	14	0	0	0	0	27															
14	Hazzard, Brandon.....	g	5	14	2	6	1	1	0	2	2	2	13	2	4	0	0	33															
24	Vogler, Michael.....	g	6	9	0	2	0	1	0	1	1	4	12	3	1	1	6	30															
33	Delk, Richard.....	g	4	10	0	3	0	0	0	5	5	5	8	3	4	0	2	33															
02	Taylor, Vernon.....	5	11	1	2	0	2	2	3	5	1	11	1	0	0	0	0	25															
03	Patsatsia, Levan.....	1	3	0	1	0	0	1	1	2	2	2	1	0	0	1	0	12															
21	Toombs, Bernard.....	0	2	0	0	0	0	0	1	4	5	2	0	0	2	1	0	13															
TEAM.....																		3	200														
Totals.....		.32		.70		.5		.19		.3		.7		.15		.23		.38		.19		.72		.10		.13		.7		.9		.200	

	1st	2nd	Tot	FG%	3FG%	FT%	Paint	P-TO	2nd	Break	Bench
North Texas	33	26	75	42.4	36.8	85.7	32	8	13	2	34
Troy	26	46	72	45.7	26.3	42.9	48	17	16	12	13

Officials: Terry Moore, J.B. Caldwell, Byron Evans
Attendance: 1,915



SOUTH ALABAMA 78 at NORTH TEXAS 86 The Super Pit • Denton, Texas • 1/21/10

North Texas (12-7, 5-4 SBC)		FG-A	3G-A	FTA	O	D	T	PF	Pts	A	TO	B	S	Min.																			
04	Odufuwa, George.....	f	6	9	0	0	4	4	6	10	16	2	16	3	3	0	0	33															
25	Tramiel, Eric.....	f	10	17	0	2	5	6	7	6	13	2	25	1	4	2	0	32															
10	White, Josh.....	g	6	12	1	4	1	2	0	3	3	3	14	2	4	0	1	39															
14	Thompson, Tristan.....	g	5	13	3	8	2	2	0	1	1	4	15	1	3	0	2	30															
11	Shorter, Shannon.....	g	3	6	0	0	4	4	5	1	6	2	10	5	3	0	0	37															
21	Matlock, Antwone.....	0	1	0	1	0	0	0	1	1	1	0	0	0	0	0	0	8															
15	Knox, Ben.....	0	1	0	0	0	0	0	0	0	0	1	0	0	0	0	0	1															
20	Mangrum, Collin.....	0	1	0	0	0	0	0	0	0	0	3	0	0	2	1	1	6															
30	Holmen, Jacob.....	1	3	0	0	4	6	1	0	0	1	0	6	0	0	0	0	8															
42	Spencer, Cameron.....	0	0	0	0	0	0	0	1	1	1	0	0	0	0	1	0	6															
TEAM.....																		1	200														
Totals.....		.31		.63		.4		.15		.20		.24		.20		.28		.48		.19		.86		.12		.19		.4		.5		.200	

USA (12-8, 5-4 SBC)		FG-A	3G-A	FTA	O	D	T	PF	Pts	A	TO	B	S	Min.																			
01	Brock, Martino.....	f	6	14	0	2	1	1	2	4	6	3	13	1	3	0	0	31															
32	Carter, Javier.....	f	5	7	0	0	2	2	2	2	4	4	12	0	1	2	0	20															
03	Sherrer, Bryan.....	g	7	12	2	4	4	5	0	0	0	2	20	1	2	0	2	38															
05	Cooks, Allyn.....	g	3	11	0	0	1	3	1	1	2	2	7	6	1	0	2	36															
33	Williams, Tim.....	g	6	14	3	7	5	6	1	4	5	3	20	3	2	0	1	40															
02	Tabet, Charles.....	0	0	0	0	0	2	2	0	2	2	0	0	0	0	0	0	3															
11	Tabet, Philip.....	1	5	0	0	0	0	2	1	3	2	2	0	0	0	0	0	12															
12	Phillips, Rob.....	0	2	0	0	1	0	0	0	0	0	1	0	0	0	0	0	9															
24	Hersey, DeAndre.....	2	5	0	0	0	0	0	2	2	2	4	0	0	0	0	0	10															
31	Guerrier, Jayson.....	0	0	0	0	0	0	0	0	0	0	0	0	0	0	1	0	1															
TEAM.....																		6	200														
Totals.....		.30		.70		.5		.14		.13		.19		.16		.15		.31		.21		.78		.11		.10		.2		.8		.200	

	1st	2nd	Tot	FG%	3FG%	FT%	Paint	P-TO	2nd	Break	Bench
North Texas	38	48	86	49.2	26.7	83.3	42	13	22	4	6
USA	38	40	78	42.9	35.7	68.4	36	20	12	8	6

Officials: Gerry Pollard, Rick Randall, Kipp Kissingher
Attendance: 3,685

20-8 OVERALL, 12-5 SUN BELT WEST



ARKANSAS STATE 83 at NORTH TEXAS 70 The Super Pit • Denton, Texas • 1/16/10

North Texas (11-7, 4-4 SBC)		FG-A	3G-A	FTA	O	D	T	PF	Pts	A	TO	B	S	Min.																			
04	Odufuwa, George.....	f	6	7	0	0	4	4	2	10	12	5	16	4	4	0	2	33															
30	Holmen, Jacob.....	f	2	6	0	0	1	3	4	1	0	1	4	7	0	1	0	20															
10	White, Josh.....	g	2	7	1	4	0	0	0	2	2	0	5	2	2	0	1	33															
21	Shorter, Shannon.....	g	2	6	0	0	6	6	5	1	6	2	10	2	1	0	0	32															
23	Thomas, Richard.....	g	1	5	1	4	0	2	0	1	1	3	0	2	0	1	1	13															
03	Williams, Alzee.....	0	2	0	0	1	1	2	1	0	1	0	1	0	1	0	0	7															
14	Thompson, Tristan.....	3	13	1	5	7	7	1	0	0	1	2	14	3	1	0	1	35															
15	Knox, Ben.....	1	1	0	0	0	0	0	0	0	0	2	0	0	0	1	1	7															
25	Tramiel, Eric.....	5	7	0	0	2	5	1	1	2	3	12	1	1	0	0	1	20															
TEAM.....																		2	200														
Totals.....		.22		.54		.3		.15		.23		.30		.13		.17		.30		.17		.70		.12		.13		.1		.7		.200	

ASU (10-7, 5-1 SBC)		FG-A	3G-A	FTA	O	D	T	PF	Pts	A	TO	B	S	Min.																			
15	Peterson, Brandon.....	f	2	3	0	0	0	2	2	0	2	2	4	6	1	0	1	14															
13	Adams, Martavius.....	c	5	9	0	0	0	2	3	2	6	8	3	12	2	4	1	33															
01	Reed, Brandon.....	g	7	13	3	5	1	3	0	2	2	0	18	3	2	0	2	38															
02	Finn, Trey.....	g	3	6	0	1	2	2	0	4	4	5	3	8	1	3	1	32															
12	Allison, Rashad.....	g	3	5	0	0	2	2	0	4	4	4	8	2	1	0	0	20															
03	Bryant, Daniel.....	4	5	3	3	2	2	2	0	0	0	1	13	1	0	0	2	19															
05	Thomas, Jeremy.....	8	12	0	0	0	1	4	4	4	8	5	16	0	2	1	1	27															
10	Sterrenberg, Adam.....	0	1	0	0	0	0	0	0	0	0	0	0	1	1	0	0	11															
44	Butler, Justin.....	0	0	0	0	2	2	0	0	0	0	4	2	0	1	1	0	6															
TEAM.....																		1	200														
Totals.....		.32		.54		.6		.9		.13		.17		.8		.23		.31		.24		.83		.11		.15		.5		.7		.200	

	1st	2nd	Tot	FG%	3FG%	FT%	Paint	P-TO	2nd	Break	Bench
North Texas	32	38	70	40.7	20.0	76.7	32	20	16	2	29
ASU	38	45	83	59.3	66.7	76.5	40	14	8	8	31

Officials: Kyle Ingram, Troy Raymond, James Durham
Attendance: 3,117



NORTH TEXAS 84 at WESTERN KENTUCKY 83 (OT) E.A. Diddle Arena • Bowling Green, Ky. • 1/28/10

North Texas (13-7, 6-4 SBC)		FG-A	3G-A	FTA	O	D	T	PF	Pts	A	TO	B	S	Min.				
21	Shorter, Shannon.....	f	5	6	0	0	3	4	3	2	5	2	13	2	1	0	0	26
25	Tramiel, Eric.....	f	12	15	1	1	0	0	1	4	5	4	25	0	2	1	0	31
04	Odufuwa, George.....	c	5	11	0	0	5	9										

NORTH TEXAS vs. ULM WARHAWKS

20-8 OVERALL, 12-5 SUN BELT WEST



NORTH TEXAS 64 at MIDDLE TENNESSEE 69

Murphy Center • Murfreesboro, Tenn. • 1/30/10

North Texas (13-8, 6-5 SBC)	FG-A	3G-A	FTA	O	D	T	PF	Pts	A	TO	B	S	Min.				
04 Odufuwa, George.....	F	4	7	0	0	3	7	1	12	13	4	11	2	1	1	0	37
10 White, Josh.....	G	2	9	1	3	8	9	0	3	3	1	13	3	3	0	2	37
14 Thompson, Tristan.....	G	5	12	2	5	5	6	1	2	3	4	17	0	2	1	1	38
21 Shorter, Shannon.....	G	2	8	1	1	1	2	1	0	1	2	6	0	1	1	0	22
25 Tramiel, Eric.....	F	0	2	0	1	2	2	0	3	3	5	2	0	2	1	0	17
03 Williams, Alzee.....		0	0	0	0	0	0	0	1	1	0	0	0	0	0	0	3
20 Mangrum, Collin.....		1	2	1	2	0	0	0	2	2	4	3	0	2	0	2	25
30 Holmen, Jacob.....		2	6	0	1	0	0	1	3	4	2	4	2	3	1	0	13
42 Spencer, Cameron.....		2	2	0	0	4	4	1	2	3	1	8	1	0	1	0	8
TEAM.....																	
Totals.....																	

MTSU (13-10, 8-3 SBC)	FG-A	3G-A	FTA	O	D	T	PF	Pts	A	TO	B	S	Min.				
04 O'Neil, Calvin.....	G	5	9	0	0	3	6	0	4	4	2	13	3	1	1	2	35
15 Washington, James.....	G	1	2	0	0	1	2	0	1	1	2	3	1	2	0	0	27
24 Haddock, Montarrio.....	F	4	13	0	0	7	8	1	7	8	3	15	1	0	1	0	37
30 Sulton, J.T.....	G	0	1	0	0	2	2	2	4	4	2	0	1	0	2	17	
31 Yates, Desmond.....	F	4	10	1	2	3	3	0	1	1	4	12	1	1	1	1	26
05 Emanuel, Rod.....		6	8	0	0	0	1	0	3	3	3	12	1	2	0	3	23
23 Murray, David.....		2	3	0	0	3	4	0	1	1	0	7	0	0	0	2	7
32 Otlej, Trevor.....		1	2	0	0	0	1	2	3	5	3	2	0	1	3	1	13
34 Gallman, James.....		1	4	1	4	0	0	0	0	0	3	3	1	2	0	0	15
TEAM.....																	
Totals.....																	

	1st	2nd	Tot	FG%	3FG%	FT%	Paint	P-TO	2nd	Break	Bench
North Texas	31	33	64	37.5	38.5	76.7	20	5	6	0	15
MTSU	35	34	69	46.2	33.3	70.4	30	21	12	6	24

Officials: Brett Smith, Rick O'Neil, Andrew Walton
Attendance: 3,012



FLORIDA ATLANTIC 69 at NORTH TEXAS 86

The Super Pit • Denton, Texas • 2/4/10

North Texas (14-8, 7-5 SBC)	FG-A	3G-A	FTA	O	D	T	PF	Pts	A	TO	B	S	Min.				
04 Odufuwa, George.....	f	5	6	0	0	4	5	0	9	9	3	14	1	5	1	0	32
25 Tramiel, Eric.....	f	7	9	0	0	3	7	1	7	8	2	17	0	3	1	0	26
10 White, Josh.....	g	0	4	0	1	9	10	0	0	0	2	9	0	4	1	0	32
14 Thompson, Tristan.....	g	7	12	1	3	1	1	0	5	5	5	16	2	1	0	1	32
21 Shorter, Shannon.....	g	5	6	0	0	0	0	2	2	4	2	10	6	3	0	1	32
03 Williams, Alzee.....		5	5	0	0	2	3	0	1	1	1	12	0	0	0	0	8
15 Knox, Ben.....		0	0	0	0	0	0	0	0	0	0	0	0	0	0	0	2
20 Mangrum, Collin.....		0	1	0	0	0	0	0	0	0	1	1	0	0	0	0	8
23 Thomas, Richard.....		0	1	0	0	2	3	1	2	2	2	0	0	1	0	0	8
30 Holmen, Jacob.....		1	3	0	0	0	0	1	0	1	0	2	0	0	0	1	12
42 Spencer, Cameron.....		0	0	0	0	4	4	0	3	3	1	4	0	1	0	1	8
TEAM.....																	
Totals.....																	

FAU (12-11, 8-4 SBC)	FG-A	3G-A	FTA	O	D	T	PF	Pts	A	TO	B	S	Min.				
40 Royster, Brett.....	f	2	7	0	0	0	0	0	1	1	2	5	4	1	0	1	24
02 Taylor, Raymond.....	g	6	12	0	2	2	3	1	2	3	4	14	7	1	0	2	39
05 Tucker, Alex.....	g	5	9	0	1	0	5	0	2	2	4	10	5	3	1	1	36
22 Gantt, Greg.....	g	7	13	2	6	2	3	0	0	0	0	18	0	1	0	2	38
23 Hughley, Sanchez.....	g	3	7	0	1	0	0	1	3	4	2	6	0	4	0	1	15
01 Richardson, Shavar.....		1	5	0	3	0	0	0	0	0	0	2	0	0	0	0	7
04 Mattison, Andre.....		0	1	0	0	0	0	0	0	0	0	0	0	0	0	1	4
21 McCoy, Jordan.....		2	3	0	0	0	0	1	0	1	2	4	0	0	0	0	11
35 Stewart, Darren.....		1	1	0	0	0	0	0	0	0	0	2	0	0	0	1	3
50 Simpson, DeMonte.....		4	5	0	0	1	2	1	3	4	5	9	0	1	0	0	14
55 Davis, Justin.....		0	0	0	0	0	0	1	1	2	2	0	0	2	0	0	9
TEAM.....																	
Totals.....																	

	1st	2nd	Tot	FG%	3FG%	FT%	Paint	P-TO	2nd	Break	Bench
North Texas	45	41	86	63.8	25.0	75.8	44	16	8	6	20
FAU	27	42	69	49.2	15.4	38.5	42	16	4	12	17

Officials: Curtis Shaw, Dan Chrisman, Mark Whitehead
Attendance: 3,835



NORTH TEXAS 68 at FLORIDA INTERNATIONAL 66

US Century Bank Arena • Miami • 2/6/10

North Texas (15-8, 8-5 SBC)	FG-A	3G-A	FTA	O	D	T	PF	Pts	A	TO	B	S	Min.				
04 Odufuwa, George.....	f	4	6	0	0	3	6	0	11	11	1	11	0	3	2	0	34
25 Tramiel, Eric.....	f	6	9	1	1	4	6	1	6	7	4	17	1	1	5	1	28
10 White, Josh.....	g	5	13	1	5	0	1	0	0	0	2	11	7	2	0	1	37
14 Thompson, Tristan.....	g	5	10	2	5	7	11	1	4	5	1	19	1	1	0	1	34
21 Shorter, Shannon.....	g	2	3	0	0	1	2	0	5	5	4	5	5	0	0	1	26
03 Williams, Alzee.....		0	3	0	2	0	0	0	1	1	1	0	0	0	2	0	11
20 Mangrum, Collin.....		1	3	1	2	0	0	1	0	1	2	3	0	2	0	0	10
23 Thomas, Richard.....		0	0	0	0	0	0	0	0	0	2	0	0	1	0	0	3
30 Holmen, Jacob.....		1	2	0	0	0	0	2	1	3	0	2	0	1	0	0	6
42 Spencer, Cameron.....		0	1	0	0	0	1	2	4	6	1	0	1	0	0	0	11
TEAM.....																	
Totals.....																	

FIU (7-19, 4-9 SBC)	FG-A	3G-A	FTA	O	D	T	PF	Pts	A	TO	B	S	Min.				
10 Otero, JC.....	f	3	10	2	4	1	3	2	10	12	0	9	3	3	0	1	32
11 Roberts, Marvin.....	f	5	15	2	6	4	7	0	4	4	2	16	0	1	1	2	31
34 Bright, Marlon.....	f	0	4	0	0	0	0	1	1	2	2	0	1	0	0	1	24
02 Weaver, Stephon.....	g	4	10	2	3	2	2	0	2	2	4	12	7	0	0	2	22
33 Miro, Steven.....	g	0	1	0	0	0	0	0	0	0	0	0	0	0	0	0	10
03 Russell, Tremayne.....		3	5	0	0	0	2	1	0	1	2	6	0	0	3	1	4
04 Gary, Phil.....		6	11	2	4	1	2	0	1	1	2	15	2	2	0	0	24
05 Kee, Martavis.....		0	0	0	0	0	0	0	1	1	0	0	1	0	0	0	5
21 Essola, Cedric.....		4	5	0	0	0	0	1	3	4	4	8	1	0	2	0	16
23 Taylor, Nick.....		0	0	0	0	0	0	0	0	0	2	0	0	0	0	0	11
TEAM.....																	
Totals.....																	

	1st	2nd	Tot	FG%	3FG%	FT%	Paint	P-TO	2nd	Break	Bench
North Texas	39	29	68	48.0	33.3	55.6	38	11	9	9	5
FIU	39	27	66	41.0	47.1	50.0	28	12	7	15	29

Officials: Scott Johnson, Frank Raposo, Danny Leasure
Attendance: 757



NORTH TEXAS 68 at NEW ORLEANS 46

Lakefront Arena • New Orleans • 2/11/10

NORTH TEXAS vs. ULM WARHAWKS

20-8 OVERALL, 12-5 SUN BELT WEST

DENVER 59 at NORTH TEXAS 64
The Super Pit • Denton, Texas • 2/11/10

NORTH TEXAS 107 at HOUSTON BAPTIST 87
Sharp Gymnasium • Houston • 2/15/10

Table with columns: Player, FG-A, 3G-A, FTA, O, D, T, PF, Pts, A, TO, B, S, Min. Rows include Odufuwa, George; Tramiel, Eric; White, Josh; etc.

Table with columns: Player, FG-A, 3G-A, FTA, O, D, T, PF, Pts, A, TO, B, S, Min. Rows include Odufuwa, George; Tramiel, Eric; White, Josh; etc.

Table with columns: Player, FG-A, 3G-A, FTA, O, D, T, PF, Pts, A, TO, B, S, Min. Rows include Coughlin, Justin; Lewis, Kyle; Rohnert, Nate; etc.

Table with columns: Player, FG-A, 3G-A, FTA, O, D, T, PF, Pts, A, TO, B, S, Min. Rows include GONZALEZ, Andrew; FLAHERTY, Mario; DIXON, Miles; etc.

Summary table with columns: 1st, 2nd, Tot, FG%, 3FG%, FT%, Paint, P-TO, 2nd, Break, Bench. Rows for North Texas and Denver.

Summary table with columns: 1st, 2nd, Tot, FG%, 3FG%, FT%, Paint, P-TO, 2nd, Break, Bench. Rows for North Texas and HBU.

UALR 65 at NORTH TEXAS 83
The Super Pit • Denton, Texas • 2/20/10

LOUISIANA-LAFAYETTE 57 at NORTH TEXAS 65
The Super Pit • Denton, Texas • 2/25/10

Table with columns: Player, FG-A, 3G-A, FTA, O, D, T, PF, Pts, A, TO, B, S, Min. Rows include Odufuwa, George; Tramiel, Eric; White, Josh; etc.

Table with columns: Player, FG-A, 3G-A, FTA, O, D, T, PF, Pts, A, TO, B, S, Min. Rows include Odufuwa, George; Tramiel, Eric; White, Josh; etc.

Table with columns: Player, FG-A, 3G-A, FTA, O, D, T, PF, Pts, A, TO, B, S, Min. Rows include Jackson, Courtney; Bails, Derrick; Mouzy, Matt; etc.

Table with columns: Player, FG-A, 3G-A, FTA, O, D, T, PF, Pts, A, TO, B, S, Min. Rows include Batiste, Colby; Johnson, Tyren; Bureau, Travis; etc.

Summary table with columns: 1st, 2nd, Tot, FG%, 3FG%, FT%, Paint, P-TO, 2nd, Break, Bench. Rows for North Texas and UALR.

Summary table with columns: 1st, 2nd, Tot, FG%, 3FG%, FT%, Paint, P-TO, 2nd, Break, Bench. Rows for North Texas and ULL.