



NORTH TEXAS BASKETBALL

Stephen Howard, Asst. Director Media Relations
 Office: 940.369.8548 • Cell: 817.793.5199
 stephen.howard@unt.edu • meangreensports.com

2009-10 SCHEDULE

NOVEMBER

13	Cameron	W 80-62
18	at UT Arlington	W 101-99 (2OT)
21	at Oklahoma State	L 82-68
24	Jackson State	W 68-58
28	at Boise State	L 79-73

DECEMBER

2	Univ. of the Southwest	W 91-62
5	at Rice	W 64-62
7	at Texas A&M	L 75-65
13	ULM*	W 79-62
20	Florida International*	L 80-70 (OT)
22	Southeastern Louisiana	W 71-61
28	Texas Southern	W 71-69
31	at UALR*	W 83-78

JANUARY

2	at Arkansas State*	L 71-56
7	at Louisiana-Lafayette*	L 74-72
9	New Orleans*	W 71-57
14	at Troy*	W 75-72
16	Arkansas State*	L 83-70
21	South Alabama*	W 86-78
28	at Western Kentucky*	W 84-83 (OT)
30	at Middle Tennessee*	L 69-64

FEBRUARY

4	Florida Atlantic*	W 86-69
6	at Florida International*	W 68-66
11	at New Orleans*	7 p.m.
13	Denver*	7 p.m.
15	at Houston Baptist	6 p.m.
20	UALR*	3 p.m.
25	Louisiana-Lafayette*	7 p.m.
27	at ULM*	1 p.m.

MARCH

6-9	Sun Belt Tournament%	TBA
-----	----------------------	-----

% Tournament held in Hot Springs, Ark.

* Sun Belt Conference Game

All times Central

LAST SUN BELT MEETING FOR PAIR OF OLD RIVALS



at **NEW ORLEANS PRIVATEERS** (7-17, 2-11 Sun Belt)
 Thursday, Feb. 11, 2010 • 7:00 p.m. CST
 Lakefront Arena (8,933) • New Orleans
 TV: None
 Radio: KNTU (88.1-FM Denton), KWRD (100.7-FM DFW)
 Hank Dickenson (PBP); Steven Bartolotta (Analyst)
 Webcast & Live Stats: unoprivateers.com
 Series: UNO leads 14-8 • Last: NT 71-57 on Jan. 9, 2010

On Tap

North Texas picked up its fourth win in five games thanks to a late 11-0 run and shut down defense from freshman Alzee Williams. NT finished up inter-division play with a 5-2 record against the Sun Belt's East Division, the most wins by a West squad against the East this year. Now NT has an opportunity for its first sweep of the season when it heads to New Orleans to face the Privateers for the final time as Sun Belt opponents.

Quick Hitters

- The Mean Green is 6-6 away from the Super Pit this year, which is the best true road record in the Sun Belt Conference. With three road games remaining, NT has a chance to tie the 1976-77 school record for true road wins at nine.

- North Texas has held each of its last three opponent to 69 points or less, which is a key for the Mean Green. NT is 10-1 this year and 69-16 in the Johnny Jones era (2001-Present) when holding its opponent under 70 points.

NEW ORLEANS ATHLETICS probable starters

Pos	No	Name	Ht	Wt	Yr	Hometown	Pts / Reb / Other
G	00	Carl Blair	6-2	205	Fr.	Houston, Texas	8.3 / 4.5 / 3.5 apg
G	15	Devin McDonald	6-0	185	Jr.	Houston, Texas	8.0 / 2.1 / 40.2 3fg%
G	14	Charles Carmouche	6-2	175	So.	New Orleans	12.6 / 4.5 / 1.5 spg
F	55	J.L. Lewis	6-8	220	Fr.	Gonzales, La.	2.0 / 1.6 / 10.3 mpg
F	4	Johann Mpondo	6-8	230	So.	Douala, Cameroon	4.6 / 3.1 / 47.4 fg%

NORTH TEXAS MEAN GREEN probable starters

Pos	No	Name	Ht	Wt	Yr	Pts	Pts / Reb / Other
G	10	Josh White	5-10	175	Jr.	Baton Rouge, La.	14.2 / 2.1 / 3.9 apg
G	14	Tristan Thompson	6-5	190	Jr.	Angleton, Texas	14.3 / 3.3 / 42.9 3fg%
G	21	Shannon Shorter	6-4	200	Jr.	Houston	6.6 / 3.8 / 2.2 apg
F	25	Eric Tramiel	6-7	230	Sr.	Shreveport, La.	12.9 / 5.2 / 57.1 fg%
F	4	George Odufwa	6-8	240	Jr.	Dallas	11.4 / 10.4 / 59.2 fg%

NORTH TEXAS off the bench

Pos	No	Name	Ht	Wt	Yr	Pts	Pts / Reb / Other
G	1	Dominique Johnson	5-10	162	Sr.	Kansas City, Mo.	6.8 / 1.8 / 2.3 apg
G	3	Alzee Williams	6-4	168	Fr.	Dallas	1.5 / 0.7 / 4 steals
G	11	Antwone Matlock	6-1	177	Sr.	Dallas	0 / 0.4 / 15 minutes
G	12	Nick Goff	6-4	180	Fr.	Columbus, Ohio.	1.3 / 0.7 / 1-2 fg
C	15	Ben Knox	6-10	221	Fr.	Arlington, Texas	0.8 / 1.0 / 5-10 fg
G	20	Collin Mangrum	6-4	190	Jr.	Howe, Texas	3.5 / 1.1 / 85.7 ft%
G	23	Richard Thomas	6-5	190	Jr.	Rosedale, N.Y.	5.6 / 2.3 / 1.1 apg
F	30	Jacob Holmen	6-8	220	Fr.	Whitehouse, Texas	5.7 / 2.6 / 78.1 ft%
F	32	Jamie Egenti	6-8	265	Jr.	Watauga, Texas	-
G	33	Tyler Hall	6-2	175	So.	Pampa, Texas	2.0 / 0 / 1-2 fg
F	42	Cameron Spencer	6-8	264	Jr.	Orange, Texas	1.6 / 2.6 / 55.0 fg%

ATHLETIC MEDIA RELATIONS

Eric Capper - Asst. AD/Media Relations
940-565-2476 • eric.capper@unt.edu

Stephen Howard - Asst. Director (MBB)
940-369-8548 • 817-793-5199 (cell)
stephen.howard@unt.edu

Media Information

Credentials

Working press credentials can be requested by contacting Stephen Howard (940-369-8548). Full-season and single-game passes will be mailed whenever possible. If not, they will be left at the Will Call table located at Gate C in the Super Pit.

Player Interviews

All interviews with North Texas players must be arranged through the Media Relations Office. Please contact Stephen Howard.

Johnny Jones Interviews

All interviews with North Texas head coach Johnny Jones must be arranged through the Media Relations Office. Please contact Stephen Howard.

Post-Game Interviews

The Mean Green locker room is closed after home games. Coach Jones and requested players will be available for interviews in the media room in the Super Pit after a brief cooling off period.

Practice Coverage

North Texas basketball practice is open to the media. Practice times are usually scheduled for 3:30-6 p.m. Players and coaches are available for interviews following each practice, on a prearranged basis through the athletic media relations office.

Quick Facts

Location: Denton, Texas
Founded: 1890
Enrollment: 36,206
Nickname: Mean Green
Colors: Green and White
Home Arena: The Super Pit (10,500)
Affiliation: Division I
Conference: Sun Belt
Head Coach: Johnny Jones (9th Year)
Record at North Texas: 141-120
Overall Record: 156-136
Program All-Time Record: 1,014-1,168-1

Dominating Inter-Division - The win at Florida International improved North Texas to 5-2 against the Sun Belt's East Division this year, which are the most wins over the East by a West Division squad. As a matter of fact, only Middle Tennessee in the East has more inter-division wins than the Mean Green. Unfortunately, FIU was NT's final regular season opponent from the East.

Sun Belt Inter-Division Winners

Team	Division	Record
Middle Tennessee	East	6-1 (85.7)
North Texas	West	5-2 (71.4)
Denver	West	4-1 (80.0)
Troy	East	4-2 (66.7)
Florida Atlantic	East	4-3 (57.1)

Road Warriors - Winning on the road is what separates the good teams from the elite, and NT has been the Sun Belt's top road team in 2009-10. The Mean Green is 6-6 away from the Super Pit this year, which is the best true road record (not counting neutral court games) in the league. With three road games remaining, NT has a chance to tie the 1976-77 school record for true road wins at nine. The 2006-07 squad had seven true road wins, the highest of the Johnny Jones era.

Double-Double-Odufuwa - George Odufuwa has double-doubles in five of his last six games, and was just one rebound shy of making it six straight. The junior has nine this year and 11 in his career. He is averaging 11.4 points and 10.4 rebounds per game, making him one of 24 players in the country averaging a double-double. His 11.4 boards per game ranks 15th in the nation.

George Odufuwa Last Six Games

Opp	Pts	O/D/T	FG%
Ark. St.	16	2/10/12	85.7
South Ala.	16	6/10/16	66.7
WKU	15	7/9/16	45.5
MTSU	11	1/12/13	57.1
Florida Atl.	14	0/9/9	83.3
FIU	11	0/11/11	66.7
Total	83-13.8	16/61/77-12.8	65.2

Difference Making D - North Texas has the nation's 70th ranked scoring offense (74.6 ppg), but it's defense has been the key to this year's success. The Mean Green is 11-0 this year when it holds its opponents to under 45 percent shooting. That record falls to 4-8 when the opponent shoots over 45 percent. Great in close games, NT is 6-1 in games decided by three points or less.

INSIDE THE GAME

- New Orleans leads the overall series with North Texas 14-8, however, the Mean Green has won three of the last four meetings. Always a challenging team to beat on the road, North Texas is 3-6 at UNO since joining the Sun Belt in 2000.

- You are nearly guaranteed a nail-biter when North Texas and New Orleans take the court. In the 18 meetings of the Johnny Jones era, 12 of them have been decided by six points or less. As a matter of fact, nine of the games have been decided by three points or less, and three games by a single point.

- The Privateers were led by Georgia transfer Billy Humphrey, who was averaging 17.2 points per game before he was sidelined with an injury. Charles Carmouche has attempted to pick up the slack with 12.6 points per game, while Carl Blair (8.3 ppg) and Devin McDonald (8.0) aren't far behind.

- The Privateers have lost six straight games, and 15 of their last 17, but is still a potent team at home. UNO is 6-5 at Lakefront Arena this year, including a 4-0 record in non-conference games.

- This will be the final meeting between North Texas and New Orleans as Sun Belt Conference opponents. The Privateers will begin their transition to NCAA Division III next season.

- Last time vs UNO: Josh White eclipsed 1,000 career points in NT's 71-57 win over New Orleans on Jan. 9 at the Super Pit. White led all scorers with 21 points, becoming the 18th player in program history to tally 1,000 career points. Tristan Thompson also hauled in 18 points. New Orleans kept close to NT in the opening 15 minutes, but North Texas slowly pulled away, finishing the first half on a 14-3 run. A free-throw by White put North Texas ahead by 20 with 2:41 left in the game.

TALE OF THE TAPE

Mean Green	Privateers
74.6	59.2
+2.8	-6.2
45.8	40.4
32.6	34.2
72.8	67.9
+2.9	-0.6
12.2	10.8
15.0	16.5
4.7	6.4
3.1	2.0

SUN BELT CONFERENCE

WEST DIVISION (through 2/8)

Team	Conf.	Overall
Arkansas State	9 3 .750	14 9 .609
UL-Lafayette	8 4 .667	11 12 .478
North Texas	8 5 .615	15 8 .652
Denver	7 5 .583	14 9 .609
ULM	5 8 .385	10 14 .417
UALR	3 9 .250	7 16 .304
New Orleans	2 11 .154	7 17 .292

EAST DIVISION

Team	Conf.	Overall
Middle Tennessee	9 4 .692	14 11 .560
Troy	8 5 .615	13 11 .542
Florida Atlantic	8 5 .615	12 12 .500
Western Kentucky	6 6 .500	12 11 .542
South Alabama	5 8 .385	13 12 .520
Florida Intl.	4 9 .308	7 19 .269

TODAY IN THE SUN BELT

Feb. 11th

ULL at Florida Atlantic.....	6:00 PM
Louisiana-Monroe at UALR.....	7:00 PM
Arkansas State at WKU.....	7:00 PM
Denver at Middle Tennessee.....	7:00 PM
North Texas at New Orleans.....	7:00 PM
FIU at South Alabama.....	7:05 PM

NORTH TEXAS SBC RANKINGS (AS OF 2/8)

Stat	NT	Rank	Leader
Scoring Off.....	74.6	3	Troy (76.9)
Scoring Def.....	71.8	9	MTSU (63.9)
Scoring Margin.....	+2.8	4	MTSU (+3.9)
Free Throw Pct.....	72.8	2	MTSU (74.7)
FG Pct.....	45.7	3	DU (50.3)
FG Pct. Def.....	44.4	9	ASU (40.6)
3-FG Pct.....	32.6	11	DU (40.1)
3-FG Pct. Def.....	32.9	3	ASU (29.0)
Rebound Off.....	36.7	3	ASU (38.1)
Rebound Def.....	33.9	6	DU (30.0)
Reb. Margin.....	+2.8	2	ASU (+2.9)
Blocked Shots.....	3.1	7	FAU (4.6)
Assists.....	12.2	9	DU (15.3)
Steals.....	4.7	13	FIU (8.3)
TO Margin.....	-2.3	12	FAU (+2.3)
A/TO Ratio.....	0.8	11	DU (1.3)
Off. Rebounds.....	11.2	8	USA (12.6)
Def. Rebounds.....	25.4	2	ASU (26.5)
Def. Rebound %.....	69.0	4	MTSU (72.6)
Off. Rebound %.....	33.3	5	USA (35.5)
3-FG's Made.....	5.5	11	DU (8.0)

INDIVIDUAL SBC RANKINGS (AS OF 2/8)

NT Player	Stat	Number	Rank
White	Minutes	7.3	1
	Assist	3.9	T7
	FT%	79.8	9
	A/TO	1.2	9
	3FG%	40.2	T9
Odufuwa	Rebound	10.4	1
	D-Rebound	7.3	1
	O-Rebound	3.2	2
	FG%	58.9	4
	Blocks	1.0	T8
Thompson	FT%	80.9	7
	3FG%	42.9	7
	3FGM	2.0	9
Tramiel	FG%	57.1	5

Hot Shooting Night - North Texas shot an incredible 63.8 percent from the floor against FAU on Thursday night, which is the fourth highest shooting percentage in school history and the third best performance in a Sun Belt game this year. Thursday's mark is the best by a North Texas team since 2006, and the second best of the Johnny Jones era.

Top 5 Shooting Nights In NT History

1. 67.4	Sam Houston St.	1/28/95
2. 65.9	Stephen F. Austin	12/6/06
3. 65.2	Md. Baltimore County	11/26/95
4. 63.8	Florida Atlantic	2/4/10
5. 63.5	Nicholls State	2/3/94

Two In The Top 30 - This 2009-10 Mean Green squad now has two players among the top 30 scorers in program history. Tristan Thompson, who scored 19 points at FIU, ranks 30th with 886 career points. The junior has reached double-figures in each of the last 15 games. Josh White, NT's second leading scorer at 14.2 per game, ranks 15th in NT history with 1,091 points.

Strong Closers - North Texas has a history of peaking in the month of February under Johnny Jones. Since 2006-07, the Mean Green is 18-8 in Feb., but more importantly, has gone on significant streaks thanks to its February play. NT closed the 2006-07 season with five straight wins over SBC teams, won six of its final eight in '07-08 and won eight of its last 10 games in '08-09.

Sun Belt Specialist - Tristan Thompson has been simply electric in Sun Belt play this year, ranking second in the conference with an average of 18.6 points per contest in league play.

Take It To The Bank - A halftime lead has been a sure thing for North Texas this year. The Mean Green is 12-0 so far this season when heading into the break with a lead, and 2-0 when tied at the half.

And He Can Dish It Out - Aside from leading the Mean Green in scoring at 14.2 points per game, Josh White has also honed his distribution game in '09-10. The junior has filled the gap left by Dominique Johnson's injury by dishing out 3.9 assists per game, which ranks in the Sun Belt's top 10. Only four players in the SBC average more points and assists per game than White.

Sun Belt Points & Assists Leaders

Player	Team	PPG	APG
A.J. Slaughter	WKU	17.0	4.0
Nate Rohmert	DU	15.6	4.0
Solomon Bozeman	UALR	14.6	4.4
Taylor Raymond	FAU	14.5	6.2
Josh White	NT	14.2	3.9

All Alone In Second - Johnny Jones stands alone in second place in North Texas career wins after the 83-78 win over UALR on New Year's Eve. Jones' 135th win passed Hall-of-Famer Bill Blakeley for second in program history. Blakeley, who compiled a 134-85 mark from 1976-83, also coached the Dallas Chaparrals before they became the San Antonio Spurs. Only one other NT coach has coached more games than Jones - Pete Shands (482 games in 22 years).

North Texas Coaching Wins

1. Pete Shands.....	224.....	22
3. Johnny Jones.....	141.....	9th
3. Bill Blakeley.....	134.....	8

NORTH TEXAS ROSTER

NO	NAME	POS	HT	WT	YR	HOMETOWN (LAST SCHOOL)
1	Dominique Johnson	G	5-10	162	Sr.	Kansas City, MO (Arkansas-Fort Smith)
3	Alzee Williams	G	6-4	168	Fr.	Dallas, TX (Miss. Elite Christian Academy)
4	George Odufuwa	F	6-8	240	Jr.	Dallas, TX (Arizona State)
10	Josh White	G	5-10	175	Jr.	Baton Rouge, LA (Christian Life Academy)
11	Antwone Matlock	G	6-1	177	Sr.	Dallas, Texas (Trinidad State)
12	Nick Goff	G	6-4	180	Fr.	Columbus, Ohio (St Francis DeSales)
14	Tristan Thompson	G	6-5	190	Jr.	Angleton, TX (Brewster Academy)
15	Ben Knox	C	6-10	221	RFr.	Arlington, TX (Grace Prep Academy)
20	Collin Mangrum	G	6-5	190	Jr.	Howe, TX (Howe HS)
21	Shannon Shorter	G	6-4	200	Jr.	Houston, TX (Paris JC)
23	Richard Thomas	G	6-5	190	Jr.	Rosedale, NY (Garden City CC)
24	Kedrick Hogans *	F	6-7	215	Jr.	New Orleans, LA (Karr HS)
25	Eric Tramiel	F	6-7	230	Sr.	Shreveport, LA (Paris JC)
30	Jacob Holmen	F	6-8	220	Fr.	Whitehouse, TX (Whitehouse HS)
32	Jamie Egenti	F	6-8	265	Jr.	Watauga, TX (North Lakes College)
32	Tyler Hall	G	6-2	175	So.	Pampa, TX (Pampa HS)
42	Cameron Spencer	F	6-8	274	Jr.	Orange, TX (Southern Methodist)

* Expected to redshirt the 2009-10 season

Head Coach: Johnny Jones (9th season)
Assistant Coaches: Shawn Forrest, Bill Foy, Charlie Leonard

PRONUNCIATION GUIDE

- 3 Alzee (Al-Z)
- 4 Odufuwa (OH-doo-foo-WAH)
- 11 Antwone (Ann-Twah-N)
- 25 Tramiel (Truh-Meal)

NORTH TEXAS VS THE NCAA

Category	Rank	Stat
Scoring	70	74.6
Scoring Def	253	71.8
Margin	137	2.8
FG%	76	45.8
FG% Def	248	44.4
3FG	238	5.5
3-FG %	212	32.6
3-FG Def	122	32.9
FT %	46	72.8
Reb. Margin	97	2.9
Assists	228	12.2
A/TO	257	0.81
Blocks	190	3.1
Steals	324	4.7
Turnovers	245	15.0
TO Margin	293	-2.3
Fouls	124	18.0

NT IN TOP 250 INDIVIDUAL STATS

NT Player	Stat	Number	Rank
Thompson	3FGM	2.0	231
	FT%	80.9	131
White	FT%	79.8	161
	APG	3.9	160
Odufuwa	RPG	10.4	15

SUN BELT PRESEASON ALL-CONFERENCE TEAMS

First Team

Desmond Yates, Middle Tennessee
 Nate Rohnert, Denver
Eric Tramiel, North Texas
 Brandon Hazzard, Troy
 A.J. Slaughter

Second Team

Chris Gradnigo, Louisiana-Lafayette
Josh White, North Texas
 Richard Delk, Troy
 Sergio Kersch, WKU
 Steffphon Pettigrew, WKU

Third Team

Donald Boone, Arkansas State
 Tony Hooper, Louisiana-Monroe
 Malcolm Thomas, Louisiana-Monroe
 Michael Vogler, Troy
 Jeremy Evans, WKU

SUN BELT PRESEASON COACHES' POLL

East Division

1. Western Kentucky77 (12)
2. Troy62 (1)
3. Middle Tennessee.....53
4. South Alabama40
5. Florida Atlantic.....21
6. Florida International.....20

West Division

1. North Texas.....85 (9)
2. Denver.....73 (1)
3. Louisiana-Lafayette.....56 (1)
4. UALR53 (1)
5. ULM45 (1)
6. Arkansas State36
7. New Orleans.....17

Johnson Injured - North Texas will unfortunately be without the services of Dominique Johnson for the remainder of the year. The senior led the squad with 120 assists in 2008-09, but broke a bone in his ankle in the second half of the Rice game. Johnson had played in just four games this year due to a preseason shoulder injury.

Pressure Pit - The Mean Green has made the Super Pit one of the nation's toughest places to play. NT won a school-record 15 home games in 2007-08, and has won 59 games at the Super Pit over the last five years - the most in any period in school history. As a matter of fact, no other team in the Sun Belt has won more home games since 2006-07 than the Mean Green.

SBC Teams At Home Since 2006-07 (as of 2/8)

Team	Home Wins
North Texas.....	49
Western Kentucky	47
South Alabama.....	45

Eighty Or Bust - One of the highest scoring teams in the nation, North Texas is deadly when it reaches 80 points. The Mean Green ranked 31st in the nation with 77.3 points per game last year, and is 72-16 all-time under Johnny Jones when scoring 80 or more.

Best In The West- North Texas was tabbed as the favorite in the Sun Belt West Division in every major preseason publication, as well as the league's coaches in the SBC's annual Preseason Poll. NT was picked alone atop the West Division for the first time since joining the league in 2000. The Mean Green garnered the top spot with a league-high 85 points, and nine first place votes. NT was picked in a tie with UALR for the West's top spot in last year's poll.

Mean Green 20/20/20 - NT finished last season with a 20-12 mark, giving the program back-to-back-to-back 20-win seasons for the first time since 1976-78. NT is one of only three teams in the Sun Belt (South Alabama & Western Kentucky) and three in the state of Texas (Texas & Texas A&M) to win at least 20 games in each of the last three years. The Mean Green had won a total of 20 games in the four years prior to Johnny Jones' arrival.

Air Time - NT is slated to appear on television 17 times in the 2009-10 regular season, including a four-pack of nationally televised games. North Texas will appear on FSN-Southwest in its Big XII showdowns with Oklahoma State and Texas A&M on Nov. 21 and Dec. 7. The Sun Belt Network will air the Mean Green's games against UALR on Feb. 20 and ULM on Feb. 27. Every North Texas home game can be seen locally in Denton on NTTV. The Mean Green will have additional chances for televised games at the SBC Tourney.

Deadly From Downtown - One of the all-time great three-point shooting programs, North Texas has now hit a three-pointer in each game dating back to the 1987-88 season - a span of 625 games.

92nd Season - North Texas is playing its 92nd season of basketball, compiling an all-time record of 1,014-1,168-1. North Texas State Normal College, as the school was known in 1917, played its first basketball game on January 17 in a 25-23 loss at home to SMU. Since then, North Texas has hauled in 16 conference titles (14 regular season and two tournament championships) and three postseason appearances (NCAA in 1988, 2007 and NAIA in 1943).

MEAN GREEN RADIO & TV

Every North Texas game will be carried on the Mean Green Radio Network. NT graduate and 1310 The Ticket (KTCK-AM) personality George Dunham will handle the play-by-play duties, with Deputy Athletic Director Hank Dickenson providing analysis. All MGRN broadcasts can be heard in Denton on 88.1 KNTU-FM, in the DFW area on 100.7 KWRD-FM and in Tyler/Longview on 100.7 KPXI-FM.



Each week you can watch the Mean Green Insider TXA-21, Fox College Sports Central, NTTV and on-demand at MeanGreenSports.com. The 30-minute show will feature North Texas head coach Johnny Jones along with special features on Mean Green players. The Mean Green Insider can be seen on TXA-21 at 6 a.m. on Saturday's, Fox College Sports Central on Fridays at 6 p.m., on NTTV, channel 22 in Denton every Wednesday.

NORTH TEXAS' RECORD WHEN

Overall	15-8
Home.....	9-2
Road	6-6
Neutral.....	0-0
Leading at half.....	12-0
Trailing at half.....	1-8
Tied at half	2-0
Overtime.....	1-1
Last minute lead change.....	3-1
One or two-point games.....	5-1
Outshoots Opponent.....	13-1
Outshot by Opponent.....	2-7
More rebounds.....	7-4
Less Rebounds.....	7-3
More offensive boards.....	4-5
Less offensive boards.....	8-2
More turnovers.....	7-7
Less turnovers.....	5-1
Player(s) foul out.....	7-5
Opponent(s) foul out.....	8-3
Has technical foul.....	1-1
Opponent technical foul.....	3-1

Scores:

59 and under	0-1
60-69	3-3
70-79	5-4
80-89	5-0
90-99	1-0
100+	1-0

Opponent Scores:

59 and under	2-0
60-69	8-1
70-79	3-4
80-89	1-3
90-99	1-0
100+	0-0

Shoots:

Under 35%.....	0-1
35-39%.....	1-2
40-44%.....	4-3
45-49%.....	5-2
50%+.....	5-0

Opponent Shoots:

Under 35%.....	0-0
35-39%.....	5-0
40-44%.....	6-0
45-49%.....	3-3
50%+.....	1-5

Free Throws:

Under 60%.....	1-1
60-69%.....	3-2
70-79%.....	8-4
80+%.....	3-1

Free Throw Attempts:

Under 20 Attempts.....	0-3
20-29	12-1
30-39	2-4
40-49	0-0
50+	1-0

Field Goal Attempts:

Under 50 FGA.....	4-2
50-59 FGA.....	9-5
60-69 FGA.....	2-1
70+ FGA	0-0

Season Streaks

Longest Win Streak.....	3
Longest Losing Streak	2
Current Streak	W 2
Last 10.....	6-4
Largest Lead.....	29 vs. Univ. of the Southwest
Largest Deficit.....	19 vs. Texas A&M
Largest Deficit Overcome	16 vs. FIU
Largest Unanswered Streak.....
.....	14-0 vs. Univ. of the Southwest
Opp. Largest Unanswered Streak.....	11-0 vs. Texas A&M,
..... Texas Southern, ULL
With Seroka (since 08-09).....	26-11

MEAN GREEN ACCOLADES AND HONORS

North Texas

- Sun Belt Preseason Poll's West Division leader
- Named the Sun Belt West's best preseason squad by ESPN Blue Ribbon, Sporting News, Athlon, Yahoo and Lindy's, among other publications

Eric Tramiel

- Preseason All-Sun Belt Conference First-Team
- Preseason All-Sun Belt team - Sporting News, Athlon, Yahoo, Lindy's (2nd team)
- 2008-09 Third-Team All-Sun Belt

Josh White

- Preseason All-Sun Belt Conference Second-Team
- 2009 Sun Belt All-Tournament team

STARTING LINEUPS & RECORDS

Game	1	2	3	4	5	Result
Cameron	White	Shorter.....	Thompson	Tramiel	Odufuwa.....	W 80-62
UT Arlington.....	White	Shorter.....	Thompson	Tramiel	Odufuwa.....	W 101-99 2OT
Oklahoma State	White	Shorter.....	Thomas	Tramiel	Odufuwa.....	L 82-68
Jackson State	White	Thompson	Thomas	Tramiel	Odufuwa.....	W 68-58
Boise State.....	White	Thompson	Thomas	Tramiel	Odufuwa.....	L 79-73
Univ Southwest.....	White	Thompson	Thomas	Holmen	Odufuwa.....	W 91-62
Rice	White	Thompson	Thomas	Tramiel	Holmen	W 64-62
Texas A&M.....	White	Thompson	Thomas	Tramiel	Odufuwa.....	L 75-65
ULM	White	Thompson	Thomas	Tramiel	Odufuwa.....	W 79-62
Florida International... ..	White	Thompson	Thomas	Tramiel	Odufuwa.....	L 80-70 OT
Southeastern Louisiana	White	Thompson	Thomas	Tramiel	Odufuwa.....	W 71-61
Texas Southern.....	White	Thompson	Mangrum.....	Tramiel	Odufuwa.....	W 71-69
UALR	White	Thompson	Mangrum.....	Holmen	Odufuwa.....	W 83-78
Arkansas State	White	Thompson	Mangrum.....	Holmen	Odufuwa.....	L 71-56
Louisiana-Lafayette... ..	White	Thompson	Shorter.....	Holmen	Odufuwa.....	L 74-72
New Orleans	White	Shorter.....	Thomas	Holmen	Odufuwa.....	W 71-57
Troy	White	Shorter.....	Thomas	Holmen	Odufuwa.....	W 75-72
Arkansas State	White	Shorter.....	Thomas	Holmen	Odufuwa.....	L 83-70
South Alabama	White	Thompson	Shorter.....	Tramiel	Odufuwa.....	W 86-78
Western Kentucky	White	Thompson	Shorter.....	Tramiel	Odufuwa.....	W 84-83 OT
Middle Tennessee.....	White	Thompson	Shorter.....	Tramiel	Odufuwa.....	L 69-64
Florida Atlantic.....	White	Thompson	Shorter.....	Tramiel	Odufuwa.....	W 86-69
Florida International... ..	White	Thompson	Shorter.....	Tramiel	Odufuwa.....	W 68-66
New Orleans
Denver.....
Houston Baptist.....
UALR.....
Louisiana-Lafayette.....
ULM

MEAN GREEN MILESTONE GAMES

Double Figure Points

Josh White	18
George Odufuwa.....	17
Tristan Thompson	16
Eric Tramiel	14
Shannon Shorter	8
Jacob Holmen.....	5
Richard Thomas	4
Dominique Johnson	1
Collin Mangrum.....	1
Alzee Williams.....	1

Double-Doubles

George Odufuwa.....	9
Shannon Shorter.....	1
Eric Tramiel	1

20+ Point Games

Tristan Thompson	6
Josh White	3
Eric Tramiel	2
George Odufuwa.....	1

30+ Point Games

Josh White	1
------------------	---

Three Or More Blocks

George Odufuwa.....	3
Eric Tramiel	1

Double Figure Rebounds

George Odufuwa.....	10
Shannon Shorter	1
Eric Tramiel	1

Five Or More Assists

Josh White	9
Shannon Shorter	4
Tristan Thompson	1

THE LAST TIME A MEAN GREEN PLAYER ...

Had 30 or more points

35 - Josh White vs. UT Arlington, 11/18/09

Had 15 or more rebounds

16 - George Odufuwa vs. Western Kentucky, 1/28/10

Had 10 or more assists

13 - Terence White vs. Texas A&M Corpus Christi, 2/02/00

Had 5 or more blocks

5 - Jeffrey Simpson vs. UALR, 3/03/06

Had 5 or more steals

5 - Rich Young vs. Rice, 11/18/06

Made 90% or more FGA (min 5 att)

1.000 - Alzee Williams vs. FAU (5-5), 2/4/10

Made 80% or more FGA (min 5 att)

.833 - George Odufuwa vs. FAU (5-6), 2/4/10

.833 - Shannon Shorter vs. FAU (5-6), 2/4/10

.778 - Eric Tramiel vs. FAU (7-9), 2/4/10

Made 70% or more FGA (min 5 att)

.714 - Eric Tramiel vs. ASU (5-7), 1/16/10

Made 100% FTA (min 5 att)

1.000 - Tristan Thompson (5-5), 1/28/10

Made 90% or more FTA (min 5 att)

.900 - Josh White vs. FAU (9-10), 2/4/10

Made 8 or more 3PT's

8 - Joe Ervin vs. Arkansas, 12/30/98

Had a double-double (pts/rbs)

George Odufuwa vs. FIU (11 pts / 11 reb), 2/6/10

Had consecutive double-doubles (pts/rbs)

4 - George Odufuwa vs. ASU (1/16/10), USA (1/21/10), WKU (1/28/10), MTSU (1/30/10)

Had a double-double (pts/asst)

Terence White vs. Texas A&M-CC (15 pts /13 asst), 12/2/00

Had a triple-double (pts/rbs/asst)

Jesse Ratliff vs. Sam Houston St. (20pts/16reb/10asst), 2/13

Had a perfect shooting night (min 5 fg & ft att)

Tristan Thompson vs. Sam Houston St. (6-6 fg/2-2 3fg/6-6 ft), 12/3/08

THE LAST TIME A MEAN GREEN TEAM ...

Scored 100 or more points

101 - vs. UT Arlington, 11/18/09

Allowed 100 or more points

100 - vs. Oklahoma State, 11/17/08

Scored 50 or fewer points

48 - vs. Princeton, 12/05/98

Held an opponent under 50 points

40 - vs. ULM, 2/20/08

Won an overtime game

84-83 (OT) - vs. Western Kentucky, 1/28/10

Had 50 or more rebounds

50 - vs. Cameron, 11/13/09

Had 20 or more assists

23 - vs. UALR, 12/31/09

Had 10 or more steals

10 - vs. Middle Tennessee, 1/27/08

Had 5 or more blocks

5 - vs. FIU, 2/6/10

Five or more players in double-figures

5 - vs. Florida Atlantic, 2/4/10

Made 60% or higher FGs

.638 - vs. Florida Atlantic (30-47), 2/4/10

Made 50% or higher 3pt FGs

.533 - vs. ULM (8-15), 12/13/09

Made 90% or higher FTs

.905 - vs. UT Arlington (19-21), 12/29/08

NORTH TEXAS RECORDS WATCH

Career Scoring

12.....1,166	Willie Davis	1965-68
13.....1,119	Jim Mudd	1959-60
14.....1,092	Joe Hamilton	1969-70
15.....1,091	Josh White	2008-Pr
16.....1,090	Joe Manning	1978-79
17.....1,012	Deon Hunter	1987-89
18.....1,002	David Vasher	1979-82
19.....996	Rubin Russell	1965-67
20.....990	David Burns	1962-65
21.....968	Delonte Taylor	1980-82
22.....954	Pat Kelley	1950-53
23.....931	Bobby Iverson	1972-74
24.....910	Crest Whitaker	1968-70
25.....909	Quincy Williams	2004-08
26.....907	Terry Bailey	1974-76
27.....900	Al Shumate	1969-71
28.....889	Waymond Lister	1975-79
29.....888	Ronnie Morgan	1987-90
30.....886	Tristan Thompson	2008-Pr
31.....860	Adam Smith	1993-95
32.....844	Carl Jones	1973-76

Career Free Throw Percentage (min. 90 att)

1.....87.08	Garland Bailey	1963-64
2.....84.86 (314-370)	Josh White	2008-Pr
3.....82.93 (102-123)	Dominique Johnson	2009-Pr
4.....82.38	Leonard Hopkins	2002-05
5.....81.91	Tom Etchison	1994-95
6.....81.62	Joe Hamilton	1969-70
7.....81.52	Jon Manning	1978-79
8.....79.82 (265-332)	Tristan Thompson	2008-Pr
9.....79.31	Donell Hayden	1991
10.....79.19	Cedric Carson	1991-92

Career Field Goal Percentage

1.....585	John Horrocks	1981-83
2.....581	Terry Bailey	1974-76
3.....576 (221-384)	Eric Tramiel	2009-Pr
4.....570	Will Smith	2000-04
5.....559	Adam Smith	1993-95
6.....555	Jeffrey Simpson	2004-06
7.....554	Sean Riley	1995-97
8.....543	Keith Wooden	2006-08
9.....540	Keenan DuBose	1985-87
10.....539	Xavier Henton	1991-94
11.....532 (91-171)	Kedrick Hogans	2008-Pr
12.....531	Michael DeGrate	2002-04

Career 3-Point Percentage

1.....431	George King	1993-96
2.....413	Chad Elstun	1995-97
3.....406	Rich Young	2005-07
4.....402 (47-117)	Dominique Johnson	2009-Pr
5.....391 (101-258)	Tristan Thompson	2008-Pr
.....391	Calvin Watson	2003-07
.....391	Adam McCoy	2007-09
8.....383 (127-332)	Josh White	2008-Pr
9.....377	Collin Dennis	2007-09
10.....376	Isaac Hines	2004-06

Career 3-Pointers

6.....136	Leonard Hopkins	2001-05
7.....132	Chad Elstun	1995-97
8.....127	Josh White	2008-Pr
9.....112	Tom Etchison	1993-95
10.....106	Kendrick Davis	2005-07
11.....105	Ray Schufford	1989-91
.....101	Tristan Thompson	2008-Pr

LAST TIME vs NEW ORLEANS

New Orleans vs North Texas
01/09/10 4:00 p.m. at The Super Pit - Denton, Texas

New Orleans 57 • 6-11, 1-5

##	Player	f	Total		3-Ptr		Rebounds			PF	TP	A	TO	Blk	Stl	Min
			FG-FGA	FT-FTA	FG-FGA	FT-FTA	Off	Def	Tot							
04	Mpondo, Johann	f	3-7	1-2	0-0	0-0	2	1	3	2	7	1	1	0	0	24
45	Hart, Ejike	f	2-6	0-0	0-0	0-0	4	2	6	3	4	0	0	0	0	25
14	Carmouche, Charles	c	5-16	4-6	1-2	1-2	1	6	7	4	15	0	4	0	4	35
00	Blair, Carl	g	3-8	8-8	1-2	1-2	2	6	8	4	15	2	3	0	1	34
15	McDonald, Devin	g	3-7	1-2	1-4	1-2	0	3	3	4	8	0	2	0	2	30
05	Damachoua, Destin		0-0	0-0	0-0	0-0	0	0	0	1	0	0	1	0	0	2
13	Tyrna, Jaroslav		1-3	0-0	0-1	0-0	0	3	3	3	2	0	1	0	0	20
22	Diggs, Quincy		1-3	1-2	1-3	1-2	1	1	2	0	4	1	1	0	1	24
55	Lewis, J.L.		1-1	0-0	0-0	0-0	0	0	0	2	2	0	1	0	0	6
Team							1	5	6			1				
Totals			19-51	15-20	4-12	4-12	11	27	38	23	57	4	15	0	8	200

FG % 1st Half: 9-26 34.6% 2nd half: 10-25 40.0% Game: 19-51 37.3%
 3FG % 1st Half: 1-4 25.0% 2nd half: 3-8 37.5% Game: 4-12 33.3%
 FT % 1st Half: 8-12 66.7% 2nd half: 7-8 87.5% Game: 15-20 75.0%

Deadball Rebounds 0

North Texas 71 • 10-6, 3-3

##	Player	f	Total		3-Ptr		Rebounds			PF	TP	A	TO	Blk	Stl	Min
			FG-FGA	FT-FTA	FG-FGA	FT-FTA	Off	Def	Tot							
04	Odufuwa, George	f	4-7	1-4	0-0	0-0	3	6	9	4	9	1	2	0	1	18
30	Holmen, Jacob	f	0-6	1-2	0-0	0-0	3	3	6	2	1	1	3	0	2	24
10	White, Josh	g	5-12	9-11	2-5	2-5	0	0	0	1	21	4	1	0	1	35
21	Shorter, Shannon	g	3-7	1-1	0-1	0-1	2	3	5	2	7	1	3	1	1	32
23	Thomas, Richard	g	3-7	0-2	1-3	1-3	0	5	5	2	7	0	1	1	0	25
03	Williams, Alzee		0-1	1-2	0-1	0-1	0	1	1	0	1	0	0	0	0	5
11	Matlock, Antwone		0-0	0-0	0-0	0-0	0	0	0	1	0	0	0	0	0	1
12	Goff, Nick		0-0	0-0	0-0	0-0	0	0	0	0	0	0	0	0	0	1
14	Thompson, Tristan		6-9	3-4	3-5	3-4	1	2	3	1	18	2	0	0	0	23
15	Knox, Ben		0-1	0-0	0-0	0-0	0	2	2	0	0	0	0	0	0	14
20	Mangrum, Collin		2-4	0-0	1-3	1-3	0	1	1	1	5	0	2	0	1	12
42	Spencer, Cameron		1-1	0-0	0-0	0-0	1	3	4	2	2	0	0	1	0	10
Team							1	0	1							
Totals			24-55	16-26	7-18	7-18	11	26	37	16	71	9	12	3	6	200

FG % 1st Half: 13-28 46.4% 2nd half: 11-27 40.7% Game: 24-55 43.6%
 3FG % 1st Half: 4-10 40.0% 2nd half: 3-8 37.5% Game: 7-18 38.9%
 FT % 1st Half: 6-7 85.7% 2nd half: 10-19 52.6% Game: 16-26 61.5%

Deadball Rebounds 3

Officials: Kerry Sitton, Jon Stigliano, Quinton Reece
 Technical fouls: New Orleans-Blair, Carl. North Texas-None.
 Attendance: 2273

Score by periods	1st	2nd	Total
New Orleans	27	30	57
North Texas	36	35	71

Points	In Paint	Off T/O	2nd Chance	Fast Break	Bench
UNO	18	8	11	2	8
NT	26	16	13	4	26

Last FG - UNO 2nd-00:45, NT 2nd-03:00.
 Largest lead - UNO by 3 1st-05:59, NT by 20 2nd-02:41.

Score tied - 4 times.
 Lead changed - 4 times.

JOHNNY JONES head coach

Age: 48
Alma Mater: Louisiana State ('85)
Record: 141-120 (9th Season)
Overall Record: 156-136 (10th season)
Previous Job: Alabama Asst. Coach (2000-01)
Playing Experience: LSU (1980-84)
Hometown: DeRidder, Louisiana
 DeRidder High School (1976-80)

Jones Coaching Experience

Year	School	Position
2001-Cur.	North Texas	Head Coach
2000-01	Alabama	Asst. Coach
1999-00	Memphis	Interim Head Coach
1997-99	Memphis	Assoc. Head Coach
1994-97	LSU	Assoc. Head Coach
1984-94	LSU	Asst. Coach
1987-88	LSU	Admin. Asst.

Jones Year-by-Year

Year	Overall	Conf.	Finish
2001-02	15-14	8-7	4th-West
2002-03	7-21	2-13	6th-West
2003-04	13-15	8-7	3rd West
2004-05	14-14	6-9	T4th-West
2005-06	14-14	6-9	T4th-West
2006-07	23-11	10-8	3rd West*
2007-08	20-11	10-8	3rd West
2008-09	20-12	11-7	2nd West
2009-10	15-8	8-5	
Totals	141-120	69-73	

* Sun Belt Tournament Champion

North Texas Career Coaching Wins

Coach	Wins	Seasons
Pete Shands	224	22
Johnny Jones	141	9th
Bill Blakeley.....	134	8
Jimmy Gales.....	84	7



- **April 16, 2001** - Jones named 16th head coach in North Texas history, taking over for Vic Trilli who compiled a 20-87 record in four years.
- **Nov. 16, 2001** - Jones won his first game as head coach at North Texas, defeating Southwest Missouri State 79-77 at the Super Pit.
- **March 1, 2002** - Jones and the Mean Green defeated Florida International in the Sun Belt Conference Tournament. The game marked NT's first ever victory in the SBC Tournament and its first in any conference tournament since the 1995-96 season.
- **March 2, 2002** - North Texas ended the season with a 15-14 record to give the Mean Green its first winning season in six years. NT posted the nation's third best one season improvement in winning percentage for 2000-01 to 2001-02.
- **Dec. 7, 2002** - Jones led the Mean Green to a victory over Winthrop at the Brother's Air and Heat Championship game, giving North Texas its first regular-season tournament title in more than 20 years.
- **Dec. 6, 2003** - North Texas picked up its biggest margin of victory in school history in a 109-49 win over Hardin-Simmons.
- **Nov. 9, 2005** - Jones and his staff signed four players on the first day of the early signing period and, includ-

- ing Arizona State transfer Keith Wooden, had the 29th ranked class in the nation for the early signing period according to Hoop Scoop.
- **Nov. 18, 2005** - Jones won his 50th game at North Texas with the victory over Hardin-Simmons in the season opener.
- **Nov. 12, 2006** - In what is being referred to as his signature win, Jones' Mean Green toppled NIT participant Charlotte 90-72 on the road.
- **Dec. 19, 2006** - Jones leads the Mean Green to another program first - its first win over Western Kentucky in eight tries.
- **Feb. 15, 2007** - Jones scores his 80th victory at North Texas, passing John Reid for fourth all-time.
- **March 6, 2007** - Jones gives NT its first-ever Sun Belt Conference title with an 83-75 win over Arkansas State.
- **March 16, 2007** - North Texas plays in its first NCAA Tournament game since 1988, falling to Memphis 73-58 in the opening round.
- **Nov. 11, 2007** - In front of the largest Super Pit crowd since 1980 (6,793), Jones and the Mean Green knocked off Oklahoma State 82-73.
- **Dec. 1, 2007** - Down 21 points at New Mexico State with 14:20 remaining, Jones and the Mean Green engineer

- the biggest comeback in school history. NT beat the Aggies 75-72 in regulation.
- **Feb. 2, 2008** - Jones records his 100th win at North Texas with a 60-57 victory over Florida International. Only Bill Blakeley reached the milestone faster at NT.
- **Feb. 20, 2008** - North Texas records one of the most lopsided road victories in school history in a 72-40 drubbing of Louisiana at Monroe. It is the largest margin of defeat in Fant-Ewing Coliseum history, and the least amount of points by an NT opponent since 1994.
- **March 5, 2008** - A win over Arkansas State in the Sun Belt Conference opening round secures a second straight 20-win season for the Mean Green.
- **Dec. 31, 2008** - Jones coaches the 250th game of his career, which has spanned eight seasons at NT and Memphis. Jones has amassed a 129-121 record.
- **Feb. 26, 2009** - With a win over Arkansas State, North Texas secured its 10th conference win for a third straight season, a feat not seen at NT since 1924-27.
- **Nov. 18, 2009** - Broke the 14-year hold UT Arlington had on North Texas with a 101-99 double OT win. The Mavericks had won the previous five meetings.
- **Dec. 31, 2009** - In the last game of the decade, Jones passes Bill Blakeley for 2nd place in school history in career victories with 135 wins.


1 DOMINIQUE JOHNSON

5-10 • 162 • Sr. • G • 1L • Kansas City, Mo. (Arkansas-Fort Smith)

Expected to miss the remainder of 2009-10 with a broken ankle ... 15 points in 16 minutes in Rice win before leaving with an ankle injury ... Had 9 assists to 4 turnovers ... 2008-09: Finished his first season at NT ranked ninth in school history in assists with 120 ... 120 assists are the most by an NT player since 1999, and ranked 6th in SBC ... 1.69 A/TO ratio ranked 123rd in nation ... Needs just 106 assists to reach NT's career top 10 list ... 83.8 FT% ranked second on the squad and 60th in the nation ... One of four NT players to average double figures (11.0 ppg) ... Posted two 20-point efforts.

CAREER HIGHS

Points: 20, last vs. WKU (3/09/09)
 FG Made: 8, last vs. WKU (3/09/09)
 3-FG Made: 4, last vs. WKU (3/09/09)
 FT Made: 9 vs. Indiana St. (11/23/08)
 Assists: 7, last vs. ULL (2/7/09)
 Rebounds: 6 vs. Arkansas St. (1/10/09)
 Steals: 3, last vs. Denver (1/15/09)
 Blocks: 1, last vs. JSU (11/24/09)
 Minutes: 48 vs. Arkansas St. (1/10/09)



Opponent	Date	gs	min	Total		3-Pointers		Free throws		Rebounds				pf	a	t/o	blk	stl	pts	avg
				fg-fga	pct	3fg-fga	pct	ft-fga	pct	off	def	tot	avg							
at UT Arlington	11/18/09		15	1-5	.200	0-2	.000	1-2	.500	0	1	1	1.0	2	3	1	0	1	3	3.0
at Oklahoma State	11/21/09		19	2-6	.333	0-1	.000	5-6	.833	0	3	3	2.0	1	1	0	0	0	9	6.0
JACKSON STATE	11/24/09		10	0-2	.000	0-1	.000	0-0	.000	0	2	2	2.0	2	2	1	0	0	0	4.0
at Rice	12/05/09		16	5-6	.833	3-4	.750	2-2	1.000	0	1	1	1.8	1	3	1	0	2	15	6.8
Totals		0	60	8-19	.421	3-8	.375	8-10	.800	0	7	7	1.8	6	9	4	1	3	27	6.8

Games played: 4
 Minutes/game: 15.0
 Points/game: 6.8
 FG Pct: 42.1
 3FG Pct: 37.5
 FT Pct: 80.0

Rebounds/game: 1.8
 Assists/game: 2.3
 Turnovers/game: 1.0
 Assist/turnover ratio: 2.3
 Steals/game: 0.8
 Blocks/game: 0.3

CAREER STATS

Season	gp-gs	min/avg	Total		3-Point		F-Throws		Rebounds				Scoring							
			fg-fga	pct	fg-fga	pct	ft-fga	pct	off	def	tot	avg	pf	fo	ast	to	blk	stl	pts	avg
2008-09	32-24	970/30.3	107-252	.425	44-109	.404	93-111	.838	22	77	99	3.1	56	0	120	71	1	35	351	11.0
2009-10	4-0	60/15.0	8-19	.421	3-8	.375	8-10	.800	0	7	7	1.8	6	0	9	4	1	3	27	6.8
TOTAL	36-24	1030/28.6	115-271	.424	47-117	.402	101-121	.835	22	84	106	2.9	62	0	129	75	2	38	378	10.5


3 ALZEE WILLIAMS

6-4 • 168 • Fr. • G • HS • Dallas (Mississippi Elite Christian Academy)

Made key defensive stop in win over FIU ... Exploded for a career-high 12 points on 5-of-5 shooting in NT's win over FAU ... Averaging 8.2 minutes spelling Josh White ... Notched a steal and an assist at ASU ... Has 5 point outings vs UTA and Jackson State, and 4 points in 7 minutes vs SLU ... Tallied an assist and a block at UALR ... 2008-09: Honed his shooting game at Miss. Elite Christian Academy, averaging over 20 ppg ... Was the District 13-4A MVP as a senior at Lincoln High School ... Ranked by TexasHoops.com as the No. 117th best player in the class of '08.

CAREER HIGHS

Points: 12 vs. FAU (2/4/10)
 FG Made: 5 vs. FAU (2/4/10)
 3-FG Made: 1 vs. JSU (11/24/09)
 FT Made: 3 vs. UTA (11/18/09)
 Assists: 1, last vs. ASU (1/2/10)
 Rebounds: 2, last vs. USW (12/2/09)
 Steals: 1, last vs. ASU (1/2/10)
 Blocks: 1, last vs. UALR (12/31/09)
 Minutes: 23 vs. UTA (11/18/09)



Opponent	Date	gs	min	Total		3-Pointers		Free throws		Rebounds				pf	a	t/o	blk	stl	pts	avg	
				fg-fga	pct	3fg-fga	pct	ft-fa	pct	off	def	tot	avg								
CAMERON	11/13/09		14	1-2	.500	0-1	.000	0-0	.000	0	1	1	1.0	1	0	0	0	0	2	2.0	
at UT Arlington	11/18/09		23	1-2	.500	0-1	.000	3-4	.750	1	1	2	1.5	4	0	1	0	1	5	3.5	
at Oklahoma State	11/21/09		3	0-0	.000	0-0	.000	0-0	.000	0	0	0	1.0	1	0	1	0	0	0	2.3	
JACKSON STATE	11/24/09		10	2-3	.667	1-2	.500	0-0	.000	0	2	2	1.3	2	0	0	0	0	5	3.0	
at Boise State	11/28/09		7	0-2	.000	0-1	.000	0-0	.000	0	0	0	1.0	0	0	0	0	0	0	2.4	
UNIVERSITY OF THE SO	12/02/09		16	0-4	.000	0-2	.000	1-2	.500	0	2	2	1.2	1	1	1	1	1	1	2.2	
at Rice	12/05/09		12	1-2	.500	0-0	.000	0-0	.000	0	1	1	1.1	0	0	1	0	0	2	2.1	
at Texas A&M	12/07/09		3	0-0	.000	0-0	.000	0-0	.000	0	0	0	1.0	0	0	1	0	0	0	1.9	
ULM	12/13/09		4	0-4	.000	0-1	.000	0-0	.000	0	0	0	0.9	0	0	0	0	0	0	1.7	
FIU	12/20/09		10	0-2	.000	0-2	.000	0-0	.000	0	1	1	0.9	1	0	0	1	0	0	1.5	
SOUTHEASTERN	12/22/09		7	1-3	.333	0-2	.000	2-2	1.000	0	0	0	0.8	0	0	1	0	0	4	1.7	
TEXAS SOUTHERN	12/28/09		5	0-2	.000	0-1	.000	0-0	.000	0	1	1	0.8	1	0	1	0	1	0	1.6	
at UALR	12/31/09		6	0-2	.000	0-2	.000	0-0	.000	0	0	0	0.8	0	1	0	1	0	0	1.5	
at Arkansas State	1/2/10		18	0-3	.000	0-2	.000	1-2	.500	0	0	0	0.7	2	1	2	0	1	1	1.4	
at Louisiana	01/07/10		4	0-0	.000	0-0	.000	0-0	.000	0	0	0	0.7	1	0	0	0	0	0	1.3	
NEW ORLEANS	01/09/10		5	0-1	.000	0-1	.000	1-2	.500	0	1	1	0.7	0	0	0	0	0	1	1.3	
at Troy University	1/14/10		3	0-0	.000	0-0	.000	0-0	.000	0	0	0	0.6	0	0	0	0	0	0	1.2	
ARKANSAS STATE	01/16/10		7	0-2	.000	0-1	.000	1-2	.500	1	0	1	0.7	0	0	1	0	0	1	1.2	
at Western Kentucky	01/28/10		4	0-1	.000	0-0	.000	0-0	.000	0	0	0	0.6	2	0	0	0	0	0	1.2	
at Middle Tennessee	1/30/10		3	0-0	.000	0-0	.000	0-0	.000	0	1	1	0.7	0	0	0	0	0	0	1.1	
FLORIDA ATLANTIC	02/04/10		8	5-5	1.000	0-0	.000	2-3	.667	0	1	1	0.7	1	0	0	0	0	12	1.6	
at FIU	02/06/10		11	0-3	.000	0-2	.000	0-0	.000	0	1	1	0.7	1	0	2	0	0	0	1.5	
Totals			0	183	11-43	.256	1-21	.048	11-17	.647	2	13	15	0.7	18	3	12	3	4	34	1.5

Games played: 22
 Minutes/game: 8.3
 Points/game: 1.5
 FG Pct: 25.6
 3FG Pct: 4.8
 FT Pct: 64.7

Rebounds/game: 0.7
 Assists/game: 0.1
 Turnovers/game: 0.5
 Assist/turnover ratio: 0.3
 Steals/game: 0.2
 Blocks/game: 0.1

4 GEORGE ODUFUWA

6-8 • 240 • Jr. • F • 1L • Dallas, Texas (Arizona State)

Is just one rebound shy of a double-double in six straight games ... One of 24 players in the nation averaging a double-double ... Leads the Sun Belt and ranks 15th in the NCAA in rebounding ... Has at least 9 rebounds in each of the last 10 games ... Career-high 20 points on 8-of-9 shooting at UALR ... 11th career double double at FIU ... Hauled in 24 rebounds vs Cameron, making him the 9th player in the NCAA since 2005-06 to grab 24 boards ... Career-high 16 points vs UTA ... 2008-09: 18 boards vs. Troy are most by an SBC player in 2008-09 ... ESPN The Magazine Academic All-District First Team.

CAREER HIGHS

Points: 20 vs. UALR (12/31/09)
 FG Made: 8 vs. UALR (12/31/09)
 3-FG Made: -
 FT Made: 8 vs. UTA (11/18/09)
 Assists: 4, last vs. ASU (1/16/10)
 Rebounds: 24 vs. Cameron (11/13/09)
 Steals: 3, last vs. UTA (11/18/09)
 Blocks: 4, last vs. FIU (12/20/09)
 Minutes: 44 vs. UTA (11/18/09)



Opponent	Date	gs	min	Total		3-Pointers		Free throws		Rebounds				pf	a	t/o	blk	stl	pts	avg	
				fg-fga	pct	3fg-fga	pct	ft-fga	pct	off	def	tot	avg								
CAMERON	11/13/09	*	29	4-10	.400	0-0	.000	4-7	.571	6	18	24	24.0	0	1	3	2	1	12	12.0	
at UT Arlington	11/18/09	*	44	4-4	1.000	0-0	.000	8-10	.800	1	10	11	17.5	3	1	4	3	3	16	14.0	
at Oklahoma State	11/21/09	*	34	4-7	.571	0-0	.000	3-4	.750	1	6	7	14.0	1	1	2	1	0	11	13.0	
JACKSON STATE	11/24/09	*	36	4-8	.500	0-0	.000	3-7	.429	4	7	11	13.3	2	0	1	2	2	11	12.5	
at Boise State	11/28/09	*	17	2-4	.500	0-0	.000	1-2	.500	2	2	4	11.4	3	3	3	0	0	5	11.0	
UNIVERSITY OF THE SO	12/02/09	*	18	1-5	.200	0-0	.000	2-2	1.000	3	6	9	11.0	3	0	4	0	0	4	9.8	
at Rice	12/05/09	*	28	1-2	.500	0-0	.000	2-5	.400	2	8	10	10.9	3	0	2	0	0	4	9.0	
at Texas A&M	12/07/09	*	31	5-8	.625	0-0	.000	2-4	.500	5	4	9	10.6	3	1	3	0	1	12	9.4	
ULM	12/13/09	*	33	4-7	.571	0-0	.000	5-9	.556	5	4	9	10.4	2	3	3	3	0	13	9.8	
FIU	12/20/09	*	32	6-7	.857	0-0	.000	0-2	.000	4	4	8	10.2	4	0	2	4	1	12	10.0	
SOUTHEASTERN	12/22/09	*	36	5-11	.455	0-0	.000	2-2	1.000	3	4	7	9.9	3	3	0	2	2	12	10.2	
TEXAS SOUTHERN	12/28/09	*	36	1-2	.500	0-0	.000	4-4	1.000	3	4	7	9.7	5	0	3	0	0	6	9.8	
at UALR	12/31/09	*	31	8-9	.889	0-0	.000	4-7	.571	2	6	8	9.5	4	3	2	0	1	20	10.6	
at Arkansas State	1/2/10	*	31	3-6	.500	0-0	.000	4-4	1.000	6	3	9	9.5	3	2	4	1	0	10	10.6	
at Louisiana	01/07/10	*	37	5-9	.556	0-0	.000	5-7	.714	4	8	12	9.7	3	0	2	1	0	15	10.9	
NEW ORLEANS	01/09/10	*	18	4-7	.571	0-0	.000	1-4	.250	3	6	9	9.6	4	1	2	0	1	9	10.8	
at Troy University	1/14/10	*	25	2-5	.400	0-0	.000	3-4	.750	3	6	9	9.6	2	3	0	0	0	7	10.5	
ARKANSAS STATE	01/16/10	*	33	6-7	.857	0-0	.000	4-4	1.000	2	10	12	9.7	5	4	4	0	2	16	10.8	
SOUTH ALABAMA	01/21/10	*	33	6-9	.667	0-0	.000	4-4	1.000	6	10	16	10.1	2	3	3	0	1	16	11.1	
at Western Kentucky	01/28/10	*	43	5-11	.455	0-0	.000	5-9	.556	7	9	16	10.4	3	2	3	0	1	15	11.3	
at Middle Tennessee	1/30/10	*	37	4-7	.571	0-0	.000	3-7	.429	1	12	13	10.5	4	2	1	1	0	11	11.3	
FLORIDA ATLANTIC	02/04/10	*	32	5-6	.833	0-0	.000	4-5	.800	0	9	9	10.4	3	1	5	1	0	14	11.4	
at FIU	02/06/10	*	34	4-6	.667	0-0	.000	3-6	.500	0	11	11	10.4	1	0	3	2	0	11	11.4	
Totals			22	728	93-157	.592	0-0	.000	76-119	.639	73	167	240	10.4	66	34	59	23	16	262	11.4

Games played: 23
 Minutes/game: 31.7
 Points/game: 11.4
 FG Pct: 59.2
 FT Pct: 63.9

Rebounds/game: 10.4
 Assists/game: 1.5
 Turnovers/game: 2.6
 Assist/turnover ratio: 0.6
 Steals/game: 0.7
 Blocks/game: 1.0

CAREER STATS

Season	gp-gs	min/avg	Total		3-Point		F-Throws		Rebounds				Scoring							
			fg-fga	pct	fg-fga	pct	ft-fga	pct	off	def	tot	avg	pf	fo	ast	to	blk	stl	pts	avg
2008-09	32-26	691/21.6	72-160	.450	0-0	.000	52-79	.658	67	143	210	6.6	101	4	31	51	21	29	196	6.1
2009-10	23-22	728/31.7	93-157	.592	0-0	.000	76-119	.639	73	167	240	10.4	66	2	34	59	23	16	262	11.4
TOTAL	55-48	1419/25.8	165-317	.521	0-0	.000	128-198	.646	140	310	450	8.2	167	6	65	110	44	45	458	8.3

10 JOSH WHITE

5-10 • 175 • Jr. • G • 2L • Baton Rouge, La. (Christian Life Academy)

Notched first career block vs. FAU ... Ranks 15th in NT history with 1,091 points ... Ranks 2nd in the Sun Belt in minutes per game at 36.3 ... 84.86 career FT% ranks second in NT history ... Has 127 career 3-pointers ... 18th player in NT history to reach 1,000 point mark ... Still averaging 19.0 ppg against Big XII opponents ... Has 56 career double-digit scoring games ... Posted a career-high 35 points at UTA, making him the 23rd player in NT history to reach 35 points ... Preseason Second Team All-Sun Belt ... 2008-09: Finished second in the nation with a 90.6 (96-of-106) FT% ... Earned All-Sun Belt Tournament honors.

CAREER HIGHS

Points: 35 vs. UTA (11/18/09)
 FG Made: 9, last vs. USW (12/2/09)
 3-FG Made: 6 vs Texas (12/5/07)
 FT Made: 15 vs. UTA (11/18/09)
 Assists: 7, last vs. FIU (2/6/10)
 Rebounds: 8 vs Okla. State (11/17/08)
 Steals: 3 vs Okla. State (11/14/07)
 Blocks: 1 vs. FAU (2/4/10)
 Minutes: 46, last vs. UTA (11/18/09)



Opponent	Date	gs	min	Total		3-Pointers		Free throws		Rebounds				pf	a	t/o	blk	stl	pts	avg	
				fg-fga	pct	3fg-fga	pct	ft-fta	pct	off	def	tot	avg								
CAMERON	11/13/09	*	30	6-9	.667	5-6	.833	2-3	.667	1	3	4	4.0	2	4	2	0	0	19	19.0	
at UT Arlington	11/18/09	*	46	9-14	.643	2-4	.500	15-18	.833	2	5	7	5.5	1	4	7	0	0	35	27.0	
at Oklahoma State	11/21/09	*	35	1-6	.167	0-3	.000	2-2	1.000	0	1	1	4.0	1	5	4	0	0	4	19.3	
JACKSON STATE	11/24/09	*	32	0-5	.000	0-2	.000	4-4	1.000	1	3	4	4.0	0	4	4	0	1	4	15.5	
at Boise State	11/28/09	*	34	9-16	.563	3-7	.429	2-2	1.000	0	3	3	3.8	2	6	3	0	0	23	17.0	
UNIVERSITY OF THE SO	12/02/09	*	32	9-11	.818	2-4	.500	1-1	1.000	0	2	2	3.5	2	5	1	0	1	21	17.7	
at Rice	12/05/09	*	38	2-5	.400	1-1	1.000	9-9	1.000	0	2	2	3.3	1	4	3	0	0	14	17.1	
at Texas A&M	12/07/09	*	38	5-13	.385	1-4	.250	4-6	.667	2	0	2	3.1	1	5	3	0	0	15	16.9	
ULM	12/13/09	*	37	4-6	.667	4-5	.800	3-4	.750	1	1	2	3.0	2	5	3	0	0	15	16.7	
FIU	12/20/09	*	40	3-10	.300	2-6	.333	5-10	.500	0	1	1	2.8	1	3	2	0	0	13	16.3	
SOUTHEASTERN	12/22/09	*	33	3-5	.600	1-3	.333	6-6	1.000	0	1	1	2.6	1	1	3	0	1	13	16.0	
TEXAS SOUTHERN	12/28/09	*	37	5-9	.556	2-4	.500	0-1	.000	0	0	0	2.4	0	2	2	0	1	12	15.7	
at UALR	12/31/09	*	36	3-10	.300	2-6	.333	5-6	.833	0	1	1	2.3	1	7	4	0	0	13	15.5	
at Arkansas State	1/2/10	*	39	3-12	.250	1-3	.333	2-3	.667	2	2	4	2.4	3	5	2	0	0	9	15.0	
at Louisiana	01/07/10	*	39	4-11	.364	3-4	.750	3-4	.750	2	1	3	2.5	4	4	6	0	0	14	14.9	
NEW ORLEANS	01/09/10	*	35	5-12	.417	2-5	.400	9-11	.818	0	0	0	2.3	1	4	1	0	1	21	15.3	
at Troy University	1/14/10	*	32	6-11	.545	4-8	.500	2-2	1.000	1	2	3	2.4	1	2	6	0	1	18	15.5	
ARKANSAS STATE	01/16/10	*	33	2-7	.286	1-4	.250	0-0	.000	0	2	2	2.3	0	2	2	0	1	5	14.9	
SOUTH ALABAMA	01/21/10	*	39	6-12	.500	1-4	.250	1-2	.500	0	3	3	2.4	3	2	4	0	1	14	14.8	
at Western Kentucky	01/28/10	*	44	4-13	.308	0-5	.000	3-5	.600	0	1	1	2.3	1	5	3	0	1	11	14.7	
at Middle Tennessee	1/30/10	*	37	2-9	.222	1-3	.333	8-9	.889	0	3	3	2.3	1	3	3	0	2	13	14.6	
FLORIDA ATLANTIC	02/04/10	*	32	0-4	.000	0-1	.000	9-10	.900	0	0	0	2.2	2	0	4	1	0	9	14.3	
at FIU	02/06/10	*	37	5-13	.385	1-5	.200	0-1	.000	0	0	0	2.1	2	7	2	0	1	11	14.2	
Totals			23	835	96-223	.430	39-97	.402	95-119	.798	12	37	49	2.1	33	89	74	1	12	326	14.2

Games played: 23
 Minutes/game: 36.3
 Points/game: 14.2
 FG Pct: 43.0
 3FG Pct: 40.2
 FT Pct: 79.8

Rebounds/game: 2.1
 Assists/game: 3.9
 Turnovers/game: 3.2
 Assist/turnover ratio: 1.2
 Steals/game: 0.5
 Blocks/game: 0.0

CAREER STATS

Season	gp-gs	min/avg	Total		3-Point		F-Throws		Rebounds				Scoring							
			fg-fga	pct	fg-fga	pct	ft-fta	pct	off	def	tot	avg	pf	fo	ast	to	blk	stl	pts	avg
2007-08	29-28	925/31.9	116-254	.457	49-107	.458	123-145	.848	16	57	73	2.5	42	0	44	62	0	14	404	13.9
2008-09	32-30	1075/33.6	113-289	.391	39-128	.305	96-106	.906	15	77	92	2.9	38	0	82	53	0	16	361	11.3
2009-10	23-23	835/36.3	96-223	.430	39-97	.402	95-119	.798	12	37	49	2.1	33	0	89	74	1	12	326	14.2
TOTAL	84-81	2835/33.8	325-766	.424	127-332	.383	314-370	.849	43	171	214	2.5	113	0	215	189	1	42	1091	13.0


11 ANTWONE MATLOCK

6-1 • 177 • Sr. • G • 1L • Dallas, Texas (Trinidad State)

Has seen time against New Orleans, Cameron, University of the Southwest, and also at Western Kentucky ... Posted a career-high 8 minutes against South Alabama ... 2008-09: Saw first action in a Mean Green uniform versus Cameron, landing a layup on 1-of-2 shooting ... Grabbed season-high seven minutes vs. Louisiana-Lafayette, pulling down 2 rebounds ... Also saw time against Sun Belt foes Florida Atlantic, ULM, Denver, and Western Kentucky (Sun Belt Tournament semifinal).

CAREER HIGHS

Points: 2 vs. Cameron (11/14/08)
 FG Made: 1 vs. Cameron (11/14/08)
 3-FG Made: -
 FT Made: -
 Assists: -
 Rebounds: 2 vs. ULL (2/7/09)
 Steals: -
 Blocks: -
 Minutes: 8 vs. USA (1/21/10)



Opponent	Date	gs	min	Total		3-Pointers		Free throws		Rebounds				pf	a	t/o	blk	stl	pts	avg
				fg-fga	pct	3fg-fga	pct	ft-fta	pct	off	def	tot	avg							
CAMERON	11/13/09		1	0-1	.000	0-1	.000	0-0	.000	0	0	0	0.0	1	0	0	0	0	0	0.0
UNIVERSITY OF THE SO	12/02/09		4	0-2	.000	0-2	.000	0-0	.000	0	1	1	0.5	0	0	0	0	0	0	0.0
NEW ORLEANS	01/09/10		1	0-0	.000	0-0	.000	0-0	.000	0	0	0	0.3	1	0	0	0	0	0	0.0
SOUTH ALABAMA	01/21/10		8	0-1	.000	0-1	.000	0-0	.000	0	1	1	0.5	1	0	0	0	0	0	0.0
at Western Kentucky	01/28/10		1	0-0	.000	0-0	.000	0-0	.000	0	0	0	0.4	0	0	0	0	0	0	0.0
Totals			0	15	0-4	.000	0-4	.000	0-0	.000	0	2	2	0.4	3	0	0	0	0	0.0

Games played: 5
 Minutes/game: 3.0
 FG Pct: 0.0
 3FG Pct: 0.0

Rebounds/game: 0.4

CAREER STATS

Season	gp-gs	min/avg	Total		3-Point		F-Throws		Rebounds				Scoring							
			fg-fga	pct	fg-fga	pct	ft-fta	pct	off	def	tot	avg	pf	fo	ast	to	blk	stl	pts	avg
2008-09	6-0	12/2.0	1-7	.143	0-5	.000	0-0	.000	0	2	2	0.3	3	0	0	2	0	0	2	0.3
2009-10	5-0	15/3.0	0-4	.000	0-4	.000	0-0	.000	0	2	2	0.4	3	0	0	0	0	0	0	0.0
TOTAL	11-0	27/2.5	1-11	.091	0-9	.000	0-0	.000	0	4	4	0.4	6	0	0	2	0	0	2	0.2

12 NICK GOFF

6-4 • 180 • Fr. • G • HS • Columbus, Ohio (St. Francis DeSales)

Saw 3 minutes vs. USW and hit a layup ... Hit a pair of free throws in his first action at NT vs Cameron ... Also saw time vs UNO ... 2008-09: Was a standout at St. Francis DeSales in Columbus, Ohio, earning All-Central District Division II Third-Team honors ... Scored 13.7 ppg in leading St. Francis to the state semifinal game, where they fell to national powerhouse St. Vincent-St. Mary ... Had the Stallions ranked No. 8 in Ohio heading into the state tourney ... As a junior, Goff was an honorable mention honoree to the All-Central District Division II.

CAREER HIGHS

Points: 2, last vs. USW (12/2/09)
 FG Made: 1 vs. USW (12/2/09)
 3-FG Made: -
 FT Made: 2 vs. Cameron (11/13/09)
 Assists: 1 vs. USW (12/2/09)
 Rebounds: 2 vs. USW (12/2/09)
 Steals: -
 Blocks: -
 Minutes: 3 vs. USW (12/2/09)



Opponent	Date	gs	min	Total		3-Pointers		Free throws		Rebounds				pf	a	t/o	blk	stl	pts	avg	
				fg-fga	pct	3fg-fga	pct	ft-fga	pct	off	def	tot	avg								
CAMERON	11/13/09		1	0-0	.000	0-0	.000	2-2	1.000	0	0	0	0.0	0	0	1	0	0	2	2.0	
UNIVERSITY OF THE SO	12/02/09		3	1-2	.500	0-0	.000	0-0	.000	1	1	2	1.0	0	1	0	0	0	2	2.0	
NEW ORLEANS	01/09/10		1	0-0	.000	0-0	.000	0-0	.000	0	0	0	0.7	0	0	0	0	0	0	1.3	
Totals			0	5	1-2	.500	0-0	.000	2-2	1.000	1	1	2	0.7	0	1	1	0	0	4	1.3

Games played: 3
 Minutes/game: 1.7
 Points/game: 1.3
 FG Pct: 50.0
 FT Pct: 100.0

Rebounds/game: 0.7
 Assists/game: 0.3
 Turnovers/game: 0.3
 Assist/turnover ratio: 1.0


14 TRISTAN THOMPSON

6-5 • 190 • Jr. • G • 2L • Angleton, Texas (Brewster Academy)

Averaging 15.1 points per game in Sun Belt contests over last 2 years (31 games) ... Has reached double figures in each of the last 15 games, averaging 18.3 points on 46.6% shooting from 3-point ... Ranks 30th in NT history with 886 career points ... Has scored 20-points or more in 6 of those 15 outings ... Reached double figures for first time in '09-10 against USW with 11 points ... 2008-09: NT's 2nd highest scoring threat with 11.4 ppg ... Had five 20-point games in 08-09 ... Recorded first perfect night in NT history vs Sam Houston - 6-6 FG, 2-2 3-point, 6-6 FT.

CAREER HIGHS

Points: 27, last vs. FIU (12/20/09)
 FG Made: 11 vs. UL (12/18/08)
 3-FG Made: 6, last vs. UALR (12/31/09)
 FT Made: 13 vs. UL (2/7/09)
 Assists: 5 vs. TSU (12/28/09)
 Rebounds: 8, last vs NMSU (12/1/07)
 Steals: 4 vs WKU (1/28/10)
 Blocks: 1, last vs. MTSU (1/30/10)
 Minutes: 44 vs. WKU (1/28/10)



Opponent	Date	gs	min	Total		3-Pointers		Free throws		Rebounds				pf	a	t/o	blk	stl	pts	avg	
				fg-fga	pct	3fg-fga	pct	ft-fga	pct	off	def	tot	avg								
CAMERON	11/13/09	*	16	1-3	.333	0-2	.000	3-4	.750	1	2	3	3.0	1	0	1	0	0	5	5.0	
at UT Arlington	11/18/09	*	25	1-5	.200	0-0	.000	7-9	.778	1	3	4	3.5	4	3	3	0	0	9	7.0	
at Oklahoma State	11/21/09	*	15	2-6	.333	1-2	.500	0-0	.000	3	2	5	4.0	2	1	2	0	0	5	6.3	
JACKSON STATE	11/24/09	*	21	1-7	.143	0-1	.000	3-4	.750	0	2	2	3.5	1	3	2	0	0	5	6.0	
at Boise State	11/28/09	*	24	2-7	.286	2-4	.500	1-2	.500	0	4	4	3.6	1	1	1	0	0	7	6.2	
UNIVERSITY OF THE SO	12/02/09	*	23	4-8	.500	3-5	.600	0-1	.000	0	4	4	3.7	0	1	0	0	2	11	7.0	
at Rice	12/05/09	*	18	0-4	.000	0-3	.000	2-2	1.000	0	0	0	3.1	2	0	0	0	0	2	6.3	
at Texas A&M	12/07/09	*	26	3-8	.375	0-2	.000	3-3	1.000	1	2	3	3.1	0	2	2	0	1	9	6.6	
ULM	12/13/09	*	32	7-8	.875	4-4	1.000	2-2	1.000	0	3	3	3.1	2	1	3	0	1	20	8.1	
FIU	12/20/09	*	37	8-19	.421	6-11	.545	5-6	.833	1	3	4	3.2	4	2	2	0	0	27	10.0	
SOUTHEASTERN	12/22/09	*	31	5-10	.500	2-5	.400	0-2	.000	0	2	2	3.1	3	0	2	0	1	12	10.2	
TEXAS SOUTHERN	12/28/09	*	37	7-14	.500	2-6	.333	5-6	.833	0	4	4	3.2	3	5	1	0	0	21	11.1	
at UALR	12/31/09	*	34	9-13	.692	6-9	.667	2-3	.667	2	2	4	3.2	2	2	3	0	0	26	12.2	
at Arkansas State	1/2/10	*	35	5-14	.357	1-5	.200	7-8	.875	3	2	5	3.4	0	2	3	0	1	18	12.6	
at Louisiana	01/07/10	*	35	1-4	.250	0-1	.000	9-11	.818	0	2	2	3.3	3	0	5	0	0	11	12.5	
NEW ORLEANS	01/09/10		23	6-9	.667	3-5	.600	3-4	.750	1	2	3	3.3	1	2	0	0	0	18	12.9	
at Troy University	1/14/10		32	4-12	.333	3-7	.429	10-11	.909	1	3	4	3.3	1	1	0	0	3	21	13.4	
ARKANSAS STATE	01/16/10		35	3-13	.231	1-5	.200	7-7	1.000	1	0	1	3.2	2	3	1	0	1	14	13.4	
SOUTH ALABAMA	01/21/10	*	30	5-13	.385	3-8	.375	2-2	1.000	0	1	1	3.1	4	1	3	0	2	15	13.5	
at Western Kentucky	01/28/10	*	44	6-15	.400	3-7	.429	5-5	1.000	1	4	5	3.2	3	0	4	0	4	20	13.8	
at Middle Tennessee	1/30/10	*	38	5-12	.417	2-5	.400	5-6	.833	1	2	3	3.1	4	0	2	1	1	17	14.0	
FLORIDA ATLANTIC	02/04/10	*	32	7-12	.583	1-3	.333	1-1	1.000	0	5	5	3.2	5	2	1	0	1	16	14.0	
at FIU	02/06/10	*	34	5-10	.500	2-5	.400	7-11	.636	1	4	5	3.3	1	1	1	0	1	19	14.3	
Totals			19	677	97-226	.429	45-105	.429	89-110	.809	18	58	76	3.3	49	33	42	1	19	328	14.3

Games played: 23
 Minutes/game: 29.4
 Points/game: 14.3
 FG Pct: 42.9
 3FG Pct: 42.9
 FT Pct: 80.9

Rebounds/game: 3.3
 Assists/game: 1.4
 Turnovers/game: 1.8
 Assist/turnover ratio: 0.8
 Steals/game: 0.8
 Blocks/game: 0.0

CAREER STATS

Season	gp-gs	min/avg	Total		3-Point		F-Throws		Rebounds				Scoring							
			fg-fga	pct	fg-fga	pct	ft-fga	pct	off	def	tot	avg	pf	fo	ast	to	blk	stl	pts	avg
2007-08	30-12	494/16.5	56-133	.421	22-62	.355	59-74	.797	19	49	68	2.3	39	0	21	37	1	14	193	6.4
2008-09	32-27	718/22.4	107-248	.431	34-91	.374	117-148	.791	22	52	74	2.3	59	1	34	41	1	11	365	11.4
2009-10	23-19	677/29.4	97-226	.429	45-105	.429	89-110	.809	18	58	76	3.3	49	1	33	42	1	19	328	14.3
TOTAL	85-58	1889/22.2	260-607	.428	101-258	.391	265-332	.798	59	159	218	2.6	147	2	88	120	3	44	886	10.4

15 BEN KNOX

6-10 • 221 • Fr. • C • RS • Arlington, Texas (Grace Prep Academy)

Posted career-high 3 boards in Troy win ... Now has 2 career blocks and 2 steals in 16 minutes against Arkansas State ... Recorded first career block at No. 16 Texas A&M ... Posted 4 points on 2-2 shooting at Boise State ... Saw first action at NT and grabbed 1 rebound vs Cameron ... 2008-09: Took a redshirt ... Was a TAPPS Second-Team All-State selection as a senior ... Guided Grace Prep to the TAPPS state title game in each of the last two seasons ... Ranked as the No. 62 recruit in the state by TexasHoops.com ... Listed as No. 354 among the top 1,000 players in the country by HoopScoopOnline.com.

CAREER HIGHS

Points: 4 vs. Boise St. (11/28/09)
 FG Made: 2 vs. Boise St. (11/28/09)
 3-FG Made: -
 FT Made: -
 Assists: 1 vs. ULL (1/7/10)
 Rebounds: 3 vs. Troy (1/14/10)
 Steals: 1, last vs. ASU (1/16/10)
 Blocks: 1, last vs. ASU (1/16/10)
 Minutes: 14 vs. UNO (1/9/10)



Opponent	Date	gs	min	Total		3-Pointers		Free throws		Rebounds				pf	a	t/o	blk	stl	pts	avg	
				fg-fga	pct	3fg-fga	pct	ft-fga	pct	off	def	tot	avg								
CAMERON	11/13/09		1	0-0	.000	0-0	.000	0-0	.000	1	0	1	1.0	0	0	0	0	0	0	0.0	
at Boise State	11/28/09		4	2-2	1.000	0-0	.000	0-0	.000	1	0	1	1.0	0	1	1	0	0	4	2.0	
UNIVERSITY OF THE SO	12/02/09		10	0-0	.000	0-0	.000	0-0	.000	1	0	1	1.0	1	0	1	0	0	0	1.3	
at Texas A&M	12/07/09		3	0-0	.000	0-0	.000	0-0	.000	0	0	0	0.8	1	0	0	1	0	0	1.0	
ULM	12/13/09		1	0-0	.000	0-0	.000	0-2	.000	0	1	1	0.8	0	0	0	0	0	0	0.8	
FIU	12/20/09		0	0-0	.000	0-0	.000	0-0	.000	0	0	0	0.7	0	0	0	0	0	0	0.7	
at Arkansas State	1/2/10		9	1-3	.333	0-0	.000	0-0	.000	2	1	3	1.0	1	0	0	1	1	2	0.9	
at Louisiana	01/07/10		7	0-0	.000	0-0	.000	0-0	.000	1	0	1	1.0	3	1	1	0	0	0	0.8	
NEW ORLEANS	01/09/10		14	0-1	.000	0-0	.000	0-0	.000	0	2	2	1.1	0	0	0	0	0	0	0.7	
at Troy University	1/14/10		3	1-2	.500	0-0	.000	0-0	.000	2	1	3	1.3	0	0	0	0	0	2	0.8	
ARKANSAS STATE	01/16/10		7	1-1	1.000	0-0	.000	0-0	.000	0	0	0	1.2	0	0	0	1	1	2	0.9	
SOUTH ALABAMA	01/21/10		1	0-1	.000	0-0	.000	0-0	.000	0	0	0	1.1	1	0	0	0	0	0	0.8	
FLORIDA ATLANTIC	02/04/10		2	0-0	.000	0-0	.000	0-0	.000	0	0	0	1.0	0	0	0	0	0	0	0.8	
Totals			0	62	5-10	.500	0-0	.000	0-2	.000	8	5	13	1.0	7	2	3	3	2	10	0.8

Games played: 13
 Minutes/game: 4.8
 Points/game: 0.8
 FG Pct: 50.0
 FT Pct: 0.0

Rebounds/game: 1.0
 Assists/game: 0.2
 Turnovers/game: 0.2
 Assist/turnover ratio: 0.7
 Steals/game: 0.2
 Blocks/game: 0.2

20 COLLIN MANGRUM

6-4 • 190 • Jr. • G • 2L • Howe, Texas (Howe HS)

Has started 3 games this year - giving him 4 career starts ... Tallied his 125th career point at MTSU ... Career-high 4 assists at WKU ... Shooting 24-64 (37.5 percent) from the floor after entering '09-10 with 28.8 career shooting percentage (19-66) ... Posted 9 points in a career-high 27 minutes vs Texas Southern ... 12 points at Rice was second career double-digit game ... Went 2-2 for 5 points at Oklahoma State ... 2008-09: Exploded for career highs in points, field goals and 3-pointers in breakout game vs MTSU ... Missed all of 2007-08 and the final nine games of the 08-09 season after exacerbating chronic injuries.

CAREER HIGHS

- Points: 19 vs. MTSU (12/31/08)
- FG Made: 7 vs. MTSU (12/31/08)
- 3-FG Made: 5 vs. MTSU (12/31/08)
- FT Made: 4, last vs Jarvis (12/22/06)
- Assists: 4 vs. WKU (1/28/10)
- Rebounds: 4, last vs. ULL (2/7/09)
- Steals: 2, last vs. MTSU (1/30/10)
- Blocks: 1, last vs. USA (1/21/10)
- Minutes: 27 vs. TSU (12/28/09)



Opponent	Date	gs	min	Total		3-Pointers		Free throws		Rebounds				pf	a	t/o	blk	stl	pts	avg
				fg-fga	pct	3fg-fga	pct	ft-fga	pct	off	def	tot	avg							
CAMERON	11/13/09		12	3-7	.429	1-3	.333	2-2	1.000	0	0	0	0.0	2	0	0	0	0	9	9.0
at Oklahoma State	11/21/09		10	2-2	1.000	1-1	1.000	0-0	.000	0	1	1	0.5	1	0	1	0	0	5	7.0
JACKSON STATE	11/24/09		15	3-6	.500	1-4	.250	0-0	.000	0	0	0	0.3	4	0	1	1	2	7	7.0
at Boise State	11/28/09		16	2-3	.667	0-0	.000	0-1	.000	0	0	0	0.3	2	0	0	0	0	4	6.3
UNIVERSITY OF THE SO	12/02/09		15	2-3	.667	1-2	.500	2-2	1.000	0	1	1	0.4	4	1	0	1	1	7	6.4
at Rice	12/05/09		23	4-8	.500	1-4	.250	3-4	.750	0	3	3	0.8	2	0	1	1	1	12	7.3
ULM	12/13/09		11	0-3	.000	0-2	.000	0-0	.000	0	1	1	0.9	1	0	1	0	0	0	6.3
FIU	12/20/09		9	0-2	.000	0-2	.000	2-2	1.000	0	2	2	1.0	0	0	0	0	0	2	5.8
SOUTHEASTERN	12/22/09		9	0-1	.000	0-1	.000	0-0	.000	0	0	0	0.9	2	0	0	0	0	0	5.1
TEXAS SOUTHERN	12/28/09	*	27	3-6	.500	0-1	.000	3-3	1.000	0	3	3	1.1	0	0	3	0	1	9	5.5
at UALR	12/31/09	*	17	1-4	.250	1-4	.250	0-0	.000	0	2	2	1.2	2	2	0	0	0	3	5.3
at Arkansas State	1/2/10	*	8	0-3	.000	0-1	.000	0-0	.000	0	0	0	1.1	0	0	1	0	0	0	4.8
at Louisiana	01/07/10		2	0-1	.000	0-0	.000	0-0	.000	0	0	0	1.0	1	0	1	0	0	0	4.5
NEW ORLEANS	01/09/10		12	2-4	.500	1-3	.333	0-0	.000	0	1	1	1.0	1	0	2	0	1	5	4.5
at Troy University	1/14/10		4	0-2	.000	0-2	.000	0-0	.000	0	1	1	1.0	0	0	0	0	1	0	4.2
SOUTH ALABAMA	01/21/10		6	0-1	.000	0-0	.000	0-0	.000	0	0	0	0.9	3	0	2	1	1	0	3.9
at Western Kentucky	01/28/10		16	0-2	.000	0-1	.000	0-0	.000	0	3	3	1.1	3	4	3	0	0	0	3.7
at Middle Tennessee	1/30/10		25	1-2	.500	1-2	.500	0-0	.000	0	2	2	1.1	4	0	2	0	2	3	3.7
FLORIDA ATLANTIC	02/04/10		8	0-1	.000	0-0	.000	0-0	.000	0	1	1	1.1	1	2	0	0	0	0	3.5
at FIU	02/06/10		10	1-3	.333	1-2	.500	0-0	.000	1	0	1	1.1	2	0	2	0	0	3	3.5
Totals		3	255	24-64	.375	9-35	.257	12-14	.857	1	21	22	1.1	35	9	20	4	10	69	3.5

Games played: 20
 Minutes/game: 12.8
 Points/game: 3.5
 FG Pct: 37.5
 3FG Pct: 25.7
 FT Pct: 85.7

Rebounds/game: 1.1
 Assists/game: 0.5
 Turnovers/game: 1.0
 Assist/turnover ratio: 0.5
 Steals/game: 0.5
 Blocks/game: 0.2

CAREER STATS

Season	gp-gs	min/avg	Total		3-Point		F-Throws		Rebounds				Scoring							
			fg-fga	pct	fg-fga	pct	ft-fga	pct	off	def	tot	avg	pf	fo	ast	to	blk	stl	pts	avg
2006-07	21-0	129/6.1	10-31	.323	3-17	.176	10-12	.833	6	15	21	1.0	16	0	5	9	2	7	33	1.6
2008-09	11-1	88/8.0	9-35	.257	5-22	.227	3-6	.500	2	12	14	1.3	18	1	3	9	0	5	26	2.4
2009-10	20-3	255/12.8	24-64	.375	9-35	.257	12-14	.857	1	21	22	1.1	35	0	9	20	4	10	69	3.5
TOTAL	52-4	472/9.1	43-130	.331	17-74	.230	25-32	.781	9	48	57	1.1	69	1	17	38	6	22	128	2.5

21 SHANNON SHORTER

6-4 • 200 • Jr. • G • TR • Houston (Paris JC)

Earned starts in each of the last 9 games ... Second at NT with 52 assists ... Career high 14 points in 31 minutes at ULL ... Tallied 7 assists in UALR win ... Snagged first career double-double vs. USW ... Started season opener vs Cameron ... racked up 11 points in the 2OT win over UTA ... 2008-09 Paris: Poured in 15.7 points per game and 9.0 rebounds per game in the Region XIV Tourney, earning an All-Tournament Team selection to go with his All-Conference bid ... Led the Dragons to a 25-6 record and a national top 10 ranking ... Shorter and Paris finished sixth nationally in defensive points allowed.

CAREER HIGHS

Points: 14 vs. ULL (1/7/10)
 FG Made: 5, last vs. FAU (2/4/10)
 3-FG Made: 1 vs. OSU (11/21/09)
 FT Made: 7 vs. TSU (12/28/09)
 Assists: 7 vs. UALR (12/31/09)
 Rebounds: 10 vs. USW (12/2/09)
 Steals: 1, last vs. FAU (2/4/10)
 Blocks: 1, last vs. MTSU (1/30/10)
 Minutes: 37 vs. USA (1/21/10)



Opponent	Date	gs	min	Total		3-Pointers		Free throws		Rebounds				pf	a	t/o	blk	stl	pts	avg	
				fg-fga	pct	3fg-fga	pct	ft-fa	pct	off	def	tot	avg								
CAMERON	11/13/09	*	21	0-3	.000	0-2	.000	2-2	1.000	0	2	2	2.0	0	2	2	0	0	2	2.0	
at UT Arlington	11/18/09	*	28	3-8	.375	0-2	.000	5-7	.714	2	2	4	3.0	3	2	1	0	1	11	6.5	
at Oklahoma State	11/21/09	*	17	2-5	.400	1-1	1.000	2-2	1.000	2	2	4	3.3	3	1	2	0	1	7	6.7	
JACKSON STATE	11/24/09		7	1-2	.500	0-0	.000	0-0	.000	0	1	1	2.8	0	0	1	0	0	2	5.5	
at Boise State	11/28/09		8	0-2	.000	0-0	.000	0-0	.000	0	2	2	2.6	0	0	1	0	0	0	4.4	
UNIVERSITY OF THE SO	12/02/09		21	4-5	.800	0-0	.000	3-7	.429	4	6	10	3.8	1	2	0	0	0	11	5.5	
at Rice	12/05/09		3	0-1	.000	0-1	.000	0-0	.000	0	1	1	3.4	0	0	0	0	0	0	4.7	
at Texas A&M	12/07/09		22	1-3	.333	0-1	.000	0-0	.000	0	0	0	3.0	4	1	2	0	0	2	4.4	
ULM	12/13/09		19	3-4	.750	0-1	.000	0-0	.000	0	4	4	3.1	5	3	1	0	1	6	4.6	
FIU	12/20/09		18	0-2	.000	0-1	.000	4-4	1.000	2	1	3	3.1	3	3	4	0	1	4	4.5	
SOUTHEASTERN	12/22/09		20	1-3	.333	0-1	.000	0-0	.000	0	3	3	3.1	1	2	1	0	1	2	4.3	
TEXAS SOUTHERN	12/28/09		19	2-3	.667	0-0	.000	7-9	.778	0	3	3	3.1	3	2	1	0	0	11	4.8	
at UALR	12/31/09		30	2-6	.333	0-1	.000	4-5	.800	3	1	4	3.2	2	7	1	0	0	8	5.1	
at Arkansas State	1/2/10		20	3-6	.500	0-2	.000	0-1	.000	0	4	4	3.2	1	0	2	0	0	6	5.1	
at Louisiana	01/07/10	*	31	5-9	.556	0-0	.000	4-6	.667	4	4	8	3.5	3	2	2	0	0	14	5.7	
NEW ORLEANS	01/09/10	*	32	3-7	.429	0-1	.000	1-1	1.000	2	3	5	3.6	2	1	3	1	1	7	5.8	
at Troy University	1/14/10	*	24	1-1	1.000	0-0	.000	2-2	1.000	1	2	3	3.6	3	4	2	1	1	4	5.7	
ARKANSAS STATE	01/16/10	*	32	2-6	.333	0-0	.000	6-6	1.000	5	1	6	3.7	2	2	1	0	0	10	5.9	
SOUTH ALABAMA	01/21/10	*	37	3-6	.500	0-0	.000	4-4	1.000	5	1	6	3.8	2	5	3	0	0	10	6.2	
at Western Kentucky	01/28/10	*	26	5-6	.833	0-0	.000	3-4	.750	3	2	5	3.9	2	2	1	0	0	13	6.5	
at Middle Tennessee	1/30/10	*	22	2-8	.250	1-1	1.000	1-2	.500	1	0	1	3.8	2	0	1	1	0	6	6.5	
FLORIDA ATLANTIC	02/04/10	*	32	5-6	.833	0-0	.000	0-0	.000	2	2	4	3.8	2	6	3	0	1	10	6.6	
at FIU	02/06/10	*	26	2-3	.667	0-0	.000	1-2	.500	0	5	5	3.8	4	5	0	0	1	5	6.6	
Totals			12	515	50-105	.476	2-15	.133	49-64	.766	36	52	88	3.8	48	52	35	3	9	151	6.6

Games played: 23
 Minutes/game: 22.4
 Points/game: 6.6
 FG Pct: 47.6
 3FG Pct: 13.3
 FT Pct: 76.6

Rebounds/game: 3.8
 Assists/game: 2.3
 Turnovers/game: 1.5
 Assist/turnover ratio: 1.5
 Steals/game: 0.4
 Blocks/game: 0.1

23 RICHARD THOMAS

6-5 • 190 • Jr. • G • TR • Rosedale, N.Y. (Garden City CC)

Started his 12th game of the year against ASU ... Broke out for career-high 14 points at ULL ... Scored at least 3 points in season's first 11 games ... Filled up the defensive stat sheet at Boise State and No. 16 Texas A&M with 2 steals and 1 block in both games ... Earned starting nod at OSU and had 5 points and 2 blocks ... Reached double-figures (12 pts) in first NT appearance in season opener ... 2008-09 Garden City: Named to the 2009 Region VI All-Tournament team at Garden City CC ... Represented the Broncbusters at the NJCAA All-Star Game.

CAREER HIGHS

Points: 14 vs. ULL (1/7/10)
 FG Made: 5 vs. ULL (1/7/10)
 3-FG Made: 2, last vs. FIU (12/20/09)
 FT Made: 4 vs. Cameron (11/13/09)
 Assists: 3, last vs. Troy (1/14/10)
 Rebounds: 5 vs. UNO (1/9/10)
 Steals: 2, last vs. Texas A&M (12/7/09)
 Blocks: 2 vs. OSU (11/21/09)
 Minutes: 31, last vs. Texas A&M (12/7/09)



Opponent	Date	gs	min	Total		3-Pointers		Free throws		Rebounds				pf	a	t/o	blk	stl	pts	avg	
				fg-fga	pct	3fg-fga	pct	ft-fa	pct	off	def	tot	avg								
CAMERON	11/13/09		24	3-7	.429	2-5	.400	4-5	.800	0	1	1	1.0	3	1	3	0	0	12	12.0	
at UT Arlington	11/18/09		14	1-4	.250	1-3	.333	0-0	.000	0	2	2	1.5	1	0	1	1	0	3	7.5	
at Oklahoma State	11/21/09	*	21	1-3	.333	1-3	.333	2-2	1.000	1	1	2	1.7	1	1	1	2	0	5	6.7	
JACKSON STATE	11/24/09	*	26	3-5	.600	2-3	.667	3-4	.750	0	3	3	2.0	4	1	0	0	0	11	7.8	
at Boise State	11/28/09	*	31	3-11	.273	1-6	.167	0-0	.000	1	1	2	2.0	2	2	6	1	2	7	7.6	
UNIVERSITY OF THE SO	12/02/09	*	19	3-5	.600	2-3	.667	0-0	.000	0	2	2	2.0	2	1	3	0	0	8	7.7	
at Rice	12/05/09	*	11	1-4	.250	1-4	.250	0-0	.000	1	0	1	1.9	4	0	1	0	0	3	7.0	
at Texas A&M	12/07/09	*	31	1-5	.200	1-3	.333	2-2	1.000	0	4	4	2.1	4	3	1	1	2	5	6.8	
ULM	12/13/09	*	23	3-6	.500	0-1	.000	3-4	.750	1	1	2	2.1	3	3	3	0	0	9	7.0	
FIU	12/20/09	*	25	3-6	.500	2-5	.400	2-3	.667	1	2	3	2.2	5	0	2	0	1	10	7.3	
SOUTHEASTERN	12/22/09	*	20	2-8	.250	0-3	.000	3-3	1.000	0	5	5	2.5	1	1	1	0	1	7	7.3	
TEXAS SOUTHERN	12/28/09		4	0-1	.000	0-1	.000	0-2	.000	0	2	2	2.4	0	1	1	0	1	0	6.7	
at UALR	12/31/09		6	0-1	.000	0-1	.000	0-0	.000	0	1	1	2.3	0	0	1	1	0	0	6.2	
at Louisiana	01/07/10		30	5-8	.625	1-3	.333	3-4	.750	0	2	2	2.3	4	3	2	0	0	14	6.7	
NEW ORLEANS	01/09/10	*	25	3-7	.429	1-3	.333	0-2	.000	0	5	5	2.5	2	0	1	1	0	7	6.7	
at Troy University	1/14/10	*	22	0-4	.000	0-2	.000	0-0	.000	1	2	3	2.5	2	3	1	1	0	0	6.3	
ARKANSAS STATE	01/16/10	*	13	1-5	.200	1-4	.250	0-2	.000	0	1	1	2.4	1	0	2	0	1	3	6.1	
FLORIDA ATLANTIC	02/04/10		8	0-1	.000	0-0	.000	2-3	.667	1	2	3	2.4	2	0	1	0	0	2	5.9	
at FIU	02/06/10		3	0-0	.000	0-0	.000	0-0	.000	0	0	0	2.3	2	0	1	0	0	0	5.6	
Totals			12	356	33-91	.363	16-53	.302	24-36	.667	7	37	44	2.3	43	20	32	8	8	106	5.6

Games played: 19
 Minutes/game: 18.7
 Points/game: 5.6
 FG Pct: 36.3
 3FG Pct: 30.2
 FT Pct: 66.7

Rebounds/game: 2.3
 Assists/game: 1.1
 Turnovers/game: 1.7
 Assist/turnover ratio: 0.6
 Steals/game: 0.4
 Blocks/game: 0.4

25 ERIC TRAMIEL

6-7 • 230 • Sr. • F • 1L • Shreveport, La. (Paris JC)

Averaging 15.6 points on 65.2% shooting in 7 games since returning from injury - including a pair of 25 point games vs USA and WKU ... Ranks 3rd in school history with a 57.6 career FG% ... 19 points and 8 rebounds vs SLU ... Bullied OSU for 16 pts on 7-of-14 shooting, and No. 16 Texas A&M for 17 pts on 6-of-11 ... 20th career double-digit scoring performance in season opener ... Career-high 3 steals vs ULM ... Preseason First Team All-Sun Belt ... 2008-09: Earned Third Team All-Sun Belt honors ... Shot 57.9% in 08-09, which leads all SBC newcomers and ranked 3rd in the league.

CAREER HIGHS

Points: 25, last vs. WKU (1/28/10)
 FG Made: 10 vs. USA (1/21/10)
 3-FG Made: 2, last vs. Rice (12/5/09)
 FT Made: 13 vs. FAU (3/4/09)
 Assists: 3, last vs. ASU (2/26/09)
 Rebounds: 15 vs. FIU (1/22/09)
 Steals: 3 vs. ULM (12/13/09)
 Blocks: 4 vs. SHSU (11/20/08)
 Minutes: 39 vs. FIU (12/20/09)



Opponent	Date	gs	min	Total		3-Pointers		Free throws		Rebounds				pf	a	t/o	blk	stl	pts	avg	
				fg-fga	pct	3fg-fga	pct	ft-fga	pct	off	def	tot	avg								
CAMERON	11/13/09	*	29	3-7	.429	0-1	.000	5-8	.625	4	3	7	7.0	3	2	3	0	0	11	11.0	
at UT Arlington	11/18/09	*	20	1-3	.333	0-1	.000	3-3	1.000	0	3	3	5.0	5	0	0	0	1	5	8.0	
at Oklahoma State	11/21/09	*	32	7-14	.500	1-3	.333	1-1	1.000	0	3	3	4.3	5	0	0	1	0	16	10.7	
JACKSON STATE	11/24/09	*	29	6-9	.667	0-1	.000	3-5	.600	1	4	5	4.5	5	0	3	2	1	15	11.8	
at Boise State	11/28/09	*	33	5-8	.625	2-3	.667	2-5	.400	0	4	4	4.4	3	1	2	1	1	14	12.2	
at Rice	12/05/09	*	34	3-10	.300	2-5	.400	2-4	.500	2	5	7	4.8	3	1	3	0	0	10	11.8	
at Texas A&M	12/07/09	*	31	6-11	.545	1-4	.250	4-7	.571	2	4	6	5.0	5	2	2	1	2	17	12.6	
ULM	12/13/09	*	28	7-9	.778	0-0	.000	2-4	.500	2	3	5	5.0	2	0	2	1	3	16	13.0	
FIU	12/20/09	*	39	0-5	.000	0-2	.000	0-3	.000	2	3	5	5.0	1	1	1	1	0	0	11.6	
SOUTHEASTERN	12/22/09	*	33	6-10	.600	0-1	.000	7-9	.778	3	5	8	5.3	1	0	3	1	0	19	12.3	
TEXAS SOUTHERN	12/28/09	*	3	0-1	.000	0-0	.000	0-0	.000	0	1	1	4.9	0	1	0	0	0	0	11.2	
at Troy University	1/14/10		18	5-10	.500	0-0	.000	1-2	.500	0	2	2	4.7	5	1	1	0	0	11	11.2	
ARKANSAS STATE	01/16/10		20	5-7	.714	0-0	.000	2-5	.400	1	1	2	4.5	3	1	1	0	1	12	11.2	
SOUTH ALABAMA	01/21/10	*	32	10-17	.588	0-2	.000	5-6	.833	7	6	13	5.1	2	1	4	2	0	25	12.2	
at Western Kentucky	01/28/10	*	31	12-15	.800	1-1	1.000	0-0	.000	1	4	5	5.1	4	0	2	1	0	25	13.1	
at Middle Tennessee	1/30/10	*	17	0-2	.000	0-1	.000	2-2	1.000	0	3	3	4.9	5	0	2	1	0	2	12.4	
FLORIDA ATLANTIC	02/04/10	*	26	7-9	.778	0-0	.000	3-7	.429	1	7	8	5.1	2	0	3	1	0	17	12.6	
at FIU	02/06/10	*	28	6-9	.667	1-1	1.000	4-6	.667	1	6	7	5.2	4	1	1	3	1	17	12.9	
Totals			16	483	89-156	.571	8-26	.308	46-77	.597	27	67	94	5.2	58	12	33	16	10	232	12.9

Games played: 18
 Minutes/game: 26.8
 Points/game: 12.9
 FG Pct: 57.1
 3FG Pct: 30.8
 FT Pct: 59.7

Rebounds/game: 5.2
 Assists/game: 0.7
 Turnovers/game: 1.8
 Assist/turnover ratio: 0.4
 Steals/game: 0.6
 Blocks/game: 0.9

CAREER STATS

Season	gp-gs	min/avg	Total		3-Point		F-Throws		Rebounds				Scoring							
			fg-fga	pct	fg-fga	pct	ft-fga	pct	off	def	tot	avg	pf	fo	ast	to	blk	stl	pts	avg
2008-09	32-19	784/24.5	132-228	.579	4-10	.400	116-179	.648	74	138	212	6.6	86	3	26	50	21	13	384	12.0
2009-10	18-16	483/26.8	89-156	.571	8-26	.308	46-77	.597	27	67	94	5.2	58	6	12	33	16	10	232	12.9
TOTAL	50-35	1267/25.3	221-384	.576	12-36	.333	162-256	.633	101	205	306	6.1	144	9	38	83	37	23	616	12.3

30 JACOB HOLMEN

6-8 • 220 • Fr. • F • HS • Whitehouse, Texas (Whitehouse HS)

Has 8 starts as a freshman ... Hit game-winning 15-footer with 3 seconds remaining vs Texas Southern ... 5-8 from the floor for 11 points in UALR win ... 78.1 FT% is among team leaders ... Posted a block and a 3-pointer in 9 minutes at No. 16 Texas A&M ... Only Josh White has topped Holmen's 17 pts vs USW ... 7 rebounds vs FIU ... Hit first career 3-pointer at Boise State ... Team's leading rebounder at OSU with 8 boards ... Breakout game vs. UTA with 14 pts in 29 minutes ... High School: Was the District 11-4A Defensive POY ... Named All-East Texas MVP by the Tyler Morning Telegraph in 2009.

CAREER HIGHS

Points: 17 vs. USW (12/2/09)
 FG Made: 6, last vs. Troy (1/14/10)
 3-FG Made: 1, last vs. ASU (1/2/10)
 FT Made: 5 vs. USW (12/2/09)
 Assists: 2, last vs. MTSU (1/30/10)
 Rebounds: 8 vs. OSU (11/21/09)
 Steals: 2 vs. UNO (1/9/09)
 Blocks: 1, last vs. MTSU (1/30/10)
 Minutes: 31 vs. UALR (12/31/09)



Opponent	Date	gs	min	Total		3-Pointers		Free throws		Rebounds				pf	a	t/o	blk	stl	pts	avg	
				fg-fga	pct	3fg-fga	pct	ft-fga	pct	off	def	tot	avg								
CAMERON	11/13/09		16	2-5	.400	0-1	.000	0-0	.000	1	1	2	2.0	1	2	0	0	0	4	4.0	
at UT Arlington	11/18/09		29	6-12	.500	0-2	.000	2-4	.500	1	3	4	3.0	4	0	0	1	0	14	9.0	
at Oklahoma State	11/21/09		13	3-8	.375	0-2	.000	0-1	.000	3	5	8	4.7	2	1	0	0	1	6	8.0	
JACKSON STATE	11/24/09		11	1-1	1.000	0-0	.000	4-4	1.000	0	1	1	3.8	0	0	0	0	0	6	7.5	
at Boise State	11/28/09		7	3-5	.600	1-1	1.000	0-0	.000	0	1	1	3.2	1	0	0	0	0	7	7.4	
UNIVERSITY OF THE SO	12/02/09	*	22	6-10	.600	0-1	.000	5-5	1.000	1	1	2	3.0	2	1	1	0	1	17	9.0	
at Rice	12/05/09	*	11	1-6	.167	0-0	.000	0-0	.000	2	1	3	3.0	0	0	0	0	0	2	8.0	
at Texas A&M	12/07/09		9	1-4	.250	1-2	.500	0-0	.000	1	0	1	2.8	0	0	0	1	0	3	7.4	
ULM	12/13/09		6	0-2	.000	0-1	.000	0-0	.000	0	2	2	2.7	2	0	2	0	1	0	6.6	
FIU	12/20/09		15	1-5	.200	0-1	.000	0-0	.000	3	4	7	3.1	0	0	1	0	0	2	6.1	
SOUTHEASTERN	12/22/09		11	1-2	.500	0-1	.000	0-0	.000	0	1	1	2.9	3	0	1	1	0	2	5.7	
TEXAS SOUTHERN	12/28/09		30	5-7	.714	0-0	.000	2-2	1.000	0	2	2	2.8	0	1	2	0	1	12	6.3	
at UALR	12/31/09	*	31	5-8	.625	0-1	.000	1-1	1.000	0	2	2	2.8	5	1	1	0	0	11	6.6	
at Arkansas State	1/2/10	*	24	3-7	.429	1-3	.333	1-1	1.000	0	3	3	2.8	3	0	1	0	0	8	6.7	
at Louisiana	01/07/10	*	13	1-4	.250	0-2	.000	2-2	1.000	0	0	0	2.6	0	0	1	0	0	4	6.5	
NEW ORLEANS	01/09/10	*	24	0-6	.000	0-0	.000	1-2	.500	3	3	6	2.8	2	1	3	0	2	1	6.2	
at Troy University	1/14/10	*	28	6-12	.500	0-0	.000	0-0	.000	2	1	3	2.8	0	1	2	0	1	12	6.5	
ARKANSAS STATE	01/16/10	*	20	2-6	.333	0-1	.000	3-4	.750	1	0	1	2.7	4	0	1	0	0	7	6.6	
SOUTH ALABAMA	01/21/10		8	1-3	.333	0-0	.000	4-6	.667	1	0	1	2.6	0	0	0	0	0	6	6.5	
at Western Kentucky	01/28/10		5	0-2	.000	0-2	.000	0-0	.000	0	1	1	2.6	2	0	0	0	0	0	6.2	
at Middle Tennessee	1/30/10		13	2-6	.333	0-1	.000	0-0	.000	1	3	4	2.6	2	2	3	1	0	4	6.1	
FLORIDA ATLANTIC	02/04/10		12	1-3	.333	0-0	.000	0-0	.000	1	0	1	2.5	0	0	0	0	1	2	5.9	
at FIU	02/06/10		6	1-2	.500	0-0	.000	0-0	.000	2	1	3	2.6	0	0	1	0	0	2	5.7	
Totals			8	364	52-126	.413	3-22	.136	25-32	.781	23	36	59	2.6	33	10	20	4	8	132	5.7

Games played: 23
 Minutes/game: 15.8
 Points/game: 5.7
 FG Pct: 41.3
 3FG Pct: 13.6
 FT Pct: 78.1

Rebounds/game: 2.6
 Assists/game: 0.4
 Turnovers/game: 0.9
 Assist/turnover ratio: 0.5
 Steals/game: 0.3
 Blocks/game: 0.2

33 TYLER HALL

6-2 • 175 • So. • G • HS • Pampa, Texas (Pampa HS)

4 pts in 3 minutes vs. USW ... Recorded a steal in 1 minute of play vs Cameron ... High School: A multi-sport standout at Pampa High School, Hall averaged 22 points, 6 rebounds and 5 assists per game as a senior ... Was named an all-district performer in each of his last two seasons, and was once named to the all-region team ... Scored a career-high double-double with 42 points and 11 rebounds in a single game ... Also lettered in track, where he qualified for regionals in the long jump ... Participated in the Faith 7 Texas vs. Oklahoma All-Star game ... Has two brothers, Brodie and Clayton ... Born on August 29, 1988 to Kitty and Terry Hall.

CAREER HIGHS

Points: 4 vs. USW (12/2/09)
 FG Made: 1 vs. USW (12/2/09)
 3-FG Made: -
 FT Made: 2 vs. USW (12/2/09)
 Assists: 1 vs. USW (12/2/09)
 Rebounds: -
 Steals: 1 vs. Cameron (11/13/09)
 Blocks: -
 Minutes: 3 vs. USW (12/2/09)



Opponent	Date	gs	min	Total		3-Pointers		Free throws		Rebounds				pf	a	t/o	blk	stl	pts	avg	
				fg-fga	pct	3fg-fga	pct	ft-fga	pct	off	def	tot	avg								
CAMERON	11/13/09		1	0-1	.000	0-0	.000	0-0	.000	0	0	0	0.0	0	0	0	0	1	0	0.0	
UNIVERSITY OF THE SO	12/02/09		3	1-1	1.000	0-0	.000	2-2	1.000	0	0	0	0.0	0	1	0	0	0	4	2.0	
Totals			0	4	1-2	.500	0-0	.000	2-2	1.000	0	0	0	0.0	0	1	0	0	1	4	2.0

Games played: 2
 Minutes/game: 2.0
 Points/game: 2.0
 FG Pct: 50.0
 FT Pct: 100.0

Assists/game: 0.5
 Assist/turnover ratio: 99.9
 Steals/game: 0.5

34 JAMIE EGENTI

6-8 • 265 • Jr. • F • TR • Watauga, Texas (North Lakes College)

Became eligible for the spring semester ... At North Lakes College, Egenti averaged 7.8 points, 5.4 rebounds and 1.3 blocks per game in helping them claim their NJCAA Div. III National Championship ... Was a two-sport star at Haltom High School, winning the District 5-5A MVP award in 2005-06 ... Averaged 14.1 points, 10.1 rebounds and 1.2 blocks per game for the Buffalos ... Also lettered in football ... Is the oldest of seven children born to Henrietta and Emmanuel Egenti ... Born on Oct. 12, 1987.

CAREER HIGHS

Points: -
FG Made: -
3-FG Made: -
FT Made: -
Assists: -
Rebounds: -
Steals: -
Blocks: -
Minutes: -



42 CAMERON SPENCER

6-7 • 264 • Jr. • F • SQ • Orange, Texas (Southern Methodist)

Poured in a career-high 8 points in 8 minutes at MTSU ... Late steal at WKU helped seal win ... Hit a key bucket in the win over UALR ... Six boards in 11 minutes at FIU ... Career high 2 assists and a block vs ULM ... Solid 5 pts on 2-3 shooting vs. USW ... Game and career-high 8 rebounds at Boise State ... Tallied a jumper and a block vs. Jackson State ... Scored a bucket vs Cameron in his first action at NT ... Sat out the 2008-09 season due to NCAA transfer rules ... At SMU he played in 41 games over two years, hitting 53.6 percent from the floor ... Was the first signee for SMU head coach Matt Doherty.

CAREER HIGHS

Points: 8 vs. MTSU (1/30/10)
 FG Made: 2, last vs. MTSU (1/30/10)
 3-FG Made: -
 FT Made: 4, last vs. FAU (2/4/10)
 Assists: 2 vs. ULM (12/13/09)
 Rebounds: 8 vs. Boise St. (11/28/09)
 Steals: 1, last vs. FAU (2/4/10)
 Blocks: 1, last vs. MTSU (1/30/10)
 Minutes: 19 vs. Boise St. (11/28/09)



Opponent	Date	gs	min	Total		3-Pointers		Free throws		Rebounds				pf	a	t/o	blk	stl	pts	avg	
				fg-fga	pct	3fg-fga	pct	ft-fga	pct	off	def	tot	avg								
CAMERON	11/13/09		5	1-2	.500	0-0	.000	0-0	.000	1	0	1	1.0	0	1	0	0	0	2	2.0	
at UT Arlington	11/18/09		6	0-0	.000	0-0	.000	0-0	.000	0	1	1	1.0	0	0	2	0	0	0	1.0	
at Oklahoma State	11/21/09		1	0-1	.000	0-0	.000	0-0	.000	0	0	0	0.7	1	0	0	0	0	0	0.7	
JACKSON STATE	11/24/09		3	1-2	.500	0-0	.000	0-0	.000	0	1	1	0.8	0	0	0	1	0	2	1.0	
at Boise State	11/28/09		19	1-2	.500	0-0	.000	0-0	.000	3	5	8	2.2	0	1	1	1	0	2	1.2	
UNIVERSITY OF THE SO	12/02/09		14	2-3	.667	0-0	.000	1-2	.500	1	3	4	2.5	0	0	0	0	1	5	1.8	
at Rice	12/05/09		6	0-0	.000	0-0	.000	0-0	.000	0	1	1	2.3	0	0	0	0	0	0	1.6	
at Texas A&M	12/07/09		6	1-2	.500	0-0	.000	0-0	.000	1	2	3	2.4	3	0	0	0	1	2	1.6	
ULM	12/13/09		6	0-0	.000	0-0	.000	0-0	.000	0	1	1	2.2	2	2	0	0	1	0	1.4	
TEXAS SOUTHERN	12/28/09		2	0-0	.000	0-0	.000	0-0	.000	0	0	0	2.0	1	0	0	0	0	0	1.3	
at UALR	12/31/09		9	1-1	1.000	0-0	.000	0-0	.000	0	1	1	1.9	0	0	0	0	0	2	1.4	
at Arkansas State	1/2/10		16	1-3	.333	0-0	.000	0-0	.000	2	5	7	2.3	0	0	1	0	0	2	1.4	
at Louisiana	01/07/10		2	0-0	.000	0-0	.000	0-0	.000	1	0	1	2.2	0	0	1	0	0	0	1.3	
NEW ORLEANS	01/09/10		10	1-1	1.000	0-0	.000	0-0	.000	1	3	4	2.4	2	0	0	1	0	2	1.4	
at Troy University	1/14/10		10	0-0	.000	0-0	.000	0-0	.000	1	2	3	2.4	0	0	1	0	0	0	1.3	
SOUTH ALABAMA	01/21/10		6	0-0	.000	0-0	.000	0-0	.000	0	1	1	2.3	1	0	0	1	0	0	1.2	
at Western Kentucky	01/28/10		11	0-0	.000	0-0	.000	0-0	.000	0	2	2	2.3	2	0	0	0	1	0	1.1	
at Middle Tennessee	1/30/10		8	2-2	1.000	0-0	.000	4-4	1.000	1	2	3	2.3	1	1	0	1	0	8	1.5	
FLORIDA ATLANTIC	02/04/10		8	0-0	.000	0-0	.000	4-4	1.000	0	3	3	2.4	1	0	1	0	1	4	1.6	
at FIU	02/06/10		11	0-1	.000	0-0	.000	0-1	.000	2	4	6	2.6	1	1	0	0	0	0	1.6	
Totals			0	159	11-20	.550	0-0	.000	9-11	.818	14	37	51	2.6	15	6	7	5	5	31	1.6

Games played: 20
 Minutes/game: 8.0
 Points/game: 1.6
 FG Pct: 55.0
 FT Pct: 81.8

Rebounds/game: 2.6
 Assists/game: 0.3
 Turnovers/game: 0.4
 Assist/turnover ratio: 0.9
 Steals/game: 0.3
 Blocks/game: 0.3

NORTH TEXAS vs. NEW ORLEANS

15-8 OVERALL, 8-5 SUN BELT WEST

2009-10 SEASON STATS TEAM/INDIVIDUAL

RECORD:	OVERALL	HOME	AWAY	NEUTRAL
ALL GAMES	15-8	9-2	6-6	0-0
CONFERENCE	8-5	4-2	4-3	0-0
NON-CONFERENCE	7-3	5-0	2-3	0-0

#	Player	gp-gs	min	avg	Total		3-Point		F-Throw		Rebounds				pf	dq	a	to	blk	stl	pts	avg
					fg-fga	fg%	3fg-fga	3fg%	ft-fita	ft%	off	def	tot	avg								
14	Thompson, Tristan	23-19	677	29.4	97-226	.429	45-105	.429	89-110	.809	18	58	76	3.3	49	1	33	42	1	19	328	14.3
10	White, Josh	23-23	835	36.3	96-223	.430	39-97	.402	95-119	.798	12	37	49	2.1	33	0	89	74	1	12	326	14.2
25	Tramiel, Eric	18-16	483	26.8	89-156	.571	8-26	.308	46-77	.597	27	67	94	5.2	58	6	12	33	16	10	232	12.9
04	Odufuwa, George	23-22	728	31.7	93-157	.592	0-0	.000	76-119	.639	73	167	240	10.4	66	2	34	59	23	16	262	11.4
01	Johnson, Dominique	4-0	60	15.0	8-19	.421	3-8	.375	8-10	.800	0	7	7	1.8	6	0	9	4	1	3	27	6.8
21	Shorter, Shannon	23-12	515	22.4	50-105	.476	2-15	.133	49-64	.766	36	52	88	3.8	48	1	52	35	3	9	151	6.6
30	Holmen, Jacob	23-8	364	15.8	52-126	.413	3-22	.136	25-32	.781	23	36	59	2.6	33	1	10	20	4	8	132	5.7
23	Thomas, Richard	19-12	356	18.7	33-91	.363	16-53	.302	24-36	.667	7	37	44	2.3	43	1	20	32	8	8	106	5.6
20	Mangrum, Collin	20-3	255	12.8	24-64	.375	9-35	.257	12-14	.857	1	21	22	1.1	35	0	9	20	4	10	69	3.5
33	Hall, Tyler	2-0	4	2.0	1-2	.500	0-0	.000	2-2	1.000	0	0	0	0.0	0	0	1	0	0	1	4	2.0
42	Spencer, Cameron	20-0	159	8.0	11-20	.550	0-0	.000	9-11	.818	14	37	51	2.6	15	0	6	7	5	5	31	1.6
03	Williams, Alzee	22-0	183	8.3	11-43	.256	1-21	.048	11-17	.647	2	13	15	0.7	18	0	3	12	3	4	34	1.5
12	Goff, Nick	3-0	5	1.7	1-2	.500	0-0	.000	2-2	1.000	1	1	2	0.7	0	0	1	1	0	0	4	1.3
15	Knox, Ben	13-0	62	4.8	5-10	.500	0-0	.000	0-2	.000	8	5	13	1.0	7	0	2	3	3	2	10	0.8
11	Matlock, Antwone	5-0	15	3.0	0-4	.000	0-4	.000	0-0	.000	0	2	2	0.4	3	0	0	0	0	0	0	0.0
	Team										36	46	82				4					
	Total.....	23	4701		571-1248	.458	126-386	.326	448-615	.728	258	586	844	36.7	414	12	281	346	72	107	1716	74.6
	Opponents.....	23	4701		615-1385	.444	113-343	.329	308-436	.706	263	515	778	33.8	509	-	253	294	92	172	1651	71.8

TEAM STATISTICS	NT	OPP	Date	Opponent	Score	Att.
SCORING	1716	1651	11/13/09	CAMERON	w 80-62	1524
Points per game	74.6	71.8	11/18/09	at UT Arlington	wo2 101-99	1404
Scoring margin	+2.8	-	11/21/09	at Oklahoma State	L 68-82	10888
FIELD GOALS-ATT	571-1248	615-1385	11/24/09	JACKSON STATE	w 68-58	2164
Field goal pct	.458	.444	11/28/09	at Boise State	L 73-79	2650
3 POINT FG-ATT	126-386	113-343	12/02/09	UNIVERSITY OF THE SOUTHWEST	w 91-62	1677
3-point FG pct	.326	.329	12/05/09	at Rice	w 64-62	1490
3-pt FG made per game	5.5	4.9	12/07/09	at Texas A&M	L 65-75	6366
FREE THROWS-ATT	448-615	308-436	* 12/13/09	ULM	w 79-62	1412
Free throw pct	.728	.706	* 12/20/09	FIU	Lot 70-80	2327
F-Throws made per game	19.5	13.4	12/22/09	SOUTHEASTERN	w 71-61	1319
REBOUNDS	844	778	12/28/09	TEXAS SOUTHERN	w 71-69	1768
Rebounds per game	36.7	33.8	* 12/31/09	at UALR	w 83-78	3009
Rebounding margin	+2.9	-	* 1/2/10	at Arkansas State	L 56-71	2381
ASSISTS	281	253	* 01/07/10	at Louisiana	L 72-74	1235
Assists per game	12.2	11.0	* 01/09/10	NEW ORLEANS	w 71-57	2273
TURNOVERS	346	294	* 1/14/10	at Troy University	w 75-72	1915
Turnovers per game	15.0	12.8	* 01/16/10	ARKANSAS STATE	L 70-83	3117
Turnover margin	-2.3	-	* 01/21/10	SOUTH ALABAMA	w 86-78	3685
Assist/turnover ratio	0.8	0.9	* 01/28/10	at Western Kentucky	Wot 84-83	4263
STEALS	107	172	* 1/30/10	at Middle Tennessee	L 64-69	3012
Steals per game	4.7	7.5	* 02/04/10	FLORIDA ATLANTIC	w 86-69	3835
BLOCKS	72	92	* 02/06/10	at FIU	w 68-66	757
Blocks per game	3.1	4.0				
ATTENDANCE	25101	39370				
Home games-Avg/Game	11-2282	12-3281				
Neutral site-Avg/Game	-	0-0				

* = Conference game

Score by Periods	1st	2nd	OT	OT2	Totals
North Texas	798	887	24	7	1716
Opponents	770	843	33	5	1651

NORTH TEXAS vs. NEW ORLEANS

15-8 OVERALL, 8-5 SUN BELT WEST

2009-10 SEASON STATS TEAM GAME-BY-GAME

Opponent	Date	Score		Total		3-Pointers		Free throws		Rebounds										
				fg-fga	pct	3fg-fga	pct	ft-fa	pct	off	def	tot	avg	pf	a	t/o	blk	stl	pts	avg
CAMERON	11/13/09	80-62	W	24-57	.421	8-22	.364	24-33	.727	17	33	50	50.0	14	13	15	2	2	80	80.0
at UT Arlington	11/18/09	101-99	Wot	27-57	.474	3-15	.200	44-57	.772	10	36	46	48.0	27	13	22	5	7	101	90.5
at Oklahoma State	11/21/09	68-82	L	24-58	.414	5-16	.313	15-18	.833	12	24	36	44.0	19	11	13	4	2	68	83.0
JACKSON STATE	11/24/09	68-58	W	22-50	.440	4-14	.286	20-28	.714	6	30	36	42.0	20	10	14	7	6	68	79.2
at Boise State	11/28/09	73-79	L	29-62	.468	9-22	.409	6-12	.500	11	24	35	40.6	14	15	18	3	3	73	78.0
UNIVERSITY OF THE SO	12/02/09	91-62	W	33-59	.559	8-19	.421	17-24	.708	12	29	41	40.7	16	14	11	2	7	91	80.2
at Rice	12/05/09	64-62	W	18-48	.375	8-22	.364	20-26	.769	7	26	33	39.6	16	8	12	1	3	64	77.9
at Texas A&M	12/07/09	65-75	L	23-54	.426	4-16	.250	15-22	.682	14	17	31	38.5	21	14	14	4	7	65	76.2
ULM	12/13/09	79-62	W	28-49	.571	8-15	.533	15-25	.600	10	23	33	37.9	21	17	18	4	7	79	76.6
FIU	12/20/09	70-80	Lot	21-58	.362	10-30	.333	18-30	.600	16	22	38	37.9	19	9	14	6	3	70	75.9
SOUTHEASTERN	12/22/09	71-61	W	24-53	.453	3-17	.176	20-24	.833	7	24	31	37.3	15	7	12	4	6	71	75.5
TEXAS SOUTHERN	12/28/09	71-69	W	23-45	.511	4-13	.308	21-27	.778	5	22	27	36.4	13	12	15	0	5	71	75.1
at UALR	12/31/09	83-78	W	29-54	.537	9-24	.375	16-22	.727	8	19	27	35.7	16	23	12	2	1	83	75.7
at Arkansas State	1/2/10	56-71	L	19-57	.333	3-16	.188	15-19	.789	15	22	37	35.8	13	10	16	2	3	56	74.3
at Louisiana	01/07/10	72-74	L	21-46	.457	4-10	.400	26-34	.765	14	19	33	35.6	22	10	22	1	0	72	74.1
NEW ORLEANS	01/09/10	71-57	W	24-55	.436	7-18	.389	16-26	.615	11	26	37	35.7	16	9	12	3	6	71	73.9
at Troy University	1/14/10	75-72	W	25-59	.424	7-19	.368	18-21	.857	13	25	38	35.8	14	15	13	2	7	75	74.0
ARKANSAS STATE	01/16/10	70-83	L	22-54	.407	3-15	.200	23-30	.767	13	17	30	35.5	17	12	13	1	7	70	73.8
SOUTH ALABAMA	01/21/10	86-78	W	31-63	.492	4-15	.267	20-24	.833	20	28	48	36.2	19	12	19	4	5	86	74.4
at Western Kentucky	01/28/10	84-83	Wot	32-65	.492	4-16	.250	16-23	.696	16	27	43	36.5	22	13	16	1	7	84	74.9
at Middle Tennessee	1/30/10	64-69	L	18-48	.375	5-13	.385	23-30	.767	7	28	35	36.4	23	8	14	6	5	64	74.4
FLORIDA ATLANTIC	02/04/10	86-69	W	30-47	.638	1-4	.250	25-33	.758	7	30	37	36.5	19	11	18	3	4	86	74.9
at FIU	02/06/10	68-66	W	24-50	.480	5-15	.333	15-27	.556	7	35	42	36.7	18	15	13	5	4	68	74.6
North Texas		1716		571-1248	.458	126-386	.326	448-615	.728	258	586	844	36.7	414	281	346	72	107	1716	74.6
Opponents		1651		615-1385	.444	113-343	.329	308-436	.706	263	515	778	33.8	509	253	294	92	172	1651	71.8

Games played: 23
 Points/game: 74.6
 FG Pct: 45.8
 3FG Pct: 32.6
 FT Pct: 72.8

Rebounds/game: 36.7
 Assists/game: 12.2
 Turnovers/game: 15.0
 Assist/turnover ratio: 0.8
 Steals/game: 4.7
 Blocks/game: 3.1

NORTH TEXAS vs. NEW ORLEANS

15-8 OVERALL, 8-5 SUN BELT WEST



NORTH TEXAS 83 at UALR 78
Jack Stephens Center • Little Rock • 12/31/09

Table with columns: Player, FG-A, 3G-A, FTA, O, D, T, PF, Pts, A, TO, B, S, Min. Includes players like Odufuwa, White, Thompson, Mangrum, Holmen, Williams, Alzee, Shorter, Thomas, Spencer, and TEAM totals.

Table with columns: Player, FG-A, 3G-A, FTA, O, D, T, PF, Pts, A, TO, B, S, Min. Includes players like Jackson, Burton, Foster, Garcia-Mendoza, Bozeman, Stewart, Mouzy, Davison, Thornton, and TEAM totals.

Summary table with columns: 1st, 2nd, Tot, FG%, 3FG%, FT%, Paint, P-TO, 2nd, Break, Bench. Rows for North Texas and UALR.

Officials: Gerry Pollard, Tom Eades, Doug Shows
Attendance: 3,009



NORTH TEXAS 56 at ARKANSAS STATE 71
Convocation Center • Jonesboro, Ark. • 1/2/10

Table with columns: Player, FG-A, 3G-A, FTA, O, D, T, PF, Pts, A, TO, B, S, Min. Includes players like Odufuwa, Holmen, White, Thompson, Mangrum, Williams, Alzee, Knox, Shorter, Spencer, and TEAM totals.

Table with columns: Player, FG-A, 3G-A, FTA, O, D, T, PF, Pts, A, TO, B, S, Min. Includes players like Adams, Peterson, Reed, Finn, Allison, Thomas, Sterrenberg, Butler, and TEAM totals.

Summary table with columns: 1st, 2nd, Tot, FG%, 3FG%, FT%, Paint, P-TO, 2nd, Break, Bench. Rows for North Texas and ASU.

Officials: Kevin Mathis, Bret Smith, Steve Pytt
Attendance: 2,381



NORTH TEXAS 72 at LOUISIANA-LAFAYETTE 74
The Cajun Dome • Lafayette, La. • 1/7/10

Table with columns: Player, FG-A, 3G-A, FTA, O, D, T, PF, Pts, A, TO, B, S, Min. Includes players like Odufuwa, Holmen, White, Thompson, Shorter, Williams, Alzee, Knox, Mangrum, Thomas, Spencer, and TEAM totals.

Table with columns: Player, FG-A, 3G-A, FTA, O, D, T, PF, Pts, A, TO, B, S, Min. Includes players like Johnson, Gradnigo, Batiste, Daigle, Andrews, Bureau, Roberson, Lamar, Dison, Lago, Wallace, Mitchell, McCoy, and TEAM totals.

Summary table with columns: 1st, 2nd, Tot, FG%, 3FG%, FT%, Paint, P-TO, 2nd, Break, Bench. Rows for North Texas and ULL.

Officials: Randy Heimerman, Winston Stith, Mike Thibodeaux
Attendance: 1,235



NEW ORLEANS 57 at NORTH TEXAS 71
The Super Pit • Denton, Texas • 1/9/10

Table with columns: Player, FG-A, 3G-A, FTA, O, D, T, PF, Pts, A, TO, B, S, Min. Includes players like Odufuwa, Holmen, White, Shorter, Thomas, Williams, Alzee, Matlock, Goff, Thompson, Knox, Mangrum, Spencer, and TEAM totals.

Table with columns: Player, FG-A, 3G-A, FTA, O, D, T, PF, Pts, A, TO, B, S, Min. Includes players like Mpondo, Hart, Carmouche, Blair, McDonald, Damachoua, Tyra, Diggs, Lewis, and TEAM totals.

Summary table with columns: 1st, 2nd, Tot, FG%, 3FG%, FT%, Paint, P-TO, 2nd, Break, Bench. Rows for North Texas and New Orleans.

Officials: Kerry Sitton, Jon Stigliano, Quinton Reece
Attendance: 2,273

NORTH TEXAS vs. NEW ORLEANS

15-8 OVERALL, 8-5 SUN BELT WEST



NORTH TEXAS 64 at **MIDDLE TENNESSEE 69**
 Murphy Center • Murfreesboro, Tenn. • 1/30/10

North Texas (13-8, 6-5 SBC)	FG-A	3G-A	FT-A	O	D	T	PF	Pts	A	TO	B	S	Min.
04 Odufuwa, George.....	F...4...7	0...0	3...7	1	12	13	4	11	2	1	1	0	37
10 White, Josh.....	G...2...9	1...3	8...9	0	3	3	1	13	3	3	0	2	37
14 Thompson, Tristan.....	G...5...12	2...5	5...6	1	2	3	4	17	0	2	1	1	38
21 Shorter, Shannon.....	G...2...8	1...1	1...2	1	0	1	2	6	0	1	1	0	22
25 Tramiel, Eric.....	F...0...2	0...1	2...2	0	3	3	5	2	0	2	1	0	17
03 Williams, Alzee.....	0...0...0	0...0	0...0	0	1	1	0	0	0	0	0	0	3
20 Mangrum, Collin.....	1...2...1	2...0	0...0	0	2	2	4	3	0	2	0	2	25
30 Holmen, Jacob.....	2...6...0	1...0	0...0	1	3	4	2	4	2	3	1	0	13
42 Spencer, Cameron.....	2...2...0	0...0	4...4	1	2	3	1	8	1	0	1	0	8
TEAM.....				2	2	2							
Totals.....	18.48	5.13	23.30	7	28	35	23	64	8	14	6	5	200



FLORIDA ATLANTIC 69 at **NORTH TEXAS 86**
 The Super Pit • Denton, Texas • 2/4/10

North Texas (14-8, 7-5 SBC)	FG-A	3G-A	FT-A	O	D	T	PF	Pts	A	TO	B	S	Min.
04 Odufuwa, George.....	f...5...6	0...0	4...5	0	9	9	3	14	1	5	1	0	32
25 Tramiel, Eric.....	f...7...9	0...0	3...7	1	7	8	2	17	0	3	1	0	26
10 White, Josh.....	g...0...4	0...1	9...10	0	0	0	2	9	0	4	1	0	32
14 Thompson, Tristan.....	g...7...12	1...3	1...1	0	5	5	5	16	2	1	0	1	32
21 Shorter, Shannon.....	g...5...6	0...0	0...0	2	2	4	2	10	6	3	0	1	32
03 Williams, Alzee.....	5...5	0...0	2...3	0	1	1	1	12	0	0	0	0	8
15 Knox, Ben.....	0...0...0	0...0	0...0	0	0	0	0	0	0	0	0	0	2
20 Mangrum, Collin.....	0...1...0	0...0	0...0	0	0	0	0	0	0	0	0	0	8
23 Thomas, Richard.....	0...1...0	0...0	2...3	1	2	3	2	2	0	1	0	0	8
30 Holmen, Jacob.....	0...1...3	0...0	0...0	1	0	1	0	2	0	0	0	1	12
42 Spencer, Cameron.....	0...0...0	0...0	4...4	0	3	3	1	4	0	1	0	1	8
TEAM.....				2	2	2							
Totals.....	30.47	1.4	25.33	7	30	37	19	86	11	18	3	4	200

MTSU (13-10, 8-3 SBC)	FG-A	3G-A	FT-A	O	D	T	PF	Pts	A	TO	B	S	Min.
04 O'Neil, Calvin.....	G...5...9	0...0	3...6	0	4	4	2	13	3	1	1	2	35
15 Washington, James.....	G...1...2	0...0	1...2	0	1	1	2	3	1	2	0	0	27
24 Haddock, Montarrio ..	F...4...13	0...0	7...8	1	7	8	3	15	1	0	1	0	37
30 Sulton, J.T.....	G...0...1	0...0	2...2	2	2	4	4	2	0	1	0	2	17
31 Yates, Desmond.....	F...4...10	1...2	3...3	0	1	1	4	12	1	1	1	1	26
05 Emanuel, Rod.....	6...8	0...0	0...1	0	3	3	3	12	1	2	0	3	23
23 Murray, David.....	2...3	0...0	3...4	0	1	1	0	7	0	0	0	2	7
32 Otlely, Trevor.....	1...2	0...0	0...1	2	3	5	3	2	0	1	3	1	13
34 Gallman, James.....	1...4	1...4	0...0	0	0	0	3	3	1	2	0	0	15
TEAM.....				2	4	6							
Totals.....	24.52	2.6	19.27	7	26	33	24	69	8	10	6	11	200

FAU (12-11, 8-4 SBC)	FG-A	3G-A	FT-A	O	D	T	PF	Pts	A	TO	B	S	Min.
40 Royster, Brett.....	f...2...7	0...0	0...0	1	1	2	5	4	1	0	1	2	24
02 Taylor, Raymond.....	g...6...12	0...2	2...3	1	2	3	4	14	7	1	0	2	39
05 Tucker, Alex.....	g...5...9	0...1	0...5	0	2	2	4	10	5	3	1	1	36
22 Gantt, Greg.....	g...7...13	2...6	2...3	0	0	0	0	18	0	1	0	2	38
23 Hughley, Sanchez.....	g...3...7	0...1	0...0	1	3	4	2	6	0	4	0	1	15
01 Richardson, Shavar.....	1...5	0...3	0...0	0	0	0	2	2	0	0	0	0	7
04 Mattison, Andre.....	0...1	0...0	0...0	0	0	0	0	0	0	0	0	1	4
21 McCoy, Jordan.....	2...3	0...0	0...0	1	0	1	2	4	0	0	0	0	11
35 Stewart, Darren.....	1...1	0...0	0...0	0	0	0	0	2	0	0	0	1	3
50 Simpson, DeMonte.....	4...5	0...0	1...2	1	3	4	5	9	0	1	0	0	14
55 Davis, Justin.....	0...0	0...0	0...0	1	1	2	2	0	0	2	0	0	9
TEAM.....				1	2	3							
Totals.....	31.63	2.13	5.13	7	14	21	26	69	13	13	2	10	200

	1st	2nd	Tot	FG%	3FG%	FT%	Paint	P-TO	2nd	Break	Bench
North Texas	31	33	64	37.5	38.5	76.7	20	5	6	0	15
MTSU	35	34	69	46.2	33.3	70.4	30	21	12	6	24

Officials: Brett Smith, Rick O'Neil, Andrew Walton
 Attendance: 3,012

	1st	2nd	Tot	FG%	3FG%	FT%	Paint	P-TO	2nd	Break	Bench
North Texas	45	41	86	63.8	25.0	75.8	44	16	8	6	20
FAU	27	42	69	49.2	15.4	38.5	42	16	4	12	17

Officials: Curtis Shaw, Dan Chrisman, Mark Whitehead
 Attendance: 3,835



NORTH TEXAS 68 at **FLORIDA INTERNATIONAL 66**
 US Century Bank Arena • Miami • 2/6/10

North Texas (15-8, 8-5 SBC)	FG-A	3G-A	FT-A	O	D	T	PF	Pts	A	TO	B	S	Min.
04 Odufuwa, George.....	f...4...6	0...0	0...3	6	0	11	11	11	0	3	2	0	34
25 Tramiel, Eric.....	f...6...9	1...1	4...6	1	6	7	4	17	1	1	3	1	28
10 White, Josh.....	g...5...13	1...5	0...1	0	0	0	2	11	7	2	0	1	37
14 Thompson, Tristan.....	g...5...10	2...5	7...11	1	4	5	1	19	1	1	0	1	34
21 Shorter, Shannon.....	g...2...3	0...0	1...2	0	5	5	4	5	5	0	0	1	26
03 Williams, Alzee.....	0...3	0...2	0...0	0	1	1	1	0	0	2	0	0	11
20 Mangrum, Collin.....	1...3	1...2	0...0	1	0	1	2	3	0	2	0	0	10
23 Thomas, Richard.....	0...0	0...0	0...0	0	0	0	2	0	0	1	0	0	3
30 Holmen, Jacob.....	1...2	0...0	0...0	2	1	3	0	2	0	1	0	0	6
42 Spencer, Cameron.....	0...1	0...0	0...1	2	4	6	1	0	1	0	0	0	11
TEAM.....				3	3								
Totals.....	24.50	5.15	15.27	7	35	42	18	68	15	13	5	4	200

FIU (7-19, 4-9 SBC)	FG-A	3G-A	FT-A	O	D	T	PF	Pts	A	TO	B	S	Min.
10 Otero, JC.....	f...3...10	2...4	1...3	2	10	12	0	9	3	3	0	1	32
11 Roberts, Marvin.....	f...5...15	2...6	4...7	0	4	4	2	16	0	1	1	2	31
34 Bright, Marlon.....	f...0...4	0...0	0...0	1	1	2	2	0	1	0	0	1	24
02 Weaver, Stephon.....	g...4...10	2...3	2...2	0	2	2	4	12	7	0	0	2	22
33 Miro, Steven.....	g...0...1	0...0	0...0	0	0	0	0	0	0	0	0	0	10
03 Russell, Tremayne.....	3...5	0...0	0...2	1	0	1	2	6	0	3	1	4	25
04 Gary, Phil.....	6...11	2...4	1...2	0	1	1	2	15	2	2	0	0	24
05 Kee, Martavis.....	0...0	0...0	0...0	0	1	1	0	0	1	0	0	0	5
21 Essola, Cedric.....	4...5	0...0	0...0	1	3	4	4	8	1	0	2	0	16
23 Taylor, Nick.....	0...0	0...0	0...0	0	0	0	2	0	0	0	0	0	11
TEAM.....				2	4	6							
Totals.....	25.61	8.17	8.16	7	26	33	18	66	15	9	4	10	200

	1st	2nd	Tot	FG%	3FG%	FT%	Paint	P-TO	2nd	Break	Bench
North Texas	39	29	68	48.0	33.3	55.6	38	11	9	9	5
FIU	39	27	66	41.0	47.1	50.0	28	12	7	15	29

Officials: Scott Johnson, Frank Raposo, Danny Leasure
 Attendance: 757