



NORTH TEXAS BASKETBALL

Stephen Howard, Asst. Director Media Relations
 Office: 940.369.8548 • Cell: 817.793.5199
 stephen.howard@unt.edu • meangreensports.com

2009-10 SCHEDULE

NOVEMBER

13	Cameron	W 80-62
18	at UT Arlington	W 101-99 (2OT)
21	at Oklahoma State	L 82-68
24	Jackson State	W 68-58
28	at Boise State	L 79-73

DECEMBER

2	Univ. of the Southwest	W 91-62
5	at Rice	W 64-62
7	at Texas A&M	L 75-65
13	ULM*	W 79-62
20	Florida International*	L 80-70 (OT)
22	Southeastern Louisiana	W 71-61
28	Texas Southern	W 71-69
31	at UALR*	W 83-78

JANUARY

2	at Arkansas State*	L 71-56
7	at Louisiana-Lafayette*	L 74-72
9	New Orleans*	W 71-57
14	at Troy*	W 75-72
16	Arkansas State*	L 83-70
21	South Alabama*	W 86-78
28	at Western Kentucky*	7 p.m.
30	at Middle Tennessee*	7 p.m.

FEBRUARY

4	Florida Atlantic*	7 p.m.
6	at Florida International*	1 p.m.
11	at New Orleans*	7 p.m.
13	Denver*	7 p.m.
15	at Houston Baptist	6 p.m.
20	UALR*	3 p.m.
25	Louisiana-Lafayette*	7 p.m.
27	at ULM*	1 p.m.

MARCH

6-9	Sun Belt Tournament%	TBA
-----	----------------------	-----

% Tournament held in Hot Springs, Ark.

* Sun Belt Conference Game

All times Central

NT CLICKING, LOOKING FOR WIN AT E.A. DIDDLE



at **WESTERN KENTUCKY** (11-9, 4-4 Sun Belt)
 Thursday, Jan. 28, 2010 • 7:00 p.m. CST
 E.A. Diddle Arena (7,326) • Bowling Green, Ky.
 TV: HSSN (Fox College Sports - DirecTV 617)
 Radio: KNTU (88.1-FM Denton), KWRD (100.7-FM DFW)
 Hank Dickenson (PBP); Steven Bartolotta (Analyst)
 Webcast & Live Stats: wkusports.com
 Series: WKU leads 11-2 • Last: WKU, 77-70, March 9, 2009

On Tap

All five starters reached double figures for North Texas in an 86-78 win over South Alabama last Thursday. George Odufuwa and Eric Tramiel both tallied a double-double - a first for NT since the 2007 SBC Tournament semifinals. After a weekend break, the Mean Green heads to E.A. Diddle arena to take on Western Kentucky. The Hilltoppers have lost four straight games for the first time since 2003-04.

Quick Hitters

- George Odufuwa upped his season averages to 11.1 points and 10.1 rebounds per game. That rebounding average ranks 20th in the nation and makes him one of just 24 in the NCAA averaging a double-double.

- Since returning from a wrist injury three games ago, Eric Tramiel is averaging 16.0 points and 5.7 rebounds per game. The senior has hit 20-34 (58.8 percent) of his attempts and has blocked a pair of shots as well.

WESTERN KENTUCKY HILLTOPPERS probable starters

Pos	No	Name	Ht	Wt	Yr	Hometown	Pts / Reb / Other
G	14	Jamal Crook	6-3	165	Fr.	Louisville, Ky.	2.3 / 0.7 / 1.3 apg
G	4	A.J. Slaughter	6-3	180	Sr.	Shelbyville, Ky.	16.8 / 3.2 / 3.8 apg
F	10	Caden Dickerson	6-4	185	Fr.	Argyle, Texas	4.1 / 1.2 / 1.2 apg
F	30	Steffphon Pettigrew	6-5	225	Jr.	Elizabethtown, Ky.	14.5 / 6.6 / 47.9 fg%
C	40	Jeremy Evans	6-9	190	Sr.	Crossett, Ark.	9.7 / 7.2 / 1.5 bpg

NORTH TEXAS MEAN GREEN probable starters

Pos	No	Name	Ht	Wt	Yr	Pts	Pts / Reb / Other
G	10	Josh White	5-10	175	Jr.	Baton Rouge, La.	14.8 / 2.4 / 3.9 apg
G	14	Tristan Thompson	6-5	190	Jr.	Angleton, Texas	13.5 / 3.1 / 43.5 3fg%
G	21	Shannon Shorter	6-4	200	Jr.	Houston	6.2 / 3.8 / 2.0 apg
F	25	Eric Tramiel	6-7	230	Sr.	Shreveport, La.	12.2 / 5.1 / 52.9 fg%
F	4	George Odufuwa	6-8	240	Jr.	Dallas	11.1 / 10.1 / 59.1 fg%

NORTH TEXAS off the bench

Pos	No	Name	Ht	Wt	Yr	Pts	Pts / Reb / Other
G	1	Dominique Johnson	5-10	162	Sr.	Kansas City, Mo.	6.8 / 1.8 / 2.3 apg
G	3	Alzee Williams	6-4	168	Fr.	Dallas	1.2 / 0.7 / 4 steals
G	11	Antwone Matlock	6-1	177	Sr.	Dallas	0 / 0.5 / 14 minutes
G	12	Nick Goff	6-4	180	Fr.	Columbus, Ohio.	1.3 / 0.7 / 1-2 fg
C	15	Ben Knox	6-10	221	Fr.	Arlington, Texas	0.8 / 1.1 / 5-10 fg
G	20	Collin Mangrum	6-4	190	Jr.	Howe, Texas	3.9 / 0.9 / 85.7 ft%
G	23	Richard Thomas	6-5	190	Jr.	Rosedale, N.Y.	6.1 / 2.4 / 1.2 apg
F	30	Jacob Holmen	6-8	220	Fr.	Whitehouse, Texas	6.5 / 2.6 / 78.1 ft%
F	32	Jamie Egenti	6-8	265	Jr.	Watauga, Texas	-
G	33	Tyler Hall	6-2	175	So.	Pampa, Texas	2.0 / 0 / 1-2 fg
F	42	Cameron Spencer	6-8	264	Jr.	Orange, Texas	1.2 / 2.3 / 52.9 fg%

ATHLETIC MEDIA RELATIONS

Eric Capper - Asst. AD/Media Relations
940-565-2476 • eric.capper@unt.edu

Stephen Howard - Asst. Director (MBB)
940-369-8548 • 817-793-5199 (cell)
stephen.howard@unt.edu

Media Information

Credentials

Working press credentials can be requested by contacting Stephen Howard (940-369-8548). Full-season and single-game passes will be mailed whenever possible. If not, they will be left at the Will Call table located at Gate C in the Super Pit.

Player Interviews

All interviews with North Texas players must be arranged through the Media Relations Office. Please contact Stephen Howard.

Johnny Jones Interviews

All interviews with North Texas head coach Johnny Jones must be arranged through the Media Relations Office. Please contact Stephen Howard.

Post-Game Interviews

The Mean Green locker room is closed after home games. Coach Jones and requested players will be available for interviews in the media room in the Super Pit after a brief cooling off period.

Practice Coverage

North Texas basketball practice is open to the media. Practice times are usually scheduled for 3:30-6 p.m. Players and coaches are available for interviews following each practice, on a prearranged basis through the athletic media relations office.

Quick Facts

Location: Denton, Texas
Founded: 1890
Enrollment: 36,206
Nickname: Mean Green
Colors: Green and White
Home Arena: The Super Pit (10,500)
Affiliation: Division I
Conference: Sun Belt
Head Coach: Johnny Jones (9th Year)
Record at North Texas: 138-119
Overall Record: 153-135
Program All-Time Record: 1,011-1,167-1

Double-Double-Odufuwa - After posting 16 points and 16 boards against South Alabama, George Odufuwa upped his season averages to 11.1 points and 10.1 rebounds per game. That average ranks the junior 20th in the nation on the boards and makes him one of just 24 in the NCAA averaging a double-double. At this rate of 10.1 rebounds per game, Odufuwa should challenge for one of the top five seasons on the glass in program history.

Double-Doubles Under Johnny Jones

7..... Quincy Williams	07-08
6..... George Odufuwa	09-10
6..... Quincy Williams	06-07
4..... Eric Tramiel.....	08-09
4..... Shawnson Johnson.....	03-04
4..... Chris Davis	02-03

Five Alive - North Texas is known as one of the nation's deepest teams, but the starters carried the load in the win over South Alabama. Led by Eric Tramiel's 25 points, all five starters reached double figures, and scored 80 of NT's 86 points. It was just the third time in the Johnny Jones era (since '01-02) that all five starters reached double figures, and the first time since the 2007 Sun Belt Tournament championship game against Arkansas State.

Tramiel's Terrific Too - George Odufuwa wasn't the only player to pounce on the Jaguars last Thursday. Eric Tramiel got his first starting nod since a wrist injury sidelined him for five games in Dec., and poured in a career-high 25 points and notched 13 rebounds. His fifth career double-double, Tramiel owned the paint with seven offensive rebounds. It also marked the first time North Texas had two players with a double-double since the 2007 Sun Belt Tournament semifinals against ULM.

What Injury? - Since returning from a wrist injury three games ago, Eric Tramiel is averaging 16.0 points and 5.7 rebounds per game. The senior has hit 20-34 (58.8 percent) of his attempts and has blocked a pair of shots as well.

30 Shy Of 30th - Josh White has been climbing the NT career scoring charts, but fellow junior Tristan Thompson is about to join him. Thanks to a streak of 11 straight games in double figures, Thompson has scored 814 points in his career - just 30 shy of the top 30 scorers in program history. Thompson already ranks sixth in career 3-point field goal percentage with a mark of 39.1 percent, and eighth with a 79.94 career free throw mark.

INSIDE THE GAME

- Western Kentucky leads the all-time series with North Texas, 11-2, including a 5-1 edge in Bowling Green, Ky. The Mean Green did, however, solve the riddle of E.A. Diddle Arena in its 2006 appearance at the facility. Keith Wooden hit the winning layup with just over five seconds remaining in December of 2006 to give NT its first win in seven tries in the facility.

- With 41 conference titles and a win percentage that ranks among the top 10 in NCAA history, Western Kentucky is one of college basketball's top programs. WKU has accounted for five of the last 10 Sun Belt regular season and tournament MVPs. Orlando Mendez-Valdez and Courtney Lee both led WKU to wins in the NCAA Tournament, and Lee went on to play in the NBA Finals with the Orlando Magic after being drafted 22nd overall.

- Since joining the league in 2000, the Hilltoppers have knocked NT out of the Sun Belt Tourney three times, including the last two seasons. NT fell to WKU in the 2008 Sun Belt Tournament quarterfinals, 84-70, at the Mitchell Center in Mobile, Ala., and in the 2009 semifinals, 77-70, in Hot Springs, Ark.

- Western Kentucky has been stellar at home this year with an 8-2 clip at E.A. Diddle Arena, but fell in its last home contest to Middle Tennessee, 84-74. SBC Preseason Player of the Year A.J. Slaughter leads the way for WKU with 16.8 points per game, followed by Steffphon Pettigrew with 14.5 and Jeremy Evans with 9.7. Indiana State is the only other team to best WKU at home.

- Last time vs WKU: The Hilltoppers were able to outlast NT 77-70 in the semifinals of the SBC Tourney at Summit Arena. Despite 20 points from Dominique Johnson and 14 points from Adam McCoy the Mean Green was unable to advance to its second conference title game in the last three years. Sergio Kersch led the way for WKU with 23 points, but A.J. Slaughter wasn't far behind with 22.

TALE OF THE TAPE

Mean Green	Hilltoppers
74.4.....	PPG..... 67.7
+2.6.....	Margin..... +0.0
45.0.....	FG%..... 43.9
32.8.....	3PT%..... 31.9
73.5.....	FT%..... 70.0
+1.6.....	Rebound Margin..... +1.1
12.3.....	Asst. Avg..... 11.0
15.0.....	TO Avg..... 13.6
4.6.....	Steals Avg..... 6.2
3.0.....	Blocks Avg..... 2.5

SUN BELT CONFERENCE

WEST DIVISION (through 1/26)

Team	Conf.	Overall
Arkansas State	6 2 .750	11 8 .579
Denver	6 3 .667	13 7 .650
UL-Lafayette	5 3 .625	8 11 .421
North Texas	5 4 .556	12 7 .632
ULM	4 6 .400	9 12 .429
New Orleans	2 7 .222	7 13 .350
UALR	1 8 .111	5 15 .250

EAST DIVISION

Team	Conf.	Overall
Middle Tennessee	6 3 .667	11 10 .524
Florida Atlantic	6 3 .667	10 10 .500
Troy	5 4 .556	10 10 .500
Western Kentucky	4 4 .500	11 9 .550
South Alabama	4 5 .444	12 9 .571
Florida Intl.	4 6 .400	7 16 .304

TODAY IN THE SUN BELT

January 28st

Denver at UALR.....	7:00 PM
Florida Atlantic at South Alabama.....	7:00 PM
Louisiana-Monroe at Troy.....	7:00 PM
New Orleans at Middle Tennessee.....	7:00 PM
North Texas at WKU.....	7:00 PM
ULL at Arkansas State.....	7:05 PM

NORTH TEXAS SBC RANKINGS (AS OF 1/25)

Stat	NT	Rank	Leader
Scoring Off.....	74.4	2	Troy (77.9)
Scoring Def.....	71.8	9	MTSU (64.3)
Scoring Margin.....	+2.6	4	ASU (+3.3)
Free Throw Pct.....	73.5	2	MTSU (74.4)
FG Pct.....	44.9	3	DU (51.2)
FG Pct. Def.....	44.4	7	USA (40.6)
3-FG Pct.....	32.8	10	DU (40.0)
3-FG Pct. Def.....	32.7	3	ASU (27.7)
Rebound Off.....	36.1	4	ASU (38.4)
Rebound Def.....	34.6	6	DU (29.9)
Reb. Margin.....	+1.5	5	MTSU (+2.8)
Blocked Shots.....	3.0	7	FAU (4.9)
Assists.....	12.3	7	DU (15.4)
Steals.....	4.6	13	FIU (8.3)
TO Margin.....	-1.9	11	FAU (+2.3)
A/TO Ratio.....	0.8	9	DU (1.3)
Off. Rebounds.....	11.6	8	FAU (13.2)
Def. Rebounds.....	24.5	2	ASU (26.6)
Def. Rebound %.....	67.0	7	MTSU (73.0)
Off. Rebound %.....	34.0	5	Troy (36.5)
3-FG's Made.....	5.8	6	DU (7.7)

INDIVIDUAL SBC RANKINGS (AS OF 1/25)

NT Player	Stat	Number	Rank
White	Minutes	36.0	2
	Assist	3.9	6
	3FG%	44.6	8
	3FGM	1.9	T9
	PPG	14.8	10
	FT%	79.8	10
	A/TO	1.2	10
Odufuwa	Rebound	10.1	1
	O-Reb	3.4	1
	D-Reb	6.6	1
	FG%	58.6	3
	Block	1.0	T8
Thompson	FT%	81.6	3
	3FG%	43.5	9
	3FGM	1.9	T9

Manufacturing Points - North Texas has crashed the boards and made the most of its second chance opportunities lately. Over the last six games, North Texas has grabbed an average of 14.3 offensive rebounds, and has turned them into 14.8 second chance points per game. Not surprisingly, George Odufuwa has been the main culprit with 24 offensive rebounds over that span.

White's The Way - It's no secret that as Josh White goes, so goes the Mean Green. White is one of the SBC's leading scorers at 14.8 points per game and a top 5 assist man at 3.9 per game. NT is 10-1 this year when the junior shoots 40 percent or better, but is 2-6 when he shoots under 40 percent.

Two-Minute Drill - In the final two minutes of the win over South Alabama, North Texas hit 6-of-6 free throws to ice the game. One of the SBC's top free-throw shooting squads, NT has been clutch from the charity stripe all year. Eight of the Mean Green's 12 wins have come down to free throws in the final minutes to seal the victory. NT is 54-of-64 (84.4 percent) from the stripe in the final two minutes of those games. Josh White (27-32) and Tristan Thompson (14-17) are shooting a combined 83.7 percent in the final two minutes this year.

Super Scorer - Josh White is climbing the NT career scoring charts, and currently sits in 16th place in school history with 1,047 points. White is expected to challenge the top four scorers in school history by the end of his senior season.

Sun Belt Specialist - Tristan Thompson has been simply electric in Sun Belt play this year, leading the conference with an average of 18.9 points per contest.

Thompson vs. Sun Belt

Year	Pts	FG	FG%	3FG	3FG%
07-08	5.0	26-61	41.0	7-27	25.9
08-09	12.5	66-147	44.9	23-51	45.1
09-10	18.9	48-105	45.7	27-55	49.1
Career	10.9	139-313	44.4	57-133	42.9

Take It To The Bank - A halftime lead has been a sure thing for North Texas this year. The Mean Green is 10-0 so far this season when heading into the break with a lead.

All Alone In Second - Johnny Jones stands alone in second place in North Texas career wins after the 83-78 win over UALR on New Year's Eve. Jones' 135th win passed Hall-of-Famer Bill Blakeley for second in program history. Blakeley, who compiled a 134-85 mark from 1976-83, also coached the Dallas Chaparrals before they became the San Antonio Spurs. Only one other NT coach has coached more games than Jones - Pete Shands (482 games in 22 years).

North Texas Coaching Wins

1. Pete Shands.....224.....22
3. **Johnny Jones.....138.....9th**
3. Bill Blakeley.....134.....8

Johnson Injured - North Texas will unfortunately be without the services of Dominique Johnson for the remainder of the year. The senior led the squad with 120 assists in 2008-09, but broke a bone

NORTH TEXAS ROSTER

NO	NAME	POS	HT	WT	YR	HOMETOWN (LAST SCHOOL)
1	Dominique Johnson	G	5-10	162	Sr.	Kansas City, MO (Arkansas-Fort Smith)
3	Alzee Williams	G	6-4	168	Fr.	Dallas, TX (Miss. Elite Christian Academy)
4	George Odufuwa	F	6-8	240	Jr.	Dallas, TX (Arizona State)
10	Josh White	G	5-10	175	Jr.	Baton Rouge, LA (Christian Life Academy)
11	Antwone Matlock	G	6-1	177	Sr.	Dallas, Texas (Trinidad State)
12	Nick Goff	G	6-4	180	Fr.	Columbus, Ohio (St Francis DeSales)
14	Tristan Thompson	G	6-5	190	Jr.	Angleton, TX (Brewster Academy)
15	Ben Knox	C	6-10	221	RFr.	Arlington, TX (Grace Prep Academy)
20	Collin Mangrum	G	6-5	190	Jr.	Howe, TX (Howe HS)
21	Shannon Shorter	G	6-4	200	Jr.	Houston, TX (Paris JC)
23	Richard Thomas	G	6-5	190	Jr.	Rosedale, NY (Garden City CC)
24	Kedrick Hogans *	F	6-7	215	Jr.	New Orleans, LA (Karr HS)
25	Eric Tramiel	F	6-7	230	Sr.	Shreveport, LA (Paris JC)
30	Jacob Holmen	F	6-8	220	Fr.	Whitehouse, TX (Whitehouse HS)
32	Jamie Egenti	F	6-8	265	Jr.	Watauga, TX (North Lakes College)
32	Tyler Hall	G	6-2	175	So.	Pampa, TX (Pampa HS)
42	Cameron Spencer	F	6-8	274	Jr.	Orange, TX (Southern Methodist)

* Expected to redshirt the 2009-10 season

Head Coach: Johnny Jones (9th season)
 Assistant Coaches: Shawn Forrest, Bill Foy, Charlie Leonard

PRONUNCIATION GUIDE

- 3 Alzee (Al-Z)
- 4 Odufuwa (OH-doo-foo-WAH)
- 11 Antwone (Ann-Twah-N)
- 25 Tramiel (Truh-Meal)

NORTH TEXAS VS THE NCAA

Category	Rank	Stat
Scoring	81	74.4
Scoring Def	251	71.8
Margin	138	2.6
FG%	100	45.0
FG% Def	249	44.4
3FG	199	5.8
3-FG %	206	32.8
3-FG Def	118	32.7
FT %	37	73.5
Reb. Margin	143	1.6
Assists	225	12.3
A/TO	249	0.82
Blocks	202	3.0
Steals	326	4.6
Turnovers	237	15.0
TO Margin	274	-1.9
Fouls	94	17.5

NT IN TOP 250 INDIVIDUAL STATS

NT Player	Stat	Number	Rank
J. White	PPG	14.8	242
	3FGM	1.9	236
	FT%	79.8	173
	APG	3.9	157
T. Thompson	FT%	81.6	122
	3FGM	1.9	236
G. Odufuwa	RPG	10.1	21

SUN BELT PRESEASON ALL-CONFERENCE TEAMS

First Team

Desmond Yates, Middle Tennessee
 Nate Rohnert, Denver
Eric Tramiel, North Texas
 Brandon Hazzard, Troy
 A.J. Slaughter

Second Team

Chris Gradnigo, Louisiana-Lafayette
Josh White, North Texas
 Richard Delk, Troy
 Sergio Kersch, WKU
 Steffphon Pettigrew, WKU

Third Team

Donald Boone, Arkansas State
 Tony Hooper, Louisiana-Monroe
 Malcolm Thomas, Louisiana-Monroe
 Michael Vogler, Troy
 Jeremy Evans, WKU

SUN BELT PRESEASON COACHES' POLL

East Division

1. Western Kentucky77 (12)
2. Troy62 (1)
3. Middle Tennessee.....53
4. South Alabama40
5. Florida Atlantic.....21
6. Florida International.....20

West Division

1. North Texas.....85 (9)
2. Denver.....73 (1)
3. Louisiana-Lafayette.....56 (1)
4. UALR53 (1)
5. ULM45 (1)
6. Arkansas State36
7. New Orleans.....17

in his ankle in the second half of the Rice game. Johnson had played in just four games this year due to a preseason shoulder injury.

Pressure Pit - The Mean Green has made the Super Pit one of the nation's toughest places to play. NT won a school-record 15 home games in 2007-08, and has won 58 games at the Super Pit over the last five years – the most in any period in school history. As a matter of fact, no other team in the Sun Belt has won more home games since 2006-07 than the Mean Green.

SBC At Home Since 2006-07 (as of 1/25)

Team	Home Wins
North Texas.....	48
South Alabama.....	45
Western Kentucky	45

Eighty Or Bust - One of the highest scoring teams in the nation, North Texas is deadly when it reaches 80 points. The Mean Green ranked 31st in the nation with 77.3 points per game last year, and is 70-16 all-time under Johnny Jones when scoring 80 or more.

Best In The West- North Texas was tabbed as the favorite in the Sun Belt West Division in every major preseason publication, as well as the league's coaches in the SBC's annual Preseason Poll. NT was picked alone atop the West Division for the first time since joining the league in 2000. The Mean Green garnered the top spot with a league-high 85 points, and nine first place votes. NT was picked in a tie with UALR for the West's top spot in last year's poll.

Mean Green 20/20/20 - NT finished last season with a 20-12 mark, giving the program back-to-back-to-back 20-win seasons for the first time since 1976-78. NT is one of only three teams in the Sun Belt (South Alabama & Western Kentucky) and three in the state of Texas (Texas & Texas A&M) to win at least 20 games in each of the last three years. The Mean Green had won a total of 20 games in the four years prior to Johnny Jones' arrival.

Air Time - NT is slated to appear on television 17 times in the 2009-10 regular season, including a four-pack of nationally televised games. North Texas will appear on FSN-Southwest in its Big XII show-downs with Oklahoma State and Texas A&M on Nov. 21 and Dec. 7. The Sun Belt Network will air the Mean Green's games against UALR on Feb. 20 and ULM on Feb. 27. Every North Texas home game can be seen locally in Denton on NTTV. The Mean Green will have additional chances for televised games at the SBC Tourney.

Deadly From Downtown - One of the all-time great three-point shooting programs, North Texas has now hit a three-pointer in each game dating back to the 1987-88 season - a span of 621 games.

92nd Season - North Texas is playing its 92nd season of basketball, compiling an all-time record of 1,011-1,167-1. North Texas State Normal College, as the school was known in 1917, played its first basketball game on January 17 in a 25-23 loss at home to SMU. Since then, North Texas has hauled in 16 conference titles (14 regular season and two tournament championships) and three postseason appearances (NCAA in 1988, 2007 and NAIA in 1943).

MEAN GREEN RADIO & TV

Every North Texas game will be carried on the Mean Green Radio Network. NT graduate and 1310 The Ticket (KTCK-AM) personality George Dunham will handle the play-by-play duties, with Deputy Athletic Director Hank Dickenson providing analysis. All MGRN broadcasts can be heard in Denton on 88.1 KNTU-FM, in the DFW area on 100.7 KWRD-FM and in Tyler/Longview on 100.7 KPXI-FM.



Each week you can watch the Mean Green Insider TXA-21, Fox College Sports Central, NTTV and on-demand at MeanGreenSports.com. The 30-minute show will feature North Texas head coach Johnny Jones along with special features on Mean Green players. The Mean Green Insider can be seen on TXA-21 at 6 a.m. on Saturday's, Fox College Sports Central on Fridays at 6 p.m., on NTTV, channel 22 in Denton every Wednesday.

NORTH TEXAS' RECORD WHEN

Overall	12-7
Home.....	8-2
Road	4-5
Neutral.....	0-0
Leading at half.....	10-0
Trailing at half.....	1-7
Tied at half	1-0
Overtime.....	1-1
Last minute lead change.....	2-1
One or two-point games.....	3-1
Outshoots Opponent.....	10-1
Outshot by Opponent.....	2-6
More rebounds.....	4-3
Less Rebounds.....	7-3
More offensive boards.....	3-5
Less offensive boards.....	8-2
More turnovers.....	4-6
Less turnovers.....	5-1
Player(s) foul out.....	6-4
Opponent(s) foul out.....	6-3
Has technical foul.....	1-1
Opponent technical foul.....	2-1

Scores:

59 and under	0-1
60-69	2-2
70-79	5-4
80-89	3-0
90-99	1-0
100+	1-0

Opponent Scores:

59 and under	2-0
60-69	6-0
70-79	3-4
80-89	0-3
90-99	1-0
100+	0-0

Shoots:

Under 35%.....	0-1
35-39%.....	1-1
40-44%.....	4-3
45-49%.....	3-2
50%+.....	4-0

Opponent Shoots:

Under 35%.....	0-0
35-39%.....	5-0
40-44%.....	4-0
45-49%.....	2-2
50%+.....	1-5

Free Throws:

Under 60%.....	0-1
60-69%.....	2-2
70-79%.....	7-3
80+%	3-1

Free Throw Attempts:

Under 20 Attempts.....	0-3
20-29	10-1
30-39	1-3
40-49	0-0
50+	1-0

Field Goal Attempts:

Under 50 FGA.....	3-1
50-59 FGA.....	8-5
60-69 FGA.....	1-1
70+ FGA	0-0

Season Streaks

Longest Win Streak.....	3
Longest Losing Streak	2
Current Streak	W 1
Last 10	6-4
Largest Lead.....	29 vs. Univ. of the Southwest
Largest Deficit.....	19 vs. Texas A&M
Largest Deficit Overcome	16 vs. FIU
Largest Unanswered Streak.....	14-0 vs. Univ. of the Southwest
Opp. Largest Unanswered Streak.....	11-0 vs. Texas A&M,
.....	Texas Southern, ULL
With Seroka (since 08-09).....	24-10

MEAN GREEN ACCOLADES AND HONORS

North Texas

- Sun Belt Preseason Poll's West Division leader
- Named the Sun Belt West's best preseason squad by ESPN Blue Ribbon, Sporting News, Athlon, Yahoo and Lindy's, among other publications

Eric Tramiel

- Preseason All-Sun Belt Conference First-Team
- Preseason All-Sun Belt team - Sporting News, Athlon, Yahoo, Lindy's (2nd team)
- 2008-09 Third-Team All-Sun Belt

Josh White

- Preseason All-Sun Belt Conference Second-Team
- 2009 Sun Belt All-Tournament team

STARTING LINEUPS & RECORDS

Game	1	2	3	4	5	Result
Cameron	White	Shorter.....	Thompson	Tramiel	Odufuwa.....	W 80-62
UT Arlington.....	White	Shorter.....	Thompson	Tramiel	Odufuwa.....	W 101-99 2OT
Oklahoma State	White	Shorter.....	Thomas	Tramiel	Odufuwa.....	L 82-68
Jackson State	White	Thompson	Thomas	Tramiel	Odufuwa.....	W 68-58
Boise State.....	White	Thompson	Thomas	Tramiel	Odufuwa.....	L 79-73
Univ Southwest.....	White	Thompson	Thomas	Holmen	Odufuwa.....	W 91-62
Rice	White	Thompson	Thomas	Tramiel	Holmen	W 64-62
Texas A&M.....	White	Thompson	Thomas	Tramiel	Odufuwa.....	L 75-65
ULM	White	Thompson	Thomas	Tramiel	Odufuwa.....	W 79-62
Florida International... ..	White	Thompson	Thomas	Tramiel	Odufuwa.....	L 80-70 OT
Southeastern Louisiana	White	Thompson	Thomas	Tramiel	Odufuwa.....	W 71-61
Texas Southern.....	White	Thompson	Mangrum.....	Tramiel	Odufuwa.....	W 71-69
UALR	White	Thompson	Mangrum.....	Holmen	Odufuwa.....	W 83-78
Arkansas State	White	Thompson	Mangrum.....	Holmen	Odufuwa.....	L 71-56
Louisiana-Lafayette... ..	White	Thompson	Shorter.....	Holmen	Odufuwa.....	L 74-72
New Orleans	White	Shorter.....	Thomas	Holmen	Odufuwa.....	W 71-57
Troy	White	Shorter.....	Thomas	Holmen	Odufuwa.....	W 75-72
Arkansas State	White	Shorter.....	Thomas	Holmen	Odufuwa.....	L 83-70
South Alabama	White	Thompson	Shorter.....	Tramiel	Odufuwa.....	W 86-78
Western Kentucky						
Middle Tennessee.....						
Florida Atlantic.....						
Florida International.....						
New Orleans						
Denver.....						
Houston Baptist.....						
UALR.....						
Louisiana-Lafayette.....						
ULM						

MEAN GREEN MILESTONE GAMES

Double Figure Points

Josh White	15
George Odufuwa.....	13
Tristan Thompson	12
Eric Tramiel.....	11
Shannon Shorter	6
Jacob Holmen.....	5
Richard Thomas	4
Dominique Johnson	1
Collin Mangrum.....	1

Double-Doubles

George Odufuwa.....	6
Shannon Shorter	1
Eric Tramiel.....	1

20+ Point Games

Tristan Thompson	5
Josh White	3
George Odufuwa.....	1
Eric Tramiel	1

30+ Point Games

Josh White	1
------------------	---

Three Or More Blocks

George Odufuwa.....	3
---------------------	---

Five Or More Steals

Double Figure Rebounds

George Odufuwa.....	7
Shannon Shorter	1
Eric Tramiel	1

Five Or More Assists

Josh White	7
Shannon Shorter	2
Tristan Thompson	1

THE LAST TIME A MEAN GREEN PLAYER ...

Had 30 or more points

35 - Josh White vs. UT Arlington, 11/18/09

Had 15 or more rebounds

16 - George Odufuwa vs. South Alabama, 1/21/10

Had 10 or more assists

13 - Terence White vs. Texas A&M Corpus Christi, 2/02/00

Had 5 or more blocks

5 - Jeffrey Simpson vs. UALR, 3/03/06

Had 5 or more steals

5 - Rich Young vs. Rice, 11/18/06

Made 90% or more FGA (min 5 att)

1.000 - Tristan Thompson vs. Sam Houston State (6-6), 12/3/08

Made 80% or more FGA (min 5 att)

.857 - George Odufuwa vs. ASU (6-7), 1/16/10

Made 70% or more FGA (min 5 att)

.714 - Eric Tramiel vs. ASU (5-7), 1/16/10

Made 100% FTA (min 5 att)

1.000 - Shannon Shorter (6-6), 1/16/10

1.000 - Tristan Thompson (7-7), 1/16/10

Made 90% or more FTA (min 5 att)

.909 - Tristan Thompson vs. Troy (10-11), 1/14/10

Made 8 or more 3PT's

8 - Joe Ervin vs. Arkansas, 12/30/98

Had a double-double (pts/rbs)

George Odufuwa vs. South Alabama (16 pts / 16 reb), 1/21/10

Eric Tramiel vs. South Alabama (25 pts / 13 reb), 1/21/10

Had consecutive double-doubles (pts/rbs)

George Odufuwa vs. Arkansas State (1/16/10) & South Ala. (1/21/10)

Had a double-double (pts/asst)

Terence White vs. Texas A&M-CC (15 pts /13 asst), 12/2/00

Had a triple-double (pts/rbs/asst)

Jesse Ratliff vs. Sam Houston St. (20pts/16reb/10asst), 2/13

Had a perfect shooting night (min 5 fg & ft att)

Tristan Thompson vs. Sam Houston St. (6-6 fg/2-2 3fg/6-6 ft), 12/3/08

THE LAST TIME A MEAN GREEN TEAM ...

Scored 100 or more points

101 - vs. UT Arlington, 11/18/09

Allowed 100 or more points

100 - vs. Oklahoma State, 11/17/08

Scored 50 or fewer points

48 - vs. Princeton, 12/05/98

Held an opponent under 50 points

40 - vs. ULM, 2/20/08

Won an overtime game

101-99 (2OT) - vs. UT Arlington, 11/18/09

Had 50 or more rebounds

50 - vs. Cameron, 11/13/09

Had 20 or more assists

23 - vs. UALR, 12/31/09

Had 10 or more steals

10 - vs. Middle Tennessee, 1/27/08

Had 5 or more blocks

6 - vs. FIU, 11/20/09

Five or more players in double-figures

5 - vs. ULL, 1/7/10

Made 60% or higher FGs

.604 - vs. Middle Tennessee (29-48), 2/14/09

Made 50% or higher 3pt FGs

.533 - vs. ULM (8-15), 12/13/09

Made 90% or higher FTs

.905 - vs. UT Arlington (19-21), 12/29/08

NORTH TEXAS RECORDS WATCH

Career Scoring

10.....1,253	Calvin Watson.....	2004-07
11.....1,207	David Miller.....	1995-98
12.....1,166	Willie Davis.....	1965-68
13.....1,119	Jim Mudd.....	1959-60
14.....1,092	Joe Hamilton.....	1969-70
15.....1,090	Joe Manning.....	1978-79
16.....1,047	Josh White.....	2008-Pr
17.....1,012	Deon Hunter.....	1987-89
18.....1,002	David Vasher.....	1979-82

Career Free Throw Percentage (min. 90 att)

1.....87.08	Garland Bailey.....	1963-64
2.....85.22 (294-345)	Josh White.....	2008-Pr
3.....82.93 (102-123)	Dominique Johnson	2009-Pr
4.....82.38	Leonard Hopkins.....	2002-05
5.....81.91	Tom Etchison.....	1994-95
6.....81.62	Joe Hamilton.....	1969-70
7.....81.52	Jon Manning.....	1978-79
8.....79.94 (247-309)	Tristan Thompson	2008-Pr
9.....79.31	Donell Hayden.....	1991
10.....79.19	Cedric Carson.....	1991-92
11.....79.17	George King.....	1994-96
12.....78.86	Kendrick Davis.....	2006-07
13.....78.77	Tony Wright.....	1973-75

Career Field Goal Percentage

1.....585	John Horrocks.....	1981-83
2.....581	Terry Bailey.....	1974-76
3.....570	Will Smith.....	2000-04
4.....562 (196-349)	Eric Tramiel.....	2009-Pr
5.....559	Adam Smith.....	1993-95
6.....555	Jeffrey Simpson.....	2004-06
7.....554	Sean Riley.....	1995-97
8.....543	Keith Wooden.....	2006-08
9.....540	Keenan DuBose.....	1985-87
10.....539	Xavier Henton.....	1991-94
11.....532 (91-171)	Kedrick Hogans	2008-Pr
12.....531	Michael DeGrate.....	2002-04

Career 3-Point Percentage

1.....431	George King.....	1993-96
2.....413	Chad Elstun.....	1995-97
3.....406	Rich Young.....	2005-07
4.....402 (47-117)	Dominique Johnson.....	2009-Pr
5.....393 (125-318)	Josh White.....	2008-Pr
6.....391 (93-238)	Tristan Thompson.....	2008-Pr
.....391	Calvin Watson.....	2003-07
.....391	Adam McCoy.....	2007-09
9.....377	Collin Dennis.....	2007-09
10.....376	Isaac Hines.....	2004-06
11.....361	Tony Worrell.....	1986-88
12.....360	Kendrick Davis.....	2005-07
13.....355	Ray Schufford.....	1989-91

Career 3-Pointers

6.....136	Leonard Hopkins.....	2001-05
7.....132	Chad Elstun.....	1995-97
8.....125	Josh White.....	2008-Pr
9.....112	Tom Etchison.....	1993-95
10.....106	Kendrick Davis.....	2005-07
11.....105	Ray Schufford.....	1989-91

LAST TIME vs WESTERN KENTUCKY

**North Texas vs Western Kentucky
03-09-09 6:30 p.m. at Hot Springs, Arkansas**

North Texas 70 • 20-12

##	Player	f	Total			3-Ptr			Rebounds			PF	TP	A	TO	Blk	Stl	Min
			FG-FGA	FG-FGA	FT-FTA	FG-FGA	FG-FGA	FT-FTA	Off	Def	Tot							
04	Odufuwa, George	f	1-3	0-0	0-0	0-0	0	4	4	4	2	0	0	1	0	27		
25	Tramiel, Eric	f	1-3	0-0	0-0	0-0	3	0	3	2	2	1	1	0	0	7		
01	Johnson, Dominique	g	8-15	4-7	0-1	0-1	1	4	5	2	20	3	1	0	2	35		
10	White, Josh	g	3-10	2-8	1-2	1-2	1	0	1	1	9	7	1	0	0	35		
14	Thompson, Tristan	g	1-8	0-4	2-2	2-2	0	0	0	5	4	0	1	0	0	15		
03	Dennis, Collin		2-9	1-7	4-4	4-4	0	3	3	3	9	3	1	0	0	23		
05	McCoy, Adam		4-8	3-6	3-3	3-3	1	2	3	0	14	0	0	0	1	16		
11	Matlock, Antwone		0-0	0-0	0-0	0-0	0	0	0	1	0	0	0	0	0	0+		
21	Stewart, Harold		5-7	0-0	0-0	0-0	4	2	6	4	10	0	0	0	0	19		
24	Hogans, Kedrick		0-3	0-0	0-0	0-0	3	0	3	4	0	0	1	0	0	19		
34	Howerton, Justin		0-0	0-0	0-0	0-0	0	0	0	1	0	0	0	0	0	4		
Team							4	5	9									
Totals			25-66	10-32	10-12	10-12	17	20	37	27	70	14	6	1	3	200		

FG % 1st Half: 14-29 48.3% 2nd half: 11-37 29.7% Game: 25-66 37.9%
 3FG % 1st Half: 6-15 40.0% 2nd half: 4-17 23.5% Game: 10-32 31.3%
 FT % 1st Half: 4-4 100.0 2nd half: 6-8 75.0% Game: 10-12 83.3%

Deadball Rebounds 1

Western Kentucky 77 • 23-8

##	Player	f	Total			3-Ptr			Rebounds			PF	TP	A	TO	Blk	Stl	Min
			FG-FGA	FG-FGA	FT-FTA	FG-FGA	FG-FGA	FT-FTA	Off	Def	Tot							
30	Pettigrew, Steffphon	f	1-7	1-5	3-6	3-6	2	1	3	3	6	4	1	1	0	26		
40	Evans, Jeremy	f	6-8	0-0	0-0	0-0	2	4	6	1	12	0	0	2	0	33		
01	Kerusch, Sergio	g	7-11	0-3	9-13	9-13	5	5	10	2	23	2	0	0	2	34		
04	Slaughter, AJ	g	7-14	2-6	6-9	6-9	1	3	4	2	22	4	3	0	0	39		
20	Mendez-Valdez, O.	g	3-9	1-5	2-3	2-3	1	4	5	4	9	3	0	0	0	33		
02	Sally, Anthony		0-1	0-0	5-6	5-6	0	4	4	0	5	3	0	0	0	19		
23	Walker, Mike		0-0	0-0	0-0	0-0	0	0	0	1	0	0	1	0	0	2		
35	Magley, DJ		0-0	0-0	0-0	0-0	0	1	1	3	0	0	1	0	0	12		
41	Maresca, Matt		0-0	0-0	0-0	0-0	0	0	0	0	0	0	0	0	0	2		
Team							0	3	3									
Totals			24-50	4-19	25-37	25-37	11	25	36	16	77	16	6	3	2	200		

FG % 1st Half: 12-27 44.4% 2nd half: 12-23 52.2% Game: 24-50 48.0%
 3FG % 1st Half: 1-11 9.1% 2nd half: 3-8 37.5% Game: 4-19 21.1%
 FT % 1st Half: 10-15 66.7% 2nd half: 15-22 68.2% Game: 25-37 67.6%

Deadball Rebounds 7

Officials: Mark Whitehead, Terry Moore, Duke Edsall
 Technical fouls: North Texas-None. Western Kentucky-None.
 Attendance:

Score by periods	1st	2nd	Total
North Texas	38	32	70
Western Kentucky	35	42	77

Points	In Paint	Off T/O	2nd Chance	Fast Break	Bench
NT	18	11	21	2	33
WKU	30	14	16	6	5

Last FG - NT 2nd-00:19, WKU 2nd-00:48.
 Largest lead - NT by 8 1st-04:27, WKU by 10 2nd-02:19.

Score tied - 5 times.
 Lead changed - 4 times.

JOHNNY JONES head coach

Age: 48
Alma Mater: Louisiana State ('85)
Record: 138-119 (9th Season)
Overall Record: 153-135 (10th season)
Previous Job: Alabama Asst. Coach (2000-01)
Playing Experience: LSU (1980-84)
Hometown: DeRidder, Louisiana
 DeRidder High School (1976-80)

Jones Coaching Experience

Year	School	Position
2001-Cur.	North Texas	Head Coach
2000-01	Alabama	Asst. Coach
1999-00	Memphis	Interim Head Coach
1997-99	Memphis	Assoc. Head Coach
1994-97	LSU	Assoc. Head Coach
1984-94	LSU	Asst. Coach
1987-88	LSU	Admin. Asst.

Jones Year-by-Year

Year	Overall	Conf.	Finish
2001-02	15-14	8-7	4th-West
2002-03	7-21	2-13	6th-West
2003-04	13-15	8-7	3rd West
2004-05	14-14	6-9	T4th-West
2005-06	14-14	6-9	T4th-West
2006-07	23-11	10-8	3rd West*
2007-08	20-11	10-8	3rd West
2008-09	20-12	11-7	2nd West
2009-10	12-7	5-4	
Totals	138-119	66-72	

* Sun Belt Tournament Champion

North Texas Career Coaching Wins

Coach	Wins	Seasons
Pete Shands	224	22
Johnny Jones	138	9th
Bill Blakeley.....	134	8
Jimmy Gales.....	84	7



- **April 16, 2001** - Jones named 16th head coach in North Texas history, taking over for Vic Trilli who compiled a 20-87 record in four years.
- **Nov. 16, 2001** - Jones won his first game as head coach at North Texas, defeating Southwest Missouri State 79-77 at the Super Pit.
- **March 1, 2002** - Jones and the Mean Green defeated Florida International in the Sun Belt Conference Tournament. The game marked NT's first ever victory in the SBC Tournament and its first in any conference tournament since the 1995-96 season.
- **March 2, 2002** - North Texas ended the season with a 15-14 record to give the Mean Green its first winning season in six years. NT posted the nation's third best one season improvement in winning percentage for 2000-01 to 2001-02.
- **Dec. 7, 2002** - Jones led the Mean Green to a victory over Winthrop at the Brother's Air and Heat Championship game, giving North Texas its first regular-season tournament title in more than 20 years.
- **Dec. 6, 2003** - North Texas picked up its biggest margin of victory in school history in a 109-49 win over Hardin-Simmons.
- **Nov. 9, 2005** - Jones and his staff signed four players on the first day of the early signing period and, includ-

- ing Arizona State transfer Keith Wooden, had the 29th ranked class in the nation for the early signing period according to Hoop Scoop.
- **Nov. 18, 2005** - Jones won his 50th game at North Texas with the victory over Hardin-Simmons in the season opener.
- **Nov. 12, 2006** - In what is being referred to as his signature win, Jones' Mean Green toppled NIT participant Charlotte 90-72 on the road.
- **Dec. 19, 2006** - Jones leads the Mean Green to another program first - its first win over Western Kentucky in eight tries.
- **Feb. 15, 2007** - Jones scores his 80th victory at North Texas, passing John Reid for fourth all-time.
- **March 6, 2007** - Jones gives NT its first-ever Sun Belt Conference title with an 83-75 win over Arkansas State.
- **March 16, 2007** - North Texas plays in its first NCAA Tournament game since 1988, falling to Memphis 73-58 in the opening round.
- **Nov. 11, 2007** - In front of the largest Super Pit crowd since 1980 (6,793), Jones and the Mean Green knocked off Oklahoma State 82-73.
- **Dec. 1, 2007** - Down 21 points at New Mexico State with 14:20 remaining, Jones and the Mean Green engineer

- the biggest comeback in school history. NT beat the Aggies 75-72 in regulation.
- **Feb. 2, 2008** - Jones records his 100th win at North Texas with a 60-57 victory over Florida International. Only Bill Blakeley reached the milestone faster at NT.
- **Feb. 20, 2008** - North Texas records one of the most lopsided road victories in school history in a 72-40 drubbing of Louisiana at Monroe. It is the largest margin of defeat in Fant-Ewing Coliseum history, and the least amount of points by an NT opponent since 1994.
- **March 5, 2008** - A win over Arkansas State in the Sun Belt Conference opening round secures a second straight 20-win season for the Mean Green.
- **Dec. 31, 2008** - Jones coaches the 250th game of his career, which has spanned eight seasons at NT and Memphis. Jones has amassed a 129-121 record.
- **Feb. 26, 2009** - With a win over Arkansas State, North Texas secured its 10th conference win for a third straight season, a feat not seen at NT since 1924-27.
- **Nov. 18, 2009** - Broke the 14-year hold UT Arlington had on North Texas with a 101-99 double OT win. The Mavericks had won the previous five meetings.
- **Dec. 31, 2009** - In the last game of the decade, Jones passes Bill Blakeley for 2nd place in school history in career victories with 135 wins.

1 DOMINIQUE JOHNSON

5-10 • 162 • Sr. • G • 1L • Kansas City, Mo. (Arkansas-Fort Smith)

Expected to miss the remainder of 2009-10 with a broken ankle ... 15 points in 16 minutes in Rice win before leaving with an ankle injury ... Had 9 assists to 4 turnovers ... 2008-09: Finished his first season at NT ranked ninth in school history in assists with 120 ... 120 assists are the most by an NT player since 1999, and ranked 6th in SBC ... 1.69 A/TO ratio ranked 123rd in nation ... Needs just 106 assists to reach NT's career top 10 list ... 83.8 FT% ranked second on the squad and 60th in the nation ... One of four NT players to average double figures (11.0 ppg) ... Posted two 20-point efforts.

CAREER HIGHS

Points: 20, last vs. WKU (3/09/09)
 FG Made: 8, last vs. WKU (3/09/09)
 3-FG Made: 4, last vs. WKU (3/09/09)
 FT Made: 9 vs. Indiana St. (11/23/08)
 Assists: 7, last vs. ULL (2/7/09)
 Rebounds: 6 vs. Arkansas St. (1/10/09)
 Steals: 3, last vs. Denver (1/15/09)
 Blocks: 1, last vs. JSU (11/24/09)
 Minutes: 48 vs. Arkansas St. (1/10/09)



Opponent	Date	gs	min	Total		3-Pointers		Free throws		Rebounds				pf	a	t/o	blk	stl	pts	avg
				fg-fga	pct	3fg-fga	pct	ft-fga	pct	off	def	tot	avg							
at UT Arlington	11/18/09		15	1-5	.200	0-2	.000	1-2	.500	0	1	1	1.0	2	3	1	0	1	3	3.0
at Oklahoma State	11/21/09		19	2-6	.333	0-1	.000	5-6	.833	0	3	3	2.0	1	1	0	0	0	9	6.0
JACKSON STATE	11/24/09		10	0-2	.000	0-1	.000	0-0	.000	0	2	2	2.0	2	2	2	1	0	0	4.0
at Rice	12/05/09		16	5-6	.833	3-4	.750	2-2	1.000	0	1	1	1.8	1	3	1	0	2	15	6.8
Totals		0	60	8-19	.421	3-8	.375	8-10	.800	0	7	7	1.8	6	9	4	1	3	27	6.8

Games played: 4
 Minutes/game: 15.0
 Points/game: 6.8
 FG Pct: 42.1
 3FG Pct: 37.5
 FT Pct: 80.0

Rebounds/game: 1.8
 Assists/game: 2.3
 Turnovers/game: 1.0
 Assist/turnover ratio: 2.3
 Steals/game: 0.8
 Blocks/game: 0.3

CAREER STATS

Season	gp-gs	min/avg	Total		3-Point		F-Throws		Rebounds				Scoring							
			fg-fga	pct	fg-fga	pct	ft-fga	pct	off	def	tot	avg	pf	fo	ast	to	blk	stl	pts	avg
2008-09	32-24	970/30.3	107-252	.425	44-109	.404	93-111	.838	22	77	99	3.1	56	0	120	71	1	35	351	11.0
2009-10	4-0	60/15.0	8-19	.421	3-8	.375	8-10	.800	0	7	7	1.8	6	0	9	4	1	3	27	6.8
TOTAL	36-24	1030/28.6	115-271	.424	47-117	.402	101-121	.835	22	84	106	2.9	62	0	129	75	2	38	378	10.5


3 ALZEE WILLIAMS

6-4 • 168 • Fr. • G • HS • Dallas (Mississippi Elite Christian Academy)

Averaging 8.7 minutes spelling Josh White ... Notched a steal and an assist at ASU ... Has 5 point outings vs UTA and Jackson State, and 4 points in 7 minutes vs SLU ... Tallied an assist and a block at UALR ... 2008-09: Honed his shooting game at Miss. Elite Christian Academy, averaging over 20 ppg ... Dropped a career-high 36 points on Laurinburg Prep ... Was the District 13-4A MVP as a senior at Lincoln High School in Dallas ... Ranked by Texasshoots.com as the No. 117th best player in the class of '08 ... Selected the Dallas Morning News' High School Player of the Week.

CAREER HIGHS

Points: 5, last vs. JSU (11/24/09)
 FG Made: 2 vs. JSU (11/24/09)
 3-FG Made: 1 vs. JSU (11/24/09)
 FT Made: 3 vs. UTA (11/18/09)
 Assists: 1, last vs. ASU (1/2/10)
 Rebounds: 2, last vs. USW (12/2/09)
 Steals: 1, last vs. ASU (1/2/10)
 Blocks: 1, last vs. UALR (12/31/09)
 Minutes: 23 vs. UTA (11/18/09)



Opponent	Date	gs	min	Total		3-Pointers		Free throws		Rebounds				pf	a	t/o	blk	stl	pts	avg
				fg-fga	pct	3fg-fga	pct	ft-fa	pct	off	def	tot	avg							
CAMERON	11/13/09		14	1-2	.500	0-1	.000	0-0	.000	0	1	1	1.0	1	0	0	0	0	2	2.0
at UT Arlington	11/18/09		23	1-2	.500	0-1	.000	3-4	.750	1	1	2	1.5	4	0	1	0	1	5	3.5
at Oklahoma State	11/21/09		3	0-0	.000	0-0	.000	0-0	.000	0	0	0	1.0	1	0	1	0	0	0	2.3
JACKSON STATE	11/24/09		10	2-3	.667	1-2	.500	0-0	.000	0	2	2	1.3	2	0	0	0	0	5	3.0
at Boise State	11/28/09		7	0-2	.000	0-1	.000	0-0	.000	0	0	0	1.0	0	0	0	0	0	0	2.4
UNIVERSITY OF THE SO	12/02/09		16	0-4	.000	0-2	.000	1-2	.500	0	2	2	1.2	1	1	1	1	1	1	2.2
at Rice	12/05/09		12	1-2	.500	0-0	.000	0-0	.000	0	1	1	1.1	0	0	1	0	0	2	2.1
at Texas A&M	12/07/09		3	0-0	.000	0-0	.000	0-0	.000	0	0	0	1.0	0	0	1	0	0	0	1.9
ULM	12/13/09		4	0-4	.000	0-1	.000	0-0	.000	0	0	0	0.9	0	0	0	0	0	0	1.7
FIU	12/20/09		10	0-2	.000	0-2	.000	0-0	.000	0	1	1	0.9	1	0	0	1	0	0	1.5
SOUTHEASTERN	12/22/09		7	1-3	.333	0-2	.000	2-2	1.000	0	0	0	0.8	0	0	1	0	0	4	1.7
TEXAS SOUTHERN	12/28/09		5	0-2	.000	0-1	.000	0-0	.000	0	1	1	0.8	1	0	1	0	1	0	1.6
at UALR	12/31/09		6	0-2	.000	0-2	.000	0-0	.000	0	0	0	0.8	0	1	0	1	0	0	1.5
at Arkansas State	1/2/10		18	0-3	.000	0-2	.000	1-2	.500	0	0	0	0.7	2	1	2	0	1	1	1.4
at Louisiana	01/07/10		4	0-0	.000	0-0	.000	0-0	.000	0	0	0	0.7	1	0	0	0	0	0	1.3
NEW ORLEANS	01/09/10		5	0-1	.000	0-1	.000	1-2	.500	0	1	1	0.7	0	0	0	0	0	1	1.3
at Troy University	1/14/10		3	0-0	.000	0-0	.000	0-0	.000	0	0	0	0.6	0	0	0	0	0	0	1.2
ARKANSAS STATE	01/16/10		7	0-2	.000	0-1	.000	1-2	.500	1	0	1	0.7	0	0	1	0	0	1	1.2
Totals		0	157	6-34	.176	1-19	.053	9-14	.643	2	10	12	0.7	14	3	10	3	4	22	1.2

Games played: 18
 Minutes/game: 8.7
 Points/game: 1.2
 FG Pct: 17.6
 3FG Pct: 5.3
 FT Pct: 64.3

Rebounds/game: 0.7
 Assists/game: 0.2
 Turnovers/game: 0.6
 Assist/turnover ratio: 0.3
 Steals/game: 0.2
 Blocks/game: 0.2

4 GEORGE ODUFUWA

6-8 • 240 • Jr. • F • 1L • Dallas, Texas (Arizona State)

Leads the Sun Belt and ranks 20th in the NCAA in rebounding ... Has at least 9 rebounds in each of the last 6 games ... Career-high 20 points on 8-of-9 shooting at UALR ... 8th career double double vs South Alabama ... 1 board shy of a double-double at No. 16 Texas A&M and at ASU ... Had 3 double-doubles in the first four games of the year ... Hauled in 24 rebounds vs Cameron, making him the 9th player in the NCAA since 2005-06 to grab 24 boards ... Career-high 16 points vs UTA ... 2008-09: 18 boards vs. Troy are most by an SBC player in 2008-09 ... ESPN The Magazine Academic All-District First Team.

CAREER HIGHS

Points: 20 vs. UALR (12/31/09)
 FG Made: 8 vs. UALR (12/31/09)
 3-FG Made: -
 FT Made: 8 vs. UTA (11/18/09)
 Assists: 4, last vs. ASU (1/16/10)
 Rebounds: 24 vs. Cameron (11/13/09)
 Steals: 3, last vs. UTA (11/18/09)
 Blocks: 4, last vs. FIU (12/20/09)
 Minutes: 44 vs. UTA (11/18/09)



Opponent	Date	gs	min	Total		3-Pointers		Free throws		Rebounds				pf	a	t/o	blk	stl	pts	avg	
				fg-fga	pct	3fg-fga	pct	ft-fga	pct	off	def	tot	avg								
CAMERON	11/13/09	*	29	4-10	.400	0-0	.000	4-7	.571	6	18	24	24.0	0	1	3	2	1	12	12.0	
at UT Arlington	11/18/09	*	44	4-4	1.000	0-0	.000	8-10	.800	1	10	11	17.5	3	1	4	3	3	16	14.0	
at Oklahoma State	11/21/09	*	34	4-7	.571	0-0	.000	3-4	.750	1	6	7	14.0	1	1	2	1	0	11	13.0	
JACKSON STATE	11/24/09	*	36	4-8	.500	0-0	.000	3-7	.429	4	7	11	13.3	2	0	1	2	2	11	12.5	
at Boise State	11/28/09	*	17	2-4	.500	0-0	.000	1-2	.500	2	2	4	11.4	3	3	3	0	0	5	11.0	
UNIVERSITY OF THE SO	12/02/09	*	18	1-5	.200	0-0	.000	2-2	1.000	3	6	9	11.0	3	0	4	0	0	4	9.8	
at Rice	12/05/09	*	28	1-2	.500	0-0	.000	2-5	.400	2	8	10	10.9	3	0	2	0	0	4	9.0	
at Texas A&M	12/07/09	*	31	5-8	.625	0-0	.000	2-4	.500	5	4	9	10.6	3	1	3	0	1	12	9.4	
ULM	12/13/09	*	33	4-7	.571	0-0	.000	5-9	.556	5	4	9	10.4	2	3	3	3	0	13	9.8	
FIU	12/20/09	*	32	6-7	.857	0-0	.000	0-2	.000	4	4	8	10.2	4	0	2	4	1	12	10.0	
SOUTHEASTERN	12/22/09	*	36	5-11	.455	0-0	.000	2-2	1.000	3	4	7	9.9	3	3	0	2	2	12	10.2	
TEXAS SOUTHERN	12/28/09	*	36	1-2	.500	0-0	.000	4-4	1.000	3	4	7	9.7	5	0	3	0	0	6	9.8	
at UALR	12/31/09	*	31	8-9	.889	0-0	.000	4-7	.571	2	6	8	9.5	4	3	2	0	1	20	10.6	
at Arkansas State	1/2/10	*	31	3-6	.500	0-0	.000	4-4	1.000	6	3	9	9.5	3	2	4	1	0	10	10.6	
at Louisiana	01/07/10	*	37	5-9	.556	0-0	.000	5-7	.714	4	8	12	9.7	3	0	2	1	0	15	10.9	
NEW ORLEANS	01/09/10	*	18	4-7	.571	0-0	.000	1-4	.250	3	6	9	9.6	4	1	2	0	1	9	10.8	
at Troy University	1/14/10	*	25	2-5	.400	0-0	.000	3-4	.750	3	6	9	9.6	2	3	0	0	0	7	10.5	
ARKANSAS STATE	01/16/10	*	33	6-7	.857	0-0	.000	4-4	1.000	2	10	12	9.7	5	4	4	0	2	16	10.8	
SOUTH ALABAMA	01/21/10	*	33	6-9	.667	0-0	.000	4-4	1.000	6	10	16	10.1	2	3	3	0	1	16	11.1	
Totals			18	582	75-127	.591	0-0	.000	61-92	.663	65	126	191	10.1	55	29	47	19	15	211	11.1

Games played: 19
 Minutes/game: 30.6
 Points/game: 11.1
 FG Pct: 59.1
 FT Pct: 66.3

Rebounds/game: 10.1
 Assists/game: 1.5
 Turnovers/game: 2.5
 Assist/turnover ratio: 0.6
 Steals/game: 0.8
 Blocks/game: 1.0

CAREER STATS

Season	gp-gs	min/avg	Total		3-Point		F-Throws		Rebounds				Scoring							
			fg-fga	pct	fg-fga	pct	ft-fga	pct	off	def	tot	avg	pf	fo	ast	to	blk	stl	pts	avg
2008-09	32-26	691/21.6	72-160	.450	0-0	.000	52-79	.658	67	143	210	6.6	101	4	31	51	21	29	196	6.1
2009-10	19-18	582/30.6	75-127	.591	0-0	.000	61-92	.663	65	126	191	10.1	55	2	29	47	19	15	211	11.1
TOTAL	51-44	1273/25.0	147-287	.512	0-0	.000	113-171	.661	132	269	401	7.9	156	6	60	98	40	44	407	8.0

10 JOSH WHITE

5-10 • 175 • Jr. • G • 2L • Baton Rouge, La. (Christian Life Academy)

Ranks 16th in NT history with 1,047 points ... Ranks 2nd in the Sun Belt in minutes per game at 36.1 ... 85.22 career FT% ranks second in NT history ... 3.9 assists ranks 4th in the Sun Belt ... Has 125 career 3-pointers ... 18th player in NT history to reach 1,000 point mark ... Still averaging 19.0 ppg against Big XII opponents ... Has 53 career double-digit scoring games ... Posted a career-high 35 points at UTA, making him the 23rd player in NT history to reach 35 points ... Preseason Second Team All-Sun Belt ... 2008-09: Finished second in the nation with a 90.6 (96-of-106) FT% ... Earned All-Sun Belt Tournament honors.

CAREER HIGHS

Points: 35 vs. UTA (11/18/09)
 FG Made: 9, last vs. USW (12/2/09)
 3-FG Made: 6 vs Texas (12/5/07)
 FT Made: 15 vs. UTA (11/18/09)
 Assists: 7, last vs. UALR (12/31/09)
 Rebounds: 8 vs Okla. State (11/17/08)
 Steals: 3 vs Okla. State (11/14/07)
 Blocks: -
 Minutes: 46, last vs. UTA (11/18/09)



Opponent	Date	gs	min	Total		3-Pointers		Free throws		Rebounds				pf	a	t/o	blk	stl	pts	avg	
				fg-fga	pct	3fg-fga	pct	ft-fta	pct	off	def	tot	avg								
CAMERON	11/13/09	*	30	6-9	.667	5-6	.833	2-3	.667	1	3	4	4.0	2	4	2	0	0	19	19.0	
at UT Arlington	11/18/09	*	46	9-14	.643	2-4	.500	15-18	.833	2	5	7	5.5	1	4	7	0	0	35	27.0	
at Oklahoma State	11/21/09	*	35	1-6	.167	0-3	.000	2-2	1.000	0	1	1	4.0	1	5	4	0	0	4	19.3	
JACKSON STATE	11/24/09	*	32	0-5	.000	0-2	.000	4-4	1.000	1	3	4	4.0	0	4	4	0	1	4	15.5	
at Boise State	11/28/09	*	34	9-16	.563	3-7	.429	2-2	1.000	0	3	3	3.8	2	6	3	0	0	23	17.0	
UNIVERSITY OF THE SO	12/02/09	*	32	9-11	.818	2-4	.500	1-1	1.000	0	2	2	3.5	2	5	1	0	1	21	17.7	
at Rice	12/05/09	*	38	2-5	.400	1-1	1.000	9-9	1.000	0	2	2	3.3	1	4	3	0	0	14	17.1	
at Texas A&M	12/07/09	*	38	5-13	.385	1-4	.250	4-6	.667	2	0	2	3.1	1	5	3	0	0	15	16.9	
ULM	12/13/09	*	37	4-6	.667	4-5	.800	3-4	.750	1	1	2	3.0	2	5	3	0	0	15	16.7	
FIU	12/20/09	*	40	3-10	.300	2-6	.333	5-10	.500	0	1	1	2.8	1	3	2	0	0	13	16.3	
SOUTHEASTERN	12/22/09	*	33	3-5	.600	1-3	.333	6-6	1.000	0	1	1	2.6	1	1	3	0	1	13	16.0	
TEXAS SOUTHERN	12/28/09	*	37	5-9	.556	2-4	.500	0-1	.000	0	0	0	2.4	0	2	2	0	1	12	15.7	
at UALR	12/31/09	*	36	3-10	.300	2-6	.333	5-6	.833	0	1	1	2.3	1	7	4	0	0	13	15.5	
at Arkansas State	1/2/10	*	39	3-12	.250	1-3	.333	2-3	.667	2	2	4	2.4	3	5	2	0	0	9	15.0	
at Louisiana	01/07/10	*	39	4-11	.364	3-4	.750	3-4	.750	2	1	3	2.5	4	4	6	0	0	14	14.9	
NEW ORLEANS	01/09/10	*	35	5-12	.417	2-5	.400	9-11	.818	0	0	0	2.3	1	4	1	0	1	21	15.3	
at Troy University	1/14/10	*	32	6-11	.545	4-8	.500	2-2	1.000	1	2	3	2.4	1	2	6	0	1	18	15.5	
ARKANSAS STATE	01/16/10	*	33	2-7	.286	1-4	.250	0-0	.000	0	2	2	2.3	0	2	2	0	1	5	14.9	
SOUTH ALABAMA	01/21/10	*	39	6-12	.500	1-4	.250	1-2	.500	0	3	3	2.4	3	2	4	0	1	14	14.8	
Totals			19	685	85-184	.462	37-83	.446	75-94	.798	12	33	45	2.4	27	74	62	0	8	282	14.8

Games played: 19
 Minutes/game: 36.1
 Points/game: 14.8
 FG Pct: 46.2
 3FG Pct: 44.6
 FT Pct: 79.8

Rebounds/game: 2.4
 Assists/game: 3.9
 Turnovers/game: 3.3
 Assist/turnover ratio: 1.2
 Steals/game: 0.4

CAREER STATS

Season	gp-gs	min/avg	Total		3-Point		F-Throws		Rebounds				Scoring							
			fg-fga	pct	fg-fga	pct	ft-fta	pct	off	def	tot	avg	pf	fo	ast	to	blk	stl	pts	avg
2007-08	29-28	925/31.9	116-254	.457	49-107	.458	123-145	.848	16	57	73	2.5	42	0	44	62	0	14	404	13.9
2008-09	32-30	1075/33.6	113-289	.391	39-128	.305	96-106	.906	15	77	92	2.9	38	0	82	53	0	16	361	11.3
2009-10	19-19	685/36.1	85-184	.462	37-83	.446	75-94	.798	12	33	45	2.4	27	0	74	62	0	8	282	14.8
TOTAL	80-77	2685/33.6	314-727	.432	125-318	.393	294-345	.852	43	167	210	2.6	107	0	200	177	0	38	1047	13.1


11 ANTWONE MATLOCK

6-1 • 177 • Sr. • G • 1L • Dallas, Texas (Trinidad State)

Has seen time against New Orleans, Cameron and the University of the Southwest ... Posted a career-high 8 minutes against South Alabama ... 2008-09: Saw first action in a Mean Green uniform versus Cameron, landing a layup on 1-of-2 shooting ... Grabbed season-high seven minutes vs. Louisiana-Lafayette, pulling down 2 rebounds ... Also saw time against Sun Belt foes Florida Atlantic, ULM, Denver, and Western Kentucky (Sun Belt Tournament semifinal).

CAREER HIGHS

Points: 2 vs. Cameron (11/14/08)
 FG Made: 1 vs. Cameron (11/14/08)
 3-FG Made: -
 FT Made: -
 Assists: -
 Rebounds: 2 vs. ULL (2/7/09)
 Steals: -
 Blocks: -
 Minutes: 8 vs. USA (1/21/10)



Opponent	Date	gs	min	Total		3-Pointers		Free throws		Rebounds				pf	a	t/o	blk	stl	pts	avg
				fg-fga	pct	3fg-fga	pct	ft-fta	pct	off	def	tot	avg							
CAMERON	11/13/09		1	0-1	.000	0-1	.000	0-0	.000	0	0	0	0.0	1	0	0	0	0	0	0.0
UNIVERSITY OF THE SO	12/02/09		4	0-2	.000	0-2	.000	0-0	.000	0	1	1	0.5	0	0	0	0	0	0	0.0
NEW ORLEANS	01/09/10		1	0-0	.000	0-0	.000	0-0	.000	0	0	0	0.3	1	0	0	0	0	0	0.0
SOUTH ALABAMA	01/21/10		8	0-1	.000	0-1	.000	0-0	.000	0	1	1	0.5	1	0	0	0	0	0	0.0
Totals			0	14	0-4	.000	0-4	.000	0-0	.000	0	2	2	0.5	3	0	0	0	0	0.0

Games played: 4
 Minutes/game: 3.5
 FG Pct: 0.0
 3FG Pct: 0.0

Rebounds/game: 0.5

CAREER STATS

Season	gp-gs	min/avg	Total		3-Point		F-Throws		Rebounds				Scoring							
			fg-fga	pct	fg-fga	pct	ft-fta	pct	off	def	tot	avg	pf	fo	ast	to	blk	stl	pts	avg
2008-09	6-0	12/2.0	1-7	.143	0-5	.000	0-0	.000	0	2	2	0.3	3	0	0	2	0	0	2	0.3
2009-10	4-0	14/3.5	0-4	.000	0-4	.000	0-0	.000	0	2	2	0.5	3	0	0	0	0	0	0	0.0
TOTAL	10-0	26/2.6	1-11	.091	0-9	.000	0-0	.000	0	4	4	0.4	6	0	0	2	0	0	2	0.2

12 NICK GOFF

6-4 • 180 • Fr. • G • HS • Columbus, Ohio (St. Francis DeSales)

Saw 3 minutes vs. USW and hit a layup ... Hit a pair of free throws in his first action at NT vs Cameron ... Also saw time vs UNO ... 2008-09: Was a standout at St. Francis DeSales in Columbus, Ohio, earning All-Central District Division II Third-Team honors ... Scored 13.7 ppg in leading St. Francis to the state semifinal game, where they fell to national powerhouse St. Vincent-St. Mary ... Had the Stallions ranked No. 8 in Ohio heading into the state tourney ... As a junior, Goff was an honorable mention honoree to the All-Central District Division II.

CAREER HIGHS

Points: 2, last vs. USW (12/2/09)
 FG Made: 1 vs. USW (12/2/09)
 3-FG Made: -
 FT Made: 2 vs. Cameron (11/13/09)
 Assists: 1 vs. USW (12/2/09)
 Rebounds: 2 vs. USW (12/2/09)
 Steals: -
 Blocks: -
 Minutes: 3 vs. USW (12/2/09)



Opponent	Date	gs	min	Total		3-Pointers		Free throws		Rebounds				pf	a	t/o	blk	stl	pts	avg
				fg-fga	pct	3fg-fga	pct	ft-fta	pct	off	def	tot	avg							
CAMERON	11/13/09		1	0-0	.000	0-0	.000	2-2	1.000	0	0	0	0.0	0	0	1	0	0	2	2.0
UNIVERSITY OF THE SO	12/02/09		3	1-2	.500	0-0	.000	0-0	.000	1	1	2	1.0	0	1	0	0	0	2	2.0
NEW ORLEANS	01/09/10		1	0-0	.000	0-0	.000	0-0	.000	0	0	0	0.7	0	0	0	0	0	0	1.3
Totals			0	5	1-2	.500	0-0	.000	2-2	1.000	1	1	2	0.7	0	1	1	0	4	1.3

Games played: 3
 Minutes/game: 1.7
 Points/game: 1.3
 FG Pct: 50.0
 FT Pct: 100.0

Rebounds/game: 0.7
 Assists/game: 0.3
 Turnovers/game: 0.3
 Assist/turnover ratio: 1.0


14 TRISTAN THOMPSON

6-5 • 190 • Jr. • G • 2L • Angleton, Texas (Brewster Academy)

Averaging 14.7 points per game in Sun Belt contests over last 2 years ... Has reached double figures in each of the last 11 games, averaging 18.5 points on 46.5% shooting and 47.0% from 3-point ... Has scored 20-points or more in 5 of the last 11 outings ... Reached double figures for first time in '09-10 against USW with 11 points ... 2008-09: NT's 2nd highest scoring threat with 11.4 ppg ... Had five 20-point games in 08-09, including career scoring efforts in three of four games in December ... Recorded first perfect night in NT history vs Sam Houston - 6-6 FG, 2-2 3-point, 6-6 FT.

CAREER HIGHS

Points: 27, last vs. FIU (12/20/09)
 FG Made: 11 vs. UL (12/18/08)
 3-FG Made: 6, last vs. UALR (12/31/09)
 FT Made: 13 vs. UL (2/7/09)
 Assists: 5 vs. TSU (12/28/09)
 Rebounds: 8, last vs NMSU (12/1/07)
 Steals: 3, last vs Troy (1/14/10)
 Blocks: 1, last vs. Houston (11/29/08)
 Minutes: 41 vs. Arkansas St. (1/10/09)



Opponent	Date	gs	min	Total		3-Pointers		Free throws		Rebounds				Scoring							
				fg-fga	pct	3fg-fga	pct	ft-fta	pct	off	def	tot	avg	pf	a	t/o	blk	stl	pts	avg	
CAMERON	11/13/09	*	16	1-3	.333	0-2	.000	3-4	.750	1	2	3	3.0	1	0	1	0	0	5	5.0	
at UT Arlington	11/18/09	*	25	1-5	.200	0-0	.000	7-9	.778	1	3	4	3.5	4	3	3	0	0	9	7.0	
at Oklahoma State	11/21/09		15	2-6	.333	1-2	.500	0-0	.000	3	2	5	4.0	2	1	2	0	0	5	6.3	
JACKSON STATE	11/24/09	*	21	1-7	.143	0-1	.000	3-4	.750	0	2	2	3.5	1	3	2	0	0	5	6.0	
at Boise State	11/28/09	*	24	2-7	.286	2-4	.500	1-2	.500	0	4	4	3.6	1	1	1	0	0	7	6.2	
UNIVERSITY OF THE SO	12/02/09	*	23	4-8	.500	3-5	.600	0-1	.000	0	4	4	3.7	0	1	0	0	2	11	7.0	
at Rice	12/05/09	*	18	0-4	.000	0-3	.000	2-2	1.000	0	0	0	3.1	2	0	0	0	0	2	6.3	
at Texas A&M	12/07/09	*	26	3-8	.375	0-2	.000	3-3	1.000	1	2	3	3.1	0	2	2	0	1	9	6.6	
ULM	12/13/09	*	32	7-8	.875	4-4	1.000	2-2	1.000	0	3	3	3.1	2	1	3	0	1	20	8.1	
FIU	12/20/09	*	37	8-19	.421	6-11	.545	5-6	.833	1	3	4	3.2	4	2	2	0	0	27	10.0	
SOUTHEASTERN	12/22/09	*	31	5-10	.500	2-5	.400	0-2	.000	0	2	2	3.1	3	0	2	0	1	12	10.2	
TEXAS SOUTHERN	12/28/09	*	37	7-14	.500	2-6	.333	5-6	.833	0	4	4	3.2	3	5	1	0	0	21	11.1	
at UALR	12/31/09	*	34	9-13	.692	6-9	.667	2-3	.667	2	2	4	3.2	2	2	3	0	0	26	12.2	
at Arkansas State	1/2/10	*	35	5-14	.357	1-5	.200	7-8	.875	3	2	5	3.4	0	2	3	0	1	18	12.6	
at Louisiana	01/07/10	*	35	1-4	.250	0-1	.000	9-11	.818	0	2	2	3.3	3	0	5	0	0	11	12.5	
NEW ORLEANS	01/09/10		23	6-9	.667	3-5	.600	3-4	.750	1	2	3	3.3	1	2	0	0	0	18	12.9	
at Troy University	1/14/10		32	4-12	.333	3-7	.429	10-11	.909	1	3	4	3.3	1	1	0	0	3	21	13.4	
ARKANSAS STATE	01/16/10		35	3-13	.231	1-5	.200	7-7	1.000	1	0	1	3.2	2	3	1	0	1	14	13.4	
SOUTH ALABAMA	01/21/10	*	30	5-13	.385	3-8	.375	2-2	1.000	0	1	1	3.1	4	1	3	0	2	15	13.5	
Totals			15	529	74-177	.418	37-85	.435	71-87	.816	15	43	58	3.1	36	30	34	0	12	256	13.5

Games played: 19
 Minutes/game: 27.8
 Points/game: 13.5
 FG Pct: 41.8
 3FG Pct: 43.5
 FT Pct: 81.6

Rebounds/game: 3.1
 Assists/game: 1.6
 Turnovers/game: 1.8
 Assist/turnover ratio: 0.9
 Steals/game: 0.6

CAREER STATS

Season	gp-gs	min/avg	Total		3-Point		F-Throws		Rebounds				Scoring							
			fg-fga	pct	fg-fga	pct	ft-fta	pct	off	def	tot	avg	pf	fo	ast	to	blk	stl	pts	avg
2007-08	30-12	494/16.5	56-133	.421	22-62	.355	59-74	.797	19	49	68	2.3	39	0	21	37	1	14	193	6.4
2008-09	32-27	718/22.4	107-248	.431	34-91	.374	117-148	.791	22	52	74	2.3	59	1	34	41	1	11	365	11.4
2009-10	19-15	529/27.8	74-177	.418	37-85	.435	71-87	.816	15	43	58	3.1	36	0	30	34	0	12	256	13.5
TOTAL	81-54	1741/21.5	237-558	.425	93-238	.391	247-309	.799	56	144	200	2.5	134	1	85	112	2	37	814	10.0

15 BEN KNOX

6-10 • 221 • Fr. • C • RS • Arlington, Texas (Grace Prep Academy)

Posted career-high 3 boards in Troy win ... Now has 2 career blocks and 2 steals in 16 minutes against Arkansas State ... Recorded first career block at No. 16 Texas A&M ... Posted 4 points on 2-2 shooting at Boise State ... Saw first action at NT and grabbed 1 rebound vs Cameron ... 2008-09: Took a redshirt ... Was a TAPPS Second-Team All-State selection as a senior ... Guided Grace Prep to the TAPPS state title game in each of the last two seasons ... Ranked as the No. 62 recruit in the state by TexasHoops.com ... Listed as No. 354 among the top 1,000 players in the country by HoopScoopOnline.com.

CAREER HIGHS

Points: 4 vs. Boise St. (11/28/09)
 FG Made: 2 vs. Boise St. (11/28/09)
 3-FG Made: -
 FT Made: -
 Assists: 1 vs. ULL (1/7/10)
 Rebounds: 3 vs. Troy (1/14/10)
 Steals: 1, last vs. ASU (1/16/10)
 Blocks: 1, last vs. ASU (1/16/10)
 Minutes: 14 vs. UNO (1/9/10)



Opponent	Date	gs	min	Total		3-Pointers		Free throws		Rebounds				pf	a	t/o	blk	stl	pts	avg	
				fg-fga	pct	3fg-fga	pct	ft-fta	pct	off	def	tot	avg								
CAMERON	11/13/09		1	0-0	.000	0-0	.000	0-0	.000	1	0	1	1.0	0	0	0	0	0	0	0.0	
at Boise State	11/28/09		4	2-2	1.000	0-0	.000	0-0	.000	1	0	1	1.0	0	1	1	0	0	4	2.0	
UNIVERSITY OF THE SO	12/02/09		10	0-0	.000	0-0	.000	0-0	.000	1	0	1	1.0	1	0	1	0	0	0	1.3	
at Texas A&M	12/07/09		3	0-0	.000	0-0	.000	0-0	.000	0	0	0	0.8	1	0	0	1	0	0	1.0	
ULM	12/13/09		1	0-0	.000	0-0	.000	0-2	.000	0	1	1	0.8	0	0	0	0	0	0	0.8	
FIU	12/20/09		0	0-0	.000	0-0	.000	0-0	.000	0	0	0	0.7	0	0	0	0	0	0	0.7	
at Arkansas State	1/2/10		9	1-3	.333	0-0	.000	0-0	.000	2	1	3	1.0	1	0	0	1	1	2	0.9	
at Louisiana	01/07/10		7	0-0	.000	0-0	.000	0-0	.000	1	0	1	1.0	3	1	1	0	0	0	0.8	
NEW ORLEANS	01/09/10		14	0-1	.000	0-0	.000	0-0	.000	0	2	2	1.1	0	0	0	0	0	0	0.7	
at Troy University	1/14/10		3	1-2	.500	0-0	.000	0-0	.000	2	1	3	1.3	0	0	0	0	0	2	0.8	
ARKANSAS STATE	01/16/10		7	1-1	1.000	0-0	.000	0-0	.000	0	0	0	1.2	0	0	0	1	1	2	0.9	
SOUTH ALABAMA	01/21/10		1	0-1	.000	0-0	.000	0-0	.000	0	0	0	1.1	1	0	0	0	0	0	0.8	
Totals			0	60	5-10	.500	0-0	.000	0-2	.000	8	5	13	1.1	7	2	3	3	2	10	0.8

Games played: 12
 Minutes/game: 5.0
 Points/game: 0.8
 FG Pct: 50.0
 FT Pct: 0.0

Rebounds/game: 1.1
 Assists/game: 0.2
 Turnovers/game: 0.3
 Assist/turnover ratio: 0.7
 Steals/game: 0.2
 Blocks/game: 0.3

20 COLLIN MANGRUM

6-4 • 190 • Jr. • G • 2L • Howe, Texas (Howe HS)

Has started 3 games this year - giving him 4 career starts ... Career-high 2 assists at UALR ... Shooting 22-56 (39.3 percent) from the floor after entering '09-10 with 28.8 career shooting percentage (19-66) ... Posted 9 points in a career-high 27 minutes vs Texas Southern ... 12 points at Rice was second career double-digit game ... Went 2-2 for 5 points at Oklahoma State ... 2008-09: Exploded for career highs in points, field goals and 3-pointers in breakout game vs MTSU ... Missed all of 2007-08 and the final nine games of the 08-09 season after exacerbating chronic injuries.

CAREER HIGHS

Points: 19 vs. MTSU (12/31/08)
 FG Made: 7 vs. MTSU (12/31/08)
 3-FG Made: 5 vs. MTSU (12/31/08)
 FT Made: 4, last vs Jarvis (12/22/06)
 Assists: 2 vs. UALR (12/31/09)
 Rebounds: 4, last vs. ULL (2/7/09)
 Steals: 2, last vs. JSU (11/24/09)
 Blocks: 1, last vs. USA (1/21/10)
 Minutes: 27 vs. TSU (12/28/09)



Opponent	Date	gs	min	Total		3-Pointers		Free throws		Rebounds				pf	a	t/o	blk	stl	pts	avg
				fg-fga	pct	3fg-fga	pct	ft-fta	pct	off	def	tot	avg							
CAMERON	11/13/09		12	3-7	.429	1-3	.333	2-2	1.000	0	0	0	0.0	2	0	0	0	0	9	9.0
at Oklahoma State	11/21/09		10	2-2	1.000	1-1	1.000	0-0	.000	0	1	1	0.5	1	0	1	0	0	5	7.0
JACKSON STATE	11/24/09		15	3-6	.500	1-4	.250	0-0	.000	0	0	0	0.3	4	0	1	1	2	7	7.0
at Boise State	11/28/09		16	2-3	.667	0-0	.000	0-1	.000	0	0	0	0.3	2	0	0	0	0	4	6.3
UNIVERSITY OF THE SO	12/02/09		15	2-3	.667	1-2	.500	2-2	1.000	0	1	1	0.4	4	1	0	1	1	7	6.4
at Rice	12/05/09		23	4-8	.500	1-4	.250	3-4	.750	0	3	3	0.8	2	0	1	1	1	12	7.3
ULM	12/13/09		11	0-3	.000	0-2	.000	0-0	.000	0	1	1	0.9	1	0	1	0	0	0	6.3
FIU	12/20/09		9	0-2	.000	0-2	.000	2-2	1.000	0	2	2	1.0	0	0	0	0	0	2	5.8
SOUTHEASTERN	12/22/09		9	0-1	.000	0-1	.000	0-0	.000	0	0	0	0.9	2	0	0	0	0	0	5.1
TEXAS SOUTHERN	12/28/09	*	27	3-6	.500	0-1	.000	3-3	1.000	0	3	3	1.1	0	0	3	0	1	9	5.5
at UALR	12/31/09	*	17	1-4	.250	1-4	.250	0-0	.000	0	2	2	1.2	2	2	0	0	0	3	5.3
at Arkansas State	1/2/10	*	8	0-3	.000	0-1	.000	0-0	.000	0	0	0	1.1	0	0	1	0	0	0	4.8
at Louisiana	01/07/10		2	0-1	.000	0-0	.000	0-0	.000	0	0	0	1.0	1	0	1	0	0	0	4.5
NEW ORLEANS	01/09/10		12	2-4	.500	1-3	.333	0-0	.000	0	1	1	1.0	1	0	2	0	1	5	4.5
at Troy University	1/14/10		4	0-2	.000	0-2	.000	0-0	.000	0	1	1	1.0	0	0	0	0	1	0	4.2
SOUTH ALABAMA	01/21/10		6	0-1	.000	0-0	.000	0-0	.000	0	0	0	0.9	3	0	2	1	1	0	3.9
Totals		3	196	22-56	.393	7-30	.233	12-14	.857	0	15	15	0.9	25	3	13	4	8	63	3.9

Games played: 16
 Minutes/game: 12.3
 Points/game: 3.9
 FG Pct: 39.3
 3FG Pct: 23.3
 FT Pct: 85.7

Rebounds/game: 0.9
 Assists/game: 0.2
 Turnovers/game: 0.8
 Assist/turnover ratio: 0.2
 Steals/game: 0.5
 Blocks/game: 0.3

CAREER STATS

Season	gp-gs	min/avg	Total		3-Point		F-Throws		Rebounds				Scoring							
			fg-fga	pct	fg-fga	pct	ft-fta	pct	off	def	tot	avg	pf	fo	ast	to	blk	stl	pts	avg
2006-07	21-0	129/6.1	10-31	.323	3-17	.176	10-12	.833	6	15	21	1.0	16	0	5	9	2	7	33	1.6
2008-09	11-1	88/8.0	9-35	.257	5-22	.227	3-6	.500	2	12	14	1.3	18	1	3	9	0	5	26	2.4
2009-10	16-3	196/12.3	22-56	.393	7-30	.233	12-14	.857	0	15	15	0.9	25	0	3	13	4	8	63	3.9
TOTAL	48-4	413/8.6	41-122	.336	15-69	.217	25-32	.781	8	42	50	1.0	59	1	11	31	6	20	122	2.5

21 SHANNON SHORTER

6-4 • 200 • Jr. • G • TR • Houston (Paris JC)

Earned starts in each of the last 5 games ... Career high 14 points in 31 minutes at ULL ... Tallied 7 assists in UALR win ... Snagged first career double-double vs. USW ... Started season opener vs Cameron ... racked up 11 points in the 2OT win over UTA ... 2008-09 Paris: Poured in 15.7 points per game and 9.0 rebounds per game in the Region XIV Tourney, earning an All-Tournament Team selection to go with his All-Conference bid ... Led the Dragons to a 25-6 record and a national top 10 ranking ... Shorter and Paris finished sixth nationally in defensive points allowed.

CAREER HIGHS

Points: 14 vs. ULL (1/7/10)
 FG Made: 5 vs. ULL (1/7/10)
 3-FG Made: 1 vs. OSU (11/21/09)
 FT Made: 7 vs. TSU (12/28/09)
 Assists: 7 vs. UALR (12/31/09)
 Rebounds: 10 vs. USW (12/2/09)
 Steals: 1, last vs. Troy (1/14/10)
 Blocks: 1, last vs. Troy (1/14/10)
 Minutes: 37 vs. USA (1/21/10)



Opponent	Date	gs	min	Total		3-Pointers		Free throws		Rebounds				pf	a	t/o	blk	stl	pts	avg	
				fg-fga	pct	3fg-fga	pct	ft-fta	pct	off	def	tot	avg								
CAMERON	11/13/09	*	21	0-3	.000	0-2	.000	2-2	1.000	0	2	2	2.0	0	2	2	0	0	2	2.0	
at UT Arlington	11/18/09	*	28	3-8	.375	0-2	.000	5-7	.714	2	2	4	3.0	3	2	1	0	1	11	6.5	
at Oklahoma State	11/21/09	*	17	2-5	.400	1-1	1.000	2-2	1.000	2	2	4	3.3	3	1	2	0	1	7	6.7	
JACKSON STATE	11/24/09		7	1-2	.500	0-0	.000	0-0	.000	0	1	1	2.8	0	0	1	0	0	2	5.5	
at Boise State	11/28/09		8	0-2	.000	0-0	.000	0-0	.000	0	2	2	2.6	0	0	1	0	0	0	4.4	
UNIVERSITY OF THE SO	12/02/09		21	4-5	.800	0-0	.000	3-7	.429	4	6	10	3.8	1	2	0	0	0	11	5.5	
at Rice	12/05/09		3	0-1	.000	0-1	.000	0-0	.000	0	1	1	3.4	0	0	0	0	0	0	4.7	
at Texas A&M	12/07/09		22	1-3	.333	0-1	.000	0-0	.000	0	0	0	3.0	4	1	2	0	0	2	4.4	
ULM	12/13/09		19	3-4	.750	0-1	.000	0-0	.000	0	4	4	3.1	5	3	1	0	1	6	4.6	
FIU	12/20/09		18	0-2	.000	0-1	.000	4-4	1.000	2	1	3	3.1	3	3	4	0	1	4	4.5	
SOUTHEASTERN	12/22/09		20	1-3	.333	0-1	.000	0-0	.000	0	3	3	3.1	1	2	1	0	1	2	4.3	
TEXAS SOUTHERN	12/28/09		19	2-3	.667	0-0	.000	7-9	.778	0	3	3	3.1	3	2	1	0	0	11	4.8	
at UALR	12/31/09		30	2-6	.333	0-1	.000	4-5	.800	3	1	4	3.2	2	7	1	0	0	8	5.1	
at Arkansas State	1/2/10		20	3-6	.500	0-2	.000	0-1	.000	0	4	4	3.2	1	0	2	0	0	6	5.1	
at Louisiana	01/07/10	*	31	5-9	.556	0-0	.000	4-6	.667	4	4	8	3.5	3	2	2	0	0	14	5.7	
NEW ORLEANS	01/09/10	*	32	3-7	.429	0-1	.000	1-1	1.000	2	3	5	3.6	2	1	3	1	1	7	5.8	
at Troy University	1/14/10	*	24	1-1	1.000	0-0	.000	2-2	1.000	1	2	3	3.6	3	4	2	1	1	4	5.7	
ARKANSAS STATE	01/16/10	*	32	2-6	.333	0-0	.000	6-6	1.000	5	1	6	3.7	2	2	1	0	0	10	5.9	
SOUTH ALABAMA	01/21/10	*	37	3-6	.500	0-0	.000	4-4	1.000	5	1	6	3.8	2	5	3	0	0	10	6.2	
Totals			8	409	36-82	.439	1-14	.071	44-56	.786	30	43	73	3.8	38	39	30	2	7	117	6.2

Games played: 19
 Minutes/game: 21.5
 Points/game: 6.2
 FG Pct: 43.9
 3FG Pct: 7.1
 FT Pct: 78.6

Rebounds/game: 3.8
 Assists/game: 2.1
 Turnovers/game: 1.6
 Assist/turnover ratio: 1.3
 Steals/game: 0.4
 Blocks/game: 0.1

23 RICHARD THOMAS

6-5 • 190 • Jr. • G • TR • Rosedale, N.Y. (Garden City CC)

Started his 12th game of the year against ASU ... Broke out for career-high 14 points at ULL ... Scored at least 3 points in season's first 11 games ... Filled up the defensive stat sheet at Boise State and No. 16 Texas A&M with 2 steals and 1 block in both games ... Earned starting nod at OSU and had 5 points and 2 blocks ... Reached double-figures (12 pts) in first NT appearance in season opener ... 2008-09 Garden City: Named to the 2009 Region VI All-Tournament team at Garden City CC ... Represented the Broncbusters at the NJCAA All-Star Game.

CAREER HIGHS

Points: 14 vs. ULL (1/7/10)
 FG Made: 5 vs. ULL (1/7/10)
 3-FG Made: 2, last vs. FIU (12/20/09)
 FT Made: 4 vs. Cameron (11/13/09)
 Assists: 3, last vs. Troy (1/14/10)
 Rebounds: 5 vs. UNO (1/9/10)
 Steals: 2, last vs. Texas A&M (12/7/09)
 Blocks: 2 vs. OSU (11/21/09)
 Minutes: 31, last vs. Texas A&M (12/7/09)



Opponent	Date	gs	min	Total		3-Pointers		Free throws		Rebounds				pf	a	t/o	blk	stl	pts	avg	
				fg-fga	pct	3fg-fga	pct	ft-fta	pct	off	def	tot	avg								
CAMERON	11/13/09		24	3-7	.429	2-5	.400	4-5	.800	0	1	1	1.0	3	1	3	0	0	12	12.0	
at UT Arlington	11/18/09		14	1-4	.250	1-3	.333	0-0	.000	0	2	2	1.5	1	0	1	1	0	3	7.5	
at Oklahoma State	11/21/09	*	21	1-3	.333	1-3	.333	2-2	1.000	1	1	2	1.7	1	1	1	2	0	5	6.7	
JACKSON STATE	11/24/09	*	26	3-5	.600	2-3	.667	3-4	.750	0	3	3	2.0	4	1	0	0	0	11	7.8	
at Boise State	11/28/09	*	31	3-11	.273	1-6	.167	0-0	.000	1	1	2	2.0	2	2	6	1	2	7	7.6	
UNIVERSITY OF THE SO	12/02/09	*	19	3-5	.600	2-3	.667	0-0	.000	0	2	2	2.0	2	1	3	0	0	8	7.7	
at Rice	12/05/09	*	11	1-4	.250	1-4	.250	0-0	.000	1	0	1	1.9	4	0	1	0	0	3	7.0	
at Texas A&M	12/07/09	*	31	1-5	.200	1-3	.333	2-2	1.000	0	4	4	2.1	4	3	1	1	2	5	6.8	
ULM	12/13/09	*	23	3-6	.500	0-1	.000	3-4	.750	1	1	2	2.1	3	3	3	0	0	9	7.0	
FIU	12/20/09	*	25	3-6	.500	2-5	.400	2-3	.667	1	2	3	2.2	5	0	2	0	1	10	7.3	
SOUTHEASTERN	12/22/09	*	20	2-8	.250	0-3	.000	3-3	1.000	0	5	5	2.5	1	1	1	0	1	7	7.3	
TEXAS SOUTHERN	12/28/09		4	0-1	.000	0-1	.000	0-2	.000	0	2	2	2.4	0	1	1	0	1	0	6.7	
at UALR	12/31/09		6	0-1	.000	0-1	.000	0-0	.000	0	1	1	2.3	0	0	1	1	0	0	6.2	
at Louisiana	01/07/10		30	5-8	.625	1-3	.333	3-4	.750	0	2	2	2.3	4	3	2	0	0	14	6.7	
NEW ORLEANS	01/09/10	*	25	3-7	.429	1-3	.333	0-2	.000	0	5	5	2.5	2	0	1	1	0	7	6.7	
at Troy University	1/14/10	*	22	0-4	.000	0-2	.000	0-0	.000	1	2	3	2.5	2	3	1	1	0	0	6.3	
ARKANSAS STATE	01/16/10	*	13	1-5	.200	1-4	.250	0-2	.000	0	1	1	2.4	1	0	2	0	1	3	6.1	
Totals			12	345	33-90	.367	16-53	.302	22-33	.667	6	35	41	2.4	39	20	30	8	8	104	6.1

Games played: 17
 Minutes/game: 20.3
 Points/game: 6.1
 FG Pct: 36.7
 3FG Pct: 30.2
 FT Pct: 66.7

Rebounds/game: 2.4
 Assists/game: 1.2
 Turnovers/game: 1.8
 Assist/turnover ratio: 0.7
 Steals/game: 0.5
 Blocks/game: 0.5

25 ERIC TRAMIEL

6-7 • 230 • Sr. • F • 1L • Shreveport, La. (Paris JC)

Missed 4 games with a wrist injury, but has double-digit games in 3 games back, including career-high 25 points in a double-double vs USA ... Ranks 4th in school history with a 56.2 career FG% ... 19 points and 8 rebounds vs SLU ... Bullied OSU for 16 pts on 7-of-14 shooting, and No. 16 Texas A&M for 17 pts on 6-of-11 ... 20th career double-digit scoring performance in season opener ... Career-high 3 steals vs ULM ... Preseason First Team All-Sun Belt ... 2008-09: Earned Third Team All-Sun Belt honors ... Shot 57.9% in 08-09, which leads all SBC newcomers and ranked 3rd in the league.

CAREER HIGHS

Points: 25 vs. USA (1/21/10)
 FG Made: 10 vs. USA (1/21/10)
 3-FG Made: 2, last vs. Rice (12/5/09)
 FT Made: 13 vs. FAU (3/4/09)
 Assists: 3, last vs. ASU (2/26/09)
 Rebounds: 15 vs. FIU (1/22/09)
 Steals: 3 vs. ULM (12/13/09)
 Blocks: 4 vs. SHSU (11/20/08)
 Minutes: 39 vs. FIU (12/20/09)



Opponent	Date	gs	min	Total		3-Pointers		Free throws		Rebounds				pf	a	t/o	blk	stl	pts	avg	
				fg-fga	pct	3fg-fga	pct	ft-fta	pct	off	def	tot	avg								
CAMERON	11/13/09	*	29	3-7	.429	0-1	.000	5-8	.625	4	3	7	7.0	3	2	3	0	0	11	11.0	
at UT Arlington	11/18/09	*	20	1-3	.333	0-1	.000	3-3	1.000	0	3	3	5.0	5	0	0	0	1	5	8.0	
at Oklahoma State	11/21/09	*	32	7-14	.500	1-3	.333	1-1	1.000	0	3	3	4.3	5	0	0	1	0	16	10.7	
JACKSON STATE	11/24/09	*	29	6-9	.667	0-1	.000	3-5	.600	1	4	5	4.5	5	0	3	2	1	15	11.8	
at Boise State	11/28/09	*	33	5-8	.625	2-3	.667	2-5	.400	0	4	4	4.4	3	1	2	1	1	14	12.2	
at Rice	12/05/09	*	34	3-10	.300	2-5	.400	2-4	.500	2	5	7	4.8	3	1	3	0	0	10	11.8	
at Texas A&M	12/07/09	*	31	6-11	.545	1-4	.250	4-7	.571	2	4	6	5.0	5	2	2	1	2	17	12.6	
ULM	12/13/09	*	28	7-9	.778	0-0	.000	2-4	.500	2	3	5	5.0	2	0	2	1	3	16	13.0	
FIU	12/20/09	*	39	0-5	.000	0-2	.000	0-3	.000	2	3	5	5.0	1	1	1	1	0	0	11.6	
SOUTHEASTERN	12/22/09	*	33	6-10	.600	0-1	.000	7-9	.778	3	5	8	5.3	1	0	3	1	0	19	12.3	
TEXAS SOUTHERN	12/28/09	*	3	0-1	.000	0-0	.000	0-0	.000	0	1	1	4.9	0	1	0	0	0	0	11.2	
at Troy University	1/14/10		18	5-10	.500	0-0	.000	1-2	.500	0	2	2	4.7	5	1	1	0	0	11	11.2	
ARKANSAS STATE	01/16/10		20	5-7	.714	0-0	.000	2-5	.400	1	1	2	4.5	3	1	1	0	1	12	11.2	
SOUTH ALABAMA	01/21/10	*	32	10-17	.588	0-2	.000	5-6	.833	7	6	13	5.1	2	1	4	2	0	25	12.2	
Totals			12	381	64-121	.529	6-23	.261	37-62	.597	24	47	71	5.1	43	11	25	10	9	171	12.2

Games played: 14
 Minutes/game: 27.2
 Points/game: 12.2
 FG Pct: 52.9
 3FG Pct: 26.1
 FT Pct: 59.7

Rebounds/game: 5.1
 Assists/game: 0.8
 Turnovers/game: 1.8
 Assist/turnover ratio: 0.4
 Steals/game: 0.6
 Blocks/game: 0.7

CAREER STATS

Season	gp-gs	min/avg	Total		3-Point		F-Throws		Rebounds				Scoring							
			fg-fga	pct	fg-fga	pct	ft-fta	pct	off	def	tot	avg	pf	fo	ast	to	blk	stl	pts	avg
2008-09	32-19	784/24.5	132-228	.579	4-10	.400	116-179	.648	74	138	212	6.6	86	3	26	50	21	13	384	12.0
2009-10	14-12	381/27.2	64-121	.529	6-23	.261	37-62	.597	24	47	71	5.1	43	5	11	25	10	9	171	12.2
TOTAL	46-31	1165/25.3	196-349	.562	10-33	.303	153-241	.635	98	185	283	6.2	129	8	37	75	31	22	555	12.1

30 JACOB HOLMEN

6-8 • 220 • Fr. • F • HS • Whitehouse, Texas (Whitehouse HS)

Has 8 starts as a freshman ... Hit game-winning 15-footer with 3 seconds remaining vs Texas Southern ... 5-8 from the floor for 11 points in UALR win ... 78.1 FT% is among team leaders ... Posted a block and a 3-pointer in 9 minutes at No. 16 Texas A&M ... Only Josh White has topped Holmen's 17 pts vs USW ... 7 rebounds vs FIU ... Hit first career 3-pointer at Boise State ... Team's leading rebounder at OSU with 8 boards ... Breakout game vs. UTA with 14 pts in 29 minutes ... High School: Was the District 11-4A Defensive POY ... Named All-East Texas MVP by the Tyler Morning Telegraph in 2009.

CAREER HIGHS

Points: 17 vs. USW (12/2/09)
 FG Made: 6, last vs. Troy (1/14/10)
 3-FG Made: 1, last vs. ASU (1/2/10)
 FT Made: 5 vs. USW (12/2/09)
 Assists: 2 vs. Cameron (11/13/09)
 Rebounds: 8 vs. OSU (11/21/09)
 Steals: 2 vs. UNO (1/9/09)
 Blocks: 1, last vs. SLU (12/22/09)
 Minutes: 31 vs. UALR (12/31/09)



Opponent	Date	gs	min	Total		3-Pointers		Free throws		Rebounds				pf	a	t/o	blk	stl	pts	avg	
				fg-fga	pct	3fg-fga	pct	ft-fa	pct	off	def	tot	avg								
CAMERON	11/13/09		16	2-5	.400	0-1	.000	0-0	.000	1	1	2	2.0	1	2	0	0	0	4	4.0	
at UT Arlington	11/18/09		29	6-12	.500	0-2	.000	2-4	.500	1	3	4	3.0	4	0	0	1	0	14	9.0	
at Oklahoma State	11/21/09		13	3-8	.375	0-2	.000	0-1	.000	3	5	8	4.7	2	1	0	0	1	6	8.0	
JACKSON STATE	11/24/09		11	1-1	1.000	0-0	.000	4-4	1.000	0	1	1	3.8	0	0	0	0	0	6	7.5	
at Boise State	11/28/09		7	3-5	.600	1-1	1.000	0-0	.000	0	1	1	3.2	1	0	0	0	0	7	7.4	
UNIVERSITY OF THE SO	12/02/09	*	22	6-10	.600	0-1	.000	5-5	1.000	1	1	2	3.0	2	1	1	0	1	17	9.0	
at Rice	12/05/09	*	11	1-6	.167	0-0	.000	0-0	.000	2	1	3	3.0	0	0	0	0	0	2	8.0	
at Texas A&M	12/07/09		9	1-4	.250	1-2	.500	0-0	.000	1	0	1	2.8	0	0	0	1	0	3	7.4	
ULM	12/13/09		6	0-2	.000	0-1	.000	0-0	.000	0	2	2	2.7	2	0	2	0	1	0	6.6	
FIU	12/20/09		15	1-5	.200	0-1	.000	0-0	.000	3	4	7	3.1	0	0	1	0	0	2	6.1	
SOUTHEASTERN	12/22/09		11	1-2	.500	0-1	.000	0-0	.000	0	1	1	2.9	3	0	1	1	0	2	5.7	
TEXAS SOUTHERN	12/28/09		30	5-7	.714	0-0	.000	2-2	1.000	0	2	2	2.8	0	1	2	0	1	12	6.3	
at UALR	12/31/09	*	31	5-8	.625	0-1	.000	1-1	1.000	0	2	2	2.8	5	1	1	0	0	11	6.6	
at Arkansas State	1/2/10	*	24	3-7	.429	1-3	.333	1-1	1.000	0	3	3	2.8	3	0	1	0	0	8	6.7	
at Louisiana	01/07/10	*	13	1-4	.250	0-2	.000	2-2	1.000	0	0	0	2.6	0	0	1	0	0	4	6.5	
NEW ORLEANS	01/09/10	*	24	0-6	.000	0-0	.000	1-2	.500	3	3	6	2.8	2	1	3	0	2	1	6.2	
at Troy University	1/14/10	*	28	6-12	.500	0-0	.000	0-0	.000	2	1	3	2.8	0	1	2	0	1	12	6.5	
ARKANSAS STATE	01/16/10	*	20	2-6	.333	0-1	.000	3-4	.750	1	0	1	2.7	4	0	1	0	0	7	6.6	
SOUTH ALABAMA	01/21/10		8	1-3	.333	0-0	.000	4-6	.667	1	0	1	2.6	0	0	0	0	0	6	6.5	
Totals			8	328	48-113	.425	3-19	.158	25-32	.781	19	31	50	2.6	29	8	16	3	7	124	6.5

Games played: 19
 Minutes/game: 17.3
 Points/game: 6.5
 FG Pct: 42.5
 3FG Pct: 15.8
 FT Pct: 78.1

Rebounds/game: 2.6
 Assists/game: 0.4
 Turnovers/game: 0.8
 Assist/turnover ratio: 0.5
 Steals/game: 0.4
 Blocks/game: 0.2

33 TYLER HALL

6-2 • 175 • So. • G • HS • Pampa, Texas (Pampa HS)

4 pts in 3 minutes vs. USW ... Recorded a steal in 1 minute of play vs Cameron ... High School: A multi-sport standout at Pampa High School, Hall averaged 22 points, 6 rebounds and 5 assists per game as a senior ... Was named an all-district performer in each of his last two seasons, and was once named to the all-region team ... Scored a career-high double-double with 42 points and 11 rebounds in a single game ... Also lettered in track, where he qualified for regionals in the long jump ... Participated in the Faith 7 Texas vs. Oklahoma All-Star game ... Has two brothers, Brodie and Clayton ... Born on August 29, 1988 to Kitty and Terry Hall.

CAREER HIGHS

Points: 4 vs. USW (12/2/09)
 FG Made: 1 vs. USW (12/2/09)
 3-FG Made: -
 FT Made: 2 vs. USW (12/2/09)
 Assists: 1 vs. USW (12/2/09)
 Rebounds: -
 Steals: 1 vs. Cameron (11/13/09)
 Blocks: -
 Minutes: 3 vs. USW (12/2/09)



Opponent	Date	gs	min	Total		3-Pointers		Free throws		Rebounds				pf	a	t/o	blk	stl	pts	avg
				fg-fga	pct	3fg-fga	pct	ft-fta	pct	off	def	tot	avg							
CAMERON	11/13/09		1	0-1	.000	0-0	.000	0-0	.000	0	0	0	0.0	0	0	0	0	1	0	0.0
UNIVERSITY OF THE SO	12/02/09		3	1-1	1.000	0-0	.000	2-2	1.000	0	0	0	0.0	0	1	0	0	0	4	2.0
Totals			4	1-2	.500	0-0	.000	2-2	1.000	0	0	0	0.0	0	1	0	0	1	4	2.0

Games played: 2
 Minutes/game: 2.0
 Points/game: 2.0
 FG Pct: 50.0
 FT Pct: 100.0

Assists/game: 0.5
 Assist/turnover ratio: 99.9
 Steals/game: 0.5

34 JAMIE EGENTI

6-8 • 265 • Jr. • F • TR • Watauga, Texas (North Lakes College)

Became eligible for the spring semester ... At North Lakes College, Egenti averaged 7.8 points, 5.4 rebounds and 1.3 blocks per game in helping them claim their NJCAA Div. III National Championship ... Was a two-sport star at Haltom High School, winning the District 5-5A MVP award in 2005-06 ... Averaged 14.1 points, 10.1 rebounds and 1.2 blocks per game for the Buffalos ... Also lettered in football ... Is the oldest of seven children born to Henrietta and Emmanuel Egenti ... Born on Oct. 12, 1987.

CAREER HIGHS

Points: -
FG Made: -
3-FG Made: -
FT Made: -
Assists: -
Rebounds: -
Steals: -
Blocks: -
Minutes: -



42 CAMERON SPENCER

6-7 • 264 • Jr. • F • SQ • Orange, Texas (Southern Methodist)

Hit a key bucket in the win over UALR ... Career high 2 assists and a block vs ULM ... Solid 5 pts on 2-3 shooting vs. USW ... Game and career-high 8 rebounds at Boise State ... Tallied a jumper and a block vs. Jackson State ... Scored a bucket vs Cameron in his first action at NT ... Sat out the 2008-09 season due to NCAA transfer rules ... At SMU he played in 41 games over two years, hitting 53.6 percent from the floor ... Was the first signee for SMU head coach Matt Doherty ... He also tallied 6 blocks and 6 steals to go with 5 assists and 9-of-17 (52.9 percent) shooting on the year.

CAREER HIGHS

Points: 5 vs. USW (12/2/09)
 FG Made: 2 vs. USW (12/2/09)
 3-FG Made: -
 FT Made: 1 vs. USW (12/2/09)
 Assists: 2 vs. ULM (12/13/09)
 Rebounds: 8 vs. Boise St. (11/28/09)
 Steals: 1, last vs. ULM (12/13/09)
 Blocks: 1, last vs. USA (1/21/10)
 Minutes: 19 vs. Boise St. (11/28/09)



Opponent	Date	gs	min	Total		3-Pointers		Free throws		Rebounds				pf	a	t/o	blk	stl	pts	avg
				fg-fga	pct	3fg-fga	pct	ft-fta	pct	off	def	tot	avg							
CAMERON	11/13/09		5	1-2	.500	0-0	.000	0-0	.000	1	0	1	1.0	0	1	0	0	0	2	2.0
at UT Arlington	11/18/09		6	0-0	.000	0-0	.000	0-0	.000	0	1	1	1.0	0	0	2	0	0	0	1.0
at Oklahoma State	11/21/09		1	0-1	.000	0-0	.000	0-0	.000	0	0	0	0.7	1	0	0	0	0	0	0.7
JACKSON STATE	11/24/09		3	1-2	.500	0-0	.000	0-0	.000	0	1	1	0.8	0	0	0	1	0	2	1.0
at Boise State	11/28/09		19	1-2	.500	0-0	.000	0-0	.000	3	5	8	2.2	0	1	1	1	0	2	1.2
UNIVERSITY OF THE SO	12/02/09		14	2-3	.667	0-0	.000	1-2	.500	1	3	4	2.5	0	0	0	0	1	5	1.8
at Rice	12/05/09		6	0-0	.000	0-0	.000	0-0	.000	0	1	1	2.3	0	0	0	0	0	0	1.6
at Texas A&M	12/07/09		6	1-2	.500	0-0	.000	0-0	.000	1	2	3	2.4	3	0	0	0	1	2	1.6
ULM	12/13/09		6	0-0	.000	0-0	.000	0-0	.000	0	1	1	2.2	2	2	0	0	1	0	1.4
TEXAS SOUTHERN	12/28/09		2	0-0	.000	0-0	.000	0-0	.000	0	0	0	2.0	1	0	0	0	0	0	1.3
at UALR	12/31/09		9	1-1	1.000	0-0	.000	0-0	.000	0	1	1	1.9	0	0	0	0	0	2	1.4
at Arkansas State	1/2/10		16	1-3	.333	0-0	.000	0-0	.000	2	5	7	2.3	0	0	1	0	0	2	1.4
at Louisiana	01/07/10		2	0-0	.000	0-0	.000	0-0	.000	1	0	1	2.2	0	0	1	0	0	0	1.3
NEW ORLEANS	01/09/10		10	1-1	1.000	0-0	.000	0-0	.000	1	3	4	2.4	2	0	0	1	0	2	1.4
at Troy University	1/14/10		10	0-0	.000	0-0	.000	0-0	.000	1	2	3	2.4	0	0	1	0	0	0	1.3
SOUTH ALABAMA	01/21/10		6	0-0	.000	0-0	.000	0-0	.000	0	1	1	2.3	1	0	0	1	0	0	1.2
Totals		0	121	9-17	.529	0-0	.000	1-2	.500	11	26	37	2.3	10	4	6	4	3	19	1.2

Games played: 16
 Minutes/game: 7.6
 Points/game: 1.2
 FG Pct: 52.9
 FT Pct: 50.0

Rebounds/game: 2.3
 Assists/game: 0.3
 Turnovers/game: 0.4
 Assist/turnover ratio: 0.7
 Steals/game: 0.2
 Blocks/game: 0.3

NORTH TEXAS vs. SOUTH ALABAMA

12-7 OVERALL, 5-4 SUN BELT WEST

2009-10 SEASON STATS TEAM/INDIVIDUAL

RECORD:	OVERALL	HOME	AWAY	NEUTRAL
ALL GAMES	12-7	8-2	4-5	0-0
CONFERENCE	5-4	3-2	2-2	0-0
NON-CONFERENCE	7-3	5-0	2-3	0-0

##	Player	gp-gs	min	Total		3-Point		F-Throw		Rebounds				pf	dq	a	to	blk	stl	pts	avg	
				fg-fga	fg%	3fg-fga	3fg%	ft-fa	ft%	off	def	tot	avg									
10	White, Josh	19-19	685	36.1	85-184	.462	37-83	.446	75-94	.798	12	33	45	2.4	27	0	74	62	0	8	282	14.8
14	Thompson, Tristan	19-15	529	27.8	74-177	.418	37-85	.435	71-87	.816	15	43	58	3.1	36	0	30	34	0	12	256	13.5
25	Tramiel, Eric	14-12	381	27.2	64-121	.529	6-23	.261	37-62	.597	24	47	71	5.1	43	5	11	25	10	9	171	12.2
04	Odufuwa, George	19-18	582	30.6	75-127	.591	0-0	.000	61-92	.663	65	126	191	10.1	55	2	29	47	19	15	211	11.1
01	Johnson, Dominique	4-0	60	15.0	8-19	.421	3-8	.375	8-10	.800	0	7	7	1.8	6	0	9	4	1	3	27	6.8
30	Holmen, Jacob	19-8	328	17.3	48-113	.425	3-19	.158	25-32	.781	19	31	50	2.6	29	1	8	16	3	7	124	6.5
21	Shorter, Shannon	19-8	409	21.5	36-82	.439	1-14	.071	44-56	.786	30	43	73	3.8	38	1	39	30	2	7	117	6.2
23	Thomas, Richard	17-12	345	20.3	33-90	.367	16-53	.302	22-33	.667	6	35	41	2.4	39	1	20	30	8	8	104	6.1
20	Mangrum, Collin	16-3	196	12.3	22-56	.393	7-30	.233	12-14	.857	0	15	15	0.9	25	0	3	13	4	8	63	3.9
33	Hall, Tyler	2-0	4	2.0	1-2	.500	0-0	.000	2-2	1.000	0	0	0	0.0	0	0	1	0	0	1	4	2.0
12	Goff, Nick	3-0	5	1.7	1-2	.500	0-0	.000	2-2	1.000	1	1	2	0.7	0	0	1	1	0	0	4	1.3
03	Williams, Alzee	18-0	157	8.7	6-34	.176	1-19	.053	9-14	.643	2	10	12	0.7	14	0	3	10	3	4	22	1.2
42	Spencer, Cameron	16-0	121	7.6	9-17	.529	0-0	.000	1-2	.500	11	26	37	2.3	10	0	4	6	4	3	19	1.2
15	Knox, Ben	12-0	60	5.0	5-10	.500	0-0	.000	0-2	.000	8	5	13	1.1	7	0	2	3	3	2	10	0.8
11	Matlock, Antwone	4-0	14	3.5	0-4	.000	0-4	.000	0-0	.000	0	2	2	0.5	3	0	0	0	0	0	0	0.0
Team											28	42	70				4					
Total.....		19	3876		467-1038	.450	111-338	.328	369-502	.735	221	466	687	36.2	332	10	234	285	57	87	1414	74.4
Opponents.....		19	3876		511-1151	.444	96-294	.327	246-343	.717	229	428	657	34.6	418	-	206	249	77	132	1364	71.8

TEAM STATISTICS	NT	OPP	Date	Opponent	Score	Att.
SCORING	1414	1364	11/13/09	CAMERON	w 80-62	1524
Points per game	74.4	71.8	11/18/09	at UT Arlington	wo2 101-99	1404
Scoring margin	+2.6	-	11/21/09	at Oklahoma State	L 68-82	10888
FIELD GOALS-ATT	467-1038	511-1151	11/24/09	JACKSON STATE	w 68-58	2164
Field goal pct	.450	.444	11/28/09	at Boise State	L 73-79	2650
3 POINT FG-ATT	111-338	96-294	12/02/09	UNIVERSITY OF THE SOUTHWEST	w 91-62	1677
3-point FG pct	.328	.327	12/05/09	at Rice	w 64-62	1490
3-pt FG made per game	5.8	5.1	12/07/09	at Texas A&M	L 65-75	6366
FREE THROWS-ATT	369-502	246-343	* 12/13/09	ULM	w 79-62	1412
Free throw pct	.735	.717	* 12/20/09	FIU	Lot 70-80	2327
F-Throws made per game	19.4	12.9	12/22/09	SOUTHEASTERN	w 71-61	1319
REBOUNDS	687	657	12/28/09	TEXAS SOUTHERN	w 71-69	1768
Rebounds per game	36.2	34.6	* 12/31/09	at UALR	w 83-78	3009
Rebounding margin	+1.6	-	* 1/2/10	at Arkansas State	L 56-71	2381
ASSISTS	234	206	* 01/07/10	at Louisiana	L 72-74	1235
Assists per game	12.3	10.8	* 01/09/10	NEW ORLEANS	w 71-57	2273
TURNOVERS	285	249	* 1/14/10	at Troy University	w 75-72	1915
Turnovers per game	15.0	13.1	* 01/16/10	ARKANSAS STATE	L 70-83	3117
Turnover margin	-1.9	-	* 01/21/10	SOUTH ALABAMA	w 86-78	3685
Assist/turnover ratio	0.8	0.8				
STEALS	87	132				
Steals per game	4.6	6.9				
BLOCKS	57	77				
Blocks per game	3.0	4.1				
ATTENDANCE	21266	31338				
Home games-Avg/Game	10-2127	9-3482				
Neutral site-Avg/Game	-	0-0				

* - Conference game

Score by Periods	1st	2nd	OT	OT2	Totals
North Texas	648	744	15	7	1414
Opponents	635	699	25	5	1364

NORTH TEXAS vs. SOUTH ALABAMA

12-7 OVERALL, 5-4 SUN BELT WEST

2009-10 SEASON STATS TEAM GAME-BY-GAME

Opponent	Date	Score		Total		3-Pointers		Free throws		Rebounds				pf	a	t/o	blk	stl	pts	avg
				fg-fga	pct	3fg-fga	pct	ft-fa	pct	off	def	tot	avg							
CAMERON	11/13/09	80-62	W	24-57	.421	8-22	.364	24-33	.727	17	33	50	50.0	14	13	15	2	2	80	80.0
at UT Arlington	11/18/09	101-99	Wot	27-57	.474	3-15	.200	44-57	.772	10	36	46	48.0	27	13	22	5	7	101	90.5
at Oklahoma State	11/21/09	68-82	L	24-58	.414	5-16	.313	15-18	.833	12	24	36	44.0	19	11	13	4	2	68	83.0
JACKSON STATE	11/24/09	68-58	W	22-50	.440	4-14	.286	20-28	.714	6	30	36	42.0	20	10	14	7	6	68	79.2
at Boise State	11/28/09	73-79	L	29-62	.468	9-22	.409	6-12	.500	11	24	35	40.6	14	15	18	3	3	73	78.0
UNIVERSITY OF THE SO	12/02/09	91-62	W	33-59	.559	8-19	.421	17-24	.708	12	29	41	40.7	16	14	11	2	7	91	80.2
at Rice	12/05/09	64-62	W	18-48	.375	8-22	.364	20-26	.769	7	26	33	39.6	16	8	12	1	3	64	77.9
at Texas A&M	12/07/09	65-75	L	23-54	.426	4-16	.250	15-22	.682	14	17	31	38.5	21	14	14	4	7	65	76.2
ULM	12/13/09	79-62	W	28-49	.571	8-15	.533	15-25	.600	10	23	33	37.9	21	17	18	4	7	79	76.6
FIU	12/20/09	70-80	Lot	21-58	.362	10-30	.333	18-30	.600	16	22	38	37.9	19	9	14	6	3	70	75.9
SOUTHEASTERN	12/22/09	71-61	W	24-53	.453	3-17	.176	20-24	.833	7	24	31	37.3	15	7	12	4	6	71	75.5
TEXAS SOUTHERN	12/28/09	71-69	W	23-45	.511	4-13	.308	21-27	.778	5	22	27	36.4	13	12	15	0	5	71	75.1
at UALR	12/31/09	83-78	W	29-54	.537	9-24	.375	16-22	.727	8	19	27	35.7	16	23	12	2	1	83	75.7
at Arkansas State	1/2/10	56-71	L	19-57	.333	3-16	.188	15-19	.789	15	22	37	35.8	13	10	16	2	3	56	74.3
at Louisiana	01/07/10	72-74	L	21-46	.457	4-10	.400	26-34	.765	14	19	33	35.6	22	10	22	1	0	72	74.1
NEW ORLEANS	01/09/10	71-57	W	24-55	.436	7-18	.389	16-26	.615	11	26	37	35.7	16	9	12	3	6	71	73.9
at Troy University	1/14/10	75-72	W	25-59	.424	7-19	.368	18-21	.857	13	25	38	35.8	14	15	13	2	7	75	74.0
ARKANSAS STATE	01/16/10	70-83	L	22-54	.407	3-15	.200	23-30	.767	13	17	30	35.5	17	12	13	1	7	70	73.8
SOUTH ALABAMA	01/21/10	86-78	W	31-63	.492	4-15	.267	20-24	.833	20	28	48	36.2	19	12	19	4	5	86	74.4
North Texas		1414		467-1038	.450	111-338	.328	369-502	.735	221	466	687	36.2	332	234	285	57	87	1414	74.4
Opponents		1364		511-1151	.444	96-294	.327	246-343	.717	229	428	657	34.6	418	206	249	77	132	1364	71.8

Games played: 19
 Points/game: 74.4
 FG Pct: 45.0
 3FG Pct: 32.8
 FT Pct: 73.5

Rebounds/game: 36.2
 Assists/game: 12.3
 Turnovers/game: 15.0
 Assist/turnover ratio: 0.8
 Steals/game: 4.6
 Blocks/game: 3.0

NORTH TEXAS vs. SOUTH ALABAMA

12-7 OVERALL, 5-4 SUN BELT WEST



CAMERON 62 at NORTH TEXAS 80
The Super Pit • Denton, Texas • 11/13/09

Table with columns: North Texas (1-0), FG-A, 3G-A, FT-A, O, D, T, PF, Pts, A, TO, B, S, Min. Lists player stats for Odufuwa, George, Tramiel, Eric, White, Josh, Thompson, Tristan, Shorter, Shannon, Williams, Alzee, Matlock, Antwone, Goff, Nick, Knox, Ben, Mangrum, Collin, Thomas, Richard, Holmen, Jacob, Hall, Tyler, Spencer, Cameron, and TEAM.

Table with columns: Cameron (0-1), FG-A, 3G-A, FT-A, O, D, T, PF, Pts, A, TO, B, S, Min. Lists player stats for GLASGOW, Kallan, BURKE, Jamaar, MORGAN, Greg, EILAND, Dernoado, WILLIAMS, Jacques, JEWELL, Paul, VUKADINOVIC, Nikola, GEIGER, Bryce, FARNSWORTH, Nick, MURRAY, Nathan, GARNER, Milton, DAWON, Terry, and TEAM.

Summary table with columns: 1st, 2nd, Tot, FG%, 3FG%, FT%, FBR, Paint, P-TO, 2nd, Bnch. Rows for North Texas and Cameron.



NORTH TEXAS 68 at OKLAHOMA STATE 82
Gallagher-Iba Arena • Stillwater, Okla. • 11/21/09

Table with columns: North Texas (2-1), FG-A, 3G-A, FT-A, O, D, T, PF, Pts, A, TO, B, S, Min. Lists player stats for Odufuwa, George, Tramiel, Eric, White, Josh, Shorter, Shannon, Thomas, Richard, Johnson, Dominique, Williams, Alzee, Thompson, Tristan, Mangrum, Collin, Holmen, Jacob, Spencer, Cameron, and TEAM.

Table with columns: Oklahoma State (3-0), FG-A, 3G-A, FT-A, O, D, T, PF, Pts, A, TO, B, S, Min. Lists player stats for Moses, Marshall, Muonelo, Obi, Page, Keiton, Penn, Ray, Anderson, James, Shaw, Jarred, Gulley, Fred, Pilgrim, Matt, Franklin, Roger, and TEAM.

Summary table with columns: 1st, 2nd, Tot, FG%, 3FG%, FT%, Paint, P-TO, 2nd, Break, Bench. Rows for North Texas and OSU.



NORTH TEXAS 101 at UT ARLINGTON 99 (2OT)
Texas Hall • Arlington, Texas • 11/18/09

Table with columns: North Texas (2-0), FG-A, 3G-A, FT-A, O, D, T, PF, Pts, A, TO, B, S, Min. Lists player stats for Odufuwa, George, White, Josh, Thompson, Tristan, Shorter, Shannon, Tramiel, Eric, Johnson, Dominique, Williams, Alzee, Thomas, Richard, Holmen, Jacob, Spencer, Cameron, and TEAM.

Table with columns: UT Arlington (1-1), FG-A, 3G-A, FT-A, O, D, T, PF, Pts, A, TO, B, S, Min. Lists player stats for Haynes, Marquez, Moffitt, Tommy, Long, Brandon, Reed, LaMarcus, Reves, Jordan, Gentry, Dwight, Davis, J.D., Miller, Jon, Williams, Armani, Awange, Ishmael, Catlett, Cameron, and TEAM.

Summary table with columns: 1st, 2nd, OT, Tot, FG%, 3FG%, FT%, FBR, Paint, P-TO, 2nd, Bnch. Rows for North Texas and UTA.



JACKSON STATE 58 at NORTH TEXAS 68
The Super Pit • Denton, Texas • 11/24/09

Table with columns: North Texas (3-1), FG-A, 3G-A, FT-A, O, D, T, PF, Pts, A, TO, B, S, Min. Lists player stats for Odufuwa, George, Tramiel, Eric, White, Josh, Thompson, Tristan, Thomas, Richard, Johnson, Dominique, Williams, Alzee, Mangrum, Collin, Shorter, Shannon, Holmen, Jacob, Spencer, Cameron, and TEAM.

Table with columns: Jackson State (0-4), FG-A, 3G-A, FT-A, O, D, T, PF, Pts, A, TO, B, S, Min. Lists player stats for HANSON, Tyrone, BLAKE, Gertavin, BURK, Cason, MELVIN, Rod, JOHNSON, Garrison, MAJOR, Jazmonn, WILLIAMS, Christian, LEWIS, Jonathan, WILLIAMS, Phillip, DIXON, De'Suan, JEFFERSON, Oliver, SWANIER, Kyle, GREGORY, Raymond, and TEAM.

Summary table with columns: 1st, 2nd, Tot, FG%, 3FG%, FT%, Paint, P-TO, 2nd, Break, Bench. Rows for North Texas and Jackson State.

NORTH TEXAS vs. SOUTH ALABAMA

12-7 OVERALL, 5-4 SUN BELT WEST



NORTH TEXAS 73 at BOISE STATE 79
Taco Bell Arena • Boise, Idaho • 11/28/09

North Texas (3-2)	FG-A	3G-A	FT-A	O	D	T	PF	Pts	A	TO	B	S	Min.			
04 Odufuwa, George.....	f	2	4	0	0	1	2	2	2	4	3	5	3	3	0	17
25 Tramiel, Eric.....	f	5	8	2	3	2	5	0	4	4	3	14	1	2	1	33
10 White, Josh.....	g	9	16	3	7	2	2	0	3	3	2	23	6	3	0	34
14 Thompson, Tristan.....	g	2	7	2	4	1	2	0	4	4	1	7	1	1	0	24
23 Thomas, Richard.....	g	3	11	1	6	0	0	1	1	2	2	7	2	6	1	31
03 Williams, Alzee.....	g	0	2	0	1	0	0	0	0	0	0	0	0	0	0	7
15 Knox, Ben.....	g	2	2	0	0	0	0	1	0	1	0	4	1	1	0	4
20 Mangrum, Collin.....	g	2	3	0	0	0	1	0	0	0	2	4	0	0	0	16
21 Shorter, Shannon.....	g	0	2	0	0	0	0	0	2	2	0	0	0	1	0	8
30 Holmen, Jacob.....	g	3	5	1	1	0	0	0	1	1	1	7	0	0	0	7
42 Spencer, Cameron.....	g	1	2	0	0	0	0	3	5	8	0	2	1	1	1	19
TEAM.....								4	2	6						
Totals.....		29	62	9	22	6	12	11	24	35	14	73	15	18	3	200

Boise State (4-2)	FG-A	3G-A	FT-A	O	D	T	PF	Pts	A	TO	B	S	Min.			
03 Okoye, Ike.....	f	5	10	0	0	3	4	1	7	8	3	13	2	2	3	29
21 Arnold, Robert.....	f	6	12	1	2	4	5	3	2	5	0	17	1	1	1	24
50 Cunningham, Kurt.....	c	7	8	0	0	3	3	1	7	8	4	17	1	3	1	26
01 Perryman, Westly.....	g	2	4	0	0	1	2	1	0	1	2	5	3	1	0	24
24 Anderson, La'Shard.....	g	0	5	0	1	1	2	0	1	1	1	1	5	3	1	32
02 Montreal, Daequon.....	g	2	7	1	1	2	2	2	0	2	1	7	0	1	2	16
11 Thomas, Anthony.....	g	3	7	2	3	0	0	0	1	1	1	8	3	2	0	23
25 Noonan, Paul.....	g	3	7	3	4	2	2	1	6	7	0	11	2	2	1	17
32 Moritz, Zack.....	g	0	2	0	0	0	2	2	0	2	1	0	0	0	0	9
TEAM.....								1	1	2						
Totals.....		28	62	7	11	16	22	12	25	37	13	79	17	15	9	200

	1st	2nd	Tot	FG%	3FG%	FT%	Paint	P-TO	2nd	Break	Bench
North Texas	37	36	73	46.8	40.9	50.0	30	25	10	0	17
Boise State	38	41	79	45.2	63.6	72.7	40	19	15	4	26

Officials: Ruben Ramon, Kevin Brill, Jimmy Casas
Attendance: 2,650



UNIV. OF THE SOUTHWEST 62 at NORTH TEXAS 91
The Super Pit • Denton, Texas • 12/2/09

North Texas (4-2)	FG-A	3G-A	FT-A	O	D	T	PF	Pts	A	TO	B	S	Min.			
04 Odufuwa, George.....	f	1	5	0	0	2	2	3	6	9	3	4	0	4	0	18
30 Holmen, Jacob.....	f	6	10	0	1	5	5	1	1	2	2	17	1	1	0	22
10 White, Josh.....	g	9	11	2	4	1	1	0	2	2	2	21	5	1	0	32
14 Thompson, Tristan.....	g	4	8	3	5	0	1	0	4	4	0	11	1	0	0	23
23 Thomas, Richard.....	g	3	5	2	3	0	0	0	2	2	2	8	1	3	0	19
03 Williams, Alzee.....	g	0	4	0	2	1	2	0	2	2	1	1	1	1	1	16
11 Matlock, Antwone.....	g	0	2	0	2	0	0	0	1	1	0	0	0	0	0	4
12 Goff, Nick.....	g	1	2	0	0	0	0	1	1	2	0	2	1	0	0	3
15 Knox, Ben.....	g	0	0	0	0	0	0	1	0	1	1	0	0	1	0	10
20 Mangrum, Collin.....	g	2	3	1	2	2	2	0	0	1	1	4	7	1	0	15
21 Shorter, Shannon.....	g	4	5	0	0	3	7	4	6	10	1	11	2	0	0	21
33 Hall, Tyler.....	g	1	1	0	0	2	2	0	0	0	0	4	1	0	0	3
42 Spencer, Cameron.....	g	2	3	0	0	1	2	1	3	4	0	5	0	0	0	14
TEAM.....								1	1	1						
Totals.....		33	59	8	19	17	24	12	29	41	16	91	14	11	2	200

U of the Southwest (2-5)	FG-A	3G-A	FT-A	O	D	T	PF	Pts	A	TO	B	S	Min.			
22 King, Aaron.....	f	2	8	0	4	3	6	0	0	0	3	7	3	3	0	25
23 Evans, Demetrius.....	f	15	19	2	2	8	9	1	6	7	2	40	0	3	1	37
24 Pope, Brandon.....	f	1	7	0	1	1	1	1	3	4	2	3	1	1	0	32
41 Fleming, Okam.....	c	1	1	0	0	0	0	0	2	2	5	2	1	3	1	17
05 Lewis, Richie.....	g	4	10	1	5	0	0	0	5	5	1	9	3	2	1	31
01 Payne, Jawaan.....	g	0	5	0	4	0	0	0	1	1	1	1	0	0	0	16
03 Voigt, Jamie.....	g	0	1	0	0	1	2	1	1	2	0	0	1	0	0	22
34 Nelson, Travone.....	g	0	1	0	0	0	0	0	0	0	0	2	0	0	0	13
50 Spring, Travis.....	g	0	1	0	0	0	0	0	0	0	2	0	0	1	0	7
TEAM.....								1	1	1						
Totals.....		23	53	3	16	13	18	4	18	22	18	62	9	14	3	200

	1st	2nd	Tot	FG%	3FG%	FT%	Paint	P-TO	2nd	Break	Bench
North Texas	50	41	91	55.9	42.1	70.8	44	22	12	12	30
USW	32	30	62	43.4	18.8	72.2	28	13	4	2	1

Officials: Jon Stigliano, Roderick Dixon, Rick Jones
Attendance: 1,677



NORTH TEXAS 64 at RICE 62
Tudor Fieldhouse • Houston, Texas • 12/5/09

North Texas (5-2)	FG-A	3G-A	FT-A	O	D	T	PF	Pts	A	TO	B	S	Min.			
25 Tramiel, Eric.....	f	3	10	2	5	2	4	2	5	7	3	0	1	3	0	34
30 Holmen, Jacob.....	f	1	6	0	0	0	0	2	1	3	0	2	0	0	0	11
10 White, Josh.....	g	2	5	1	1	9	9	0	2	2	1	14	4	3	0	38
14 Thompson, Tristan.....	g	0	4	0	3	2	2	0	0	0	2	2	0	0	0	18
23 Thomas, Richard.....	g	1	4	1	4	0	0	1	0	1	4	3	0	1	0	11
01 Johnson, Dominique.....	g	5	6	3	4	2	2	0	1	1	1	15	3	1	0	26
03 Williams, Alzee.....	g	1	2	0	0	0	0	0	1	1	0	2	0	1	0	12
04 Odufuwa, George.....	g	1	2	0	0	2	5	2	8	10	3	4	0	2	0	28
20 Mangrum, Collin.....	g	4	8	1	4	3	4	0	3	3	2	12	0	1	1	23
21 Shorter, Shannon.....	g	0	1	0	1	0	0	0	1	1	0	0	0	0	0	3
42 Spencer, Cameron.....	g	0	0	0	0	0	0	0	1	1	0	0	0	0	0	6
TEAM.....								3	3							
Totals.....		18	48	8	22	20	26	7	26	33	16	64	8	12	1	200

Rice (4-4)	FG-A	3G-A	FT-A	O	D	T	PF	Pts	A	TO	B	S	Min.			
00 BRAIMOH, Suleiman.....	f	0	1	0	0	0	0	1	2	3	0	0	1	2	0	1
15 STANTON, Trey.....	c	2	6	0	2	1	2	0	4	4	3	5	0	3	0	28
03 JACKSON, Tamir.....	g	6	13	1	2	0	0	0	8	8	5	13	5	3	0	36
04 FRIZZELLE, Connor.....	g	4	10	2	8	0	0	0	0	0	1	10	2	0	0	32
33 GHORAM, Lawrence.....	g	3	7	0	0	1	3	2	0	2	3	7	1	1	1	23
01 SCHWARZE, Nate.....	g	0	0	0	0	0	0	1	0	1	0	0	0	0	0	3
05 HERNDON, Emerson.....	g	2	5	0	0	0	0	1	1	2	2	4	0	1	0	10
14 KAZEMI, Arsalan.....	g	3	10	0	0	6	7	6	5	11	4	12	2	1	2	29
20 KUIPERS, Lucas.....	g	5	9	1	3	0	0	2	2	4	3	11	0	0	0	20
22 HOLLAND, A.J.....	g	0	1	0	0	0	0	0	0	0	1	0	1	0	0	11
TEAM.....								1	4	5						
Totals.....		25	62	4	15	8	12	14	26	40	22	62	12	11	3	200

	1st	2nd	Tot	FG%	3FG%	FT%	Paint	P-TO	2nd	Break	Bench
North Texas	32	32	64	37.5	36.4	76.9	16	13	11	2	33
Rice	27	35	62	40.3	26.7	66.7	38	11	9	8	

NORTH TEXAS vs. SOUTH ALABAMA

12-7 OVERALL, 5-4 SUN BELT WEST



ULM 62 at NORTH TEXAS 79
The Super Pit • Denton, Texas • 12/13/09

Table with columns: Player, FG-A, 3G-A, FT-A, O, D, T, PF, Pts, A, TO, B, S, Min. Lists stats for North Texas (6-3, 1-0 SBC) and ULM players.

Table with columns: Player, FG-A, 3G-A, FT-A, O, D, T, PF, Pts, A, TO, B, S, Min. Lists stats for Warhawks (3-6, 0-1 SBC) and ULM players.

Summary table with columns: 1st, 2nd, Tot, FG%, 3FG%, FT%, Paint, P-TO, 2nd, Break, Bench. Shows game statistics for North Texas and ULM.



FIU 80 at NORTH TEXAS 70 (OT)
The Super Pit • Denton, Texas • 12/20/09

Table with columns: Player, FG-A, 3G-A, FT-A, O, D, T, PF, Pts, A, TO, B, S, Min. Lists stats for North Texas (6-4, 1-1 SBC) and FIU players.

Table with columns: Player, FG-A, 3G-A, FT-A, O, D, T, PF, Pts, A, TO, B, S, Min. Lists stats for FIU (4-10, 1-1 SBC) and North Texas players.

Summary table with columns: 1st, 2nd, OT, Tot, FG%, 3FG%, FT%, FBR, Paint, P-TO, 2nd, Bnch. Shows game statistics for North Texas and FIU.



SOUTHEASTERN LOUISIANA 61 at NORTH TEXAS 71
The Super Pit • Denton, Texas • 12/22/09

Table with columns: Player, FG-A, 3G-A, FT-A, O, D, T, PF, Pts, A, TO, B, S, Min. Lists stats for North Texas (7-4, 1-1 SBC) and Southeastern Louisiana players.

Table with columns: Player, FG-A, 3G-A, FT-A, O, D, T, PF, Pts, A, TO, B, S, Min. Lists stats for Lions (7-4, 0-0 SLC) and North Texas players.

Summary table with columns: 1st, 2nd, Tot, FG%, 3FG%, FT%, Paint, P-TO, 2nd, Break, Bench. Shows game statistics for North Texas and SLU.



TEXAS SOUTHERN 69 at NORTH TEXAS 71
The Super Pit • Denton, Texas • 12/28/09

Table with columns: Player, FG-A, 3G-A, FT-A, O, D, T, PF, Pts, A, TO, B, S, Min. Lists stats for North Texas (8-4, 1-1 SBC) and Texas Southern players.

Table with columns: Player, FG-A, 3G-A, FT-A, O, D, T, PF, Pts, A, TO, B, S, Min. Lists stats for Texas Southern (4-8, 0-0 SWAC) and North Texas players.

Summary table with columns: 1st, 2nd, Tot, FG%, 3FG%, FT%, Paint, P-TO, 2nd, Break, Bench. Shows game statistics for North Texas and TSU.

NORTH TEXAS vs. SOUTH ALABAMA

12-7 OVERALL, 5-4 SUN BELT WEST



NORTH TEXAS 83 at UALR 78
Jack Stephens Center • Little Rock • 12/31/09

North Texas (9-4, 2-1 SBC)	FG-A	3G-A	FTA	O	D	T	PF	Pts	A	TO	B	S	Min.			
04 Odufuwa, George.....	f...8	9.....0	4.....7	2	6	8	4	20	3	2	0	1	31			
10 White, Josh.....	g...3	10.....2	6.....5	6	0	1	1	13	7	4	0	0	36			
14 Thompson, Tristan.....	g...9	13.....6	9.....2	3	2	2	4	26	2	3	0	0	34			
20 Mangrum, Collin.....	g...1	4.....1	4.....0	0	2	2	2	3	2	0	0	0	17			
30 Holmen, Jacob.....	f...5	8.....0	1.....1	1	0	2	2	5	11	1	1	0	31			
03 Williams, Alzee.....	0...2	0.....2	0.....0	0	0	0	0	0	1	0	1	0	6			
21 Shorter, Shannon.....	2...6	0.....1	4.....5	3	1	4	2	8	7	1	0	0	30			
23 Thomas, Richard.....	0...1	0.....0	1.....0	0	1	1	0	0	0	1	1	0	6			
42 Spencer, Cameron.....	1...1	0.....0	0.....0	0	1	1	0	2	0	0	0	0	9			
TEAM.....				1	3	4										
Totals.....	29	54	9	24	16	22	8	19	27	16	83	23	12	2	1	200



NORTH TEXAS 56 at ARKANSAS STATE 71
Convocation Center • Jonesboro, Ark. • 1/2/10

North Texas (9-5, 2-2 SBC)	FG-A	3G-A	FTA	O	D	T	PF	Pts	A	TO	B	S	Min.			
04 Odufuwa, George.....	f...3	6.....0	0.....4	4	3	6	3	9	3	10	2	4	1	0	31	
30 Holmen, Jacob.....	f...3	7.....1	3.....1	1	0	3	3	3	8	0	1	0	0	24		
10 White, Josh.....	g...3	12.....1	3.....2	3	2	2	4	3	9	5	2	0	0	39		
14 Thompson, Tristan.....	g...5	14.....1	5.....7	8	3	2	5	0	18	2	3	0	1	35		
20 Mangrum, Collin.....	g...0	3.....0	1.....0	0	0	0	0	0	0	0	1	0	0	8		
03 Williams, Alzee.....	0...3	0.....2	1.....2	0	0	0	0	0	2	1	1	2	0	1	18	
15 Knox, Ben.....	1...3	0.....0	0.....0	0	2	1	3	1	2	0	0	1	1	9		
21 Shorter, Shannon.....	3...6	0.....2	0.....1	0	4	4	1	6	0	2	0	0	0	20		
42 Spencer, Cameron.....	1...3	0.....0	0.....0	0	2	5	7	0	2	0	1	0	0	16		
TEAM.....				2	2											
Totals.....	19	57	3	16	15	19	15	22	37	13	56	10	16	2	3	200

UALR (4-10, 0-3 SBC)	FG-A	3G-A	FTA	O	D	T	PF	Pts	A	TO	B	S	Min.			
12 Jackson, Courtney.....	f...3	8.....0	1.....0	0	3	7	10	2	6	0	5	0	0	26		
24 Burton, Wayne.....	f...5	11.....0	0.....2	3	5	1	6	4	12	0	1	2	0	21		
11 Foster, Lionel.....	g...2	4.....0	2.....1	1	0	2	2	3	5	3	3	0	1	25		
21 Garcia-Mendoza, Alex g.....	8...11	1.....1	4.....5	4	3	7	4	21	2	0	0	0	38			
22 Bozeman, Solomon.....	g...4	12.....2	5.....10	12	1	5	6	3	20	5	4	0	2	37		
02 Stewart, Kelson.....	0...3	0.....0	1.....0	0	0	0	0	0	0	0	0	0	5			
20 Mouzy, Matt.....	3...6	1.....1	3.....0	0	0	0	0	4	7	1	0	0	1	21		
23 Davison, Ricky.....	1...3	1.....1	0.....0	0	0	0	2	3	3	0	0	0	11			
40 Thornton, Montrell.....	2...2	0.....0	0.....0	1	0	3	3	1	4	0	1	1	0	16		
TEAM.....				2	2											
Totals.....	28	60	5	14	17	22	15	21	36	23	78	14	14	4	3	200

ASU (7-6, 2-1 SBC)	FG-A	3G-A	FTA	O	D	T	PF	Pts	A	TO	B	S	Min.			
13 Adams, Martavius.....	f...8	12.....0	0.....0	0	1	7	8	3	16	2	0	0	0	32		
15 Peterson, Brandon.....	f...3	8.....0	0.....0	0	0	2	4	6	4	6	2	2	3	19		
01 Reed, Brandon.....	g...10	19.....3	6.....2	3	1	3	4	1	25	2	4	0	2	38		
02 Finn, Trey.....	g...3	8.....2	2.....0	0	0	6	6	3	8	1	1	0	2	33		
12 Allison, Rashad.....	g...5	7.....1	2.....1	2	1	3	4	1	12	6	2	1	2	38		
05 Thomas, Jeremy.....	1...3	0.....0	1.....0	0	2	0	2	1	2	2	1	1	0	18		
10 Sterrenberg, Adam.....	0...1	0.....0	1.....2	4	0	0	0	1	2	2	0	0	0	11		
44 Butler, Justin.....	0...0	0.....0	0.....0	0	0	2	2	3	0	1	1	0	0	11		
TEAM.....				1	1											
Totals.....	30	58	6	12	5	9	8	25	33	17	71	18	11	5	7	200

	1st	2nd	Tot	FG%	3FG%	FT%	Paint	P-TO	2nd	Break	Bench
North Texas	45	38	83	53.7	37.5	72.7	28	18	8	8	10
UALR	37	41	78	46.7	35.7	77.3	28	18	18	2	14

Officials: Gerry Pollard, Tom Eades, Doug Shows
Attendance: 3,009

	1st	2nd	Tot	FG%	3FG%	FT%	Paint	P-TO	2nd	Break	Bench
North Texas	22	34	56	33.3	18.8	78.9	26	8	14	0	11
ASU	32	39	71	51.7	50.0	55.6	30	17	15	8	4

Officials: Kevin Mathis, Bret Smith, Steve Pytt
Attendance: 2,381



NORTH TEXAS 72 at LOUISIANA-LAFAYETTE 74
The Cajun Dome • Lafayette, La. • 1/7/10

North Texas (9-6, 2-3 SBC)	FG-A	3G-A	FTA	O	D	T	PF	Pts	A	TO	B	S	Min.			
04 Odufuwa, George.....	f...5	9.....0	0.....5	7	4	8	12	3	15	0	2	1	0	37		
30 Holmen, Jacob.....	f...1	4.....0	2.....2	2	0	0	0	4	0	1	0	0	13			
10 White, Josh.....	g...4	11.....3	4.....3	4	2	1	3	4	14	4	6	0	0	39		
14 Thompson, Tristan.....	g...1	4.....0	1.....9	11	0	2	2	3	11	0	5	0	0	35		
21 Shorter, Shannon.....	g...5	9.....0	0.....4	6	4	4	8	3	14	2	2	0	0	31		
03 Williams, Alzee.....	0...0	0.....0	0.....0	0	0	0	0	1	0	0	0	0	0	4		
15 Knox, Ben.....	0...0	0.....0	0.....0	1	0	1	3	0	1	1	0	0	7			
20 Mangrum, Collin.....	0...1	0.....0	0.....0	0	0	0	1	0	0	1	0	0	2			
23 Thomas, Richard.....	5...8	1.....3	3.....4	0	2	2	4	14	3	2	0	0	30			
42 Spencer, Cameron.....	0...0	0.....0	0.....0	1	0	1	0	0	0	1	0	0	2			
TEAM.....				2	2	4										
Totals.....	21	46	4	10	26	34	14	19	33	22	72	10	22	1	0	200



NEW ORLEANS 57 at NORTH TEXAS 71
The Super Pit • Denton, Texas • 1/9/10

North Texas (10-6, 3-3 SBC)	FG-A	3G-A	FTA	O	D	T	PF	Pts	A	TO	B	S	Min.			
04 Odufuwa, George.....	f...4	7.....0	0.....1	4	3	6	9	4	9	1	2	0	1	18		
30 Holmen, Jacob.....	f...0	6.....0	0.....1	2	3	3	6	2	9	1	3	0	2	24		
10 White, Josh.....	g...5	12.....2	5.....9	11	0	0	0	1	21	4	1	0	1	35		
21 Shorter, Shannon.....	g...3	7.....0	1.....1	1	2	3	5	2	7	1	3	1	1	32		
23 Thomas, Richard.....	g...3	7.....1	3.....0	2	0	5	5	2	7	0	1	1	0	25		
03 Williams, Alzee.....	0...0	1.....0	1.....1	2	2	0	1	1	0	1	0	0	0	5		
11 Matlock, Antwone.....	0...0	0.....0	0.....0	0	0	0	0	0	0	0	0	0	0	1		
12 Goff, Nick.....	0...0	0.....0	0.....0	0	0	0	0	0	0	0	0	0	0	1		
14 Thompson, Tristan.....	6...9	3.....5	3.....4	1	2	3	1	18	2	0	0	0	23			
15 Knox, Ben.....	0...1	0.....0	0.....0	0	2	2	0	1	0	0	0	0	14			
20 Mangrum, Collin.....	2...4	1.....3	0.....0	0	1	1	5	0	2	0	1	1	12			
42 Spencer, Cameron.....	1...1	0.....0	0.....0	0	1	3	4	2	2	0	0	1	0	10		
TEAM.....				1	1											
Totals.....	24	55	7	18	16	26	11	26	37	16	71	9	12	3	6	200

ULL (5-10, 2-2 SBC)	FG-A	3G-A	FTA	O	D	T	PF	Pts	A	TO	B	S	Min.			
01 Johnson, Tyren.....	f...9	16.....1	2.....1	3	1	3	4	5	20	3	3	2	2	36		
33 Gradnigo, Chris.....	f...6	16.....1	3.....5	6	2	0	2	2	18	1	1	1	1	37		
00 Batiste, Colby.....	c...0	0.....0	0.....0	0	0	4	5	0	0	2	0	1	19			
02 Daigle, Randell.....	g...3	3.....2	2.....6	8	0	1	1	0	14	1	2	0	2	26		
22 Andrews, Raymone.....	g...2	4.....0	0.....1	2	2	0	2	2	5	2	0	0	2	24		
03 Bureau, Travis.....	2...3	0.....0	1.....0	0	0	0	0	2	4	1	1	1	0	16		
04 Roberson, Lamar.....	1...1	0.....0	0.....0	0	0	0	2	2	1	1	1	0	8			
05 Dison, Brandon.....	0...1	0.....0	2.....2	0	0	0	0	2	0	0	0	0	1	4		
12 Lago, Willie.....	0...1	0.....0	1.....0	0	0	0	0	0	0	0	0	0	4			
20 Wallace, Courtney.....	2...3	0.....0	2.....2	0	1	1	3	6	0	0	2	0	11			
44 Mitchell, Javan.....	1...1	0.....0	1.....2	1	2	3	1	3	0	0	0	0	5			
55 McCoy, Ryan.....	0...2	0.....0	0.....0	0	1	1	3	0	2	1	0	0	1	10		
TEAM.....				1	2	3										
Totals.....	26	51	4	9	18	25	7	14	21	25	74	11	11	7	10	200

	1st	2nd	Tot	FG%	3FG%	FT%	Paint	P-TO	2nd	Break	Bench
North Texas	22	50	72	45.7	40.0	76.5	34	5	11	6	14
ULL	34	40	74	51.0	44.4	72.0	34	28	7	10	17

Officials: Randy Heimerman, Winston Stith, Mike Thibodeaux
Attendance: 1,235

UNO (6-11, 1-5 SBC)	FG-A	3G-A	FTA	O	D	T	PF	Pts	A	TO	B	S	Min.	
04 Mpondo, Johann.....	f...3	7.....0	0.....1	2	2	1	3	2	7	1	1	0	0	24
45 Hart, Eijike.....	f...2	6.....0	0.....0	0	4	2	6	3	4	0	0	0	0	25
14 Carmouche, Charles ..c.....	5...16	1.....2	4.....6	1	6	7	4	15	0	4	0	4	35	
00 Blair, Carl.....	g...3	8.....1	2.....8	8	2	6	8	4	15	2	3	0	1	34
15 McDonald, Devin.....	g...3	7.....1	4.....1	2	0	3	3	4	8	0	2	0	2	30
05 Damachoua, Destin.....	0...0	0.....0	0.....0	0	0	0	0	1	0	0	0	0	2	0
13 Tyra, Jaroslav.....	1													

NORTH TEXAS vs. SOUTH ALABAMA

12-7 OVERALL, 5-4 SUN BELT WEST



NORTH TEXAS 75 at TROY 72

Trojan Arena • Troy, Ala. • 1/14/10

North Texas (11-6, 4-3 SBC)	FG-A	3G-A	FTA	O	D	T	PF	Pts	A	TO	B	S	Min.				
04 Odufuwa, George.....	f	2	5	0	0	3	4	3	6	9	2	7	3	0	0	25	
30 Holmen, Jacob.....	f	6	12	0	0	0	0	2	1	3	0	12	1	2	0	1	28
10 White, Josh.....	g	6	11	4	8	2	2	1	2	3	1	18	2	6	0	1	32
21 Shorter, Shannon.....	g	1	1	0	0	2	2	1	2	3	3	4	4	2	1	1	24
23 Thomas, Richard.....	g	0	4	0	2	0	0	1	2	3	2	0	3	1	1	0	22
03 Williams, Alzee.....	g	0	0	0	0	0	0	0	0	0	0	0	0	0	0	0	3
14 Thompson, Tristan.....	g	4	12	3	7	10	11	1	3	4	1	21	1	0	0	3	32
15 Knox, Ben.....	g	1	2	0	0	0	0	2	1	3	0	2	0	0	0	0	3
20 Mangrum, Collin.....	g	0	2	0	2	0	0	0	1	1	0	0	0	0	0	1	4
25 Tramiel, Eric.....	g	5	10	0	0	1	2	0	2	2	5	11	1	1	0	0	18
42 Spencer, Cameron.....	g	0	0	0	0	0	0	1	2	3	0	0	0	1	0	0	10
TEAM.....																	
Totals.....																	

Troy (9-8, 4-2 SBC)	FG-A	3G-A	FTA	O	D	T	PF	Pts	A	TO	B	S	Min.				
20 Jones, Antywan.....	f	5	10	2	5	0	1	4	2	6	1	12	0	2	4	0	27
35 Coleman, Yamene.....	c	6	11	0	0	2	2	4	2	6	2	14	0	0	0	1	27
14 Hazzard, Brandon.....	g	5	14	2	6	1	1	0	2	2	2	13	2	4	0	0	33
24 Vogler, Michael.....	g	6	9	0	2	0	1	0	1	1	4	12	3	1	1	6	30
33 Delk, Richard.....	g	4	10	0	3	0	0	0	5	5	8	3	4	0	2	33	
02 Taylor, Vernon.....	g	5	11	1	2	0	2	2	3	5	1	11	1	0	0	0	25
03 Patsatsia, Levan.....	g	1	3	0	1	0	0	1	1	2	2	2	1	0	1	0	12
21 Toombs, Bernard.....	g	0	2	0	0	0	0	1	4	5	2	0	0	2	1	0	13
TEAM.....																	
Totals.....																	

	1st	2nd	Tot	FG%	3FG%	FT%	Paint	P-TO	2nd	Break	Bench
North Texas	33	26	75	42.4	36.8	85.7	32	8	13	2	34
Troy	26	46	72	45.7	26.3	42.9	48	17	16	12	13

Officials: Terry Moore, J.B. Caldwell, Byron Evans
Attendance: 1,915



ARKANSAS STATE 83 at NORTH TEXAS 70

The Super Pit • Denton, Texas • 1/16/10

North Texas (11-7, 4-4 SBC)	FG-A	3G-A	FTA	O	D	T	PF	Pts	A	TO	B	S	Min.				
04 Odufuwa, George.....	f	6	7	0	0	4	4	2	10	12	5	16	4	4	0	2	33
30 Holmen, Jacob.....	f	2	6	0	1	3	4	1	0	1	4	7	0	1	0	0	20
10 White, Josh.....	g	2	7	1	4	0	0	0	2	2	0	5	2	2	0	1	33
21 Shorter, Shannon.....	g	2	6	0	0	6	6	5	1	6	2	10	2	1	0	0	32
23 Thomas, Richard.....	g	1	5	1	4	0	2	0	1	1	1	3	0	2	0	1	13
03 Williams, Alzee.....	g	0	2	0	1	1	2	1	0	1	0	1	0	1	0	0	7
14 Thompson, Tristan.....	g	3	13	1	5	7	7	1	0	1	2	14	3	1	0	1	35
15 Knox, Ben.....	g	1	1	0	0	0	0	0	0	0	0	2	0	0	1	1	7
25 Tramiel, Eric.....	g	5	7	0	0	2	5	1	1	2	3	12	1	1	0	1	20
TEAM.....																	
Totals.....																	

ASU (10-7, 5-1 SBC)	FG-A	3G-A	FTA	O	D	T	PF	Pts	A	TO	B	S	Min.				
15 Peterson, Brandon.....	f	2	3	0	0	2	2	0	2	2	4	6	1	0	1	0	14
13 Adams, Martavius.....	c	5	9	0	0	2	3	2	6	8	3	12	2	4	1	1	33
01 Reed, Brandon.....	g	7	13	3	5	1	3	0	2	2	0	18	3	2	0	2	38
02 Finn, Trey.....	g	3	6	0	1	2	2	0	4	4	3	8	1	3	1	1	32
12 Allison, Rashad.....	g	3	5	0	0	2	2	0	4	4	4	8	2	1	0	0	20
03 Bryant, Daniel.....	g	4	5	3	3	2	2	0	0	0	1	13	1	0	0	2	19
05 Thomas, Jeremy.....	g	8	12	0	0	0	1	4	4	8	5	16	0	2	1	1	27
10 Sterrenberg, Adam.....	g	0	1	0	0	0	0	0	0	0	0	0	1	1	0	0	11
44 Butler, Justin.....	g	0	0	0	0	2	2	0	0	0	4	2	0	1	1	0	6
TEAM.....																	
Totals.....																	

	1st	2nd	Tot	FG%	3FG%	FT%	Paint	P-TO	2nd	Break	Bench
North Texas	32	38	70	40.7	20.0	76.7	32	20	16	2	29
ASU	38	45	83	59.3	66.7	76.5	40	14	8	8	31

Officials: Kyle Ingram, Troy Raymond, James Durham
Attendance: 3,117



SOUTH ALABAMA 78 at NORTH TEXAS 86

The Super Pit • Denton, Texas • 1/21/10

North Texas (12-7, 5-4 SBC)	FG-A	3G-A	FTA	O	D	T	PF	Pts	A	TO	B	S	Min.				
04 Odufuwa, George.....	f	6	9	0	0	4	4	6	10	16	2	16	3	3	0	1	33
25 Tramiel, Eric.....	f	10	17	0	2	5	6	7	6	13	2	25	1	4	2	0	32
10 White, Josh.....	g	6	12	1	4	1	2	0	3	3	3	14	2	4	0	1	39
14 Thompson, Tristan.....	g	5	13	3	8	2	2	0	1	1	4	15	1	3	0	2	30
21 Shorter, Shannon.....	g	3	6	0	0	4	4	5	1	6	2	10	5	3	0	0	37
11 Matlock, Antwone.....	g	0	1	0	1	0	0	0	1	1	1	0	0	0	0	0	8
15 Knox, Ben.....	g	0	1	0	0	0	0	0	0	0	0	1	0	0	0	0	1
20 Mangrum, Collin.....	g	0	1	0	0	0	0	0	0	0	0	3	0	0	2	1	6
30 Holmen, Jacob.....	g	1	3	0	0	4	6	1	0	1	0	6	0	0	0	0	8
42 Spencer, Cameron.....	g	0	0	0	0	0	0	0	1	1	0	0	0	0	1	0	6
TEAM.....																	
Totals.....																	

USA (12-8, 5-4 SBC)	FG-A	3G-A	FTA	O	D	T	PF	Pts	A	TO	B	S	Min.				
01 Brock, Martino.....	f	6	14	0	2	1	1	2	4	6	3	13	1	3	0	3	31
32 Carter, Javier.....	f	5	7	0	0	2	2	2	2	4	4	12	0	1	2	0	20
03 Sherrer, Bryan.....	g	7	12	2	4	4	5	0	0	0	2	20	1	2	0	2	38
05 Cooks, Allyn.....	g	3	11	0	0	1	3	1	1	2	2	7	6	1	0	2	36
33 Williams, Tim.....	g	6	14	3	7	5	6	1	4	5	3	20	3	2	0	1	40
02 Tabet, Charles.....	g	0	0	0	0	0	2	2	0	2	2	0	0	0	0	0	3
11 Tabet, Philip.....	g	1	5	0	0	0	0	2	1	3	2	2	0	0	0	0	12
12 Phillips, Rob.....	g	0	2	0	1	0	0	0	0	0	0	1	0	0	0	0	9
24 Hersey, DeAndre.....	g	2	5	0	0	0	0	2	2	2	4	0	0	0	0	0	10
31 Guerrier, Jayson.....	g	0	0	0	0	0	0	0	0	0	0	0	0	1	0	0	1
TEAM.....																	
Totals.....																	

	1st	2nd	Tot	FG%	3FG%	FT%	Paint	P-TO	2nd	Break	Bench
North Texas	38	48	86	49.2	26.7	83.3	42	13	22	4	6
USA	38	40	78	42.9	35.7	68.4	36	20	12	8	6

Officials: Gerry Pollard, Rick Randall, Kipp Kissinger
Attendance: 3,685