



NORTH TEXAS BASKETBALL

Stephen Howard, Asst. Director Media Relations
 Office: 940.369.8548 • Cell: 817.793.5199
 stephen.howard@unt.edu • meangreensports.com

2009-10 SCHEDULE

NOVEMBER

13	Cameron	W 80-62
18	at UT Arlington	7 p.m.
21	at Oklahoma State	1 p.m.
24	Jackson State	7 p.m.
28	at Boise State	8 p.m.

DECEMBER

2	Univ. of the Southwest	12 p.m.
5	at Rice	2 p.m.
7	at Texas A&M	7 p.m.
13	ULM*	3 p.m.
20	Florida International*	3 p.m.
22	Southeastern Louisiana	7 p.m.
28	Texas Southern	7 p.m.
31	at UALR*	4:30 p.m.

JANUARY

2	at Arkansas State*	7 p.m.
7	at Louisiana-Lafayette*	7 p.m.
9	New Orleans*	7 p.m.
14	at Troy*	7 p.m.
16	Arkansas State*	7 p.m.
21	South Alabama*	7 p.m.
28	at Western Kentucky*	7 p.m.
30	at Middle Tennessee*	7 p.m.

FEBRUARY

4	Florida Atlantic*	7 p.m.
6	at Florida International*	1 p.m.
11	at New Orleans*	7 p.m.
13	Denver*	7 p.m.
15	at Houston Baptist	6 p.m.
20	UALR*	3 p.m.
25	Louisiana-Lafayette*	7 p.m.
27	at ULM*	1 p.m.

MARCH

6-9	Sun Belt Tournament%	TBA
-----	----------------------	-----

% Tournament held in Hot Springs, Ark.

* Sun Belt Conference Game

All times Central

MEAN GREEN LOOKS TO STOP MAVERICKS STREAK



at UT Arlington (1-0, 0-0 Southland Conference)
 Wednesday, Nov. 18, 2009 • 7:00 p.m. CST
 Texas Hall (3,600) • Arlington, Texas
 TV: None
 Radio: KNTU (88.1-FM Denton)
 George Dunham (PBP), Hank Dickenson (Analyst)
 Live Stats: utamavs.com
 Series: North Texas leads 28-21

On Tap

North Texas picked up the 1,000th win in program history with an 80-62 season opening victory over Cameron. Head coach Johnny Jones improved to 9-0 in season openers, and looks to ready his squad for cross-town rival UT Arlington. North Texas leads the overall series 28-21, but the Mavericks have taken the last five meetings dating back to 1995. North Texas and UT Arlington share a rivalry that dates back to 1925-26.

Quick Hitters

- George Odufuwa hauled in 24 rebounds in the 80-62 win over Cameron, a performance that ranks fourth in North Texas history. Odufuwa is just the ninth player in the NCAA since 2005-06 to register 24 or more rebounds.

- North Texas was tabbed as the favorite in the Sun Belt West Division in every major preseason publication, as well as the league's coaches in the SBC's annual Preseason Poll. Eric Tramiel and Josh White were named to the Preseason All-SBC squads.

UT ARLINGTON MAVERICKS probable starters

Pos	No	Name	Ht	Wt	Yr	Hometown	Pts / Reb / Other
G	23	Brandon Long	6-1	180	Sr.	Richton Park, Ill.	14 / 3 / 2 steals
G	00	Marquez Haynes	6-3	190	Sr.	Irving, Texas	30 / 5 / 6 assists
G/F	31	LaMarcus Reed	6-5	185	So.	Dallas	6 / 3 / 4 assists
F	4	Tommy Moffitt	6-5	250	Sr.	Irving, Texas	12 / 15 / 1 steal
F	55	Jordan Reeves	6-11	225	Fr.	Jeffersontown, Ky.	2 / 0 / 1-1 FG

NORTH TEXAS MEAN GREEN probable starters

Pos	No	Name	Ht	Wt	Yr	Pts	Pts / Reb / Other
G	10	Josh White	5-10	175	Jr.	Baton Rouge, La.	19 / 4 / 4 assists
G	21	Shannon Shorter	6-4	200	Jr.	Houston	2 / 2 / 2 assists
G	14	Tristan Thompson	6-5	190	Jr.	Angleton, Texas	5 / 3 / 3-4 FT
F	25	Eric Tramiel	6-7	230	Sr.	Shreveport, La.	11 / 7 / 2 assists
F	4	George Odufuwa	6-8	240	Jr.	Dallas	12 / 24 / 2 blocks

NORTH TEXAS off the bench

Pos	No	Name	Ht	Wt	Yr	Pts	Pts / Reb / Other
G	1	Dominique Johnson	5-10	162	Sr.	Kansas City, Mo.	-
G	3	Alzee Williams	6-4	168	Fr.	Dallas	2 / 1 / 1-2 FG
G	11	Antwone Matlock	6-1	177	Sr.	Dallas	0 / 0 / 1 minute
G	12	Nick Goff	6-4	180	Fr.	Columbus, Ohio.	2 / 0 / 2-2 FT
C	15	Ben Knox	6-10	221	Fr.	Arlington, Texas	0 / 1 / 1 minute
G	20	Collin Mangrum	6-4	190	Jr.	Howe, Texas	9 / 0 / 2-2 FT
G	23	Richard Thomas	6-5	190	Jr.	Rosedale, N.Y.	12 / 1 / 1 assist
F	30	Jacob Holmen	6-8	220	Fr.	Whitehouse, Texas	4 / 2 / 2 assists
F	32	Jamie Egenti	6-8	265	Jr.	Watauga, Texas	-
G	33	Tyler Hall	6-2	175	So.	Pampa, Texas	0 / 0 / 1 steal
F	42	Cameron Spencer	6-8	264	Jr.	Orange, Texas	2 / 1 / 1 assist

ATHLETIC MEDIA RELATIONS

Eric Capper - Asst. AD/Media Relations
940-565-2476 • eric.capper@unt.edu

Stephen Howard - Asst. Director (MBB)
940-369-8548 • 817-793-5199 (cell)
stephen.howard@unt.edu

Media Information

Credentials

Working press credentials can be requested by contacting Stephen Howard (940-369-8548). Full-season and single-game passes will be mailed whenever possible. If not, they will be left at the Will Call table located at Gate C in the Super Pit.

Player Interviews

All interviews with North Texas players must be arranged through the Media Relations Office. Please contact Stephen Howard.

Johnny Jones Interviews

All interviews with North Texas head coach Johnny Jones must be arranged through the Media Relations Office. Please contact Stephen Howard.

Post-Game Interviews

The Mean Green locker room is closed after home games. Coach Jones and requested players will be available for interviews in the media room in the Super Pit after a brief cooling off period.

Practice Coverage

North Texas basketball practice is open to the media. Practice times are usually scheduled for 3:30-6 p.m. Players and coaches are available for interviews following each practice, on a prearranged basis through the athletic media relations office.

Quick Facts

Location: Denton, Texas
Founded: 1890
Enrollment: 36,206
Nickname: Mean Green
Colors: Green and White
Home Arena: The Super Pit (10,500)
Affiliation: Division I
Conference: Sun Belt
Head Coach: Johnny Jones (9th Year)
Record at North Texas: 127-112
Overall Record: 142-128
Program All-Time Record: 1,000-1,160-1

George Of The Boards - George Odufuwa hauled in 24 rebounds in the 80-62 win over Cameron, a performance that ranks fourth in NT history. Odufuwa is just the ninth player in the NCAA since 2005-06 to register 24 or more rebounds - and three of those eight players went on to lead the nation in rebounding (Michael Beasley of Kansas State, Rashad Jones-Jennings of UALR and Paul Millsap of Louisiana Tech). The last NT player to top Odufuwa's performance was Ken Williams, who grabbed 29 rebounds against Lamar on Jan. 18, 1978. Rashad Jones-Jennings was the last Sun Belt player to top Odufuwa when he hauled in 30 boards against Arkansas-Pine Bluff in 2005.

1,000 Victories In The Bag - North Texas picked up the 1,000th victory in program history as it tipped off its 92nd season of basketball on Friday. The 80-62 win makes North Texas just the sixth program in the Sun Belt Conference to reach the 1,000 win plateau.

White Does It Again - Josh White recorded the 40th double-figure scoring game of his career against Cameron. The junior poured in 19 points on 6-of-9 shooting, including 5-of-6 from beyond the arc. He now has 784 career points and needs just 60 more to enter the list of top 30 scorers in school history.

Season Opening Success - North Texas and Johnny Jones extended their streak of season opening wins to nine with the 80-62 victory over Cameron. NT is 50-42 all-time in season opening games, and 17-4 when those season openers occur at the Super Pit. Aside from Jones, no coach in school history has won more than four consecutive season openers.

Best In The West - North Texas was tabbed as the favorite in the Sun Belt West Division in every major preseason publication, as well as the league's coaches in the SBC's annual Preseason Poll. NT was picked alone atop the West Division for the first time since joining the league in 2000. Coming off its third straight 20-win season, the Mean Green garnered the top spot with a league-high 85 points, and nine first place votes. NT was picked in a tie with UALR for the West's top spot in last year's poll.

Preseason All-Sun Belt Accolades - Eric Tramiel was named to the first-team and Josh White earned second-team honors on the Preseason All-Sun Belt Conference squads. Tramiel was the Mean Green mus-

INSIDE THE GAME

- Last year versus UT Arlington, 21 points from Collin Dennis weren't enough as North Texas fell 80-75 on Dec. 29 at the Super Pit. Trailing 78-75, NT had a chance to tie the game with seven seconds left but Dominique Johnson's jumper came up short. NT struggled from the field, shooting only 40 percent while UT-Arlington shot a sizzling 56 percent and scored 38 points in the paint.
- North Texas leads the all-time series with the Movin' Mavs, 28-21, although UTA seems to own the last few years. UT Arlington has taken the last five meetings dating back to 1995, including wins in each of the last three seasons. The last Mean Green win was at the Super Pit back on Feb. 11, 1995.
- UT Arlington was picked fourth in the Southland Conference's West Division in the annual coaches poll. Marquez Haynes was tabbed a Preseason First-Team All-SLC selection after averaging 16.5 ppg in 08-09, and Tommy Moffitt earned second-team honors.
- UTA is coming off an 88-84 win over Dallas Baptist on Saturday night. Marquez Haynes tallied 30 points and six assists, and the clinching free throws with just seconds remaining.

TALE OF THE TAPE

Mean Green	Mavericks
80.....	PPG.....88
+18.....	Margin.....+4
42.1.....	FG%.....43.2
36.4.....	3PT%.....23.1
72.7.....	FT%.....72.0
+17.....	Reb Margin.....-8
13.....	Asst. Avg.....16
15.....	TO Avg.....11
2.....	Steals Avg.....10
2.....	Blocks Avg.....7

BULLET POINTS

- George Odufuwa also tallied 12 points to go along with his NCAA-high 24 rebounds. His first of the season, Odufuwa now has three career double-doubles since transferring from Arizona State following his freshman campaign.
- Josh White is averaging 15.5 points per game in two career outings against UT Arlington. White is shooting 47.6 percent from the floor, and a sizzling 45.5 percent from 3-point against the Mavericks.
- Forward Jacob Holmen knows how to excel on the court and on the track. The All-East Texas Basketball MVP finished sixth in his region in the 400 meter dash with a time of 50.77. Not bad for a guy who checks in at 6-foot-8 and 220-pounds.

SUN BELT CONFERENCE

WEST DIVISION (through 11/15)

Team	Conf.	Overall
North Texas	0 0 .000	1 0 1.000
Denver	0 0 .000	1 1 .500
ULM	0 0 .000	1 1 .500
Arkansas State	0 0 .000	0 0 .000
UALR	0 0 .000	0 1 .000
UL-Lafayette	0 0 .000	0 1 .000
New Orleans	0 0 .000	0 1 .000

EAST DIVISION

Team	Conf.	Overall
Florida Atlantic	0 0 .000	1 0 1.000
Troy	0 0 .000	1 0 1.000
South Alabama	0 0 .000	2 1 .667
Middle Tennessee	0 0 .000	1 1 .500
Western Kentucky	0 0 .000	0 0 .000
Florida Intl.	0 0 .000	0 3 .000

TODAY IN THE SUN BELT

Nov. 13
 St. Gregory's at UALR 7:00 PM
 Arkansas State at SEMO..... 7:00 PM
 North Texas at UT Arlington..... 7:00 PM

NORTH TEXAS SBC RANKINGS

Stat	NT	Rank	Leader
Scoring Off.....	-	-	-
Scoring Def.....	-	-	-
Scoring Margin.....	-	-	-
Free Throw Pct.....	-	-	-
FG Pct.....	-	-	-
FG Pct. Def.....	-	-	-
3-FG Pct.....	-	-	-
3-FG Pct. Def.....	-	-	-
Rebound Off.....	-	-	-
Rebound Def.....	-	-	-
Reb. Margin.....	-	-	-
Blocked Shots.....	-	-	-
Assists.....	-	-	-
Steals.....	-	-	-
TO Margin.....	-	-	-
A/TO Ratio.....	-	-	-
Off. Rebounds.....	-	-	-
Def. Rebounds.....	-	-	-
3-FG's Made.....	-	-	-

INDIVIDUAL SBC RANKINGS

NT Player	Stat	Number	Rank
-----------	------	--------	------

cle in the middle, leading NT in scoring, rebounding and field goal percentage. White played most of 2008-09 with a hand injury, but still ranked second in the NCAA in free throw percentage, and piloted the Mean Green's 31st ranked scoring offense.

Just Seven Away - North Texas head coach Johnny Jones is just seven wins shy of tying Hall-of-Fame coach Bill Blakeley on the Mean Green coaching list. In his ninth-year at NT, Jones has 127 wins, which is just seven behind Blakeley for second in program history.

North Texas Coaching Victories

Coach	Years	Wins
Pete Shands.....	1935-59	224
Bill Blakeley.....	1976-83	134
Johnny Jones.....	2001-Cur	127
Jimmy Gales.....	1986-93	84
John Reid.....	1924-29	79

Mean Green 20/20/20 - North Texas finished last season with a 20-12 mark, giving the program back-to-back-to-back 20-win seasons for the first time since 1976-78. NT is one of only three teams in the Sun Belt (South Alabama & Western Kentucky) and three in the state of Texas (Texas and Texas A&M) to win at least 20 games in each of the last three years. The Mean Green had won a total of 20 games in the four years prior to Johnny Jones arrival at North Texas.

History In The Making - The Mean Green has posted a .500 record or better in each of the past five years, which makes this the most prosperous stretch of hoops at NT since 1931 when the program enjoyed 14 straight winning seasons. North Texas has

won at least 10 conference games in each of the last three years – a feat not seen at NT since 1924-27.

Milestone Jones - Head coach Johnny Jones is nearing a couple of career milestones in '09-'10. Jones is just 11 games shy of his 250th game coached at NT, and 30 games away from the 300th of his career overall. The ninth year head coach will suit up for his 250th game at North Texas against Texas Southern on Dec. 28th, and can reach his 300th overall with a trip to the Sun Belt Tournament quarterfinals.

Lighting Up The Scoreboard - Johnny Jones and the Mean Green play up-tempo basketball, and the results speak for themselves. North Texas has ranked no lower than 34th in the NCAA in scoring in each of the last four seasons. Last year, NT ranked 31st in the country with an average of 77.3 points per game.

Year	Points/Gm	NCAA Rank
08-09.....	77.3.....	31st
07-08.....	76.9.....	34th
06-07.....	77.0.....	33rd
05-06.....	76.6.....	32nd

Air Time - The Mean Green is slated to appear on television 17 times in the 2009-10 regular season, including a four-pack of nationally televised games. North Texas will appear on FSN-Southwest in its Big XII showdowns with Oklahoma State and Texas A&M on Nov. 21 and Dec. 7. The Sun Belt Network will air the Mean Green's games against UALR on Feb. 20 and ULM on Feb. 27. Every North Texas home game can be seen locally in Denton on NTTV. The

NORTH TEXAS ROSTER

NO	NAME	POS	HT	WT	YR	HOMETOWN (LAST SCHOOL)
1	Dominique Johnson	G	5-10	162	Sr.	Kansas City, MO (Arkansas-Fort Smith)
3	Alzee Williams	G	6-4	168	Fr.	Dallas, TX (Miss. Elite Christian Academy)
4	George Odufuwa	F	6-8	240	Jr.	Dallas, TX (Arizona State)
10	Josh White	G	5-10	175	Jr.	Baton Rouge, LA (Christian Life Academy)
11	Antwone Matlock	G	6-1	177	Sr.	Dallas, Texas (Trinidad State)
12	Nick Goff	G	6-4	180	Fr.	Columbus, Ohio (St Francis DeSales)
14	Tristan Thompson	G	6-5	190	Jr.	Angleton, TX (Brewster Academy)
15	Ben Knox	C	6-10	221	RFr.	Arlington, TX (Grace Prep Academy)
20	Collin Mangrum	G	6-5	190	Jr.	Howe, TX (Howe HS)
21	Shannon Shorter	G	6-4	200	Jr.	Houston, TX (Paris JC)
23	Richard Thomas	G	6-5	190	Jr.	Rosedale, NY (Garden City CC)
24	Kedrick Hogans *	F	6-7	215	Jr.	New Orleans, LA (Karr HS)
25	Eric Tramiel	F	6-7	230	Sr.	Shreveport, LA (Paris JC)
30	Jacob Holmen	F	6-8	220	Fr.	Whitehouse, TX (Whitehouse HS)
32	Jamie Egenti	F	6-8	265	Jr.	Watauga, TX (North Lakes College)
32	Tyler Hall	G	6-2	175	So.	Pampa, TX (Pampa HS)
42	Cameron Spencer	F	6-8	274	Jr.	Orange, TX (Southern Methodist)

* Expected to redshirt the 2009-10 season

Head Coach: Johnny Jones (9th season)
 Assistant Coaches: Shawn Forrest, Bill Foy, Charlie Leonard

PRONUNCIATION GUIDE

- 3 Alzee (Al-Z)
- 4 Odufuwa (Oh-Doo-Foo-Wah)
- 11 Antwone (Ann-Twah-N)
- 25 Tramiel (Truh-Meal)

NORTH TEXAS VS THE NCAA

Category	Rank	Stat	Leader	Stat
Scoring	-	-	-	-
Scoring Def	-	-	-	-
Margin	-	-	-	-
FG%	-	-	-	-
FG% Def	-	-	-	-
3FG	-	-	-	-
3-FG %	-	-	-	-
3-FG Def	-	-	-	-
FT %	-	-	-	-
Reb. Margin	-	-	-	-
Assists	-	-	-	-
A/TO	-	-	-	-
Blocks	-	-	-	-
Steals	-	-	-	-
Turnovers	-	-	-	-
TO Margin	-	-	-	-
Fouls	-	-	-	-

NT IN TOP 150 INDIVIDUAL STATS

NT Player	Stat	Number	Rank
-----------	------	--------	------

SUN BELT PRESEASON ALL-CONFERENCE TEAMS

First Team

Desmond Yates, Middle Tennessee
 Nate Rohnert, Denver
Eric Tramiel, North Texas
 Brandon Hazzard, Troy
 A.J. Slaughter

Second Team

Chris Gradnigo, Louisiana-Lafayette
Josh White, North Texas
 Richard Delk, Troy
 Sergio Kersch, WKU
 Steffphon Pettigrew, WKU

Third Team

Donald Boone, Arkansas State
 Tony Hooper, Louisiana-Monroe
 Malcolm Thomas, Louisiana-Monroe
 Michael Vogler, Troy
 Jeremy Evans, WKU

SUN BELT PRESEASON COACHES' POLL

East Division

1. Western Kentucky77 (12)
2. Troy62 (1)
3. Middle Tennessee.....53
4. South Alabama40
5. Florida Atlantic.....21
6. Florida International.....20

West Division

1. **North Texas.....85 (9)**
2. Denver.....73 (1)
3. Louisiana-Lafayette.....56 (1)
4. UALR53 (1)
5. ULM45 (1)
6. Arkansas State36
7. New Orleans.....17

Mean Green will have additional chances for televised games at the Sun Belt Conference Tournament in Hot Springs, Ark.

Eighty Or Bust - One of the highest scoring teams in the nation, North Texas is deadly when it reaches 80 points. The Mean Green ranked 31st in the nation with 77.3 points per game last year, and is 66-16 all-time under Johnny Jones when scoring 80 or more.

Mid-Major Top 25 - The inaugural CollegeInsider.com Mid-Major Top 25 poll was released on Nov. 2, and the Mean Green just missed out on their first preseason ranking. NT is the top squad in the "Others Receiving Votes" section after garnering 84 votes, just behind Radford for No. 25. North Texas reached a high of No. 17 on the poll in Dec. of 2006.

Deadly From Downtown - One of the all-time great three-point shooting programs, North Texas has now hit a three-pointer in each game dating back to the 1987-88 season - a span of 603 games.

Pressure Pit - The Mean Green has made the Super Pit one of the nation's toughest places to play. NT won a school-record 15 home games in 2007-08, and has won 51 games at the Super Pit over the last five years - the most in any period in school history. As a matter of fact, no other team in the Sun Belt has won more home games since 2006-07 than the Mean Green.

SBC At Home Since 2006-07 (as of 11/16)

Team	Home Wins
North Texas	41
South Alabama.....	39
Western Kentucky	38

Heart Of Glass - Johnny Jones and the Mean Green pride themselves in their re-

bounding prowess. North Texas led the Sun Belt in every rebounding statistic in 2006-07 and 2007-08, and wasn't too shabby last year. NT was half a board per game shy of leading the league in overall rebounding last season, and averaged a +2.3 rebounding margin and 12.7 offensive rebounds per game.

NT in the SBC Rebounding Ranks

Year	Overall	Margin	Off.	Def.
2008-09	2	5	2	3
2007-08.....	1	1	1	1
2006-07	1	1	1	1

Walk The Line - North Texas has been one of the nation's best free throw shooting teams over the years. The Mean Green ranked 42nd in the country last year with a 73.2 percent mark from the stripe, and wasn't too far behind in 2007-08 with a 71.9 percent clip from the line. Those percentages rank third and fifth in the 92 year history of North Texas basketball.

Packing The Pit - North Texas averaged 3,084 fans per game at the Super Pit last year, and 3,178 in 2007-08. That two-year average of 3,131 is the highest in any two year period at NT since 1987-89 (3,167). As a matter of fact, the last two years' attendance figures are just the fifth and sixth time for NT to top the 3,000 per game attendance mark since moving to the Super Pit in 1972.

92nd Season - North Texas is playing its 92nd season of basketball, compiling an all-time record of 1,000-1,160-1. North Texas State Normal College, as the school was known in 1917, played its first basketball game on January 17 in a 25-23 loss at home to SMU. Since then, North Texas has hauled in 16 conference titles (14 regular season and two tournament championships) and three postseason appearances (NCAA in 1988, 2007 and NAIA in 1943).

MEAN GREEN RADIO & TV

Every North Texas game will be carried on the Mean Green Radio Network. NT graduate and 1310 The Ticket (KTCK-AM) personality George Dunham will handle the play-by-play duties, with Deputy Athletic Director Hank Dickenson providing analysis. All MGRN broadcasts can be heard in Denton on 88.1 KNTU-FM, in the DFW area on 100.7 KWRD-FM and in Tyler/Longview on 100.7 KPXI-FM.



Each week you can watch the Mean Green Insider on Fox College Sports Central, NTV and on-demand at MeanGreenSports.com. The 30-minute show will feature North Texas head coach Johnny Jones along with special features on Mean Green players. The Mean Green Insider can be seen Fox College Sports Central on Fridays at 6 p.m., on NTV, channel 22 in Denton every Wednesday.

NORTH TEXAS' RECORD WHEN

Overall	1-0
Home.....	1-0
Road	0-0
Neutral.....	0-0
Leading at half.....	1-0
Trailing at half.....	0-0
Tied at half	0-0
Overtime.....	0-0
Last minute lead change	0-0
One-point games.....	0-0
Outshoots Opponent	1-0
Outshot by Opponent.....	0-0
More rebounds	1-0
Less Rebounds.....	0-0
More offensive boards.....	1-0
Less offensive boards.....	0-0
More turnovers.....	1-0
Less turnovers.....	0-0
Player(s) foul out.....	0-0
Opponent(s) foul out.....	1-0
Has technical foul.....	0-0
Opponent technical foul.....	0-0

Scores:

59 and under	0-0
60-69	0-0
70-79	0-0
80-89	1-0
90-99	0-0
100+	0-0

Opponent Scores:

59 and under	0-0
60-69	1-0
70-79	0-0
80-89	0-0
90-99	0-0
100+	0-0

Shoots:

Under 35%.....	0-0
35-39%.....	0-0
40-44%.....	1-0
45-49%.....	0-0
50%+	0-0

Opponent Shoots:

Under 35%.....	0-0
35-39%.....	1-0
40-44%.....	0-0
45-49%.....	0-0
50%+	0-0

Free Throws:

Under 60%.....	0-0
60-69%.....	0-0
70-79%.....	1-0
80+%	0-0

Opponent Free Throws:

Under 60%.....	1-0
60-69%.....	0-0
70-79%.....	0-0
80+%	0-0

Field Goal Attempts:

Under 50 FGA.....	0-0
50-59 FGA.....	1-0
60-69 FGA.....	0-0
70+ FGA	0-0

Season Streaks

Longest Win Streak.....	1
Longest Losing Streak	-
Current Streak	W 1
Last 10	1-0
Largest Lead.....	25 vs. Cameron
Largest Deficit.....	6 vs. Cameron
Largest Unanswered Streak.....	11-0 vs. Cameron
Opp. Largest Unanswered Streak.....	9-0 vs. Cameron

MEAN GREEN ACCOLADES AND HONORS

North Texas

- Sun Belt Preseason Poll's West Division leader
- Named the Sun Belt West's best preseason squad by ESPN Blue Ribbon, Sporting News, Athlon, Yahoo and Lindy's, among other publications

Eric Tramiel

- Preseason All-Sun Belt Conference First-Team
- Preseason All-Sun Belt team - Sporting News, Athlon, Yahoo, Lindy's (2nd team)
- 2008-09 Third-Team All-Sun Belt

Josh White

- Preseason All-Sun Belt Conference Second-Team
- 2009 Sun Belt All-Tournament team

STARTING LINEUPS & RECORDS

Game	1	2	3	4	5	Result
Cameron	White	Shorter.....	Thompson	Tramiel	Odufuwa.....	W 80-62
UT Arlington.....						
Oklahoma State						
Jackson State						
Boise State.....						
Univ Southwest						
Rice						
Texas A&M.....						
ULM						
Florida International.....						
Southeastern Louisiana						
Texas Southern.....						
UALR						
Arkansas State						
Louisiana-Lafayette.....						
New Orleans						
Troy						
Arkansas State						
South Alabama						
Western Kentucky						
Middle Tennessee.....						
Florida Atlantic.....						
Florida International.....						
New Orleans						
Denver.....						
Houston Baptist.....						
UALR						
Louisiana-Lafayette.....						
ULM						

MEAN GREEN MILESTONE GAMES

Double Figure Points

Josh White	1
Richard Thomas	1
George Odufuwa.....	1
Eric Tramiel	1

Three Or More Blocks

Five Or More Steals

Double-Doubles

George Odufuwa.....	1
---------------------	---

Double Figure Rebounds

George Odufuwa.....	1
---------------------	---

20-Point Games

Five Or More Assists

THE LAST TIME A MEAN GREEN PLAYER ...

Had 30 or more points

34 - Collin Dennis vs. Troy, 2/16/08

Had 15 or more rebounds

24 - George Odufuwa vs. Cameron, 11/13/09

Had 10 or more assists

13 - Terence White vs. Texas A&M Corpus Christi, 2/02/00

Had 5 or more blocks

5 - Jeffrey Simpson vs. UALR, 3/03/06

Had 5 or more steals

5 - Rich Young vs. Rice, 11/18/06

Made 90% or more FGA (min 5 att)

1.000 - Tristan Thompson vs. Sam Houston State (6-6), 12/3/08

Made 80% or more FGA (min 5 att)

.857 - Kedrick Hogans vs. Florida International (6-7), 1/22/09

Made 70% or more FGA (min 5 att)

.714 - Harold Stewart vs. Western Kentucky (5-7), 3/9/09

Made 100% FTA (min 5 att)

1.000 - Josh White vs. Florida Atlantic (5-5), 3/4/09

Made 90% or more FTA (min 5 att)

.923 - Tristan Thompson vs. Middle Tennessee (12-13), 3/8/09

Made 8 or more 3PT's

8 - Joe Ervin vs. Arkansas, 12/30/98

Had a double-double (pts/rbs)

George Odufuwa vs. Cameron (12 pts / 24 reb), 11/13/09

Had a double-double (pts/asst)

Terence White vs. Texas A&M-CC (15 pts /13 asst), 12/2/00

Had a triple-double (pts/rbs/asst)

Jesse Ratliff vs. Sam Houston St. (20pts/16reb/10asst), 2/13

Had a perfect shooting night (min 5 fg & ft att)

Tristan Thompson vs. Sam Houston St. (6-6 fg/2-2 3fg/6-6 ft), 12/3/08

THE LAST TIME A MEAN GREEN TEAM ...

Scored 100 or more points

105 - vs. Hartford, 12/8/07

Allowed 100 or more points

100 - vs. Oklahoma State, 11/17/08

Scored 50 or fewer points

48 - vs. Princeton, 12/05/98

Held an opponent under 50 points

40 - vs. ULM, 2/20/08

Won an overtime game

86-83 (3OT) - vs. Arkansas State, 1/10/09

Had 50 or more rebounds

50 - vs. Cameron, 11/13/09

Had 20 or more assists

21 - vs. Troy, 2/01/07

Had 10 or more steals

10 - vs. Middle Tennessee, 1/27/08

Had 5 or more blocks

5 - vs. New Orleans, 12/22/08

Five or more players in double-figures

6 - vs. ULM, 2/19/09

Made 60% or higher FGs

.604 - vs. Middle Tennessee (29-48), 2/14/09

Made 50% or higher 3pt FGs

.500 - vs. Middle Tennessee (4-8), 3/8/09

Made 90% or higher FTs

.905 - vs. UT Arlington (19-21), 12/29/08

NORTH TEXAS RECORDS WATCH

Career Scoring

24.....909	Quincy Williams.....	2004-08
25.....907	Terry Bailey	1974-76
26.....900	Al Shumate.....	1969-71
27.....889	Waymond Lister	1975-79
28.....888	Ronnie Morgan	1987-90
29.....860	Adam Smith	1993-95
30.....844	Carl Jones.....	1973-76
.....784	Josh White.....	2008-Pr

Career Free Throw Percentage (min. 90 att)

1.....87.08	Garland Bailey	1963-64
2.....87.01 (221-254)	Josh White.....	2008-Pr
3.....83.78 (93-111)	Dominique Johnson	2009-Pr
4.....82.38	Leonard Hopkins	2002-05
5.....81.91	Tom Etchison.....	1994-95
6.....81.62	Joe Hamilton.....	1969-70
7.....81.52	Jon Manning.....	1978-79
8.....79.31	Donell Hayden.....	1991
9.....79.20 (179-226)	Tristan Thompson	2008-Pr
10.....79.19	Cedric Carson	1991-92
11.....79.17	George King	1994-96
12.....78.86	Kendrick Davis	2006-07
13.....78.77	Tony Wright	1973-75

Career Field Percentage

1.....585	John Horrocks	1981-83
2.....581	Terry Bailey.....	1974-76
3.....575 (135-235)	Eric Tramiel.....	2009-Pr
4.....570	Will Smith	2000-04
5.....559	Adam Smith.....	1993-95
6.....555	Jeffrey Simpson	2004-06
7.....554	Sean Riley.....	1995-97
8.....543	Keith Wooden.....	2006-08
9.....540	Keenan DuBose	1985-87
10.....539	Xavier Henton	1991-94
11.....532 (91-171)	Kedrick Hogans	2008-Pr
12.....531	Michael DeGrate	2002-04

Career 3-Point Percentage

1.....431	George King.....	1993-96
2.....413	Chad Elstun	1995-97
3.....406	Rich Young.....	2005-07
4.....404 (44-109)	Dominique Johnson.....	2009-Pr
5.....391	Calvin Watson	2003-07
.....391	Adam McCoy	2007-09
7.....386 (93-241)	Josh White	2008-Pr
8.....377	Collin Dennis.....	2007-09
9.....376	Isaac Hines	2004-06
10.....361 (56-155)	Tristan Thompson.....	2008-Pr
.....361	Tony Worrell.....	1986-88
12.....360	Kendrick Davis.....	2005-07
13.....355	Ray Schufford.....	1989-91

JOHNNY JONES head coach

Age: 48
Alma Mater: Louisiana State ('85)
Record: 127-112 (9th Season)
Overall Record: 142-128 (10th season)
Previous Job: Alabama Asst. Coach (2000-01)
Playing Experience: LSU (1980-84)
Hometown: DeRidder, Louisiana
 DeRidder High School (1976-80)

Jones Coaching Experience

Year	School	Position
2001-Cur.	North Texas	Head Coach
2000-01	Alabama	Asst. Coach
1999-00	Memphis	Interim Head Coach
1997-99	Memphis	Assoc. Head Coach
1994-97	LSU	Assoc. Head Coach
1984-94	LSU	Asst. Coach
1987-88	LSU	Admin. Asst.

Jones Year-by-Year

Year	Overall	Conf.	Finish
2001-02	15-14	8-7	4th-West
2002-03	7-21	2-13	6th-West
2003-04	13-15	8-7	3rd West
2004-05	14-14	6-9	T4th-West
2005-06	14-14	6-9	T4th-West
2006-07	23-11	10-8	3rd West*
2007-08	20-11	10-8	3rd West
2008-09	20-12	11-7	2nd West
2009-10	1-0	0-0	
Totals	127-112	61-68	

* Sun Belt Tournament Champion

North Texas Career Coaching Wins

Coach	Wins	Seasons
Pete Shands	217	22
Bill Blakeley	134	8
Johnny Jones	127	8th
Jimmy Gales	84	7



- **April 16, 2001** - Jones named 16th head coach in North Texas history, taking over for Vic Trilli who compiled a 20-87 record in four years.
- **Nov. 16, 2001** - Jones won his first game as head coach at North Texas, defeating Southwest Missouri State 79-77 at the Super Pit.
- **March 1, 2002** - Jones and the Mean Green defeated Florida International in the Sun Belt Conference Tournament. The game marked NT's first ever victory in the SBC Tournament and its first in any conference tournament since the 1995-96 season.
- **March 2, 2002** - North Texas ended the season with a 15-14 record to give the Mean Green its first winning season in six years. NT posted the nation's third best one season improvement in winning percentage for 2000-01 to 2001-02.
- **Dec. 7, 2002** - Jones led the Mean Green to a victory over Winthrop at the Brother's Air and Heat Championship game, giving North Texas its first regular-season tournament title in more than 20 years.
- **Dec. 6, 2003** - North Texas picked up its biggest margin of victory in school history in a 109-49 win over Hardin-Simmons.
- **Feb. 26, 2003** - Jones picks up his 50th career victory

- with an 84-81 overtime victory over 2004 Sun Belt Conference Tournament runner-up New Orleans.
- **Nov. 9, 2005** - Jones and his staff signed four players on the first day of the early signing period and, including Arizona State transfer Keith Wooden, had the 29th ranked class in the nation for the early signing period according to Hoop Scoop.
- **Nov. 18, 2005** - Jones won his 50th game at North Texas with the victory over Hardin-Simmons in the season opener.
- **Nov. 12, 2006** - In what is being referred to as his signature win, Jones' Mean Green toppled NIT participant Charlotte 90-72 on the road.
- **Dec. 19, 2006** - Jones leads the Mean Green to another program first - its first win over Western Kentucky in eight tries.
- **Feb. 15, 2007** - Jones scores his 80th victory at North Texas, passing John Reid for fourth all-time.
- **March 6, 2007** - Jones gives NT its first-ever Sun Belt Conference title with an 83-75 win over Arkansas State.
- **March 16, 2007** - North Texas plays in its first NCAA Tournament game since 1988, falling to Memphis 73-58 in the opening round.

- **Nov. 11, 2007** - In front of the largest Super Pit crowd since 1980 (6,793), Jones and the Mean Green knocked off Oklahoma State 82-73.
- **Dec. 1, 2007** - Down 21 points at New Mexico State with 14:20 remaining, Jones and the Mean Green engineer the biggest comeback in school history. NT beat the Aggies 75-72 in regulation.
- **Feb. 2, 2008** - Jones records his 100th win at North Texas with a 60-57 victory over Florida International. Only Bill Blakeley reached the milestone faster at NT.
- **Feb. 20, 2008** - North Texas records one of the most lopsided road victories in school history in a 72-40 drubbing of Louisiana at Monroe. It is the largest margin of defeat in Fant-Ewing Coliseum history, and the least amount of points by an NT opponent since 1994.
- **March 5, 2008** - A win over Arkansas State in the Sun Belt Conference opening round secures a second straight 20-win season for the Mean Green.
- **Dec. 31, 2008** - Jones coaches the 250th game of his career, which has spanned eight seasons at NT and Memphis. Jones has amassed a 129-121 record.
- **Feb. 26, 2009** - With a win over Arkansas State, North Texas secured its 10th conference win for a third straight season, a feat not seen at NT since 1924-27.

1 DOMINIQUE JOHNSON

5-10 • 162 • Sr. • G • 1L • Kansas City, Mo. (Arkansas-Fort Smith)

Finished his first season at NT ranked ninth in school history in assists with 120 ... 120 assists are the most by an NT player since 1999, and ranked 6th in SBC ... 1.69 A/TO ratio ranked 123rd in nation ... Posted 10 games of at least five assists ... Needs just 106 assists to reach NT's career top 10 list ... 83.8 FT% ranked second on the squad and 60th in the nation ... One of four NT players to average double figures (11.0 ppg) ... Posted two 20-point efforts, including SBC semifinal vs. WKU ... Went 5-of-8 (.625) from 3-point in Hot Springs.

CAREER HIGHS

Points:	20, last vs. WKU (3/09/09)
FG Made:	8, last vs. WKU (3/09/09)
3-FG Made:	4, last vs. WKU (3/09/09)
FT Made:	9 vs. Indiana St. (11/23/08)
Assists:	7, last vs. ULL (2/7/09)
Rebounds:	6 vs. Arkansas St. (1/10/09)
Steals:	3, last vs. Denver (1/15/09)
Blocks:	1 vs. UALR (1/08/09)
Minutes:	48 vs. Arkansas St. (1/10/09)




3 ALZEE WILLIAMS

6-4 • 168 • Fr. • G • HS • Dallas (Mississippi Elite Christian Academy)

Honed his shooting game at Miss. Elite Christian Academy, averaging over 20 ppg ... Dropped a career-high 36 points on Laurinburg Prep ... Was the District 13-4A MVP as a senior at Lincoln High School in Dallas ... Ranked by Texashoops.com as the No. 117th best player in the class of '08 ... Selected the Dallas Morning News' High School Player of the Week on Jan. 13, 2008 ... Averaged 17.3 points per game, which ranked second in the district and 17th in the DFW area ... Connected on 37 three-pointers, and also averaged 3.3 rebounds per game and 2.8 assists per game as a senior.

CAREER HIGHS

Points: 2 vs. Cameron (11/13/09)
 FG Made: 1 vs. Cameron (11/13/09)
 3-FG Made: -
 FT Made: -
 Assists: -
 Rebounds: 1 vs. Cameron (11/13/09)
 Steals: -
 Blocks: -
 Minutes: 14 vs. Cameron (11/13/09)



Opponent	Date	gs	min	Total		3-Pointers		Free throws		Rebounds				pf	a	t/o	blk	stl	pts	avg
				fg-fga	pct	3fg-fga	pct	ft-fta	pct	off	def	tot	avg							
CAMERON	11/13/09		14	1-2	.500	0-1	.000	0-0	.000	0	1	1	1.0	1	0	0	0	0	2	2.0
Totals		0	14	1-2	.500	0-1	.000	0-0	.000	0	1	1	1.0	1	0	0	0	0	2	2.0

Games played: 1
 Minutes/game: 14.0
 Points/game: 2.0
 FG Pct: 50.0
 3FG Pct: 0.0

Rebounds/game: 1.0


4 GEORGE ODUFUWA

6-8 • 240 • Jr. • F • 1L • Dallas, Texas (Arizona State)

Hauled in 24 rebounds vs Cameron - 4th most in NT history ... Became just the 9th player in the NCAA since 2005-06 to grab 24 boards or more ... Racked up 3rd career double-double with 12 pts 24 reb vs Cameron ... 2008-09: Ranked 6th in the Sun Belt with 6.6 rebounds per game ... 18 boards vs. Troy are most by an SBC player in 2008-09, and ranks 18th in NT history ... Named ESPN The Magazine Academic All-District First Team ... 21 blocks in 08-09 ties for second on the team ... 0.7 blocks per game tied for 15th in the SBC ... Had five multi-block games this year.

CAREER HIGHS

Points: 15 vs. SHSU (11/20/08)
 FG Made: 6 vs. SHSU (11/20/08)
 3-FG Made: -
 FT Made: 6 vs. USA (2/05/09)
 Assists: 4 vs. SHSU (11/20/08)
 Rebounds: 24 vs. Cameron (11/13/09)
 Steals: 3, last vs. UTA (12/29/08)
 Blocks: 4 vs. SHSU (11/20/08)
 Minutes: 33, last vs. Troy (1/29/09)



Opponent	Date	gs	min	Total		3-Pointers		Free throws		Rebounds				pf	a	t/o	blk	stl	pts	avg
				fg-fga	pct	3fg-fga	pct	ft-fa	pct	off	def	tot	avg							
CAMERON	11/13/09	*	29	4-10	.400	0-0	.000	4-7	.571	6	18	24	24.0	0	1	3	2	1	12	12.0
Totals		1	29	4-10	.400	0-0	.000	4-7	.571	6	18	24	24.0	0	1	3	2	1	12	12.0

Games played: 1
 Minutes/game: 29.0
 Points/game: 12.0
 FG Pct: 40.0
 FT Pct: 57.1

Rebounds/game: 24.0
 Assists/game: 1.0
 Turnovers/game: 3.0
 Assist/turnover ratio: 0.3
 Steals/game: 1.0
 Blocks/game: 2.0

10 JOSH WHITE

5-10 • 175 • Jr. • G • 2L • Baton Rouge, La. (Christian Life Academy)

Recorded his 40th career double-digit game with 19 points vs Cameron ... Preseason Second Team All-Sun Belt ... 2008-09: Finished second in the nation with a 90.6 (96-of-106) FT%, which smashed the school record ... Earned All-Sun Belt Tournament Team honors after averaging 20.0 ppg on 52.8% shooting and 4.3 apg ... Posted three separate streaks of 20-plus FT makes in 08-09 ... Last two outings vs. MTSU went for 26 and 27 pts, including SBC quarterfinal ... Tallied 2.6 assists per game, which ranked second on the squad ... Averaging 25.3 ppg vs. three career Big XII opponents.

CAREER HIGHS

Points: 28 vs Texas (12/5/07)
 FG Made: 8, last vs MTSU (3/08/09)
 3-FG Made: 6 vs Texas (12/5/07)
 FT Made: 11 vs Arkansas St. (2/23/08)
 Assists: 7, last vs. WKU (3/09/09)
 Rebounds: 8 vs Okla. State (11/17/08)
 Steals: 3 vs Okla. State (11/14/07)
 Blocks: -
 Minutes: 46 vs. Arkansas St. (1/10/09)



Opponent	Date	gs	min	Total		3-Pointers		Free throws		Rebounds				pf	a	t/o	blk	stl	pts	avg
				fg-fga	pct	3fg-fga	pct	ft-fta	pct	off	def	tot	avg							
CAMERON	11/13/09	*	30	6-9	.667	5-6	.833	2-3	.667	1	3	4	4.0	2	4	2	0	0	19	19.0
Totals		1	30	6-9	.667	5-6	.833	2-3	.667	1	3	4	4.0	2	4	2	0	0	19	19.0

Games played: 1
 Minutes/game: 30.0
 Points/game: 19.0
 FG Pct: 66.7
 3FG Pct: 83.3
 FT Pct: 66.7

Rebounds/game: 4.0
 Assists/game: 4.0
 Turnovers/game: 2.0
 Assist/turnover ratio: 2.0


11 ANTWONE MATLOCK

6-1 • 177 • Sr. • G • 1L • Dallas, Texas (Trinidad State)

2008-09: Saw first action in a Mean Green uniform versus Cameron, landing a layup on 1-of-2 shooting ... Grabbed season-high seven minutes vs. Louisiana-Lafayette, pulling down 2 rebounds ... Also saw time against Sun Belt foes Florida Atlantic, ULM, Denver, and Western Kentucky (Sun Belt Tournament semi-final).

CAREER HIGHS

Points: 2 vs. Cameron (11/14/08)
 FG Made: 1 vs. Cameron (11/14/08)
 3-FG Made: -
 FT Made: -
 Assists: -
 Rebounds: 2 vs. ULL (2/7/09)
 Steals: -
 Blocks: -
 Minutes: 7 vs. ULL (2/7/09)



Opponent	Date	gs	min	Total		3-Pointers		Free throws		Rebounds				pf	a	t/o	blk	stl	pts	avg
				fg-fga	pct	3fg-fga	pct	ft-fta	pct	off	def	tot	avg							
CAMERON	11/13/09		1	0-1	.000	0-1	.000	0-0	.000	0	0	0	0.0	1	0	0	0	0	0	0.0
Totals		0	1	0-1	.000	0-1	.000	0-0	.000	0	0	0	0.0	1	0	0	0	0	0	0.0

Games played: 1
 Minutes/game: 1.0
 FG Pct: 0.0
 3FG Pct: 0.0

12 NICK GOFF

6-4 • 180 • Fr. • G • HS • Columbus, Ohio (St. Francis DeSales)

Hit a pair of free throws in his first action at NT vs Cameron ... 2008-09: Was a standout at St. Francis DeSales in Columbus, Ohio, earning All-Central District Division II Third-Team honors ... Scored 13.7 points per game in leading St. Francis to the state semifinal game, where they fell to national powerhouse St. Vincent-St. Mary - the alma mater of LeBron James ... Had the Stallions ranked No. 8 in the state of Ohio heading into the state tournament ... As a junior, Goff was an honorable mention honoree to the All-Central District Division II.

CAREER HIGHS

Points: 2 vs. Cameron (11/13/09)
 FG Made: -
 3-FG Made: -
 FT Made: 2 vs. Cameron (11/13/09)
 Assists: -
 Rebounds: -
 Steals: -
 Blocks: -
 Minutes: 1 vs. Cameron (11/13/09)



Opponent	Date	gs	min	Total		3-Pointers		Free throws		Rebounds				pf	a	t/o	blk	stl	pts	avg
				fg-fga	pct	3fg-fga	pct	ft-fta	pct	off	def	tot	avg							
CAMERON	11/13/09		1	0-0	.000	0-0	.000	2-2	1.000	0	0	0	0.0	0	0	1	0	0	2	2.0
Totals		0	1	0-0	.000	0-0	.000	2-2	1.000	0	0	0	0.0	0	0	1	0	0	2	2.0

Games played: 1
 Minutes/game: 1.0
 Points/game: 2.0
 FT Pct: 100.0

Turnovers/game: 1.0


14 TRISTAN THOMPSON

6-5 • 190 • Jr. • G • 2L • Angleton, Texas (Brewster Academy)

2008-09: NT's 2nd highest scoring threat with 11.4 ppg ... Had five 20-point games in 08-09, including career scoring efforts in three of four games in December, culminating in a 27 point outing at ULL ... Was named the Sun Belt Player of the Week on Dec. 10 ... Shot 45.1 percent from deep in SBC play, which ranked fourth in the league ... Recorded first perfect night in NT history versus Sam Houston - 6-6 FG, 2-2 3-point, 6-6 FT ... 79.1 FT% ranked 4th on the squad and 9th in the Sun Belt ... 13 FT's vs ULL are tied for 2nd most by an SBC player.

CAREER HIGHS

Points: 27 vs. UL (12/18/08)
 FG Made: 11 vs. UL (12/18/08)
 3-FG Made: 5 vs. UL (12/18/08)
 FT Made: 13 vs. UL (2/7/09)
 Assists: 4 vs Troy (1/3/08)
 Rebounds: 8, last vs NMSU (12/1/07)
 Steals: 3 vs Centenary (12/20/07)
 Blocks: 1, last vs. Houston (11/29/08)
 Minutes: 41 vs. Arkansas St. (1/10/09)



Opponent	Date	gs	min	Total		3-Pointers		Free throws		Rebounds				pf	a	t/o	blk	stl	pts	avg
				fg-fga	pct	3fg-fga	pct	ft-fta	pct	off	def	tot	avg							
CAMERON	11/13/09	*	16	1-3	.333	0-2	.000	3-4	.750	1	2	3	3.0	1	0	1	0	0	5	5.0
Totals			16	1-3	.333	0-2	.000	3-4	.750	1	2	3	3.0	1	0	1	0	0	5	5.0

Games played: 1
 Minutes/game: 16.0
 Points/game: 5.0
 FG Pct: 33.3
 3FG Pct: 0.0
 FT Pct: 75.0

Rebounds/game: 3.0
 Turnovers/game: 1.0


15 BEN KNOX

6-10 • 221 • Fr. • C • RS • Arlington, Texas (Grace Prep Academy)

Saw first action at NT and grabbed 1 rebound vs Cameron ... 2008-09: Took a redshirt ... Was a TAPPS Second-Team All-State selection as a senior ... Guided Grace Prep to the TAPPS state title game in each of the last two seasons ... Ranked as the No. 62 recruit in the state by TexasHoops.com ... Listed as No. 354 among the top 1,000 players in the country by HoopScoopOnline.com ... Averaged 10 points, nine rebounds and three blocks per game in 2007-08 ... Had the Lions ranked fifth in state after shooting 60 percent from the floor and averaging 7.0 rebounds and 3.0 blocks per game as a junior.

CAREER HIGHS

Points: -
 FG Made: -
 3-FG Made: -
 FT Made: -
 Assists: -
 Rebounds: 1 vs. Cameron (11/13/09)
 Steals: -
 Blocks: -
 Minutes: 1 vs. Cameron (11/13/09)



Opponent	Date	gs	min	Total		3-Pointers		Free throws		Rebounds				pf	a	t/o	blk	stl	pts	avg
				fg-fga	pct	3fg-fga	pct	ft-fta	pct	off	def	tot	avg							
CAMERON	11/13/09		1	0-0	.000	0-0	.000	0-0	.000	1	0	1	1.0	0	0	0	0	0	0	0.0
Totals		0	1	0-0	.000	0-0	.000	0-0	.000	1	0	1	1.0	0	0	0	0	0	0	0.0

Games played: 1
 Minutes/game: 1.0

Rebounds/game: 1.0

20 COLLIN MANGRUM

6-4 • 190 • Jr. • G • 2L • Howe, Texas (Howe HS)

Saw first action in a season opener since 2006-07 and had 9 points vs Cameron ... 2008-09: Exploded for career highs in points (19), field goals (7) and 3-pointers (5) in breakout game vs Middle Tennessee ... Earned first career start vs. UALR ... Knocked down a free throw versus Houston Baptist in his first action since the NCAA Tournament game vs. Memphis on March 16, 2007 ... Missed all of 2007-08 and the final nine games of the 08-09 season after exacerbating chronic injuries that required multiple surgeries following the 2006-07 season ... Saw action in 11 games as a sophomore.

CAREER HIGHS

Points: 19 vs. MTSU (12/31/08)
 FG Made: 7 vs. MTSU (12/31/08)
 3-FG Made: 5 vs. MTSU (12/31/08)
 FT Made: 4, last vs Jarvis (12/22/06)
 Assists: 1, last vs. FAU (1/17/09)
 Rebounds: 4, last vs. ULL (2/7/09)
 Steals: 2, last vs. ULL (2/7/09)
 Blocks: 1, last vs FIU (2/18/07)
 Minutes: 23 vs Jarvis Christian (12/22/06)



Opponent	Date	gs	min	Total		3-Pointers		Free throws		Rebounds				pf	a	t/o	blk	stl	pts	avg
				fg-fga	pct	3fg-fga	pct	ft-fta	pct	off	def	tot	avg							
CAMERON	11/13/09		12	3-7	.429	1-3	.333	2-2	1.000	0	0	0	0.0	2	0	0	0	0	9	9.0
Totals		0	12	3-7	.429	1-3	.333	2-2	1.000	0	0	0	0.0	2	0	0	0	0	9	9.0

Games played: 1
 Minutes/game: 12.0
 Points/game: 9.0
 FG Pct: 42.9
 3FG Pct: 33.3
 FT Pct: 100.0

21 SHANNON SHORTER

6-4 • 200 • Jr. • G • TR • Houston (Paris JC)

Started season opener vs Cameron and scored 2 points in 21 minutes ... 2008-09 Paris: Poured in 15.7 points per game and 9.0 rebounds per game in the Region XIV Tourney, earning an All-Tournament Team selection to go with his All-Conference bid ... Shorter led the Dragons to a 25-6 record and a national top 10 ranking for a third straight season ... A strong defensive presence, Shorter and Paris finished sixth nationally in defensive points allowed ... Averaged 9.9 points on 52.0 percent shooting and 5.1 rebounds per game overall as a sophomore ... Hit 86-of-116 FT attempts (74.1%) in 09.

CAREER HIGHS

Points: 2 vs. Cameron (11/13/09)
 FG Made: -
 3-FG Made: -
 FT Made: 2 vs. Cameron (11/13/09)
 Assists: 2 vs. Cameron (11/13/09)
 Rebounds: 2 vs. Cameron (11/13/09)
 Steals: -
 Blocks: -
 Minutes: 21 vs. Cameron (11/13/09)



Opponent	Date	gs	min	Total		3-Pointers		Free throws		Rebounds				pf	a	t/o	blk	stl	pts	avg
				fg-fga	pct	3fg-fga	pct	ft-fta	pct	off	def	tot	avg							
CAMERON	11/13/09	*	21	0-3	.000	0-2	.000	2-2	1.000	0	2	2	2.0	0	2	2	0	0	2	2.0
Totals		1	21	0-3	.000	0-2	.000	2-2	1.000	0	2	2	2.0	0	2	2	0	0	2	2.0

Games played: 1
 Minutes/game: 21.0
 Points/game: 2.0
 FG Pct: 0.0
 3FG Pct: 0.0
 FT Pct: 100.0

Rebounds/game: 2.0
 Assists/game: 2.0
 Turnovers/game: 2.0
 Assist/turnover ratio: 1.0

23 RICHARD THOMAS

6-5 • 190 • Jr. • G • TR • Rosedale, N.Y. (Garden City CC)

Reached double-figures (12 pts) in first NT appearance in season opener ... 2008-09 Garden City: Named to the 2009 Region VI All-Tournament team at Garden City CC (Kan.) ... Represented the Broncbusters at the NJCAA All-Star Game, suiting up with his future Mean Green teammate Shannon Shorter (Paris JC) while scoring 10 points ... Ranked second at Garden City with 13.6 points per game, powering the Broncbusters to a 25-13 record, the Region VI title and the program's first trip to the NJCAA Tournament since 1956.

CAREER HIGHS

Points: 12 vs. Cameron (11/13/09)
 FG Made: 3 vs. Cameron (11/13/09)
 3-FG Made: 2 vs. Cameron (11/13/09)
 FT Made: 4 vs. Cameron (11/13/09)
 Assists: 1 vs. Cameron (11/13/09)
 Rebounds: 1 vs. Cameron (11/13/09)
 Steals: -
 Blocks: -
 Minutes: 24 vs. Cameron (11/13/09)



Opponent	Date	gs	min	Total		3-Pointers		Free throws		Rebounds				pf	a	t/o	blk	stl	pts	avg
				fg-fga	pct	3fg-fga	pct	ft-fta	pct	off	def	tot	avg							
CAMERON	11/13/09		24	3-7	.429	2-5	.400	4-5	.800	0	1	1	1.0	3	1	3	0	0	12	12.0
Totals		0	24	3-7	.429	2-5	.400	4-5	.800	0	1	1	1.0	3	1	3	0	0	12	12.0

Games played: 1
 Minutes/game: 24.0
 Points/game: 12.0
 FG Pct: 42.9
 3FG Pct: 40.0
 FT Pct: 80.0

Rebounds/game: 1.0
 Assists/game: 1.0
 Turnovers/game: 3.0
 Assist/turnover ratio: 0.3

25 ERIC TRAMIEL

6-7 • 230 • Sr. • F • 1L • Shreveport, La. (Paris JC)

20th career double-digit scoring performance in season opener ... Preseason First Team All-Sun Belt ... 2008-09: Earned Third Team All-Sun Belt honors ... Was one of just 2 players in the SBC to average over 12.0 ppg and have at least 20 assists (26) and 20 blocks (21) ... Shot 57.9% in 08-09, which leads all SBC newcomers and ranked 3rd in the league ... Averaged 14.3 points and 7.6 rebounds on 58.8 percent shooting between New Years and the SBC Tourney ... Averaged 7.5 rpg in SBC play, which ranked 3rd in the league ... Recorded 4 double-doubles ... One of three NT players with double-digit blocks.

CAREER HIGHS

Points: 22 vs. FIU (1/22/09)
 FG Made: 9 vs. UALR (1/08/09)
 3-FG Made: 1, last vs. UNO (12/22/08)
 FT Made: 13 vs. FAU (3/4/09)
 Assists: 3, last vs. ASU (2/26/09)
 Rebounds: 15 vs. FIU (1/22/09)
 Steals: 2 vs. FAU (3/4/09)
 Blocks: 4 vs. SHSU (11/20/08)
 Minutes: 36, last vs. USA (2/05/09)



Opponent	Date	qs	min	Total		3-Pointers		Free throws		Rebounds				pf	a	t/o	blk	stl	pts	avg
				fg-fga	pct	3fg-fga	pct	ft-fta	pct	off	def	tot	avg							
CAMERON	11/13/09	*	29	3-7	.429	0-1	.000	5-8	.625	4	3	7	7.0	3	2	3	0	0	11	11.0
Totals		1	29	3-7	.429	0-1	.000	5-8	.625	4	3	7	7.0	3	2	3	0	0	11	11.0

Games played: 1
 Minutes/game: 29.0
 Points/game: 11.0
 FG Pct: 42.9
 3FG Pct: 0.0
 FT Pct: 62.5

Rebounds/game: 7.0
 Assists/game: 2.0
 Turnovers/game: 3.0
 Assist/turnover ratio: 0.7


30 JACOB HOLMEN

6-8 • 220 • Fr. • F • HS • Whitehouse, Texas (Whitehouse HS)

Scored 4 points in first collegiate action in season opener ... High School: Was the District 11-4A Defensive POY and a First-Team All-East Texas selection by the Tyler Morning Telegraph following his junior season, and upped that to All-East Texas MVP in 2009 ... He adorned the cover of Texas Preps Basketball under the headline "The Magnificent 7" in the 2008 high school preview issue and proved them right with averages of 20 points and 11.5 rebounds per game as a senior ... Powered the Wildcats to a No. 3 ranking in the state entering the play-offs ... Ranked the No. 9 power forward in Texas.

CAREER HIGHS

Points: 4 vs. Cameron (11/13/09)
 FG Made: 2 vs. Cameron (11/13/09)
 3-FG Made: -
 FT Made: -
 Assists: 2 vs. Cameron (11/13/09)
 Rebounds: 2 vs. Cameron (11/13/09)
 Steals: -
 Blocks: -
 Minutes: 16 vs. Cameron (11/13/09)



Opponent	Date	gs	min	Total		3-Pointers		Free throws		Rebounds				pf	a	t/o	blk	stl	pts	avg
				fg-fga	pct	3fg-fga	pct	ft-fta	pct	off	def	tot	avg							
CAMERON	11/13/09		16	2-5	.400	0-1	.000	0-0	.000	1	1	2	2.0	1	2	0	0	0	4	4.0
Totals		0	16	2-5	.400	0-1	.000	0-0	.000	1	1	2	2.0	1	2	0	0	0	4	4.0

Games played: 1
 Minutes/game: 16.0
 Points/game: 4.0
 FG Pct: 40.0
 3FG Pct: 0.0

Rebounds/game: 2.0
 Assists/game: 2.0
 Assist/turnover ratio: 99.9

32 JAMIE EGENTI

6-8 • 265 • Jr. • F • TR • Watauga, Texas (North Lakes College)

Averaged 7.8 points, 5.4 rebounds and 1.3 blocks per game for North Lakes College, helping them claim their NJCAA Div. III National Championship ... Was a two-sport star at Haltom High School, winning the District 5-5A MVP award in 2005-06 ... Averaged 14.1 points, 10.1 rebounds and 1.2 blocks per game for the Buffalos ... Also lettered in football ... Is the oldest of seven children born to Henrietta and Emmanuel Egenti ... Born on Oct. 12, 1987.

CAREER HIGHS

Points: -
FG Made: -
3-FG Made: -
FT Made: -
Assists: -
Rebounds: -
Steals: -
Blocks: -
Minutes: -



33 TYLER HALL

6-2 • 175 • So. • G • HS • Pampa, Texas (Pampa HS)

Recorded a steal in 1 minute of play vs Cameron ... High School: A multi-sport standout at Pampa High School, Hall averaged 22 points, 6 rebounds and 5 assists per game as a senior ... Was named an all-district performer in each of his last two seasons, and was once named to the all-region team ... Scored a career-high double-double with 42 points and 11 rebounds in a single game ... Also lettered in track, where he qualified for regionals in the long jump ... Participated in the Faith 7 Texas vs. Oklahoma All-Star game ... Has two brothers, Brodie and Clayton ... Born on August 29, 1988 to Kitty and Terry Hall.

CAREER HIGHS

Points: -
 FG Made: -
 3-FG Made: -
 FT Made: -
 Assists: -
 Rebounds: -
 Steals: 1 vs. Cameron (11/13/09)
 Blocks: -
 Minutes: -



Opponent	Date	gs	min	Total		3-Pointers		Free throws		Rebounds				pf	a	t/o	blk	stl	pts	avg
				fg-fga	pct	3fg-fga	pct	ft-fta	pct	off	def	tot	avg							
CAMERON	11/13/09		1	0-1	.000	0-0	.000	0-0	.000	0	0	0	0.0	0	0	0	0	1	0	0.0
Totals		0	1	0-1	.000	0-0	.000	0-0	.000	0	0	0	0.0	0	0	0	0	1	0	0.0

Games played: 1
 Minutes/game: 1.0
 FG Pct: 0.0

Steals/game: 1.0

42 CAMERON SPENCER

6-7 • 264 • Jr. • F • SQ • Orange, Texas (Southern Methodist)

Scored a bucket vs Cameron in his first action at NT ... Sat out the 2008-09 season due to NCAA transfer rules ... At SMU he played in 41 games over two years, hitting 53.6 percent from the floor and building a reputation as a staunch lane defender ... Was the first signee for SMU head coach Matt Doherty ... As a sophomore at SMU, Spencer piled up 43 rebounds, including 19 on the offensive glass ... He also tallied six blocks and six steals to go with five assists and 9-of-17 (52.9 percent) shooting on the year ... Spencer had a team-high in blocks in the season finale win over Rice.

CAREER HIGHS

Points: 2 vs. Cameron (11/13/09)
 FG Made: 1 vs. Cameron (11/13/09)
 3-FG Made: -
 FT Made: -
 Assists: 1 vs. Cameron (11/13/09)
 Rebounds: 1 vs. Cameron (11/13/09)
 Steals: -
 Blocks: -
 Minutes: 5 vs. Cameron (11/13/09)



Opponent	Date	gs	min	Total		3-Pointers		Free throws		Rebounds				pf	a	t/o	blk	stl	pts	avg
				fg-fga	pct	3fg-fga	pct	ft-fta	pct	off	def	tot	avg							
CAMERON	11/13/09		5	1-2	.500	0-0	.000	0-0	.000	1	0	1	1.0	0	1	0	0	0	2	2.0
Totals		0	5	1-2	.500	0-0	.000	0-0	.000	1	0	1	1.0	0	1	0	0	0	2	2.0

Games played: 1
 Minutes/game: 5.0
 Points/game: 2.0
 FG Pct: 50.0

Rebounds/game: 1.0
 Assists/game: 1.0
 Assist/turnover ratio: 99.9

NORTH TEXAS vs. UT ARLINGTON

1-O OVERALL, O-O SUN BELT WEST

LAST YEAR VS UT ARLINGTON

UT Arlington vs North Texas

12-29-08 7:00 p.m. at The Super Pit - Denton, Texas

UT Arlington 80 • 5-6, 0-0 SLC

#	Player	f	Total			3-Ptr			Rebounds			PF	TP	A	TO	Blk	Stl	Min
			FG-FGA	FG-FGA	FT-FTA	FG-FGA	FG-FGA	FT-FTA	Off	Def	Tot							
21	Parker, Trey	f	1-1	0-0	1-2	1	1	2	4	3	0	0	2	0	0	11		
32	Vereen, Anthony	f	8-11	0-1	3-5	2	2	4	4	19	3	3	1	1	26			
00	Haynes, Marquez	g	5-9	1-2	3-4	2	3	5	5	14	4	2	0	1	30			
05	Smith, Jeremy	g	0-1	0-0	1-2	1	3	4	2	1	5	2	0	1	33			
23	Long, Brandon	g	5-11	3-6	3-4	0	4	4	1	16	0	2	0	3	30			
01	Guignard, Roge'r		4-7	1-4	1-2	0	1	1	0	10	5	2	0	3	26			
02	Gentry II, Dwight		0-0	0-0	0-0	0	0	0	1	0	0	0	0	0	1			
04	Moffitt, Tommy		7-10	0-1	3-6	1	6	7	3	17	0	0	0	0	29			
10	Davis, J.D.		0-2	0-0	0-0	1	1	2	1	0	0	1	0	0	10			
24	Awange, Ishmael		0-1	0-0	0-0	0	0	0	1	0	0	0	0	0	3			
31	Reed III, LaMarcus		0-0	0-0	0-0	0	0	0	0	0	0	0	0	0	0+			
54	Kinnear, Jordan		0-0	0-0	0-0	0	0	0	0	0	0	1	0	0	1			
Team						3	2	5			1							
Totals			30-53	5-14	15-25	11	23	34	22	80	17	14	3	9	200			

FG % 1st Half: 15-29 51.7% 2nd half: 15-24 62.5% Game: 30-53 56.6%
 3FG % 1st Half: 2-6 33.3% 2nd half: 3-8 37.5% Game: 5-14 35.7%
 FT % 1st Half: 4-6 66.7% 2nd half: 11-19 57.9% Game: 15-25 60.0%

Deadball
Rebounds
6

North Texas 75 • 8-4, 1-1 SBC

#	Player	f	Total			3-Ptr			Rebounds			PF	TP	A	TO	Blk	Stl	Min
			FG-FGA	FG-FGA	FT-FTA	FG-FGA	FG-FGA	FT-FTA	Off	Def	Tot							
04	Odufuwa, George	f	3-5	0-0	1-2	4	6	10	4	7	2	2	1	3	27			
24	Hogans, Kedrick	f	3-7	0-0	0-0	3	1	4	4	6	0	0	0	0	16			
03	Dennis, Collin	g	7-14	5-8	2-2	1	1	2	5	21	3	2	0	1	36			
10	White, Josh	g	4-10	2-6	6-6	1	1	2	1	16	1	4	0	0	33			
14	Thompson, Tristan	g	2-8	0-2	2-3	0	1	1	0	6	0	1	0	0	15			
01	Johnson, Dominique		1-7	0-5	4-4	0	1	1	0	6	7	0	0	2	32			
05	McCoy, Adam		1-3	1-3	0-0	0	0	0	0	3	0	1	0	0	4			
21	Stewart, Harold		0-1	0-0	0-0	0	0	0	1	0	0	0	0	1	8			
25	Tramiel, Eric		3-5	0-1	4-4	0	3	3	4	10	0	1	0	0	24			
34	Howerton, Justin		0-0	0-0	0-0	1	1	2	1	0	0	1	0	0	5			
Team						3	1	4										
Totals			24-60	8-25	19-21	13	16	29	20	75	13	12	1	7	200			

FG % 1st Half: 12-30 40.0% 2nd half: 12-30 40.0% Game: 24-60 40.0%
 3FG % 1st Half: 4-12 33.3% 2nd half: 4-13 30.8% Game: 8-25 32.0%
 FT % 1st Half: 12-13 92.3% 2nd half: 7-8 87.5% Game: 19-21 90.5%

Deadball
Rebounds
2

Officials: Duke Edsall, Kipp Kissinger, Patrick Evans
 Technical fouls: UT Arlington-None. North Texas-None.
 Attendance: 3351

Score by periods	1st	2nd	Total
UT Arlington	36	44	80
North Texas	40	35	75

	In	Off	2nd	Fast	Bench
Points	Paint	T/O	Chance	Break	
UTA	38	19	19	2	27
NT	22	13	14	6	19

Last FG - UTA 2nd-00:43, NT 2nd-00:20.
 Largest lead - UTA by 11 2nd-04:07, NT by 8 1st-03:38.

Score tied - 5 times.
 Lead changed - 11 times.

NORTH TEXAS vs. UT ARLINGTON

1-0 OVERALL, 0-0 SUN BELT WEST

2009-10 SEASON STATS TEAM/INDIVIDUAL

RECORD:	OVERALL	HOME	AWAY	NEUTRAL
ALL GAMES	1-0	1-0	0-0	0-0
CONFERENCE	0-0	0-0	0-0	0-0
NON-CONFERENCE	1-0	1-0	0-0	0-0

Player	gp-gs	min	avg	Total		3-Point		F-Throw		Rebounds								pts	avg		
				fg-fga	fg	3fg-fga	3fg	ft-fga	ft	off	def	tot	avg	pf	d	a	to			blk	stl
10 White, Josh	1-1	30	30.0	6-9	.667	5-6	.833	2-3	.667	1	3	4	4.0	2	0	4	2	0	0	19	19.0
23 Thomas, Richard	1-0	24	24.0	3-7	.429	2-5	.400	4-5	.800	0	1	1	1.0	3	0	1	3	0	0	12	12.0
04 Odufuwa, George	1-1	29	29.0	4-10	.400	0-0	.000	4-7	.571	6	18	24	24.0	0	0	1	3	2	1	12	12.0
25 Tramiel, Eric	1-1	29	29.0	3-7	.429	0-1	.000	5-8	.625	4	3	7	7.0	3	0	2	3	0	0	11	11.0
20 Mangrum, Collin	1-0	12	12.0	3-7	.429	1-3	.333	2-2	1.000	0	0	0	0.0	2	0	0	0	0	0	9	9.0
14 Thompson, Tristan	1-1	16	16.0	1-3	.333	0-2	.000	3-4	.750	1	2	3	3.0	1	0	0	1	0	0	5	5.0
30 Holmen, Jacob	1-0	16	16.0	2-5	.400	0-1	.000	0-0	.000	1	1	2	2.0	1	0	2	0	0	0	4	4.0
21 Shorter, Shannon	1-1	21	21.0	0-3	.000	0-2	.000	2-2	1.000	0	2	2	2.0	0	0	2	2	0	0	2	2.0
12 Goff, Nick	1-0	1	1.0	0-0	.000	0-0	.000	2-2	1.000	0	0	0	0.0	0	0	0	1	0	0	2	2.0
42 Spencer, Cameron	1-0	5	5.0	1-2	.500	0-0	.000	0-0	.000	1	0	1	1.0	0	0	1	0	0	0	2	2.0
03 Williams, Alzee	1-0	14	14.0	1-2	.500	0-1	.000	0-0	.000	0	1	1	1.0	1	0	0	0	0	0	2	2.0
15 Knox, Ben	1-0	1	1.0	0-0	.000	0-0	.000	0-0	.000	1	0	1	1.0	0	0	0	0	0	0	0	0.0
33 Hall, Tyler	1-0	1	1.0	0-1	.000	0-0	.000	0-0	.000	0	0	0	0.0	0	0	0	0	0	1	0	0.0
11 Matlock, Antwone	1-0	1	1.0	0-1	.000	0-1	.000	0-0	.000	0	0	0	0.0	1	0	0	0	0	0	0	0.0
Team										2	2	4									
Total.....	1	200		24-57	.421	8-22	.364	24-33	.727	17	33	50	50.0	14	0	13	15	2	2	80	80.0
Opponents.....	1	200		24-67	.358	10-32	.313	4-10	.400	12	21	33	33.0	24	-	10	11	2	8	62	62.0

T	T	T	T	T	OPP	Date	Opponent	core	tt	
SCORING				80	62	11/13/09	CAMERON	w	80-62	1524
Points per game				80.0	62.0					
Scoring margin				+18.0	-					
FIELD GOALS-ATT				24-57	24-67					
Field goal pct				.421	.358					
3 POINT FG-ATT				8-22	10-32					
3-point FG pct				.364	.313					
3-pt FG made per game				8.0	10.0					
FREE THROWS-ATT				24-33	4-10					
Free throw pct				.727	.400					
F-Throws made per game				24.0	4.0					
REBOUNDS				50	33					
Rebounds per game				50.0	33.0					
Rebounding margin				+17.0	-					
ASSISTS				13	10					
Assists per game				13.0	10.0					
TURNOVERS				15	11					
Turnovers per game				15.0	11.0					
Turnover margin				-4.0	-					
Assist/turnover ratio				0.9	0.9					
STEALS				2	8					
Steals per game				2.0	8.0					
BLOCKS				2	2					
Blocks per game				2.0	2.0					
ATTENDANCE				1524	0					
Home games-Avg/Game				1-1524	0-0					
Neutral site-Avg/Game				-	0-0					

core b	Periods	st	nd	Totals
North Texas		44	36	80
Opponents		29	33	62

* - Conference game

NORTH TEXAS vs. UT ARLINGTON

1-0 OVERALL, 0-0 SUN BELT WEST

2009-10 SEASON STATS TEAM GAME-BY-GAME

Opponent	Date	core	W	Total		3-Pointers		Free throws		Rebounds				pf	a	t/o	blk	stl	pts	avg
				fg-fga	pct	3fg-fga	pct	ft-fta	pct	off	def	tot	avg							
CAMERON	11/13/09	80-62	W	24-57	.421	8-22	.364	24-33	.727	17	33	50	50.0	14	13	15	2	2	80	80.0
North Texas		80		24-57	.421	8-22	.364	24-33	.727	17	33	50	50.0	14	13	15	2	2	80	80.0
Opponents		62		24-67	.358	10-32	.313	4-10	.400	12	21	33	33.0	24	10	11	2	8	62	62.0

Games played: 1
 Points/game: 80.0
 FG Pct: 42.1
 3FG Pct: 36.4
 FT Pct: 72.7

Rebounds/game: 50.0
 Assists/game: 13.0
 Turnovers/game: 15.0
 Assist/turnover ratio: 0.9
 Steals/game: 2.0
 Blocks/game: 2.0

NORTH TEXAS vs. UT ARLINGTON

1-O OVERALL, O-O SUN BELT WEST



CAMERON 62 at NORTH TEXAS 80
The Super Pit • Denton, Texas • 11/13/09

North Texas (1-0)		FG-A	3G-A	FT-A	O	D	T	PF	Pts	A	TO	B	S	Min.	
04	Odufuwa, George	f...4...10	0...0	4...7	6	18	24	0	12	1	3	2	1	29	
25	Tramiel, Eric	f...3...7	0...1	5...8	4	3	7	3	11	2	3	0	0	29	
10	White, Josh	g...6...9	5...6	2...3	1	3	4	2	19	4	2	0	0	30	
14	Thompson, Tristan	g...1...3	0...2	3...4	1	2	3	1	5	0	1	0	0	16	
21	Shorter, Shannon	g...0...3	0...2	2...2	0	2	2	0	2	2	2	0	0	21	
03	Williams, Alzee1...2	0...1	0...0	0	1	1	1	2	0	0	0	0	14	
11	Matlock, Antwone0...1	0...1	0...0	0	0	0	0	1	0	0	0	0	1	
12	Goff, Nick0...0	0...0	2...2	0	0	0	0	2	0	1	0	0	1	
15	Knox, Ben0...0	0...0	0...0	1	0	1	0	0	0	0	0	0	1	
20	Mangrum, Collin3...7	1...3	2...2	0	0	0	2	9	0	0	0	0	12	
23	Thomas, Richard3...7	2...5	4...5	0	1	1	3	12	1	3	0	0	24	
30	Holmen, Jacob2...5	0...1	0...0	1	1	2	1	4	2	0	0	0	16	
33	Hall, Tyler0...1	0...0	0...0	0	0	0	0	0	0	0	0	1	1	
42	Spencer, Cameron1...2	0...0	0...0	1	0	1	0	2	1	0	0	0	5	
TEAM	2...2...4.....													
Totals		24	57	8	22	24	33	17	33	50	14	80	13	15	2

Cameron (0-1)		FG-A	3G-A	FT-A	O	D	T	PF	Pts	A	TO	B	S	Min.	
13	GLASGOW, Kallan	f...3...6	0...1	2...4	1	4	5	1	8	4	2	1	0	31	
30	BURKE, Jamaar	f...0...1	0...0	0...0	0	0	0	5	0	0	1	1	1	11	
01	MORGAN, Greg	g...0...4	0...0	0...0	2	0	2	1	0	3	0	0	1	19	
05	EILAND, Dernodo	g...5...16	3...11	0...0	1	1	2	4	13	0	1	0	1	29	
20	WILLIAMS, Jacques	g...6...16	5...12	1...1	1	1	2	4	18	2	3	0	3	29	
02	JEWELL, Paul0...0	0...0	0...0	0	0	0	0	0	0	0	0	0	1	
03	VUKADINOVIC, Nikola0...2	0...2	0...0	0	0	0	1	0	0	1	0	0	7	
12	GEIGER, Bryce0...0	0...0	1...2	0	0	0	0	1	0	1	0	0	1	
22	FARNSWORTH, Nick0...0	0...0	0...0	0	0	0	1	0	0	0	0	0	1	
24	MURRAY, Nathan5...11	0...1	0...0	2	4	6	2	10	0	1	0	0	27	
33	GARNER, Milton2...5	2...5	0...3	1	5	6	1	6	1	1	0	2	29	
40	DAWON, Terry3...6	0...0	0...0	2	2	4	4	6	0	0	0	0	15	
TEAM	2...4...6.....													
Totals		24	67	10	32	4	10	12	21	33	24	10	11	2	8

	1st	2nd	Tot	FG%	3FG%	FT%	FBR	Paint	P-TO	2nd	Bnch
North Texas	44	36	80	42.1	36.4	72.7	8	26	10	12x	31
Cameron	29	33	62	35.8	31.3	40.0	2	20	10	16	23

Officials: David Stevens, Kyle Ingram, Bobby Jacobs

Attendance: 1,524