



NORTH TEXAS BASKETBALL

Stephen Howard, Asst. Director Media Relations
 Office: 940.369.8548 • Cell: 817.793.5199
 stephen.howard@unt.edu • meangreensports.com

2009-10 SCHEDULE

NOVEMBER

13	Cameron	W 80-62
18	at UT Arlington	W 101-99 (2OT)
21	at Oklahoma State	L 82-68
24	Jackson State	W 68-58
28	at Boise State	L 79-73

DECEMBER

2	Univ. of the Southwest	W 91-62
5	at Rice	W 64-62
7	at Texas A&M	L 75-65
13	ULM*	W 79-62
20	Florida International*	L 80-70 (OT)
22	Southeastern Louisiana	W 71-61
28	Texas Southern	W 71-69
31	at UALR*	W 83-78

JANUARY

2	at Arkansas State*	L 71-56
7	at Louisiana-Lafayette*	L 74-72
9	New Orleans*	W 71-57
14	at Troy*	W 75-72
16	Arkansas State*	L 83-70
21	South Alabama*	7 p.m.
28	at Western Kentucky*	7 p.m.
30	at Middle Tennessee*	7 p.m.

FEBRUARY

4	Florida Atlantic*	7 p.m.
6	at Florida International*	1 p.m.
11	at New Orleans*	7 p.m.
13	Denver*	7 p.m.
15	at Houston Baptist	6 p.m.
20	UALR*	3 p.m.
25	Louisiana-Lafayette*	7 p.m.
27	at ULM*	1 p.m.

MARCH

6-9	Sun Belt Tournament%	TBA
-----	----------------------	-----

% Tournament held in Hot Springs, Ark.

* Sun Belt Conference Game

All times Central

'09 SUN BELT FINALIST JAGUARS COMING TO TOWN



vs SOUTH ALABAMA JAGUARS (12-7, 4-3 Sun Belt)

Thursday, Jan. 21, 2010 • 7:00 p.m. CST

The Super Pit (10,500) • Denton, Texas

TV: None

Radio: KNTU (88.1-FM Denton), KWRD (100.7-FM DFW)

Hank Dickenson (PBP); Steven Bartolotta (Analyst)

Webcast & Live Stats: meangreensports.com

Series: USA leads 13-4 • Last: USA won 68-65, Feb. 5, 2009

On Tap

North Texas forward George Odufuwa picked up his fifth double-double of the year with 16 points and 12 rebounds, but it wasn't enough to stop West Division leader Arkansas State on Saturday night. The junior leads the Sun Belt in rebounding with 9.7 per game, and will lead his charges against South Alabama on Thursday at the Super Pit. NT won the last matchup with the Jaguars in Denton, 70-68, in 2008.

Quick Hitters

- Eric Tramiel has made the most of his return from a wrist injury by racking up 11 points at Troy and 12 points against Arkansas State, and combining to shoot 58.8 percent in the two games. The senior missed four games with the injury.

- The last three meetings between South Alabama and North Texas have produced memorable finishes. Those three games were decided by a total of six points, including a 1-point overtime game in 2007 at the Mitchell Center.

SOUTH ALABAMA JAGUARS probable starters

Pos	No	Name	Ht	Wt	Yr	Hometown	Pts / Reb / Other
G	3	Bryan Sherrer	6-0	195	Sr.	Monticello, Ark.	10.9 / 2.0 / 91.4 ft%
G	33	Tim Williams	6-3	200	Jr.	Pontiac, Mich.	14.7 / 7.4 / 1.3 spg
G	5	Allyn Cooks	6-5	205	Sr.	Greenville, Ga.	8.2 / 1.5 / 2.6 apg
F	1	Martino Brock	6-5	187	Fr.	Memphis, Tenn.	11.8 / 6.6 / 1.7 spg
F	32	Javier Carter	6-7	202	Fr.	Dallas	2.8 / 2.9 / 11 blocks

NORTH TEXAS MEAN GREEN probable starters

Pos	No	Name	Ht	Wt	Yr	Pts	Pts / Reb / Other
G	10	Josh White	5-10	175	Jr.	Baton Rouge, La.	14.9 / 2.3 / 4.0 apg
G	21	Shannon Shorter	6-4	200	Jr.	Houston	5.9 / 3.7 / 1.9 apg
G	23	Richard Thomas	6-5	190	Jr.	Rosedale, N.Y.	6.1 / 2.4 / 1.2 apg
F	30	Jacob Holmen	6-8	220	Fr.	Whitehouse, Texas	6.6 / 2.7 / 80.8 ft%
F	4	George Odufuwa	6-8	240	Jr.	Dallas	10.8 / 9.7 / 58.5 fg%

NORTH TEXAS off the bench

Pos	No	Name	Ht	Wt	Yr	Pts	Pts / Reb / Other
G	1	Dominique Johnson	5-10	162	Sr.	Kansas City, Mo.	6.8 / 1.8 / 2.3 apg
G	3	Alzee Williams	6-4	168	Fr.	Dallas	1.2 / 0.7 / 4 steals
G	11	Antwone Matlock	6-1	177	Sr.	Dallas	0 / 0.3 / 6 minutes
G	12	Nick Goff	6-4	180	Fr.	Columbus, Ohio.	1.3 / 0.7 / 1-2 fg
G	14	Tristan Thompson	6-5	190	Jr.	Angleton, Texas	13.4 / 3.2 / 44.2 3fg%
C	15	Ben Knox	6-10	221	Fr.	Arlington, Texas	0.9 / 1.2 / 5-9 fg
G	20	Collin Mangrum	6-4	190	Jr.	Howe, Texas	4.2 / 1.0 / 85.7 ft%
F	25	Eric Tramiel	6-7	230	Sr.	Shreveport, La.	11.2 / 4.5 / 51.9 fg%
F	32	Jamie Egenti	6-8	265	Jr.	Watauga, Texas	-
G	33	Tyler Hall	6-2	175	So.	Pampa, Texas	2.0 / 0 / 1-2 fg
F	42	Cameron Spencer	6-8	264	Jr.	Orange, Texas	1.3 / 2.4 / 52.9 fg%

ATHLETIC MEDIA RELATIONS

Eric Capper - Asst. AD/Media Relations
940-565-2476 • eric.capper@unt.edu

Stephen Howard - Asst. Director (MBB)
940-369-8548 • 817-793-5199 (cell)
stephen.howard@unt.edu

Media Information

Credentials

Working press credentials can be requested by contacting Stephen Howard (940-369-8548). Full-season and single-game passes will be mailed whenever possible. If not, they will be left at the Will Call table located at Gate C in the Super Pit.

Player Interviews

All interviews with North Texas players must be arranged through the Media Relations Office. Please contact Stephen Howard.

Johnny Jones Interviews

All interviews with North Texas head coach Johnny Jones must be arranged through the Media Relations Office. Please contact Stephen Howard.

Post-Game Interviews

The Mean Green locker room is closed after home games. Coach Jones and requested players will be available for interviews in the media room in the Super Pit after a brief cooling off period.

Practice Coverage

North Texas basketball practice is open to the media. Practice times are usually scheduled for 3:30-6 p.m. Players and coaches are available for interviews following each practice, on a prearranged basis through the athletic media relations office.

Quick Facts

Location: Denton, Texas
Founded: 1890
Enrollment: 36,206
Nickname: Mean Green
Colors: Green and White
Home Arena: The Super Pit (10,500)
Affiliation: Division I
Conference: Sun Belt
Head Coach: Johnny Jones (9th Year)
Record at North Texas: 137-119
Overall Record: 152-135
Program All-Time Record: 1,010-1,167-1

Manufacturing Points - North Texas has crashed the boards and made the most of its second chance opportunities lately. Over the last five games, North Texas has grabbed an average of 13.2 offensive rebounds, and has turned them into 13.4 second chance points per game. Not surprisingly, George Odufuwa has been the main culprit with 18 offensive rebounds over that span. The junior ranks second in the SBC with 3.3 offensive boards per game.

Racking Up Double-Doubles - With 16 points and 12 rebounds against Arkansas State, George Odufuwa picked up his fifth double-double of the year, and is just two shy of the most in the Johnny Jones era. Since 2001-02, Only Quincy Williams has racked up more double-doubles in a season than Odufuwa.

Double-Doubles Under Johnny Jones

- 7..... Quincy Williams 07-08
- 6..... Quincy Williams 06-07
- 5..... George Odufuwa 09-10
- 4..... Eric Tramiel 08-09
- 4..... Shawnson Johnson 03-04
- 4..... Chris Davis 02-03

White's The Way - It's no secret that as Josh White goes, so goes the Mean Green. White is one of the SBC's leading scorers at 14.9 points per game and a top 5 assist man at 4.0 per game. NT is 9-1 this year when the junior shoots 40 percent or better, but is 2-6 when he shoots under 40 percent.

Righteous Return - Eric Tramiel has made the most of his return from a wrist injury by racking up 11 points at Troy and 12 points against Arkansas State, and combining to shoot 58.8 percent in the two games. The senior missed four games with the injury. NT was 2-2 with Tramiel sidelined, but is a different defensive team with the Pre-season All-Sun Belt forward.

The Big Man Can Shoot - It might be a little early to call Jacob Holmen one of the best free throw shooting big men in school history, but one thing is for sure - few NT freshman have ever topped him. In school history, only Josh White and Jeremy McFall have ever posted better free throw percentages as a freshman. Holmen has hit 21-of-26 attempts (80.6 percent) far this year.

Best Freshman FT% (min. 20 att.)

- 1. Jeremy McFall 86.5 2001
- 2. Josh White 84.4 2008
- 3. **Jacob Holmen 80.8 2010**
- 4. Leonard Hopkins 79.8 2002
- 5. Tristan Thompson 79.7 2008

INSIDE THE GAME

- South Alabama leads the all-time series with North Texas 13-4, including a 5-3 edge at the Super Pit. The Mean Green won the last game in Denton against the Jaguars, 70-68, on Jan. 31, 2008.

- The last three meetings between South Alabama and North Texas have produced memorable finishes. Those three games were decided by a total of six points, including a 1-point overtime game in 2007. NT took the last tilt in Denton, 70-68, in 2008, but fell last year, 68-65, at the Mitchell Center.

- The Jaguars have won three of the last four Sun Belt regular season championships, and have represented the league in the postseason in three of the last four years. USA played in the NCAA Tournament in 2006 and 2008, and the NIT in 2007. South Alabama fell to Western Kentucky in last season's SBC final, 64-56, in Hot Springs.

- South Alabama is led by Tim Williams, who is averaging team-highs in points (14.7) and rebounds (7.4) per game. Williams ranks 10th in Sun Belt in scoring and fifth in rebounding. Martino Brock and Bryan Sherer are also averaging double figures with 11.8 and 10.9 points per game, respectively.

- The Jaguars defense is one of the best in Sun Belt. USA has held its opponents to 39.5 percent shooting, which leads the league. They also rank second in 3-point field goal defense with a mark of 29.9 percent.

- Last year versus South Alabama: Collin Dennis' game-tying 3-point look at the buzzer drew iron, and the North Texas comeback attempt fell just short at South Alabama, 68-65, on Feb. 5, 2009. NT trailed by as many as 12 to the Jaguars in the first half, and nearly pulled off a tremendous comeback with just over a minute and a half remaining. Domonic Tilford was electric for USA with 22 points, while Eric Tramiel hauled in his third double-double of the season with 14 points and 13 rebounds.

TALE OF THE TAPE

Mean Green	Jaguars
73.8..... PPG.....	69.8
+2.3..... Margin.....	+3.2
44.7..... FG%.....	43.0
33.1..... 3PT%.....	34.9
73.0..... FT%.....	72.2
+0.7..... Rebound Margin.....	-0.1
12.3..... Asst. Avg.....	12.6
14.8..... TO Avg.....	15.1
4.6..... Steals Avg.....	7.3
2.9..... Blocks Avg.....	3.5

SUN BELT CONFERENCE

WEST DIVISION (through 1/20)

Team	Conf.	Overall
Arkansas State	5 1 .833	10 7 .588
Denver	5 3 .625	12 7 .632
North Texas	4 4 .500	11 7 .611
UL-Lafayette	3 3 .500	6 11 .353
ULM	3 5 .375	8 11 .421
New Orleans	2 5 .286	7 11 .389
UALR	1 6 .143	5 13 .278

EAST DIVISION

Team	Conf.	Overall
Western Kentucky	4 2 .667	11 6 .647
South Alabama	4 3 .571	12 7 .632
Troy	4 3 .571	9 9 .500
Middle Tennessee	4 3 .571	9 10 .474
Florida Atlantic	4 3 .571	8 10 .444
Florida Intl.	3 5 .375	6 15 .286

TODAY IN THE SUN BELT

January 21st

UALR at Florida Atlantic	6:00 PM
Arkansas State at FIU	6:00 PM
Middle Tennessee at ULM	7:00 PM
South Alabama at North Texas	7:00 PM
WKU at Troy	7:00 PM
New Orleans at Louisiana-Lafayette	7:05 PM

NORTH TEXAS SBC RANKINGS (AS OF 1/18)

Stat	NT	Rank	Leader
Scoring Off.	73.8	3	Troy (79.3)
Scoring Def.	71.4	8	MTSU (65.0)
Scoring Margin	+2.3	5	Troy (+3.7)
Free Throw Pct.	73.0	2	MTSU (73.2)
FG Pct.	44.7	3	DU (51.2)
FG Pct. Def.	44.5	8	USA (39.5)
3-FG Pct.	33.1	10	DU (39.2)
3-FG Pct. Def.	32.5	3	ASU (27.2)
Rebound Off.	35.4	5	ASU (37.9)
Rebound Def.	34.8	7	DU (29.8)
Reb. Margin	+0.6	5	MTSU (+3.9)
Blocked Shots	2.9	8	FAU (5.0)
Assists	12.3	7	DU (15.3)
Steals	4.6	13	FIU (8.2)
TO Margin	-1.5	10	FAU (+2.1)
A/TO Ratio	0.8	8	DU (1.3)
Off. Rebounds	11.2	9	FAU (13.0)
Def. Rebounds	24.3	6	ASU (26.1)
Def. Rebound %	67.2	6	MTSU (73.2)
Off. Rebound %	32.7	7	ULM (37.4)
3-FG's Made	5.9	7	Troy (7.6)

INDIVIDUAL SBC RANKINGS (AS OF 1/18)

NT Player	Stat	Number	Rank
White	Minutes	35.8	2
	Asst	4.0	5
	3FG%	45.6	6
	PPG	14.9	8
	FT%	80.4	8
	3FGM	2.0	T8
	A/TO	1.2	10
	Blocks	1.1	9
Odufuwa	Rebound	9.7	1
	O-Rebound	3.3	2
	D-Rebound	6.4	2
	FG%	58.0	5
	Blocks	1.1	9
Thompson	FT%	81.2	6
	3FG%	44.2	9
	3FGM	1.9	10

Two-Minute Drill - In the final two minutes of the win over Troy, North Texas hit 8-of-10 free throws to ice the game. One of the SBC's top free-throw shooting squads, NT has been clutch from the charity stripe all year. Seven of the Mean Green's 11 wins have come down to free throws in the final minutes to seal the victory. NT is 48-of-58 (82.8 percent) from the stripe in the final two minutes of those games. Josh White (27-32) and Tristan Thompson (12-15) are shooting a combined 83.0 percent in the final two minutes this year.

Sun Belt Specialist - Tristan Thompson has been simply electric in Sun Belt play this year, leading the conference with an average of 19.4 points per contest. The junior has reached double figures in each of his last 10 games, averaging 18.8 points and 48.3 percent 3-point shooting over that span. Thompson has amassed 799 career points, which means he is only 45 points away from joining Josh White in the top 30 scorers in program history.

Thompson vs. Sun Belt

Year	Pts	FG	FG%	3FG	3FG%
07-08	5.0	26-61	41.0	7-27	25.9
08-09	12.5	66-147	44.9	23-51	45.1
09-10	19.4	43-92	46.7	24-47	51.1
Career	10.8	134-300	44.7	54-125	43.2

Super Scorer - Josh White is climbing the NT career scoring charts, and currently sits in 16th place in school history with 1,033 points. White is expected to challenge the top four scorers in school history by the end of his senior season.

Double-Double Odufuwa - George Odufuwa, who is averaging 10.5 points and a Sun Belt best 9.7 rebounds per game, could become just the 13th player in school history to average a double-double for a full season. The last NT player to average a double-double was Jesse Ratliff in 1993. Ratliff averaged 23.1 points and 10.3 rebounds per game, and still ranks third in career scoring.

Take It To The Bank - A halftime lead has been a sure thing for North Texas this year. The Mean Green is 10-0 so far this season when heading into the break with a lead.

All Alone In Second - Johnny Jones stands alone in second place in North Texas career wins after the 83-78 win over UALR on New Year's Eve. Jones' 135th win passes Hall-of-Famer Bill Blakeley for second in program history. Blakeley, who compiled a 134-85 mark from 1976-83, also coached the Dallas Chaparrals before they became the San Antonio Spurs. Only one other NT coach has coached more games than Jones - Pete Shands (482 games in 22 years).

North Texas Coaching Wins

1. Pete Shands 224 22
3. **Johnny Jones** **137** **9th**
3. Bill Blakeley 134 8

Johnson Injured - North Texas will unfortunately be without the services of Dominique Johnson for the remainder of the year. The senior led the squad with 120 assists in 2008-09, but broke a bone in his ankle in the second half of the Rice game. Johnson had played in just four games this year due to a preseason shoulder injury.

NORTH TEXAS ROSTER

NO	NAME	POS	HT	WT	YR	HOMETOWN (LAST SCHOOL)
1	Dominique Johnson	G	5-10	162	Sr.	Kansas City, MO (Arkansas-Fort Smith)
3	Alzee Williams	G	6-4	168	Fr.	Dallas, TX (Miss. Elite Christian Academy)
4	George Odufuwa	F	6-8	240	Jr.	Dallas, TX (Arizona State)
10	Josh White	G	5-10	175	Jr.	Baton Rouge, LA (Christian Life Academy)
11	Antwone Matlock	G	6-1	177	Sr.	Dallas, Texas (Trinidad State)
12	Nick Goff	G	6-4	180	Fr.	Columbus, Ohio (St Francis DeSales)
14	Tristan Thompson	G	6-5	190	Jr.	Angleton, TX (Brewster Academy)
15	Ben Knox	C	6-10	221	RFr.	Arlington, TX (Grace Prep Academy)
20	Collin Mangrum	G	6-5	190	Jr.	Howe, TX (Howe HS)
21	Shannon Shorter	G	6-4	200	Jr.	Houston, TX (Paris JC)
23	Richard Thomas	G	6-5	190	Jr.	Rosedale, NY (Garden City CC)
24	Kedrick Hogans *	F	6-7	215	Jr.	New Orleans, LA (Karr HS)
25	Eric Tramiel	F	6-7	230	Sr.	Shreveport, LA (Paris JC)
30	Jacob Holmen	F	6-8	220	Fr.	Whitehouse, TX (Whitehouse HS)
32	Jamie Egenti	F	6-8	265	Jr.	Watauga, TX (North Lakes College)
32	Tyler Hall	G	6-2	175	So.	Pampa, TX (Pampa HS)
42	Cameron Spencer	F	6-8	274	Jr.	Orange, TX (Southern Methodist)

* Expected to redshirt the 2009-10 season

Head Coach: Johnny Jones (9th season)
 Assistant Coaches: Shawn Forrest, Bill Foy, Charlie Leonard

PRONUNCIATION GUIDE

- 3 Alzee (Al-Z)
- 4 Odufuwa (OH-doo-foo-WAH)
- 11 Antwone (Ann-Twah-N)
- 25 Tramiel (Truh-Meal)

NORTH TEXAS VS THE NCAA

Category	Rank	Stat
Scoring	91	73.9
Scoring Def	222	70.7
Margin	138	3.3
FG%	107	45.1
FG% Def	204	43.6
3FG	180	6.1
3-FG %	180	33.6
3-FG Def	80	31.7
FT %	70	72.1
Reb. Margin	177	0.9
Assists	236	12.2
A/TO	244	0.81
Blocks	192	3.1
Steals	330	4.3
Turnovers	220	15.0
TO Margin	273	-1.8
Fouls	109	17.6

NT IN TOP 250 INDIVIDUAL STATS

NT Player	Stat	Number	Rank
J. White	PPG	15.3	213
	3FGM	1.9	241
	FT%	80.0	163
	APG	4.3	115
T. Thompson	FT%	77.6	227
G. Odufuwa	RPG	9.6	31
	Blocks	1.2	205

SUN BELT PRESEASON ALL-CONFERENCE TEAMS

First Team

Desmond Yates, Middle Tennessee
 Nate Rohnert, Denver
Eric Tramiel, North Texas
 Brandon Hazzard, Troy
 A.J. Slaughter

Second Team

Chris Gradnigo, Louisiana-Lafayette
Josh White, North Texas
 Richard Delk, Troy
 Sergio Kersch, WKU
 Steffphon Pettigrew, WKU

Third Team

Donald Boone, Arkansas State
 Tony Hooper, Louisiana-Monroe
 Malcolm Thomas, Louisiana-Monroe
 Michael Vogler, Troy
 Jeremy Evans, WKU

SUN BELT PRESEASON COACHES' POLL

East Division

1. Western Kentucky77 (12)
2. Troy62 (1)
3. Middle Tennessee.....53
4. South Alabama40
5. Florida Atlantic.....21
6. Florida International.....20

West Division

1. North Texas.....85 (9)
2. Denver.....73 (1)
3. Louisiana-Lafayette.....56 (1)
4. UALR53 (1)
5. ULM45 (1)
6. Arkansas State36
7. New Orleans.....17

Pressure Pit - The Mean Green has made the Super Pit one of the nation's toughest places to play. NT won a school-record 15 home games in 2007-08, and has won 57 games at the Super Pit over the last five years – the most in any period in school history. As a matter of fact, no other team in the Sun Belt has won more home games since 2006-07 than the Mean Green.

SBC At Home Since 2006-07 (as of 1/17)

Team	Home Wins
North Texas	47
South Alabama	45
Western Kentucky	45

Eighty Or Bust - One of the highest scoring teams in the nation, North Texas is deadly when it reaches 80 points. The Mean Green ranked 31st in the nation with 77.3 points per game last year, and is 69-16 all-time under Johnny Jones when scoring 80 or more.

Best In The West- North Texas was tabbed as the favorite in the Sun Belt West Division in every major preseason publication, as well as the league's coaches in the SBC's annual Preseason Poll. NT was picked alone atop the West Division for the first time since joining the league in 2000. The Mean Green garnered the top spot with a league-high 85 points, and nine first place votes. NT was picked in a tie with UALR for the West's top spot in last year's poll.

Mean Green 20/20/20 - NT finished last season with a 20-12 mark, giving the program back-to-back-to-back 20-win seasons for the first time since 1976-78. NT is one of only three teams in the Sun Belt (South Alabama & Western Kentucky) and three in the state of Texas (Texas & Texas A&M) to win at least 20 games in each of the last three years. The Mean Green had won a total of 20 games in

the four years prior to Johnny Jones' arrival.

Lighting Up The Scoreboard - Johnny Jones and NT play up-tempo basketball, and the results speak for themselves. North Texas has ranked no lower than 34th in the NCAA in scoring in each of the last four seasons. Last year, NT ranked 31st in the country with an average of 77.3 points per game.

Year Points/Gm NCAA Rank

08-09	77.3	31st
07-08	76.9	34th
06-07	77.0	33rd
05-06	76.6	32nd


Air Time - NT is slated to appear on television 17 times in the 2009-10 regular season, including a four-pack of nationally televised games. North Texas will appear on FSN-Southwest in its Big XII showdowns with Oklahoma State and Texas A&M on Nov. 21 and Dec. 7. The Sun Belt Network will air the Mean Green's games against UALR on Feb. 20 and ULM on Feb. 27. Every North Texas home game can be seen locally in Denton on NTTV. The Mean Green will have additional chances for televised games at the SBC Tourney.

Deadly From Downtown - One of the all-time great three-point shooting programs, North Texas has now hit a three-pointer in each game dating back to the 1987-88 season - a span of 620 games.

92nd Season - North Texas is playing its 92nd season of basketball, compiling an all-time record of 1,010-1,167-1. North Texas State Normal College, as the school was known in 1917, played its first basketball game on January 17 in a 25-23 loss at home to SMU. Since then, North Texas has hauled in 16 conference titles (14 regular season and two tournament championships) and three postseason appearances (NCAA in 1988, 2007 and NAIA in 1943).

MEAN GREEN RADIO & TV

Every North Texas game will be carried on the Mean Green Radio Network. NT graduate and 1310 The Ticket (KTCK-AM) personality George Dunham will handle the play-by-play duties, with Deputy Athletic Director Hank Dickenson providing analysis. All MGRN broadcasts can be heard in Denton on 88.1 KNTU-FM, in the DFW area on 100.7 KWRD-FM and in Tyler/Longview on 100.7 KPXI-FM.



Each week you can watch the Mean Green Insider TXA-21, Fox College Sports Central, NTTV and on-demand at MeanGreenSports.com. The 30-minute show will feature North Texas head coach Johnny Jones along with special features on Mean Green players. The Mean Green Insider can be seen on TXA-21 at 6 a.m. on Saturday's, Fox College Sports Central on Fridays at 6 p.m., on NTTV, channel 22 in Denton every Wednesday.

NORTH TEXAS' RECORD WHEN

Overall	11-7
Home.....	7-2
Road	4-5
Neutral.....	0-0
Leading at half.....	10-0
Trailing at half.....	1-7
Tied at half	0-0
Overtime.....	1-1
Last minute lead change	2-1
One or two-point games.....	3-1
Outshoots Opponent	9-1
Outshot by Opponent.....	2-6
More rebounds	3-3
Less Rebounds.....	7-3
More offensive boards.....	2-5
Less offensive boards.....	8-2
More turnovers.....	3-6
Less turnovers.....	5-1
Player(s) foul out.....	6-4
Opponent(s) foul out.....	6-3
Has technical foul.....	1-1
Opponent technical foul.....	2-1

Scores:

59 and under	0-1
60-69	2-2
70-79	5-4
80-89	2-0
90-99	1-0
100+	1-0

Opponent Scores:

59 and under	2-0
60-69	6-0
70-79	2-4
80-89	0-3
90-99	1-0
100+	0-0

Shoots:

Under 35%.....	0-1
35-39%.....	1-1
40-44%.....	4-3
45-49%.....	2-2
50%+.....	4-0

Opponent Shoots:

Under 35%.....	0-0
35-39%.....	5-0
40-44%.....	3-0
45-49%.....	2-2
50%+.....	1-5

Free Throws:

Under 60%.....	0-1
60-69%.....	2-2
70-79%.....	7-3
80+%	2-1

Free Throw Attempts:

Under 20 Attempts.....	0-3
20-29	9-1
30-39	1-3
40-49	0-0
50+	1-0

Field Goal Attempts:

Under 50 FGA.....	3-1
50-59 FGA.....	8-5
60-69 FGA.....	0-1
70+ FGA	0-0

Season Streaks

Longest Win Streak.....	3
Longest Losing Streak	2
Current Streak	L 1
Last 10.....	6-4
Largest Lead.....	29 vs. Univ. of the Southwest
Largest Deficit.....	19 vs. Texas A&M
Largest Deficit Overcome	16 vs. FIU
Largest Unanswered Streak.....
.....	14-0 vs. Univ. of the Southwest
Opp. Largest Unanswered Streak.....	11-0 vs. Texas A&M
.....	11-0 vs. Texas Southern, 11-0 vs. ULL
With Seroka (since 08-09).....	23-10

MEAN GREEN ACCOLADES AND HONORS

North Texas

- Sun Belt Preseason Poll's West Division leader
- Named the Sun Belt West's best preseason squad by ESPN Blue Ribbon, Sporting News, Athlon, Yahoo and Lindy's, among other publications

Eric Tramiel

- Preseason All-Sun Belt Conference First-Team
- Preseason All-Sun Belt team - Sporting News, Athlon, Yahoo, Lindy's (2nd team)
- 2008-09 Third-Team All-Sun Belt

Josh White

- Preseason All-Sun Belt Conference Second-Team
- 2009 Sun Belt All-Tournament team

STARTING LINEUPS & RECORDS

Game	1	2	3	4	5	Result
Cameron	White	Shorter.....	Thompson	Tramiel	Odufuwa.....	W 80-62
UT Arlington.....	White	Shorter.....	Thompson	Tramiel	Odufuwa.....	W 101-99 2OT
Oklahoma State	White	Shorter.....	Thomas	Tramiel	Odufuwa.....	L 82-68
Jackson State	White	Thompson	Thomas	Tramiel	Odufuwa.....	W 68-58
Boise State.....	White	Thompson	Thomas	Tramiel	Odufuwa.....	L 79-73
Univ Southwest	White	Thompson	Thomas	Holmen	Odufuwa.....	W 91-62
Rice	White	Thompson	Thomas	Tramiel	Holmen	W 64-62
Texas A&M.....	White	Thompson	Thomas	Tramiel	Odufuwa.....	L 75-65
ULM	White	Thompson	Thomas	Tramiel	Odufuwa.....	W 79-62
Florida International... ..	White	Thompson	Thomas	Tramiel	Odufuwa.....	L 80-70 OT
Southeastern Louisiana	White	Thompson	Thomas	Tramiel	Odufuwa.....	W 71-61
Texas Southern.....	White	Thompson	Mangrum.....	Tramiel	Odufuwa.....	W 71-69
UALR	White	Thompson	Mangrum.....	Holmen	Odufuwa.....	W 83-78
Arkansas State	White	Thompson	Mangrum.....	Holmen	Odufuwa.....	L 71-56
Louisiana-Lafayette... ..	White	Thompson	Shorter.....	Holmen	Odufuwa.....	L 74-72
New Orleans	White	Shorter.....	Thomas	Holmen	Odufuwa.....	W 71-57
Troy	White	Shorter.....	Thomas	Holmen	Odufuwa.....	W 75-72
Arkansas State	White	Shorter.....	Thomas	Holmen	Odufuwa.....	L 83-70
South Alabama
Western Kentucky
Middle Tennessee.....
Florida Atlantic.....
Florida International.....
New Orleans
Denver.....
Houston Baptist.....
UALR
Louisiana-Lafayette.....
ULM

MEAN GREEN MILESTONE GAMES

Double Figure Points

Josh White	14
George Odufuwa.....	12
Tristan Thompson	11
Eric Tramiel.....	10
Jacob Holmen.....	5
Shannon Shorter	5
Richard Thomas	4
Dominique Johnson	1
Collin Mangrum.....	1

Double-Doubles

George Odufuwa.....	5
Shannon Shorter.....	1

20+ Point Games

Tristan Thompson	5
Josh White	3
George Odufuwa.....	1

30+ Point Games

Josh White	1
------------------	---

Three Or More Blocks

George Odufuwa.....	3
---------------------	---

Five Or More Steals

Double Figure Rebounds

George Odufuwa.....	6
Shannon Shorter	1

Five Or More Assists

Josh White	7
Tristan Thompson	1
Shannon Shorter	1

THE LAST TIME A MEAN GREEN PLAYER ...

Had 30 or more points

35 - Josh White vs. UT Arlington, 11/18/09

Had 15 or more rebounds

24 - George Odufuwa vs. Cameron, 11/13/09

Had 10 or more assists

13 - Terence White vs. Texas A&M Corpus Christi, 2/02/00

Had 5 or more blocks

5 - Jeffrey Simpson vs. UALR, 3/03/06

Had 5 or more steals

5 - Rich Young vs. Rice, 11/18/06

Made 90% or more FGA (min 5 att)

1.000 - Tristan Thompson vs. Sam Houston State (6-6), 12/3/08

Made 80% or more FGA (min 5 att)

.857 - George Odufuwa vs. ASU (6-7), 1/16/10

Made 70% or more FGA (min 5 att)

.714 - Eric Tramiel vs. ASU (5-7), 1/16/10

Made 100% FTA (min 5 att)

1.000 - Shannon Shorter (6-6), 1/16/10

1.000 - Tristan Thompson (7-7), 1/16/10

Made 90% or more FTA (min 5 att)

.909 - Tristan Thompson vs. Troy (10-11), 1/14/10

Made 8 or more 3PT's

8 - Joe Ervin vs. Arkansas, 12/30/98

Had a double-double (pts/rbs)

George Odufuwa vs. ASU (16 pts / 12 reb), 1/16/10

Had consecutive double-doubles (pts/rbs)

George Odufuwa vs. Cameron (11/13/09) & UT Arlington (11/18/09)

Had a double-double (pts/asst)

Terence White vs. Texas A&M-CC (15 pts /13 asst), 12/2/00

Had a triple-double (pts/rbs/asst)

Jesse Ratliff vs. Sam Houston St. (20pts/16reb/10asst), 2/13

Had a perfect shooting night (min 5 fg & ft att)

Tristan Thompson vs. Sam Houston St. (6-6 fg/2-2 3fg/6-6 ft), 12/3/08

THE LAST TIME A MEAN GREEN TEAM ...

Scored 100 or more points

101 - vs. UT Arlington, 11/18/09

Allowed 100 or more points

100 - vs. Oklahoma State, 11/17/08

Scored 50 or fewer points

48 - vs. Princeton, 12/05/98

Held an opponent under 50 points

40 - vs. ULM, 2/20/08

Won an overtime game

101-99 (2OT) - vs. UT Arlington, 11/18/09

Had 50 or more rebounds

50 - vs. Cameron, 11/13/09

Had 20 or more assists

23 - vs. UALR, 12/31/09

Had 10 or more steals

10 - vs. Middle Tennessee, 1/27/08

Had 5 or more blocks

6 - vs. FIU, 11/20/09

Five or more players in double-figures

5 - vs. ULL, 1/7/10

Made 60% or higher FGs

.604 - vs. Middle Tennessee (29-48), 2/14/09

Made 50% or higher 3pt FGs

.533 - vs. ULM (8-15), 12/13/09

Made 90% or higher FTs

.905 - vs. UT Arlington (19-21), 12/29/08

NORTH TEXAS RECORDS WATCH

Career Scoring

10.....1,253	Calvin Watson.....	2004-07
11.....1,207	David Miller.....	1995-98
12.....1,166	Willie Davis.....	1965-68
13.....1,119	Jim Mudd.....	1959-60
14.....1,092	Joe Hamilton.....	1969-70
15.....1,090	Joe Manning.....	1978-79
16.....1,033	Josh White.....	2008-Pr
17.....1,012	Deon Hunter.....	1987-89
18.....1,002	David Vasher.....	1979-82

Career Free Throw Percentage (min. 90 att)

1.....87.08	Garland Bailey.....	1963-64
2.....85.42 (293-343)	Josh White.....	2008-Pr
3.....82.93 (102-123)	Dominique Johnson.....	2009-Pr
4.....82.38	Leonard Hopkins.....	2002-05
5.....81.91	Tom Etchison.....	1994-95
6.....81.62	Joe Hamilton.....	1969-70
7.....81.52	Jon Manning.....	1978-79
8.....79.80 (245-307)	Tristan Thompson.....	2008-Pr
9.....79.31	Donell Hayden.....	1991
10.....79.19	Cedric Carson.....	1991-92
11.....79.17	George King.....	1994-96
12.....78.86	Kendrick Davis.....	2006-07
13.....78.77	Tony Wright.....	1973-75

Career Field Goal Percentage

1.....585	John Horrocks.....	1981-83
2.....581	Terry Bailey.....	1974-76
3.....570	Will Smith.....	2000-04
4.....560 (186-332)	Eric Tramiel.....	2009-Pr
5.....559	Adam Smith.....	1993-95
6.....555	Jeffrey Simpson.....	2004-06
7.....554	Sean Riley.....	1995-97
8.....543	Keith Wooden.....	2006-08
9.....540	Keenan DuBose.....	1985-87
10.....539	Xavier Henton.....	1991-94
11.....532 (91-171)	Kedrick Hogans.....	2008-Pr
12.....531	Michael DeGrate.....	2002-04

Career 3-Point Percentage

1.....431	George King.....	1993-96
2.....413	Chad Elstun.....	1995-97
3.....406	Rich Young.....	2005-07
4.....402 (47-117)	Dominique Johnson.....	2009-Pr
5.....395 (124-314)	Josh White.....	2008-Pr
6.....391 (90-230)	Tristan Thompson.....	2008-Pr
.....391	Calvin Watson.....	2003-07
.....391	Adam McCoy.....	2007-09
9.....377	Collin Dennis.....	2007-09
10.....376	Isaac Hines.....	2004-06
11.....361	Tony Worrell.....	1986-88
12.....360	Kendrick Davis.....	2005-07
13.....355	Ray Schufford.....	1989-91

Career 3-Pointers

6.....136	Leonard Hopkins.....	2001-05
7.....132	Chad Elstun.....	1995-97
8.....124	Josh White.....	2008-Pr
9.....112	Tom Etchison.....	1993-95
10.....106	Kendrick Davis.....	2005-07
11.....105	Ray Schufford.....	1989-91

LAST TIME vs SOUTH ALABAMA

North Texas vs South Alabama
02-05-09 7:05 pm at Mitchell Center, Mobile, Ala.

North Texas 65 • 12-10, 5-6 SBC

##	Player	f	Total		3-Ptr		Rebounds			PF	TP	A	TO	Blk	Stl	Min
			FG-FGA	FT-FTA	FG-FGA	FT-FTA	Off	Def	Tot							
04	Odufuwa, George	f	4-6	6-6	0-0	6-6	3	1	4	2	14	1	0	0	0	15
25	Tramiel, Eric	f	5-15	4-5	0-0	4-5	4	9	13	2	14	3	1	0	1	36
01	Johnson, Dominique	g	2-5	4-4	1-3	4-4	2	2	4	2	9	3	3	0	0	32
10	White, Josh	g	2-8	0-0	0-3	0-0	1	0	1	3	4	0	3	0	0	32
14	Thompson, Tristan	g	3-12	1-2	1-3	1-2	2	1	3	1	8	1	1	0	1	30
03	Dennis, Collin		1-3	0-0	1-2	0-0	1	2	3	4	3	1	0	0	0	12
05	McCoy, Adam		0-4	0-0	0-4	0-0	0	0	0	0	0	0	1	0	0	7
20	Mangrum, Collin		0-2	0-0	0-2	0-0	0	1	1	1	0	0	0	0	0	5
21	Stewart, Harold		0-1	0-0	0-0	0-0	0	1	1	3	0	0	0	0	0	7
24	Hogans, Kedrick		3-4	1-3	0-0	1-3	3	3	6	3	7	0	0	2	0	16
34	Howerton, Justin		3-4	0-0	0-0	0-0	2	0	2	4	6	0	0	0	0	8
Team							0	1	1							
Totals			23-64	16-20	3-17	16-20	18	21	39	25	65	9	9	2	2	200

FG % 1st Half: 13-37 35.1% 2nd half: 10-27 37.0% Game: 23-64 35.9%
 3FG % 1st Half: 1-10 10.0% 2nd half: 2-7 28.6% Game: 3-17 17.6%
 FT % 1st Half: 7-9 77.8% 2nd half: 9-11 81.8% Game: 16-20 80.0%

Deadball
Rebounds
3

South Alabama 68 • 13-10, 6-6 SBC

##	Player	f	Total		3-Ptr		Rebounds			PF	TP	A	TO	Blk	Stl	Min
			FG-FGA	FT-FTA	FG-FGA	FT-FTA	Off	Def	Tot							
01	Coleman, DeAndre'	f	0-1	0-0	0-0	0-0	0	4	4	5	0	2	2	0	0	13
21	Davis, Brandon	f	6-10	3-4	0-0	3-4	2	4	6	4	15	0	2	1	0	19
25	Douglas, Ronald	f	1-4	2-6	0-0	2-6	1	3	4	4	4	0	2	6	0	24
03	Tilford, Domonic	g	6-15	6-6	4-6	6-6	0	2	2	1	22	3	3	0	1	38
31	Garner, C.J.	g	1-2	2-2	0-0	2-2	0	2	2	0	4	2	0	0	0	20
05	Watson, LaShun		6-9	2-6	0-0	2-6	2	4	6	1	14	2	0	1	3	34
10	Sherrer, Bryan		2-3	2-2	0-1	2-2	0	2	2	1	6	2	1	0	0	24
32	Tabet, Charles		0-0	0-0	0-0	0-0	0	0	0	0	0	0	0	0	0	4
33	Tabet, Philip		1-1	1-3	0-0	1-3	3	2	5	4	3	1	0	0	0	25
Team							1	1	2			1				
Totals			23-45	18-29	4-7	18-29	9	24	33	20	68	12	11	8	4	201

FG % 1st Half: 13-25 52.0% 2nd half: 10-20 50.0% Game: 23-45 51.1%
 3FG % 1st Half: 3-3 100.0 2nd half: 1-4 25.0% Game: 4-7 57.1%
 FT % 1st Half: 8-11 72.7% 2nd half: 10-18 55.6% Game: 18-29 62.1%

Deadball
Rebounds
3

Officials: Gary Maxwell, Lee Cassell, Terry Davis
 Technical fouls: North Texas-None. South Alabama-None.
 Attendance: 2660

Score by periods	1st	2nd	Total
North Texas	34	31	65
South Alabama	37	31	68

Points	In Paint	Off T/O	2nd Chance	Fast Break	Bench
NT	32	20	29	4	16
USA	32	12	8	17	23

Last FG - NT 2nd-01:35, USA 2nd-00:11.
 Largest lead - NT by 3 1st-18:57, USA by 12 1st-08:50.

Score tied - 1 time.
 Lead changed - 3 times.

JOHNNY JONES head coach

Age: 48
Alma Mater: Louisiana State ('85)
Record: 137-119 (9th Season)
Overall Record: 152-135 (10th season)
Previous Job: Alabama Asst. Coach (2000-01)
Playing Experience: LSU (1980-84)
Hometown: DeRidder, Louisiana
 DeRidder High School (1976-80)

Jones Coaching Experience

Year	School	Position
2001-Cur.	North Texas	Head Coach
2000-01	Alabama	Asst. Coach
1999-00	Memphis	Interim Head Coach
1997-99	Memphis	Assoc. Head Coach
1994-97	LSU	Assoc. Head Coach
1984-94	LSU	Asst. Coach
1987-88	LSU	Admin. Asst.

Jones Year-by-Year

Year	Overall	Conf.	Finish
2001-02	15-14	8-7	4th-West
2002-03	7-21	2-13	6th-West
2003-04	13-15	8-7	3rd West
2004-05	14-14	6-9	T4th-West
2005-06	14-14	6-9	T4th-West
2006-07	23-11	10-8	3rd West*
2007-08	20-11	10-8	3rd West
2008-09	20-12	11-7	2nd West
2009-10	11-7	4-4	
Totals	137-119	65-72	

* Sun Belt Tournament Champion

North Texas Career Coaching Wins

Coach	Wins	Seasons
Pete Shands	224	22
Johnny Jones	137	9th
Bill Blakeley.....	134	8
Jimmy Gales.....	84	7



- **April 16, 2001** - Jones named 16th head coach in North Texas history, taking over for Vic Trilli who compiled a 20-87 record in four years.
- **Nov. 16, 2001** - Jones won his first game as head coach at North Texas, defeating Southwest Missouri State 79-77 at the Super Pit.
- **March 1, 2002** - Jones and the Mean Green defeated Florida International in the Sun Belt Conference Tournament. The game marked NT's first ever victory in the SBC Tournament and its first in any conference tournament since the 1995-96 season.
- **March 2, 2002** - North Texas ended the season with a 15-14 record to give the Mean Green its first winning season in six years. NT posted the nation's third best one season improvement in winning percentage for 2000-01 to 2001-02.
- **Dec. 7, 2002** - Jones led the Mean Green to a victory over Winthrop at the Brother's Air and Heat Championship game, giving North Texas its first regular-season tournament title in more than 20 years.
- **Dec. 6, 2003** - North Texas picked up its biggest margin of victory in school history in a 109-49 win over Hardin-Simmons.
- **Nov. 9, 2005** - Jones and his staff signed four players on the first day of the early signing period and, includ-

- ing Arizona State transfer Keith Wooden, had the 29th ranked class in the nation for the early signing period according to Hoop Scoop.
- **Nov. 18, 2005** - Jones won his 50th game at North Texas with the victory over Hardin-Simmons in the season opener.
- **Nov. 12, 2006** - In what is being referred to as his signature win, Jones' Mean Green toppled NIT participant Charlotte 90-72 on the road.
- **Dec. 19, 2006** - Jones leads the Mean Green to another program first - its first win over Western Kentucky in eight tries.
- **Feb. 15, 2007** - Jones scores his 80th victory at North Texas, passing John Reid for fourth all-time.
- **March 6, 2007** - Jones gives NT its first-ever Sun Belt Conference title with an 83-75 win over Arkansas State.
- **March 16, 2007** - North Texas plays in its first NCAA Tournament game since 1988, falling to Memphis 73-58 in the opening round.
- **Nov. 11, 2007** - In front of the largest Super Pit crowd since 1980 (6,793), Jones and the Mean Green knocked off Oklahoma State 82-73.
- **Dec. 1, 2007** - Down 21 points at New Mexico State with 14:20 remaining, Jones and the Mean Green engineer

- the biggest comeback in school history. NT beat the Aggies 75-72 in regulation.
- **Feb. 2, 2008** - Jones records his 100th win at North Texas with a 60-57 victory over Florida International. Only Bill Blakeley reached the milestone faster at NT.
- **Feb. 20, 2008** - North Texas records one of the most lopsided road victories in school history in a 72-40 drubbing of Louisiana at Monroe. It is the largest margin of defeat in Fant-Ewing Coliseum history, and the least amount of points by an NT opponent since 1994.
- **March 5, 2008** - A win over Arkansas State in the Sun Belt Conference opening round secures a second straight 20-win season for the Mean Green.
- **Dec. 31, 2008** - Jones coaches the 250th game of his career, which has spanned eight seasons at NT and Memphis. Jones has amassed a 129-121 record.
- **Feb. 26, 2009** - With a win over Arkansas State, North Texas secured its 10th conference win for a third straight season, a feat not seen at NT since 1924-27.
- **Nov. 18, 2009** - Broke the 14-year hold UT Arlington had on North Texas with a 101-99 double OT win. The Mavericks had won the previous five meetings.
- **Dec. 31, 2009** - In the last game of the decade, Jones passes Bill Blakeley for 2nd place in school history in career victories with 135 wins.

1 DOMINIQUE JOHNSON

5-10 • 162 • Sr. • G • 1L • Kansas City, Mo. (Arkansas-Fort Smith)

Expected to miss the remainder of 2009-10 with a broken ankle ... 15 points in 16 minutes in Rice win before leaving with an ankle injury ... Had 9 assists to 4 turnovers ... 2008-09: Finished his first season at NT ranked ninth in school history in assists with 120 ... 120 assists are the most by an NT player since 1999, and ranked 6th in SBC ... 1.69 A/TO ratio ranked 123rd in nation ... Needs just 106 assists to reach NT's career top 10 list ... 83.8 FT% ranked second on the squad and 60th in the nation ... One of four NT players to average double figures (11.0 ppg) ... Posted two 20-point efforts.

CAREER HIGHS

Points: 20, last vs. WKU (3/09/09)
 FG Made: 8, last vs. WKU (3/09/09)
 3-FG Made: 4, last vs. WKU (3/09/09)
 FT Made: 9 vs. Indiana St. (11/23/08)
 Assists: 7, last vs. ULL (2/7/09)
 Rebounds: 6 vs. Arkansas St. (1/10/09)
 Steals: 3, last vs. Denver (1/15/09)
 Blocks: 1, last vs. JSU (11/24/09)
 Minutes: 48 vs. Arkansas St. (1/10/09)



Opponent	Date	gs	min	Total		3-Pointers		Free throws		Rebounds				pf	a	t/o	blk	stl	pts	avg
				fg-fga	pct	3fg-fga	pct	ft-fta	pct	off	def	tot	avg							
at UT Arlington	11/18/09		15	1-5	.200	0-2	.000	1-2	.500	0	1	1	1.0	2	3	1	0	1	3	3.0
at Oklahoma State	11/21/09		19	2-6	.333	0-1	.000	5-6	.833	0	3	3	2.0	1	1	0	0	0	9	6.0
JACKSON STATE	11/24/09		10	0-2	.000	0-1	.000	0-0	.000	0	2	2	2.0	2	2	1	0	0	0	4.0
at Rice	12/05/09		16	5-6	.833	3-4	.750	2-2	1.000	0	1	1	1.8	1	3	1	0	2	15	6.8
Totals		0	60	8-19	.421	3-8	.375	8-10	.800	0	7	7	1.8	6	9	4	1	3	27	6.8

Games played: 4
 Minutes/game: 15.0
 Points/game: 6.8
 FG Pct: 42.1
 3FG Pct: 37.5
 FT Pct: 80.0

Rebounds/game: 1.8
 Assists/game: 2.3
 Turnovers/game: 1.0
 Assist/turnover ratio: 2.3
 Steals/game: 0.8
 Blocks/game: 0.3

CAREER STATS

Season	gp-gs	min/avg	Total		3-Point		F-Throws		Rebounds				Scoring							
			fg-fga	pct	fg-fga	pct	ft-fta	pct	off	def	tot	avg	pf	fo	ast	to	blk	stl	pts	avg
2008-09	32-24	970/30.3	107-252	.425	44-109	.404	93-111	.838	22	77	99	3.1	56	0	120	71	1	35	351	11.0
2009-10	4-0	60/15.0	8-19	.421	3-8	.375	8-10	.800	0	7	7	1.8	6	0	9	4	1	3	27	6.8
TOTAL	36-24	1030/28.6	115-271	.424	47-117	.402	101-121	.835	22	84	106	2.9	62	0	129	75	2	38	378	10.5

3 ALZEE WILLIAMS

6-4 • 168 • Fr. • G • HS • Dallas (Mississippi Elite Christian Academy)

Averaging 8.7 minutes spelling Josh White ... Notched a steal and an assist at ASU ... Has 5 point outings vs UTA and Jackson State, and 4 points in 7 minutes vs SLU ... Tallied an assist and a block at UALR ... 2008-09: Honed his shooting game at Miss. Elite Christian Academy, averaging over 20 ppg ... Dropped a career-high 36 points on Laurinburg Prep ... Was the District 13-4A MVP as a senior at Lincoln High School in Dallas ... Ranked by Texasshoots.com as the No. 117th best player in the class of '08 ... Selected the Dallas Morning News' High School Player of the Week.

CAREER HIGHS

Points: 5, last vs. JSU (11/24/09)
 FG Made: 2 vs. JSU (11/24/09)
 3-FG Made: 1 vs. JSU (11/24/09)
 FT Made: 3 vs. UTA (11/18/09)
 Assists: 1, last vs. ASU (1/2/10)
 Rebounds: 2, last vs. USW (12/2/09)
 Steals: 1, last vs. ASU (1/2/10)
 Blocks: 1, last vs. UALR (12/31/09)
 Minutes: 23 vs. UTA (11/18/09)



Opponent	Date	gs	min	Total		3-Pointers		Free throws		Rebounds				pf	a	t/o	blk	stl	pts	avg
				fg-fga	pct	3fg-fga	pct	ft-fa	pct	off	def	tot	avg							
CAMERON	11/13/09		14	1-2	.500	0-1	.000	0-0	.000	0	1	1	1.0	1	0	0	0	0	2	2.0
at UT Arlington	11/18/09		23	1-2	.500	0-1	.000	3-4	.750	1	1	2	1.5	4	0	1	0	1	5	3.5
at Oklahoma State	11/21/09		3	0-0	.000	0-0	.000	0-0	.000	0	0	0	1.0	1	0	1	0	0	0	2.3
JACKSON STATE	11/24/09		10	2-3	.667	1-2	.500	0-0	.000	0	2	2	1.3	2	0	0	0	0	5	3.0
at Boise State	11/28/09		7	0-2	.000	0-1	.000	0-0	.000	0	0	0	1.0	0	0	0	0	0	0	2.4
UNIVERSITY OF THE SO	12/02/09		16	0-4	.000	0-2	.000	1-2	.500	0	2	2	1.2	1	1	1	1	1	1	2.2
at Rice	12/05/09		12	1-2	.500	0-0	.000	0-0	.000	0	1	1	1.1	0	0	1	0	0	2	2.1
at Texas A&M	12/07/09		3	0-0	.000	0-0	.000	0-0	.000	0	0	0	1.0	0	0	1	0	0	0	1.9
ULM	12/13/09		4	0-4	.000	0-1	.000	0-0	.000	0	0	0	0.9	0	0	0	0	0	0	1.7
FIU	12/20/09		10	0-2	.000	0-2	.000	0-0	.000	0	1	1	0.9	1	0	0	1	0	0	1.5
SOUTHEASTERN	12/22/09		7	1-3	.333	0-2	.000	2-2	1.000	0	0	0	0.8	0	0	1	0	0	4	1.7
TEXAS SOUTHERN	12/28/09		5	0-2	.000	0-1	.000	0-0	.000	0	1	1	0.8	1	0	1	0	1	0	1.6
at UALR	12/31/09		6	0-2	.000	0-2	.000	0-0	.000	0	0	0	0.8	0	1	0	1	0	0	1.5
at Arkansas State	1/2/10		18	0-3	.000	0-2	.000	1-2	.500	0	0	0	0.7	2	1	2	0	1	1	1.4
at Louisiana	01/07/10		4	0-0	.000	0-0	.000	0-0	.000	0	0	0	0.7	1	0	0	0	0	0	1.3
NEW ORLEANS	01/09/10		5	0-1	.000	0-1	.000	1-2	.500	0	1	1	0.7	0	0	0	0	0	1	1.3
at Troy University	1/14/10		3	0-0	.000	0-0	.000	0-0	.000	0	0	0	0.6	0	0	0	0	0	0	1.2
ARKANSAS STATE	01/16/10		7	0-2	.000	0-1	.000	1-2	.500	1	0	1	0.7	0	0	1	0	0	1	1.2
Totals		0	157	6-34	.176	1-19	.053	9-14	.643	2	10	12	0.7	14	3	10	3	4	22	1.2

Games played: 18
 Minutes/game: 8.7
 Points/game: 1.2
 FG Pct: 17.6
 3FG Pct: 5.3
 FT Pct: 64.3

Rebounds/game: 0.7
 Assists/game: 0.2
 Turnovers/game: 0.6
 Assist/turnover ratio: 0.3
 Steals/game: 0.2
 Blocks/game: 0.2

4 GEORGE ODUFUWA

6-8 • 240 • Jr. • F • 1L • Dallas, Texas (Arizona State)

Leads the Sun Belt in rebounding by more than 1 board per game ... Has at least 9 rebounds in each of the last 5 games ... Career-high 20 points on 8-of-9 shooting at UALR ... 7th career double double vs ASU ... 1 board shy of a double-double at No. 16 Texas A&M and at ASU ... Had 3 double-doubles in the first four games of the year ... Hauled in 24 rebounds vs Cameron, making him the 9th player in the NCAA since 2005-06 to grab 24 boards or more ... Career-high 16 points vs UTA ... 2008-09: 18 boards vs. Troy are most by an SBC player in 2008-09 ... ESPN The Magazine Academic All-District First Team.

CAREER HIGHS

Points: 20 vs. UALR (12/31/09)
 FG Made: 8 vs. UALR (12/31/09)
 3-FG Made: -
 FT Made: 8 vs. UTA (11/18/09)
 Assists: 4, last vs. ASU (1/16/10)
 Rebounds: 24 vs. Cameron (11/13/09)
 Steals: 3, last vs. UTA (11/18/09)
 Blocks: 4, last vs. FIU (12/20/09)
 Minutes: 44 vs. UTA (11/18/09)



Opponent	Date	gs	min	Total		3-Pointers		Free throws		Rebounds				pf	a	t/o	blk	stl	pts	avg	
				fg-fga	pct	3fg-fga	pct	ft-fga	pct	off	def	tot	avg								
CAMERON	11/13/09	*	29	4-10	.400	0-0	.000	4-7	.571	6	18	24	24.0	0	1	3	2	1	12	12.0	
at UT Arlington	11/18/09	*	44	4-4	1.000	0-0	.000	8-10	.800	1	10	11	17.5	3	1	4	3	3	16	14.0	
at Oklahoma State	11/21/09	*	34	4-7	.571	0-0	.000	3-4	.750	1	6	7	14.0	1	1	2	1	0	11	13.0	
JACKSON STATE	11/24/09	*	36	4-8	.500	0-0	.000	3-7	.429	4	7	11	13.3	2	0	1	2	2	11	12.5	
at Boise State	11/28/09	*	17	2-4	.500	0-0	.000	1-2	.500	2	2	4	11.4	3	3	3	0	0	5	11.0	
UNIVERSITY OF THE SO	12/02/09	*	18	1-5	.200	0-0	.000	2-2	1.000	3	6	9	11.0	3	0	4	0	0	4	9.8	
at Rice	12/05/09	*	28	1-2	.500	0-0	.000	2-5	.400	2	8	10	10.9	3	0	2	0	0	4	9.0	
at Texas A&M	12/07/09	*	31	5-8	.625	0-0	.000	2-4	.500	5	4	9	10.6	3	1	3	0	1	12	9.4	
ULM	12/13/09	*	33	4-7	.571	0-0	.000	5-9	.556	5	4	9	10.4	2	3	3	3	0	13	9.8	
FIU	12/20/09	*	32	6-7	.857	0-0	.000	0-2	.000	4	4	8	10.2	4	0	2	4	1	12	10.0	
SOUTHEASTERN	12/22/09	*	36	5-11	.455	0-0	.000	2-2	1.000	3	4	7	9.9	3	3	0	2	2	12	10.2	
TEXAS SOUTHERN	12/28/09	*	36	1-2	.500	0-0	.000	4-4	1.000	3	4	7	9.7	5	0	3	0	0	6	9.8	
at UALR	12/31/09	*	31	8-9	.889	0-0	.000	4-7	.571	2	6	8	9.5	4	3	2	0	1	20	10.6	
at Arkansas State	1/2/10	*	31	3-6	.500	0-0	.000	4-4	1.000	6	3	9	9.5	3	2	4	1	0	10	10.6	
at Louisiana	01/07/10	*	37	5-9	.556	0-0	.000	5-7	.714	4	8	12	9.7	3	0	2	1	0	15	10.9	
NEW ORLEANS	01/09/10	*	18	4-7	.571	0-0	.000	1-4	.250	3	6	9	9.6	4	1	2	0	1	9	10.8	
at Troy University	1/14/10	*	25	2-5	.400	0-0	.000	3-4	.750	3	6	9	9.6	2	3	0	0	0	7	10.5	
ARKANSAS STATE	01/16/10	*	33	6-7	.857	0-0	.000	4-4	1.000	2	10	12	9.7	5	4	4	0	2	16	10.8	
Totals			17	549	69-118	.585	0-0	.000	57-88	.648	59	116	175	9.7	53	26	44	19	14	195	10.8

Games played: 18
 Minutes/game: 30.5
 Points/game: 10.8
 FG Pct: 58.5
 FT Pct: 64.8

Rebounds/game: 9.7
 Assists/game: 1.4
 Turnovers/game: 2.4
 Assist/turnover ratio: 0.6
 Steals/game: 0.8
 Blocks/game: 1.1

CAREER STATS

Season	gp-gs	min/avg	Total		3-Point		F-Throws		Rebounds				Scoring							
			fg-fga	pct	fg-fga	pct	ft-fga	pct	off	def	tot	avg	pf	fo	ast	to	blk	stl	pts	avg
2008-09	32-26	691/21.6	72-160	.450	0-0	.000	52-79	.658	67	143	210	6.6	101	4	31	51	21	29	196	6.1
2009-10	18-17	549/30.5	69-118	.585	0-0	.000	57-88	.648	59	116	175	9.7	53	2	26	44	19	14	195	10.8
TOTAL	50-43	1240/24.8	141-278	.507	0-0	.000	109-167	.653	126	259	385	7.7	154	6	57	95	40	43	391	7.8

10 JOSH WHITE

5-10 • 175 • Jr. • G • 2L • Baton Rouge, La. (Christian Life Academy)

Ranks 16th in NT history with 1,033 points ... Ranks 2nd in the Sun Belt in minutes per game at 35.9 ... 85.42 career FT% ranks second in NT history ... 4.0 assists ranks 4th in the Sun Belt ... Has 124 career 3-pointers ... 18th player in NT history to reach 1,000 point mark ... Still averaging 19.0 ppg against Big XII opponents ... Has 52 career double-digit scoring games ... Posted a career-high 35 points at UTA, making him the 23rd player in NT history to reach 35 points ... Preseason Second Team All-Sun Belt ... 2008-09: Finished second in the nation with a 90.6 (96-of-106) FT% ... Earned All-Sun Belt Tournament honors.

CAREER HIGHS

Points: 35 vs. UTA (11/18/09)
 FG Made: 9, last vs. USW (12/2/09)
 3-FG Made: 6 vs Texas (12/5/07)
 FT Made: 15 vs. UTA (11/18/09)
 Assists: 7, last vs. UALR (12/31/09)
 Rebounds: 8 vs Okla. State (11/17/08)
 Steals: 3 vs Okla. State (11/14/07)
 Blocks: -
 Minutes: 46, last vs. UTA (11/18/09)



Opponent	Date	gs	min	Total		3-Pointers		Free throws		Rebounds				pf	a	t/o	blk	stl	pts	avg	
				fg-fga	pct	3fg-fga	pct	ft-fta	pct	off	def	tot	avg								
CAMERON	11/13/09	*	30	6-9	.667	5-6	.833	2-3	.667	1	3	4	4.0	2	4	2	0	0	19	19.0	
at UT Arlington	11/18/09	*	46	9-14	.643	2-4	.500	15-18	.833	2	5	7	5.5	1	4	7	0	0	35	27.0	
at Oklahoma State	11/21/09	*	35	1-6	.167	0-3	.000	2-2	1.000	0	1	1	4.0	1	5	4	0	0	4	19.3	
JACKSON STATE	11/24/09	*	32	0-5	.000	0-2	.000	4-4	1.000	1	3	4	4.0	0	4	4	0	1	4	15.5	
at Boise State	11/28/09	*	34	9-16	.563	3-7	.429	2-2	1.000	0	3	3	3.8	2	6	3	0	0	23	17.0	
UNIVERSITY OF THE SO	12/02/09	*	32	9-11	.818	2-4	.500	1-1	1.000	0	2	2	3.5	2	5	1	0	1	21	17.7	
at Rice	12/05/09	*	38	2-5	.400	1-1	1.000	9-9	1.000	0	2	2	3.3	1	4	3	0	0	14	17.1	
at Texas A&M	12/07/09	*	38	5-13	.385	1-4	.250	4-6	.667	2	0	2	3.1	1	5	3	0	0	15	16.9	
ULM	12/13/09	*	37	4-6	.667	4-5	.800	3-4	.750	1	1	2	3.0	2	5	3	0	0	15	16.7	
FIU	12/20/09	*	40	3-10	.300	2-6	.333	5-10	.500	0	1	1	2.8	1	3	2	0	0	13	16.3	
SOUTHEASTERN	12/22/09	*	33	3-5	.600	1-3	.333	6-6	1.000	0	1	1	2.6	1	1	3	0	1	13	16.0	
TEXAS SOUTHERN	12/28/09	*	37	5-9	.556	2-4	.500	0-1	.000	0	0	0	2.4	0	2	2	0	1	12	15.7	
at UALR	12/31/09	*	36	3-10	.300	2-6	.333	5-6	.833	0	1	1	2.3	1	7	4	0	0	13	15.5	
at Arkansas State	1/2/10	*	39	3-12	.250	1-3	.333	2-3	.667	2	2	4	2.4	3	5	2	0	0	9	15.0	
at Louisiana	01/07/10	*	39	4-11	.364	3-4	.750	3-4	.750	2	1	3	2.5	4	4	6	0	0	14	14.9	
NEW ORLEANS	01/09/10	*	35	5-12	.417	2-5	.400	9-11	.818	0	0	0	2.3	1	4	1	0	1	21	15.3	
at Troy University	1/14/10	*	32	6-11	.545	4-8	.500	2-2	1.000	1	2	3	2.4	1	2	6	0	1	18	15.5	
ARKANSAS STATE	01/16/10	*	33	2-7	.286	1-4	.250	0-0	.000	0	2	2	2.3	0	2	2	0	1	5	14.9	
Totals			18	646	79-172	.459	36-79	.456	74-92	.804	12	30	42	2.3	24	72	58	0	7	268	14.9

Games played: 18
 Minutes/game: 35.9
 Points/game: 14.9
 FG Pct: 45.9
 3FG Pct: 45.6
 FT Pct: 80.4

Rebounds/game: 2.3
 Assists/game: 4.0
 Turnovers/game: 3.2
 Assist/turnover ratio: 1.2
 Steals/game: 0.4

CAREER STATS

Season	gp-gs	min/avg	Total		3-Point		F-Throws		Rebounds				Scoring							
			fg-fga	pct	fg-fga	pct	ft-fta	pct	off	def	tot	avg	pf	fo	ast	to	blk	stl	pts	avg
2007-08	29-28	925/31.9	116-254	.457	49-107	.458	123-145	.848	16	57	73	2.5	42	0	44	62	0	14	404	13.9
2008-09	32-30	1075/33.6	113-289	.391	39-128	.305	96-106	.906	15	77	92	2.9	38	0	82	53	0	16	361	11.3
2009-10	18-18	646/35.9	79-172	.459	36-79	.456	74-92	.804	12	30	42	2.3	24	0	72	58	0	7	268	14.9
TOTAL	79-76	2646/33.5	308-715	.431	124-314	.395	293-343	.854	43	164	207	2.6	104	0	198	173	0	37	1033	13.1


11 ANTWONE MATLOCK

6-1 • 177 • Sr. • G • 1L • Dallas, Texas (Trinidad State)

Has seen time against New Orleans, Cameron and the University of the Southwest ... 2008-09: Saw first action in a Mean Green uniform versus Cameron, landing a layup on 1-of-2 shooting ... Grabbed season-high seven minutes vs. Louisiana-Lafayette, pulling down 2 rebounds ... Also saw time against Sun Belt foes Florida Atlantic, ULM, Denver, and Western Kentucky (Sun Belt Tournament semifinal).

CAREER HIGHS

Points: 2 vs. Cameron (11/14/08)
 FG Made: 1 vs. Cameron (11/14/08)
 3-FG Made: -
 FT Made: -
 Assists: -
 Rebounds: 2 vs. ULL (2/7/09)
 Steals: -
 Blocks: -
 Minutes: 7 vs. ULL (2/7/09)



Opponent	Date	gs	min	Total		3-Pointers		Free throws		Rebounds				pf	a	t/o	blk	stl	pts	avg	
				fg-fga	pct	3fg-fga	pct	ft-fta	pct	off	def	tot	avg								
CAMERON	11/13/09		1	0-1	.000	0-1	.000	0-0	.000	0	0	0	0.0	1	0	0	0	0	0	0.0	
UNIVERSITY OF THE SO	12/02/09		4	0-2	.000	0-2	.000	0-0	.000	0	1	1	0.5	0	0	0	0	0	0	0.0	
NEW ORLEANS	01/09/10		1	0-0	.000	0-0	.000	0-0	.000	0	0	0	0.3	1	0	0	0	0	0	0.0	
Totals			0	6	0-3	.000	0-3	.000	0-0	.000	0	1	1	0.3	2	0	0	0	0	0	0.0

Games played: 3
 Minutes/game: 2.0
 FG Pct: 0.0
 3FG Pct: 0.0

Rebounds/game: 0.3

CAREER STATS

Season	gp-gs	min/avg	Total		3-Point		F-Throws		Rebounds				Scoring							
			fg-fga	pct	fg-fga	pct	ft-fta	pct	off	def	tot	avg	pf	fo	ast	to	blk	stl	pts	avg
2008-09	6-0	12/2.0	1-7	.143	0-5	.000	0-0	.000	0	2	2	0.3	3	0	0	2	0	0	2	0.3
2009-10	3-0	6/2.0	0-3	.000	0-3	.000	0-0	.000	0	1	1	0.3	2	0	0	0	0	0	0	0.0
TOTAL	9-0	18/2.0	1-10	.100	0-8	.000	0-0	.000	0	3	3	0.3	5	0	0	2	0	0	2	0.2


12 NICK GOFF

6-4 • 180 • Fr. • G • HS • Columbus, Ohio (St. Francis DeSales)

Saw 3 minutes vs. USW and hit a layup ... Hit a pair of free throws in his first action at NT vs Cameron ... Also saw time vs UNO ... 2008-09: Was a standout at St. Francis DeSales in Columbus, Ohio, earning All-Central District Division II Third-Team honors ... Scored 13.7 ppg in leading St. Francis to the state semifinal game, where they fell to national powerhouse St. Vincent-St. Mary ... Had the Stallions ranked No. 8 in Ohio heading into the state tourney ... As a junior, Goff was an honorable mention honoree to the All-Central District Division II.

CAREER HIGHS

Points: 2, last vs. USW (12/2/09)
 FG Made: 1 vs. USW (12/2/09)
 3-FG Made: -
 FT Made: 2 vs. Cameron (11/13/09)
 Assists: 1 vs. USW (12/2/09)
 Rebounds: 2 vs. USW (12/2/09)
 Steals: -
 Blocks: -
 Minutes: 3 vs. USW (12/2/09)



Opponent	Date	gs	min	Total		3-Pointers		Free throws		Rebounds				pf	a	t/o	blk	stl	pts	avg
				fg-fga	pct	3fg-fga	pct	ft-flt	pct	off	def	tot	avg							
CAMERON	11/13/09		1	0-0	.000	0-0	.000	2-2	1.000	0	0	0	0.0	0	0	1	0	0	2	2.0
UNIVERSITY OF THE SO	12/02/09		3	1-2	.500	0-0	.000	0-0	.000	1	1	2	1.0	0	1	0	0	0	2	2.0
NEW ORLEANS	01/09/10		1	0-0	.000	0-0	.000	0-0	.000	0	0	0	0.7	0	0	0	0	0	0	1.3
Totals			0	5	1-2	.500	0-0	.000	2-2	1.000	1	1	2	0.7	0	1	1	0	4	1.3

Games played: 3
 Minutes/game: 1.7
 Points/game: 1.3
 FG Pct: 50.0
 FT Pct: 100.0

Rebounds/game: 0.7
 Assists/game: 0.3
 Turnovers/game: 0.3
 Assist/turnover ratio: 1.0


14 TRISTAN THOMPSON

6-5 • 190 • Jr. • G • 2L • Angleton, Texas (Brewster Academy)

Averaging 14.6 points per game in Sun Belt contests over last 2 years ... Has reached double figures in each of the last 10 games, averaging 18.8 points on 47.4% shooting and 48.3% from 3-point ... Has scored 20-points or more in 5 of the last 10 outings ... Reached double figures for first time in '09-10 against USW with 11 points ... 2008-09: NT's 2nd highest scoring threat with 11.4 ppg ... Had five 20-point games in 08-09, including career scoring efforts in three of four games in December ... Recorded first perfect night in NT history vs Sam Houston - 6-6 FG, 2-2 3-point, 6-6 FT.

CAREER HIGHS

Points: 27, last vs. FIU (12/20/09)
 FG Made: 11 vs. UL (12/18/08)
 3-FG Made: 6, last vs. UALR (12/31/09)
 FT Made: 13 vs. UL (2/7/09)
 Assists: 5 vs. TSU (12/28/09)
 Rebounds: 8, last vs NMSU (12/1/07)
 Steals: 3, last vs Troy (1/14/10)
 Blocks: 1, last vs. Houston (11/29/08)
 Minutes: 41 vs. Arkansas St. (1/10/09)



Opponent	Date	gs	min	Total		3-Pointers		Free throws		Rebounds				Other							
				fg-fga	pct	3fg-fga	pct	ft-fta	pct	off	def	tot	avg	pf	a	t/o	blk	stl	pts	avg	
CAMERON	11/13/09	*	16	1-3	.333	0-2	.000	3-4	.750	1	2	3	3.0	1	0	1	0	0	5	5.0	
at UT Arlington	11/18/09	*	25	1-5	.200	0-0	.000	7-9	.778	1	3	4	3.5	4	3	3	0	0	9	7.0	
at Oklahoma State	11/21/09		15	2-6	.333	1-2	.500	0-0	.000	3	2	5	4.0	2	1	2	0	0	5	6.3	
JACKSON STATE	11/24/09	*	21	1-7	.143	0-1	.000	3-4	.750	0	2	2	3.5	1	3	2	0	0	5	6.0	
at Boise State	11/28/09	*	24	2-7	.286	2-4	.500	1-2	.500	0	4	4	3.6	1	1	1	0	0	7	6.2	
UNIVERSITY OF THE SO	12/02/09	*	23	4-8	.500	3-5	.600	0-1	.000	0	4	4	3.7	0	1	0	0	2	11	7.0	
at Rice	12/05/09	*	18	0-4	.000	0-3	.000	2-2	1.000	0	0	0	3.1	2	0	0	0	0	2	6.3	
at Texas A&M	12/07/09	*	26	3-8	.375	0-2	.000	3-3	1.000	1	2	3	3.1	0	2	2	0	1	9	6.6	
ULM	12/13/09	*	32	7-8	.875	4-4	1.000	2-2	1.000	0	3	3	3.1	2	1	3	0	1	20	8.1	
FIU	12/20/09	*	37	8-19	.421	6-11	.545	5-6	.833	1	3	4	3.2	4	2	2	0	0	27	10.0	
SOUTHEASTERN	12/22/09	*	31	5-10	.500	2-5	.400	0-2	.000	0	2	2	3.1	3	0	2	0	1	12	10.2	
TEXAS SOUTHERN	12/28/09	*	37	7-14	.500	2-6	.333	5-6	.833	0	4	4	3.2	3	5	1	0	0	21	11.1	
at UALR	12/31/09	*	34	9-13	.692	6-9	.667	2-3	.667	2	2	4	3.2	2	2	3	0	0	26	12.2	
at Arkansas State	1/2/10	*	35	5-14	.357	1-5	.200	7-8	.875	3	2	5	3.4	0	2	3	0	1	18	12.6	
at Louisiana	01/07/10	*	35	1-4	.250	0-1	.000	9-11	.818	0	2	2	3.3	3	0	5	0	0	11	12.5	
NEW ORLEANS	01/09/10		23	6-9	.667	3-5	.600	3-4	.750	1	2	3	3.3	1	2	0	0	0	18	12.9	
at Troy University	1/14/10		32	4-12	.333	3-7	.429	10-11	.909	1	3	4	3.3	1	1	0	0	3	21	13.4	
ARKANSAS STATE	01/16/10		35	3-13	.231	1-5	.200	7-7	1.000	1	0	1	3.2	2	3	1	0	1	14	13.4	
Totals			14	499	69-164	.421	34-77	.442	69-85	.812	15	42	57	3.2	32	29	31	0	10	241	13.4

Games played: 18
 Minutes/game: 27.7
 Points/game: 13.4
 FG Pct: 42.1
 3FG Pct: 44.2
 FT Pct: 81.2

Rebounds/game: 3.2
 Assists/game: 1.6
 Turnovers/game: 1.7
 Assist/turnover ratio: 0.9
 Steals/game: 0.6

CAREER STATS

Season	gp-gs	min/avg	Total		3-Point		F-Throws		Rebounds				Scoring							
			fg-fga	pct	fg-fga	pct	ft-fta	pct	off	def	tot	avg	pf	fo	ast	to	blk	stl	pts	avg
2007-08	30-12	494/16.5	56-133	.421	22-62	.355	59-74	.797	19	49	68	2.3	39	0	21	37	1	14	193	6.4
2008-09	32-27	718/22.4	107-248	.431	34-91	.374	117-148	.791	22	52	74	2.3	59	1	34	41	1	11	365	11.4
2009-10	18-14	499/27.7	69-164	.421	34-77	.442	69-85	.812	15	42	57	3.2	32	0	29	31	0	10	241	13.4
TOTAL	80-53	1711/21.4	232-545	.426	90-230	.391	245-307	.798	56	143	199	2.5	130	1	84	109	2	35	799	10.0

15 BEN KNOX

6-10 • 221 • Fr. • C • RS • Arlington, Texas (Grace Prep Academy)

Posted career-high 3 boards in Troy win ... Now has 2 career blocks and 2 steals in 16 minutes against Arkansas State ... Recorded first career block at No. 16 Texas A&M ... Posted 4 points on 2-2 shooting at Boise State ... Saw first action at NT and grabbed 1 rebound vs Cameron ... 2008-09: Took a redshirt ... Was a TAPPS Second-Team All-State selection as a senior ... Guided Grace Prep to the TAPPS state title game in each of the last two seasons ... Ranked as the No. 62 recruit in the state by TexasHoops.com ... Listed as No. 354 among the top 1,000 players in the country by HoopScoopOnline.com.

CAREER HIGHS

Points: 4 vs. Boise St. (11/28/09)
 FG Made: 2 vs. Boise St. (11/28/09)
 3-FG Made: -
 FT Made: -
 Assists: 1 vs. ULL (1/7/10)
 Rebounds: 3 vs. Troy (1/14/10)
 Steals: 1, last vs. ASU (1/16/10)
 Blocks: 1, last vs. ASU (1/16/10)
 Minutes: 14 vs. UNO (1/9/10)



Opponent	Date	gs	min	Total		3-Pointers		Free throws		Rebounds				pf	a	t/o	blk	stl	pts	avg	
				fg-fga	pct	3fg-fga	pct	ft-fta	pct	off	def	tot	avg								
CAMERON	11/13/09		1	0-0	.000	0-0	.000	0-0	.000	1	0	1	1.0	0	0	0	0	0	0	0.0	
at Boise State	11/28/09		4	2-2	1.000	0-0	.000	0-0	.000	1	0	1	1.0	0	1	1	0	0	4	2.0	
UNIVERSITY OF THE SO	12/02/09		10	0-0	.000	0-0	.000	0-0	.000	1	0	1	1.0	1	0	1	0	0	0	1.3	
at Texas A&M	12/07/09		3	0-0	.000	0-0	.000	0-0	.000	0	0	0	0.8	1	0	0	1	0	0	1.0	
ULM	12/13/09		1	0-0	.000	0-0	.000	0-2	.000	0	1	1	0.8	0	0	0	0	0	0	0.8	
FIU	12/20/09		0	0-0	.000	0-0	.000	0-0	.000	0	0	0	0.7	0	0	0	0	0	0	0.7	
at Arkansas State	1/2/10		9	1-3	.333	0-0	.000	0-0	.000	2	1	3	1.0	1	0	0	1	1	2	0.9	
at Louisiana	01/07/10		7	0-0	.000	0-0	.000	0-0	.000	1	0	1	1.0	3	1	1	0	0	0	0.8	
NEW ORLEANS	01/09/10		14	0-1	.000	0-0	.000	0-0	.000	0	2	2	1.1	0	0	0	0	0	0	0.7	
at Troy University	1/14/10		3	1-2	.500	0-0	.000	0-0	.000	2	1	3	1.3	0	0	0	0	0	2	0.8	
ARKANSAS STATE	01/16/10		7	1-1	1.000	0-0	.000	0-0	.000	0	0	0	1.2	0	0	0	1	1	2	0.9	
Totals			0	59	5-9	.556	0-0	.000	0-2	.000	8	5	13	1.2	6	2	3	3	2	10	0.9

Games played: 11
 Minutes/game: 5.4
 Points/game: 0.9
 FG Pct: 55.6
 FT Pct: 0.0

Rebounds/game: 1.2
 Assists/game: 0.2
 Turnovers/game: 0.3
 Assist/turnover ratio: 0.7
 Steals/game: 0.2
 Blocks/game: 0.3

20 COLLIN MANGRUM

6-4 • 190 • Jr. • G • 2L • Howe, Texas (Howe HS)

Currently hampered by foot injury ... Has started 3 games this year - giving him 4 career starts ... Career-high 2 assists at UALR ... Shooting 22-55 (40.0 percent) from the floor after entering '09-10 with 28.8 career shooting percentage (19-66) ... Posted 9 points in a career-high 27 minutes vs Texas Southern ... 12 points at Rice was second career double-digit game ... Went 2-2 for 5 points at Oklahoma State ... 2008-09: Exploded for career highs in points, field goals and 3-pointers in breakout game vs MTSU ... Missed all of 2007-08 and the final nine games of the 08-09 season after exacerbating chronic injuries.

CAREER HIGHS

Points: 19 vs. MTSU (12/31/08)
 FG Made: 7 vs. MTSU (12/31/08)
 3-FG Made: 5 vs. MTSU (12/31/08)
 FT Made: 4, last vs Jarvis (12/22/06)
 Assists: 2 vs. UALR (12/31/09)
 Rebounds: 4, last vs. ULL (2/7/09)
 Steals: 2, last vs. JSU (11/24/09)
 Blocks: 1, last vs. Rice (12/5/09)
 Minutes: 27 vs. TSU (12/28/09)



Opponent	Date	gs	min	Total		3-Pointers		Free throws		Rebounds				pf	a	t/o	blk	stl	pts	avg	
				fg-fga	pct	3fg-fga	pct	ft-fga	pct	off	def	tot	avg								
CAMERON	11/13/09		12	3-7	.429	1-3	.333	2-2	1.000	0	0	0	0.0	2	0	0	0	0	9	9.0	
at Oklahoma State	11/21/09		10	2-2	1.000	1-1	1.000	0-0	.000	0	1	1	0.5	1	0	1	0	0	5	7.0	
JACKSON STATE	11/24/09		15	3-6	.500	1-4	.250	0-0	.000	0	0	0	0.3	4	0	1	1	2	7	7.0	
at Boise State	11/28/09		16	2-3	.667	0-0	.000	0-1	.000	0	0	0	0.3	2	0	0	0	0	4	6.3	
UNIVERSITY OF THE SO	12/02/09		15	2-3	.667	1-2	.500	2-2	1.000	0	1	1	0.4	4	1	0	1	1	7	6.4	
at Rice	12/05/09		23	4-8	.500	1-4	.250	3-4	.750	0	3	3	0.8	2	0	1	1	1	12	7.3	
ULM	12/13/09		11	0-3	.000	0-2	.000	0-0	.000	0	1	1	0.9	1	0	1	0	0	0	6.3	
FIU	12/20/09		9	0-2	.000	0-2	.000	2-2	1.000	0	2	2	1.0	0	0	0	0	0	2	5.8	
SOUTHEASTERN	12/22/09		9	0-1	.000	0-1	.000	0-0	.000	0	0	0	0.9	2	0	0	0	0	0	5.1	
TEXAS SOUTHERN	12/28/09	*	27	3-6	.500	0-1	.000	3-3	1.000	0	3	3	1.1	0	0	3	0	1	9	5.5	
at UALR	12/31/09	*	17	1-4	.250	1-4	.250	0-0	.000	0	2	2	1.2	2	2	0	0	0	3	5.3	
at Arkansas State	1/2/10	*	8	0-3	.000	0-1	.000	0-0	.000	0	0	0	1.1	0	0	1	0	0	0	4.8	
at Louisiana	01/07/10		2	0-1	.000	0-0	.000	0-0	.000	0	0	0	1.0	1	0	1	0	0	0	4.5	
NEW ORLEANS	01/09/10		12	2-4	.500	1-3	.333	0-0	.000	0	1	1	1.0	1	0	2	0	1	5	4.5	
at Troy University	1/14/10		4	0-2	.000	0-2	.000	0-0	.000	0	1	1	1.0	0	0	0	0	1	0	4.2	
Totals			3	190	22-55	.400	7-30	.233	12-14	.857	0	15	15	1.0	22	3	11	3	7	63	4.2

Games played: 15
 Minutes/game: 12.7
 Points/game: 4.2
 FG Pct: 40.0
 3FG Pct: 23.3
 FT Pct: 85.7

Rebounds/game: 1.0
 Assists/game: 0.2
 Turnovers/game: 0.7
 Assist/turnover ratio: 0.3
 Steals/game: 0.5
 Blocks/game: 0.2

CAREER STATS

Season	gp-gs	min/avg	Total		3-Point		F-Throws		Rebounds				Scoring							
			fg-fga	pct	fg-fga	pct	ft-fga	pct	off	def	tot	avg	pf	fo	ast	to	blk	stl	pts	avg
2006-07	21-0	129/6.1	10-31	.323	3-17	.176	10-12	.833	6	15	21	1.0	16	0	5	9	2	7	33	1.6
2008-09	11-1	88/8.0	9-35	.257	5-22	.227	3-6	.500	2	12	14	1.3	18	1	3	9	0	5	26	2.4
2009-10	15-3	190/12.7	22-55	.400	7-30	.233	12-14	.857	0	15	15	1.0	22	0	3	11	3	7	63	4.2
TOTAL	47-4	407/8.7	41-121	.339	15-69	.217	25-32	.781	8	42	50	1.1	56	1	11	29	5	19	122	2.6

21 SHANNON SHORTER

6-4 • 200 • Jr. • G • TR • Houston (Paris JC)

Earned starts in each of the last 4 games ... Career high 14 points in 31 minutes at ULL ... Tallied 7 assists in UALR win ... Snagged first career double-double vs. USW ... Started season opener vs Cameron ... racked up 11 points in the 2OT win over UTA ... 2008-09 Paris: Poured in 15.7 points per game and 9.0 rebounds per game in the Region XIV Tourney, earning an All-Tournament Team selection to go with his All-Conference bid ... Led the Dragons to a 25-6 record and a national top 10 ranking ... Shorter and Paris finished sixth nationally in defensive points allowed.

CAREER HIGHS

Points: 14 vs. ULL (1/7/10)
 FG Made: 5 vs. ULL (1/7/10)
 3-FG Made: 1 vs. OSU (11/21/09)
 FT Made: 7 vs. TSU (12/28/09)
 Assists: 7 vs. UALR (12/31/09)
 Rebounds: 10 vs. USW (12/2/09)
 Steals: 1, last vs. Troy (1/14/10)
 Blocks: 1, last vs. Troy (1/14/10)
 Minutes: 32, last vs. ASU (1/16/10)



Opponent	Date	gs	min	Total		3-Pointers		Free throws		Rebounds				pf	a	t/o	blk	stl	pts	avg	
				fg-fga	pct	3fg-fga	pct	ft-fta	pct	off	def	tot	avg								
CAMERON	11/13/09	*	21	0-3	.000	0-2	.000	2-2	1.000	0	2	2	2.0	0	2	2	0	0	2	2.0	
at UT Arlington	11/18/09	*	28	3-8	.375	0-2	.000	5-7	.714	2	2	4	3.0	3	2	1	0	1	11	6.5	
at Oklahoma State	11/21/09	*	17	2-5	.400	1-1	1.000	2-2	1.000	2	2	4	3.3	3	1	2	0	1	7	6.7	
JACKSON STATE	11/24/09		7	1-2	.500	0-0	.000	0-0	.000	0	1	1	2.8	0	0	1	0	0	2	5.5	
at Boise State	11/28/09		8	0-2	.000	0-0	.000	0-0	.000	0	2	2	2.6	0	0	1	0	0	0	4.4	
UNIVERSITY OF THE SO	12/02/09		21	4-5	.800	0-0	.000	3-7	.429	4	6	10	3.8	1	2	0	0	0	11	5.5	
at Rice	12/05/09		3	0-1	.000	0-1	.000	0-0	.000	0	1	1	3.4	0	0	0	0	0	0	4.7	
at Texas A&M	12/07/09		22	1-3	.333	0-1	.000	0-0	.000	0	0	0	3.0	4	1	2	0	0	2	4.4	
ULM	12/13/09		19	3-4	.750	0-1	.000	0-0	.000	0	4	4	3.1	5	3	1	0	1	6	4.6	
FIU	12/20/09		18	0-2	.000	0-1	.000	4-4	1.000	2	1	3	3.1	3	3	4	0	1	4	4.5	
SOUTHEASTERN	12/22/09		20	1-3	.333	0-1	.000	0-0	.000	0	3	3	3.1	1	2	1	0	1	2	4.3	
TEXAS SOUTHERN	12/28/09		19	2-3	.667	0-0	.000	7-9	.778	0	3	3	3.1	3	2	1	0	0	11	4.8	
at UALR	12/31/09		30	2-6	.333	0-1	.000	4-5	.800	3	1	4	3.2	2	7	1	0	0	8	5.1	
at Arkansas State	1/2/10		20	3-6	.500	0-2	.000	0-1	.000	0	4	4	3.2	1	0	2	0	0	6	5.1	
at Louisiana	01/07/10	*	31	5-9	.556	0-0	.000	4-6	.667	4	4	8	3.5	3	2	2	0	0	14	5.7	
NEW ORLEANS	01/09/10	*	32	3-7	.429	0-1	.000	1-1	1.000	2	3	5	3.6	2	1	3	1	1	7	5.8	
at Troy University	1/14/10	*	24	1-1	1.000	0-0	.000	2-2	1.000	1	2	3	3.6	3	4	2	1	1	4	5.7	
ARKANSAS STATE	01/16/10	*	32	2-6	.333	0-0	.000	6-6	1.000	5	1	6	3.7	2	2	1	0	0	10	5.9	
Totals			7	372	33-76	.434	1-14	.071	40-52	.769	25	42	67	3.7	36	34	27	2	7	107	5.9

Games played: 18
 Minutes/game: 20.7
 Points/game: 5.9
 FG Pct: 43.4
 3FG Pct: 7.1
 FT Pct: 76.9

Rebounds/game: 3.7
 Assists/game: 1.9
 Turnovers/game: 1.5
 Assist/turnover ratio: 1.3
 Steals/game: 0.4
 Blocks/game: 0.1

23 RICHARD THOMAS

6-5 • 190 • Jr. • G • TR • Rosedale, N.Y. (Garden City CC)

Started his 12th game of the year against ASU ... Broke out for career-high 14 points at ULL ... Scored at least 3 points in season's first 11 games ... Filled up the defensive stat sheet at Boise State and No. 16 Texas A&M with 2 steals and 1 block in both games ... Earned starting nod at OSU and had 5 points and 2 blocks ... Reached double-figures (12 pts) in first NT appearance in season opener ... 2008-09 Garden City: Named to the 2009 Region VI All-Tournament team at Garden City CC ... Represented the Broncbusters at the NJCAA All-Star Game.

CAREER HIGHS

Points: 14 vs. ULL (1/7/10)
 FG Made: 5 vs. ULL (1/7/10)
 3-FG Made: 2, last vs. FIU (12/20/09)
 FT Made: 4 vs. Cameron (11/13/09)
 Assists: 3, last vs. Troy (1/14/10)
 Rebounds: 5 vs. UNO (1/9/10)
 Steals: 2, last vs. Texas A&M (12/7/09)
 Blocks: 2 vs. OSU (11/21/09)
 Minutes: 31, last vs. Texas A&M (12/7/09)



Opponent	Date	gs	min	Total		3-Pointers		Free throws		Rebounds				pf	a	t/o	blk	stl	pts	avg	
				fg-fga	pct	3fg-fga	pct	ft-fa	pct	off	def	tot	avg								
CAMERON	11/13/09		24	3-7	.429	2-5	.400	4-5	.800	0	1	1	1.0	3	1	3	0	0	12	12.0	
at UT Arlington	11/18/09		14	1-4	.250	1-3	.333	0-0	.000	0	2	2	1.5	1	0	1	1	0	3	7.5	
at Oklahoma State	11/21/09	*	21	1-3	.333	1-3	.333	2-2	1.000	1	1	2	1.7	1	1	1	2	0	5	6.7	
JACKSON STATE	11/24/09	*	26	3-5	.600	2-3	.667	3-4	.750	0	3	3	2.0	4	1	0	0	0	11	7.8	
at Boise State	11/28/09	*	31	3-11	.273	1-6	.167	0-0	.000	1	1	2	2.0	2	2	6	1	2	7	7.6	
UNIVERSITY OF THE SO	12/02/09	*	19	3-5	.600	2-3	.667	0-0	.000	0	2	2	2.0	2	1	3	0	0	8	7.7	
at Rice	12/05/09	*	11	1-4	.250	1-4	.250	0-0	.000	1	0	1	1.9	4	0	1	0	0	3	7.0	
at Texas A&M	12/07/09	*	31	1-5	.200	1-3	.333	2-2	1.000	0	4	4	2.1	4	3	1	1	2	5	6.8	
ULM	12/13/09	*	23	3-6	.500	0-1	.000	3-4	.750	1	1	2	2.1	3	3	3	0	0	9	7.0	
FIU	12/20/09	*	25	3-6	.500	2-5	.400	2-3	.667	1	2	3	2.2	5	0	2	0	1	10	7.3	
SOUTHEASTERN	12/22/09	*	20	2-8	.250	0-3	.000	3-3	1.000	0	5	5	2.5	1	1	1	0	1	7	7.3	
TEXAS SOUTHERN	12/28/09		4	0-1	.000	0-1	.000	0-2	.000	0	2	2	2.4	0	1	1	0	1	0	6.7	
at UALR	12/31/09		6	0-1	.000	0-1	.000	0-0	.000	0	1	1	2.3	0	0	1	1	0	0	6.2	
at Louisiana	01/07/10		30	5-8	.625	1-3	.333	3-4	.750	0	2	2	2.3	4	3	2	0	0	14	6.7	
NEW ORLEANS	01/09/10	*	25	3-7	.429	1-3	.333	0-2	.000	0	5	5	2.5	2	0	1	1	0	7	6.7	
at Troy University	1/14/10	*	22	0-4	.000	0-2	.000	0-0	.000	1	2	3	2.5	2	3	1	1	0	0	6.3	
ARKANSAS STATE	01/16/10	*	13	1-5	.200	1-4	.250	0-2	.000	0	1	1	2.4	1	0	2	0	1	3	6.1	
Totals			12	345	33-90	.367	16-53	.302	22-33	.667	6	35	41	2.4	39	20	30	8	8	104	6.1

Games played: 17
 Minutes/game: 20.3
 Points/game: 6.1
 FG Pct: 36.7
 3FG Pct: 30.2
 FT Pct: 66.7

Rebounds/game: 2.4
 Assists/game: 1.2
 Turnovers/game: 1.8
 Assist/turnover ratio: 0.7
 Steals/game: 0.5
 Blocks/game: 0.5

25 ERIC TRAMIEL

6-7 • 230 • Sr. • F • 1L • Shreveport, La. (Paris JC)

Missed 4 games with a wrist injury, but has double-digit games in two games back ... Ranks 4th in school history with a 56.0 career FG% ... 19 points and 8 rebounds vs SLU ... Bullied OSU for 16 pts on 7-of-14 shooting, and No. 16 Texas A&M for 17 pts on 6-of-11 ... 20th career double-digit scoring performance in season opener ... Career-high 3 steals vs ULM ... Preseason First Team All-Sun Belt ... 2008-09: Earned Third Team All-Sun Belt honors ... Shot 57.9% in 08-09, which leads all SBC newcomers and ranked 3rd in the league.

CAREER HIGHS

Points: 22 vs. FIU (1/22/09)
 FG Made: 9 vs. UALR (1/08/09)
 3-FG Made: 2, last vs. Rice (12/5/09)
 FT Made: 13 vs. FAU (3/4/09)
 Assists: 3, last vs. ASU (2/26/09)
 Rebounds: 15 vs. FIU (1/22/09)
 Steals: 3 vs. ULM (12/13/09)
 Blocks: 4 vs. SHSU (11/20/08)
 Minutes: 39 vs. FIU (12/20/09)



Opponent	Date	gs	min	Total		3-Pointers		Free throws		Rebounds				pf	a	t/o	blk	stl	pts	avg	
				fg-fga	pct	3fg-fga	pct	ft-fta	pct	off	def	tot	avg								
CAMERON	11/13/09	*	29	3-7	.429	0-1	.000	5-8	.625	4	3	7	7.0	3	2	3	0	0	11	11.0	
at UT Arlington	11/18/09	*	20	1-3	.333	0-1	.000	3-3	1.000	0	3	3	5.0	5	0	0	0	1	5	8.0	
at Oklahoma State	11/21/09	*	32	7-14	.500	1-3	.333	1-1	1.000	0	3	3	4.3	5	0	0	1	0	16	10.7	
JACKSON STATE	11/24/09	*	29	6-9	.667	0-1	.000	3-5	.600	1	4	5	4.5	5	0	3	2	1	15	11.8	
at Boise State	11/28/09	*	33	5-8	.625	2-3	.667	2-5	.400	0	4	4	4.4	3	1	2	1	1	14	12.2	
at Rice	12/05/09	*	34	3-10	.300	2-5	.400	2-4	.500	2	5	7	4.8	3	1	3	0	0	10	11.8	
at Texas A&M	12/07/09	*	31	6-11	.545	1-4	.250	4-7	.571	2	4	6	5.0	5	2	2	1	2	17	12.6	
ULM	12/13/09	*	28	7-9	.778	0-0	.000	2-4	.500	2	3	5	5.0	2	0	2	1	3	16	13.0	
FIU	12/20/09	*	39	0-5	.000	0-2	.000	0-3	.000	2	3	5	5.0	1	1	1	1	0	0	11.6	
SOUTHEASTERN	12/22/09	*	33	6-10	.600	0-1	.000	7-9	.778	3	5	8	5.3	1	0	3	1	0	19	12.3	
TEXAS SOUTHERN	12/28/09	*	3	0-1	.000	0-0	.000	0-0	.000	0	1	1	4.9	0	1	0	0	0	0	11.2	
at Troy University	1/14/10		18	5-10	.500	0-0	.000	1-2	.500	0	2	2	4.7	5	1	1	0	0	11	11.2	
ARKANSAS STATE	01/16/10		20	5-7	.714	0-0	.000	2-5	.400	1	1	2	4.5	3	1	1	0	1	12	11.2	
Totals			11	349	54-104	.519	6-21	.286	32-56	.571	17	41	58	4.5	41	10	21	8	9	146	11.2

Games played: 13
 Minutes/game: 26.8
 Points/game: 11.2
 FG Pct: 51.9
 3FG Pct: 28.6
 FT Pct: 57.1

Rebounds/game: 4.5
 Assists/game: 0.8
 Turnovers/game: 1.6
 Assist/turnover ratio: 0.5
 Steals/game: 0.7
 Blocks/game: 0.6

CAREER STATS

Season	gp-gs	min/avg	Total		3-Point		F-Throws		Rebounds				Scoring							
			fg-fga	pct	fg-fga	pct	ft-fta	pct	off	def	tot	avg	pf	fo	ast	to	blk	stl	pts	avg
2008-09	32-19	784/24.5	132-228	.579	4-10	.400	116-179	.648	74	138	212	6.6	86	3	26	50	21	13	384	12.0
2009-10	13-11	349/26.8	54-104	.519	6-21	.286	32-56	.571	17	41	58	4.5	41	5	10	21	8	9	146	11.2
TOTAL	45-30	1133/25.2	186-332	.560	10-31	.323	148-235	.630	91	179	270	6.0	127	8	36	71	29	22	530	11.8

30 JACOB HOLMEN

6-8 • 220 • Fr. • F • HS • Whitehouse, Texas (Whitehouse HS)

8 starts as a freshman, including last 6 games ... Hit game-winning 15-footer with 3 seconds remaining vs Texas Southern ... 5-8 from the floor for 11 points in UALR win ... 80.8 FT% is 3rd on the team ... Posted a block and a 3-pointer in 9 minutes at No. 16 Texas A&M ... Only Josh White has topped Holmen's 17 pts vs USW ... 7 rebounds vs FIU ... Hit first career 3-pointer at Boise State ... Team's leading rebounder at OSU with 8 boards ... Breakout game vs. UTA with 14 pts in 29 minutes ... High School: Was the District 11-4A Defensive POY ... Named All-East Texas MVP by the Tyler Morning Telegraph in 2009.

CAREER HIGHS

Points: 17 vs. USW (12/2/09)
 FG Made: 6, last vs. Troy (1/14/10)
 3-FG Made: 1, last vs. ASU (1/2/10)
 FT Made: 5 vs. USW (12/2/09)
 Assists: 2 vs. Cameron (11/13/09)
 Rebounds: 8 vs. OSU (11/21/09)
 Steals: 2 vs. UNO (1/9/09)
 Blocks: 1, last vs. SLU (12/22/09)
 Minutes: 31 vs. UALR (12/31/09)



Opponent	Date	gs	min	Total		3-Pointers		Free throws		Rebounds				pf	a	t/o	blk	stl	pts	avg	
				fg-fga	pct	3fg-fga	pct	ft-fga	pct	off	def	tot	avg								
CAMERON	11/13/09		16	2-5	.400	0-1	.000	0-0	.000	1	1	2	2.0	1	2	0	0	0	4	4.0	
at UT Arlington	11/18/09		29	6-12	.500	0-2	.000	2-4	.500	1	3	4	3.0	4	0	0	1	0	14	9.0	
at Oklahoma State	11/21/09		13	3-8	.375	0-2	.000	0-1	.000	3	5	8	4.7	2	1	0	0	1	6	8.0	
JACKSON STATE	11/24/09		11	1-1	1.000	0-0	.000	4-4	1.000	0	1	1	3.8	0	0	0	0	0	6	7.5	
at Boise State	11/28/09		7	3-5	.600	1-1	1.000	0-0	.000	0	1	1	3.2	1	0	0	0	0	7	7.4	
UNIVERSITY OF THE SO	12/02/09	*	22	6-10	.600	0-1	.000	5-5	1.000	1	1	2	3.0	2	1	1	0	1	17	9.0	
at Rice	12/05/09	*	11	1-6	.167	0-0	.000	0-0	.000	2	1	3	3.0	0	0	0	0	0	2	8.0	
at Texas A&M	12/07/09		9	1-4	.250	1-2	.500	0-0	.000	1	0	1	2.8	0	0	0	1	0	3	7.4	
ULM	12/13/09		6	0-2	.000	0-1	.000	0-0	.000	0	2	2	2.7	2	0	2	0	1	0	6.6	
FIU	12/20/09		15	1-5	.200	0-1	.000	0-0	.000	3	4	7	3.1	0	0	1	0	0	2	6.1	
SOUTHEASTERN	12/22/09		11	1-2	.500	0-1	.000	0-0	.000	0	1	1	2.9	3	0	1	1	0	2	5.7	
TEXAS SOUTHERN	12/28/09		30	5-7	.714	0-0	.000	2-2	1.000	0	2	2	2.8	0	1	2	0	1	12	6.3	
at UALR	12/31/09	*	31	5-8	.625	0-1	.000	1-1	1.000	0	2	2	2.8	5	1	1	0	0	11	6.6	
at Arkansas State	1/2/10	*	24	3-7	.429	1-3	.333	1-1	1.000	0	3	3	2.8	3	0	1	0	0	8	6.7	
at Louisiana	01/07/10	*	13	1-4	.250	0-2	.000	2-2	1.000	0	0	0	2.6	0	0	1	0	0	4	6.5	
NEW ORLEANS	01/09/10	*	24	0-6	.000	0-0	.000	1-2	.500	3	3	6	2.8	2	1	3	0	2	1	6.2	
at Troy University	1/14/10	*	28	6-12	.500	0-0	.000	0-0	.000	2	1	3	2.8	0	1	2	0	1	12	6.5	
ARKANSAS STATE	01/16/10	*	20	2-6	.333	0-1	.000	3-4	.750	1	0	1	2.7	4	0	1	0	0	7	6.6	
Totals			8	320	47-110	.427	3-19	.158	21-26	.808	18	31	49	2.7	29	8	16	3	7	118	6.6

Games played: 18
 Minutes/game: 17.8
 Points/game: 6.6
 FG Pct: 42.7
 3FG Pct: 15.8
 FT Pct: 80.8

Rebounds/game: 2.7
 Assists/game: 0.4
 Turnovers/game: 0.9
 Assist/turnover ratio: 0.5
 Steals/game: 0.4
 Blocks/game: 0.2

33 TYLER HALL

6-2 • 175 • So. • G • HS • Pampa, Texas (Pampa HS)

4 pts in 3 minutes vs. USW ... Recorded a steal in 1 minute of play vs Cameron ... High School: A multi-sport standout at Pampa High School, Hall averaged 22 points, 6 rebounds and 5 assists per game as a senior ... Was named an all-district performer in each of his last two seasons, and was once named to the all-region team ... Scored a career-high double-double with 42 points and 11 rebounds in a single game ... Also lettered in track, where he qualified for regionals in the long jump ... Participated in the Faith 7 Texas vs. Oklahoma All-Star game ... Has two brothers, Brodie and Clayton ... Born on August 29, 1988 to Kitty and Terry Hall.

CAREER HIGHS

Points: 4 vs. USW (12/2/09)
 FG Made: 1 vs. USW (12/2/09)
 3-FG Made: -
 FT Made: 2 vs. USW (12/2/09)
 Assists: 1 vs. USW (12/2/09)
 Rebounds: -
 Steals: 1 vs. Cameron (11/13/09)
 Blocks: -
 Minutes: 3 vs. USW (12/2/09)



Opponent	Date	gs	min	Total		3-Pointers		Free throws		Rebounds				pf	a	t/o	blk	stl	pts	avg
				fg-fga	pct	3fg-fga	pct	ft-fta	pct	off	def	tot	avg							
CAMERON	11/13/09		1	0-1	.000	0-0	.000	0-0	.000	0	0	0	0.0	0	0	0	0	1	0	0.0
UNIVERSITY OF THE SO	12/02/09		3	1-1	1.000	0-0	.000	2-2	1.000	0	0	0	0.0	0	1	0	0	0	4	2.0
Totals			4	1-2	.500	0-0	.000	2-2	1.000	0	0	0	0.0	0	1	0	0	1	4	2.0

Games played: 2
 Minutes/game: 2.0
 Points/game: 2.0
 FG Pct: 50.0
 FT Pct: 100.0

Assists/game: 0.5
 Assist/turnover ratio: 99.9
 Steals/game: 0.5

42 CAMERON SPENCER

6-7 • 264 • Jr. • F • SQ • Orange, Texas (Southern Methodist)

Hit a key bucket in the win over UALR ... Career high 2 assists and a block vs ULM ... Solid 5 pts on 2-3 shooting vs. USW ... Game and career-high 8 rebounds at Boise State ... Tallied a jumper and a block vs. Jackson State ... Scored a bucket vs Cameron in his first action at NT ... Sat out the 2008-09 season due to NCAA transfer rules ... At SMU he played in 41 games over two years, hitting 53.6 percent from the floor ... Was the first signee for SMU head coach Matt Doherty ... He also tallied 6 blocks and 6 steals to go with 5 assists and 9-of-17 (52.9 percent) shooting on the year.

CAREER HIGHS

Points: 5 vs. USW (12/2/09)
 FG Made: 2 vs. USW (12/2/09)
 3-FG Made: -
 FT Made: 1 vs. USW (12/2/09)
 Assists: 2 vs. ULM (12/13/09)
 Rebounds: 8 vs. Boise St. (11/28/09)
 Steals: 1, last vs. ULM (12/13/09)
 Blocks: 1, last vs. UNO (1/09/10)
 Minutes: 19 vs. Boise St. (11/28/09)



Opponent	Date	gs	min	Total		3-Pointers		Free throws		Rebounds				pf	a	t/o	blk	stl	pts	avg
				fg-fga	pct	3fg-fga	pct	ft-fta	pct	off	def	tot	avg							
CAMERON	11/13/09		5	1-2	.500	0-0	.000	0-0	.000	1	0	1	1.0	0	1	0	0	0	2	2.0
at UT Arlington	11/18/09		6	0-0	.000	0-0	.000	0-0	.000	0	1	1	1.0	0	0	2	0	0	0	1.0
at Oklahoma State	11/21/09		1	0-1	.000	0-0	.000	0-0	.000	0	0	0	0.7	1	0	0	0	0	0	0.7
JACKSON STATE	11/24/09		3	1-2	.500	0-0	.000	0-0	.000	0	1	1	0.8	0	0	0	1	0	2	1.0
at Boise State	11/28/09		19	1-2	.500	0-0	.000	0-0	.000	3	5	8	2.2	0	1	1	1	0	2	1.2
UNIVERSITY OF THE SO	12/02/09		14	2-3	.667	0-0	.000	1-2	.500	1	3	4	2.5	0	0	0	0	1	5	1.8
at Rice	12/05/09		6	0-0	.000	0-0	.000	0-0	.000	0	1	1	2.3	0	0	0	0	0	0	1.6
at Texas A&M	12/07/09		6	1-2	.500	0-0	.000	0-0	.000	1	2	3	2.4	3	0	0	0	1	2	1.6
ULM	12/13/09		6	0-0	.000	0-0	.000	0-0	.000	0	1	1	2.2	2	2	0	0	1	0	1.4
TEXAS SOUTHERN	12/28/09		2	0-0	.000	0-0	.000	0-0	.000	0	0	0	2.0	1	0	0	0	0	0	1.3
at UALR	12/31/09		9	1-1	1.000	0-0	.000	0-0	.000	0	1	1	1.9	0	0	0	0	0	2	1.4
at Arkansas State	1/2/10		16	1-3	.333	0-0	.000	0-0	.000	2	5	7	2.3	0	0	1	0	0	2	1.4
at Louisiana	01/07/10		2	0-0	.000	0-0	.000	0-0	.000	1	0	1	2.2	0	0	1	0	0	0	1.3
NEW ORLEANS	01/09/10		10	1-1	1.000	0-0	.000	0-0	.000	1	3	4	2.4	2	0	0	1	0	2	1.4
at Troy University	1/14/10		10	0-0	.000	0-0	.000	0-0	.000	1	2	3	2.4	0	0	1	0	0	0	1.3
Totals		0	115	9-17	.529	0-0	.000	1-2	.500	11	25	36	2.4	9	4	6	3	3	19	1.3

Games played: 15
 Minutes/game: 7.7
 Points/game: 1.3
 FG Pct: 52.9
 FT Pct: 50.0

Rebounds/game: 2.4
 Assists/game: 0.3
 Turnovers/game: 0.4
 Assist/turnover ratio: 0.7
 Steals/game: 0.2
 Blocks/game: 0.2

NORTH TEXAS vs. SOUTH ALABAMA

11-7 OVERALL, 4-4 SUN BELT WEST

2009-10 SEASON STATS TEAM/INDIVIDUAL

RECORD:	OVERALL	HOME	AWAY	NEUTRAL
ALL GAMES	11-7	7-2	4-5	0-0
CONFERENCE	4-4	2-2	2-2	0-0
NON-CONFERENCE	7-3	5-0	2-3	0-0

##	Player	gp-gs	min	avg	Total		3-Point		F-Throw		Rebounds				pf	dq	a	to	blk	stl	pts	avg
					fg-fga	fg%	3fg-fga	3fg%	ft-fga	ft%	off	def	tot	avg								
10	White, Josh	18-18	646	35.9	79-172	.459	36-79	.456	74-92	.804	12	30	42	2.3	24	0	72	58	0	7	268	14.9
14	Thompson, Tristan	18-14	499	27.7	69-164	.421	34-77	.442	69-85	.812	15	42	57	3.2	32	0	29	31	0	10	241	13.4
25	Tramiel, Eric	13-11	349	26.8	54-104	.519	6-21	.286	32-56	.571	17	41	58	4.5	41	5	10	21	8	9	146	11.2
04	Odufuwa, George	18-17	549	30.5	69-118	.585	0-0	.000	57-88	.648	59	116	175	9.7	53	2	26	44	19	14	195	10.8
01	Johnson, Dominique	4-0	60	15.0	8-19	.421	3-8	.375	8-10	.800	0	7	7	1.8	6	0	9	4	1	3	27	6.8
30	Holmen, Jacob	18-8	320	17.8	47-110	.427	3-19	.158	21-26	.808	18	31	49	2.7	29	1	8	16	3	7	118	6.6
23	Thomas, Richard	17-12	345	20.3	33-90	.367	16-53	.302	22-33	.667	6	35	41	2.4	39	1	20	30	8	8	104	6.1
21	Shorter, Shannon	18-7	372	20.7	33-76	.434	1-14	.071	40-52	.769	25	42	67	3.7	36	1	34	27	2	7	107	5.9
20	Mangrum, Collin	15-3	190	12.7	22-55	.400	7-30	.233	12-14	.857	0	15	15	1.0	22	0	3	11	3	7	63	4.2
33	Hall, Tyler	2-0	4	2.0	1-2	.500	0-0	.000	2-2	1.000	0	0	0	0.0	0	0	1	0	0	1	4	2.0
12	Goff, Nick	3-0	5	1.7	1-2	.500	0-0	.000	2-2	1.000	1	1	2	0.7	0	0	1	1	0	0	4	1.3
42	Spencer, Cameron	15-0	115	7.7	9-17	.529	0-0	.000	1-2	.500	11	25	36	2.4	9	0	4	6	3	3	19	1.3
03	Williams, Alzee	18-0	157	8.7	6-34	.176	1-19	.053	9-14	.643	2	10	12	0.7	14	0	3	10	3	4	22	1.2
15	Knox, Ben	11-0	59	5.4	5-9	.556	0-0	.000	0-2	.000	8	5	13	1.2	6	0	2	3	3	2	10	0.9
11	Matlock, Antwone	3-0	6	2.0	0-3	.000	0-3	.000	0-0	.000	0	1	1	0.3	2	0	0	0	0	0	0	0.0
Team											27	37	64				4					
Total.....		18	3676		436-975	.447	107-323	.331	349-478	.730	201	438	639	35.5	313	10	222	266	53	82	1328	73.8
Opponents.....		18	3676		481-1081	.445	91-280	.325	233-324	.719	213	413	626	34.8	397	-	195	239	75	124	1286	71.4

TEAM STATISTICS	NT	OPP	Date	Opponent	Score	Att.
SCORING	1328	1286	11/13/09	CAMERON	W 80-62	1524
Points per game	73.8	71.4	11/18/09	at UT Arlington	Wo2 101-99	1404
Scoring margin	+2.3	-	11/21/09	at Oklahoma State	L 68-82	10888
FIELD GOALS-ATT	436-975	481-1081	11/24/09	JACKSON STATE	W 68-58	2164
Field goal pct	.447	.445	11/28/09	at Boise State	L 73-79	2650
3 POINT FG-ATT	107-323	91-280	12/02/09	UNIVERSITY OF THE SOUTHWEST	W 91-62	1677
3-point FG pct	.331	.325	12/05/09	at Rice	W 64-62	1490
3-pt FG made per game	5.9	5.1	12/07/09	at Texas A&M	L 65-75	6366
FREE THROWS-ATT	349-478	233-324	* 12/13/09	ULM	W 79-62	1412
Free throw pct	.730	.719	* 12/20/09	FIU	Lot 70-80	2327
F-Throws made per game	19.4	12.9	12/22/09	SOUTHEASTERN	W 71-61	1319
REBOUNDS	639	626	12/28/09	TEXAS SOUTHERN	W 71-69	1768
Rebounds per game	35.5	34.8	* 12/31/09	at UALR	W 83-78	3009
Rebounding margin	+0.7	-	* 1/2/10	at Arkansas State	L 56-71	2381
ASSISTS	222	195	* 01/07/10	at Louisiana	L 72-74	1235
Assists per game	12.3	10.8	* 01/09/10	NEW ORLEANS	W 71-57	2273
TURNOVERS	266	239	* 1/14/10	at Troy University	W 75-72	1915
Turnovers per game	14.8	13.3	* 01/16/10	ARKANSAS STATE	L 70-83	3117
Turnover margin	-1.5	-				
Assist/turnover ratio	0.8	0.8				
STEALS	82	124				
Steals per game	4.6	6.9				
BLOCKS	53	75				
Blocks per game	2.9	4.2				
ATTENDANCE	17581	31338				
Home games-Avg/Game	9-1953	9-3482				
Neutral site-Avg/Game	-	0-0				

* - Conference game

Score by Periods	1st	2nd	OT	OT2	Totals
North Texas	610	696	15	7	1328
Opponents	597	659	25	5	1286

NORTH TEXAS vs. SOUTH ALABAMA

11-7 OVERALL, 4-4 SUN BELT WEST

2009-10 SEASON STATS TEAM GAME-BY-GAME

Opponent	Date	Score		Total		3-Pointers		Free throws		Rebounds				pf	a	t/o	blk	stl	pts	avg
				fg-fga	pct	3fg-fga	pct	ft-fga	pct	off	def	tot	avg							
CAMERON	11/13/09	80-62	W	24-57	.421	8-22	.364	24-33	.727	17	33	50	50.0	14	13	15	2	2	80	80.0
at UT Arlington	11/18/09	101-99	Wot	27-57	.474	3-15	.200	44-57	.772	10	36	46	48.0	27	13	22	5	7	101	90.5
at Oklahoma State	11/21/09	68-82	L	24-58	.414	5-16	.313	15-18	.833	12	24	36	44.0	19	11	13	4	2	68	83.0
JACKSON STATE	11/24/09	68-58	W	22-50	.440	4-14	.286	20-28	.714	6	30	36	42.0	20	10	14	7	6	68	79.2
at Boise State	11/28/09	73-79	L	29-62	.468	9-22	.409	6-12	.500	11	24	35	40.6	14	15	18	3	3	73	78.0
UNIVERSITY OF THE SO	12/02/09	91-62	W	33-59	.559	8-19	.421	17-24	.708	12	29	41	40.7	16	14	11	2	7	91	80.2
at Rice	12/05/09	64-62	W	18-48	.375	8-22	.364	20-26	.769	7	26	33	39.6	16	8	12	1	3	64	77.9
at Texas A&M	12/07/09	65-75	L	23-54	.426	4-16	.250	15-22	.682	14	17	31	38.5	21	14	14	4	7	65	76.2
ULM	12/13/09	79-62	W	28-49	.571	8-15	.533	15-25	.600	10	23	33	37.9	21	17	18	4	7	79	76.6
FIU	12/20/09	70-80	Lot	21-58	.362	10-30	.333	18-30	.600	16	22	38	37.9	19	9	14	6	3	70	75.9
SOUTHEASTERN	12/22/09	71-61	W	24-53	.453	3-17	.176	20-24	.833	7	24	31	37.3	15	7	12	4	6	71	75.5
TEXAS SOUTHERN	12/28/09	71-69	W	23-45	.511	4-13	.308	21-27	.778	5	22	27	36.4	13	12	15	0	5	71	75.1
at UALR	12/31/09	83-78	W	29-54	.537	9-24	.375	16-22	.727	8	19	27	35.7	16	23	12	2	1	83	75.7
at Arkansas State	1/2/10	56-71	L	19-57	.333	3-16	.188	15-19	.789	15	22	37	35.8	13	10	16	2	3	56	74.3
at Louisiana	01/07/10	72-74	L	21-46	.457	4-10	.400	26-34	.765	14	19	33	35.6	22	10	22	1	0	72	74.1
NEW ORLEANS	01/09/10	71-57	W	24-55	.436	7-18	.389	16-26	.615	11	26	37	35.7	16	9	12	3	6	71	73.9
at Troy University	1/14/10	75-72	W	25-59	.424	7-19	.368	18-21	.857	13	25	38	35.8	14	15	13	2	7	75	74.0
ARKANSAS STATE	01/16/10	70-83	L	22-54	.407	3-15	.200	23-30	.767	13	17	30	35.5	17	12	13	1	7	70	73.8
North Texas		1328		436-975	.447	107-323	.331	349-478	.730	201	438	639	35.5	313	222	266	53	82	1328	73.8
Opponents		1286		481-1081	.445	91-280	.325	233-324	.719	213	413	626	34.8	397	195	239	75	124	1286	71.4

Games played: 18
 Points/game: 73.8
 FG Pct: 44.7
 3FG Pct: 33.1
 FT Pct: 73.0

Rebounds/game: 35.5
 Assists/game: 12.3
 Turnovers/game: 14.8
 Assist/turnover ratio: 0.8
 Steals/game: 4.6
 Blocks/game: 2.9

NORTH TEXAS vs. SOUTH ALABAMA

11-7 OVERALL, 4-4 SUN BELT WEST



CAMERON 62 at NORTH TEXAS 80
The Super Pit • Denton, Texas • 11/13/09

North Texas (1-0)	FG-A	3G-A	FT-A	O	D	T	PF	Pts	A	TO	B	S	Min.		
04 Odufuwa, George.....	f.4	10	0	4	7	6	18	24	0	12	1	3	2	1	29
25 Tramiel, Eric.....	f.3	7	0	1	5	8	4	3	7	3	11	2	3	0	29
10 White, Josh.....	g.6	9	5	6	2	3	1	3	4	2	19	4	2	0	30
14 Thompson, Tristan.....	g.1	3	0	2	3	4	1	2	3	1	5	0	1	0	16
21 Shorter, Shannon.....	g.0	3	0	2	2	0	2	2	0	2	2	2	0	0	21
03 Williams, Alzee.....	1	2	0	1	0	0	1	1	1	2	0	0	0	0	14
11 Matlock, Antwone.....	0	1	0	1	0	0	0	0	0	1	0	0	0	0	1
12 Goff, Nick.....	0	0	0	0	2	2	0	0	0	0	2	0	1	0	1
15 Knox, Ben.....	0	0	0	0	0	1	0	1	0	0	0	0	0	0	1
20 Mangrum, Collin.....	3	7	1	3	2	2	0	0	0	2	9	0	0	0	12
23 Thomas, Richard.....	3	7	2	5	4	5	0	1	1	3	12	1	3	0	24
30 Holmen, Jacob.....	2	5	0	1	0	0	1	1	2	1	4	2	0	0	16
33 Hall, Tyler.....	0	1	0	0	0	0	0	0	0	0	0	0	0	0	1
42 Spencer, Cameron.....	1	2	0	0	0	0	1	0	1	0	2	1	0	0	5
TEAM.....							2	2	4						
Totals.....	24	57	8	22	24	33	17	33	50	14	80	13	15	2	2

Cameron (0-1)	FG-A	3G-A	FT-A	O	D	T	PF	Pts	A	TO	B	S	Min.			
13 GLASGOW, Kallan.....	f.3	6	0	1	2	4	1	4	5	1	8	4	2	1	31	
30 BURKE, Jamaar.....	f.0	0	0	0	0	0	0	0	0	0	2	0	0	1	11	
01 MORGAN, Greg.....	g.0	4	0	0	0	0	2	0	2	1	0	3	0	0	19	
05 EILAND, Dernoado.....	g.5	16	3	11	0	0	1	1	2	4	13	0	1	0	29	
20 WILLIAMS, Jacques.....	g.6	16	5	12	1	1	1	1	2	4	18	2	3	0	29	
02 JEWELL, Paul.....	0	0	0	0	0	0	0	0	0	0	0	0	0	0	1	
03 VUKADINOVIC, Nikola.....	0	2	0	2	0	0	0	0	0	1	0	0	1	0	7	
12 GEIGER, Bryce.....	0	0	0	0	1	2	0	0	0	0	1	0	1	0	1	
22 FARNSWORTH, Nick.....	0	0	0	0	0	0	0	0	0	1	0	0	0	0	1	
24 MURRAY, Nathan.....	5	11	0	1	0	0	2	4	6	2	10	0	1	0	27	
33 GARNER, Milton.....	2	5	2	5	0	3	1	5	6	1	6	1	1	0	29	
40 DAWON, Terry.....	3	6	0	0	0	0	2	2	4	4	6	0	0	0	15	
TEAM.....							2	4	6							
Totals.....	24	67	10	32	4	10	12	21	33	24	62	10	11	2	8	202

	1st	2nd	Tot	FG%	3FG%	FT%	FBR	Paint	P-TO	2nd	Bnch
North Texas	44	36	80	42.1	36.4	72.7	8	26	10	12	31
Cameron	29	33	62	35.8	31.3	40.0	2	20	10	16	23

Officials: David Stevens, Kyle Ingram, Bobby Jacobs
Attendance: 1,524



NORTH TEXAS 101 at UT ARLINGTON 99 (2OT)
Texas Hall • Arlington, Texas • 11/18/09

North Texas (2-0)	FG-A	3G-A	FT-A	O	D	T	PF	Pts	A	TO	B	S	Min.			
04 Odufuwa, George.....	*.4	4	0	0	8	10	1	10	11	3	16	1	4	3	44	
10 White, Josh.....	*.9	14	2	4	15	18	2	5	7	1	35	4	7	0	46	
14 Thompson, Tristan.....	*.1	5	0	0	7	9	1	3	4	4	9	3	3	0	25	
21 Shorter, Shannon.....	*.3	8	0	2	5	7	2	2	4	3	11	2	1	0	1	28
25 Tramiel, Eric.....	*.1	3	0	1	3	3	0	3	3	5	0	0	0	1	20	
01 Johnson, Dominique.....	1	5	0	2	1	2	0	1	1	2	3	3	1	0	15	
03 Williams, Alzee.....	1	2	0	1	3	4	1	1	2	4	5	0	1	0	1	23
23 Thomas, Richard.....	1	4	1	3	0	0	0	2	2	1	3	0	1	1	0	14
30 Holmen, Jacob.....	6	12	0	2	2	4	1	3	4	4	14	0	0	1	0	29
42 Spencer, Cameron.....	0	0	0	0	0	0	0	0	0	1	1	0	0	0	0	6
TEAM.....							2	5	7							2
Totals.....	27	57	3	15	44	57	10	36	46	27	101	13	22	5	7	251

UT Arlington (1-1)	FG-A	3G-A	FT-A	O	D	T	PF	Pts	A	TO	B	S	Min.			
00 Haynes, Marquez.....	*.10	27	1	5	8	11	1	6	7	4	29	4	1	1	1	42
04 Moffitt, Tommy.....	*.5	11	2	3	2	4	5	3	8	3	14	0	2	1	1	40
23 Long, Brandon.....	*.9	20	3	8	7	8	3	5	8	4	28	3	2	1	2	42
31 Reed, LaMarcus.....	*.6	12	0	2	3	4	1	3	4	3	15	2	3	0	2	37
55 Reves, Jordan.....	*.0	1	0	0	0	0	0	1	1	5	0	0	0	1	1	15
02 Gentry, Dwight.....	0	0	0	0	0	0	0	1	1	3	0	1	0	0	1	15
10 Davis, J.D.....	0	3	0	0	0	0	0	0	0	5	0	0	1	0	0	16
12 Miller, Jon.....	2	5	1	3	2	2	0	0	0	4	7	0	3	0	1	17
20 Williams, Armani.....	1	2	0	0	0	0	0	0	0	2	2	0	0	0	0	4
24 Awange, Ishmael.....	1	2	0	0	0	1	2	1	3	2	2	0	2	2	0	15
25 Catlett, Cameron.....	1	1	0	0	0	0	2	1	3	1	2	3	2	0	1	18
TEAM.....							2	4	6							
Totals.....	35	84	7	21	22	30	16	25	41	36	99	13	16	6	10	250

	1st	2nd	OT	Tot	FG%	3FG%	FT%	FBR	Paint	P-TO	2nd	Bnch
North Texas	34	48	19	101	47.4	20.0	77.2	4	46	21	15	25
UTA	40	42	17	101	41.7	33.3	73.3	16	46	27	18	13

Officials: Kerry Sitton, Rodrick Sutton, Brad Gaston
Attendance: 1,404



NORTH TEXAS 68 at OKLAHOMA STATE 82
Gallagher-Iba Arena • Stillwater, Okla. • 11/21/09

North Texas (2-1)	FG-A	3G-A	FT-A	O	D	T	PF	Pts	A	TO	B	S	Min.			
04 Odufuwa, George.....	f.4	8	0	0	3	4	1	6	7	1	11	1	2	1	34	
25 Tramiel, Eric.....	f.7	14	1	3	1	1	0	3	3	5	16	0	0	1	32	
10 White, Josh.....	g.1	6	0	3	2	2	0	1	1	1	4	5	4	0	35	
21 Shorter, Shannon.....	g.2	5	1	1	2	2	1	1	3	3	7	1	2	0	17	
23 Thomas, Richard.....	g.1	3	1	3	2	2	1	1	2	1	5	1	1	2	0	21
01 Johnson, Dominique.....	2	6	0	1	5	6	0	3	3	1	9	1	0	0	19	
03 Williams, Alzee.....	0	0	0	0	0	0	0	0	0	1	0	0	1	0	3	
14 Thompson, Tristan.....	2	6	1	2	0	0	3	2	5	2	5	1	2	0	15	
20 Mangrum, Collin.....	2	2	1	1	0	0	0	1	1	1	5	0	1	0	10	
30 Holmen, Jacob.....	3	8	0	2	0	1	3	5	8	2	6	1	0	0	13	
42 Spencer, Cameron.....	0	1	0	0	0	0	0	0	0	1	0	0	0	0	1	
TEAM.....							2	2								
Totals.....	24	59	5	16	15	18	12	23	35	19	68	11	13	4	2	200

Oklahoma State (3-0)	FG-A	3G-A	FT-A	O	D	T	PF	Pts	A	TO	B	S	Min.			
33 Moses, Marshall.....	f.5	9	0	0	0	1	1	8	9	3	10	2	1	1	0	28
02 Muonelo, Obi.....	g.5	13	0	4	7	8	3	4	7	2	17	4	4	1	2	32
12 Page, Keiton.....	g.5	10	3	5	0	0	1	1	4	13	1	0	0	0	32	
14 Penn, Ray.....	g.1	2	1	2	1	2	0	0	0	1	4	4	1	0	1	35
23 Anderson, James.....	g.8	13	3	5	6	7	1	8	9	1	25	1	0	1	1	34
01 Shaw, Jarred.....	0	0	0	0	0	0	0	0	0	1	0	0	0	1	0	1
07 Gulley, Fred.....	0	1	0	0	0	0	0	3	3	1	0	2	0	0	0	19
31 Pilgrim, Matt.....	4	5	0	0	1	2	1	1	2	4	9	0	3	2	0	13
32 Franklin, Roger.....	2	3	0	1	0	0	0	0	0	1	4	0	0	0	0	6
TEAM.....							1	1	2							
Totals.....	30	56	7	17	15	20	7	26	33	18	82	14	9	6	4	200

	1st	2nd	Tot	FG%	3FG%	FT%	Paint	P-TO	2nd	Break	Bench
North Texas	32	36	68	40.7	31.3	83.3	28	10	10	2	25
OSU	44	38	82	53.6	41.2	75.0	26	17	6	10	13

Officials: Ed Hightower, Randy Heimerman, John Moore
Attendance: 10,888



JACKSON STATE 58 at NORTH TEXAS 68
The Super Pit • Denton, Texas • 11/24/09

North Texas (3-1)	FG-A	3G-A	FT-A	O	D	T	PF	Pts	A	TO	B	S	Min.			
04 Odufuwa, George.....	f.4	8	0	0	3	7	4	7	11	2	11	0	1	2	36	
25 Tramiel, Eric.....	f.6	9	0	1	3	5	1	4	5	5	15	0	3	2	1	29
10 White, Josh.....	g.0	5	0	2	4	4	1	3	4	0	4	4	4	0	1	32
14 Thompson, Tristan.....	g.1	7	0	1	3	4	0	2	2	1	5	3	2	0	0	21
23 Thomas, Richard.....	g.3	5	2	3	3	4	0	3	3	4	11	1	0	0	0	26
01 Johnson, Dominique.....	0	2	0	1	0	0	0	2	2	2	0	2	2	1	0	10
03 Williams, Alzee.....	2	3	1	2	0	0	0	2	2	2	5	0	0	0	0	10
20 Mangrum, Collin.....	3	6	1	4	0	0	0	0	0	4	7	0				

NORTH TEXAS vs. SOUTH ALABAMA

11-7 OVERALL, 4-4 SUN BELT WEST



NORTH TEXAS 73 at BOISE STATE 79
Taco Bell Arena • Boise, Idaho • 11/28/09

North Texas (3-2)	FG-A	3G-A	FTA	O	D	T	PF	Pts	A	TO	B	S	Min.			
04 Odufuwa, George.....	f	2	4	0	0	1	2	2	2	4	3	5	3	3	0	17
25 Tramiel, Eric.....	f	5	8	2	3	2	5	0	4	4	3	14	1	2	1	33
10 White, Josh.....	g	9	16	3	7	2	2	0	3	3	2	23	6	3	0	34
14 Thompson, Tristan.....	g	2	7	2	4	1	2	0	4	4	1	7	1	1	0	24
23 Thomas, Richard.....	g	3	11	1	6	0	0	1	1	2	2	7	2	6	1	31
03 Williams, Alzee.....	g	0	2	0	1	0	0	0	0	0	0	0	0	0	0	7
15 Knox, Ben.....	g	2	2	0	0	0	0	1	0	1	0	4	1	1	0	4
20 Mangrum, Collin.....	g	2	3	0	0	0	1	0	0	0	2	4	0	0	0	16
21 Shorter, Shannon.....	g	0	2	0	0	0	0	0	2	2	0	0	0	1	0	8
30 Holmen, Jacob.....	g	3	5	1	1	0	0	0	1	1	1	7	0	0	0	7
42 Spencer, Cameron.....	g	1	2	0	0	0	0	3	5	8	0	2	1	1	1	19
TEAM.....								4	2	6						
Totals.....		29	62	9	22	6	12	11	24	35	14	73	15	18	3	200

Boise State (4-2)	FG-A	3G-A	FTA	O	D	T	PF	Pts	A	TO	B	S	Min.			
03 Okoye, Ike.....	f	5	10	0	0	3	4	1	7	8	3	13	2	2	3	29
21 Arnold, Robert.....	f	6	12	1	2	4	5	3	2	5	0	17	1	1	1	24
50 Cunningham, Kurt.....	c	7	8	0	0	3	3	1	7	8	4	17	1	3	1	26
01 Perryman, Westly.....	g	2	4	0	0	1	2	1	0	1	2	5	3	1	0	24
24 Anderson, La'Shard.....	g	0	5	0	1	1	2	0	1	1	1	1	5	3	1	32
02 Montreal, Daequon.....	g	2	7	1	1	2	2	2	0	2	1	7	0	1	2	16
11 Thomas, Anthony.....	g	3	7	2	3	0	0	0	1	1	1	8	3	2	0	23
25 Noonan, Paul.....	g	3	7	3	4	2	2	1	6	7	0	11	2	2	1	17
32 Moritz, Zack.....	g	0	2	0	0	0	2	2	0	2	1	0	0	0	0	9
TEAM.....								1	1	2						
Totals.....		28	62	7	11	16	22	12	25	37	13	79	17	15	9	200

	1st	2nd	Tot	FG%	3FG%	FT%	Paint	P-TO	2nd	Break	Bench
North Texas	37	36	73	46.8	40.9	50.0	30	25	10	0	17
Boise State	38	41	79	45.2	63.6	72.7	40	19	15	4	26

Officials: Ruben Ramon, Kevin Brill, Jimmy Casas
Attendance: 2,650



UNIV. OF THE SOUTHWEST 62 at NORTH TEXAS 91
The Super Pit • Denton, Texas • 12/2/09

North Texas (4-2)	FG-A	3G-A	FTA	O	D	T	PF	Pts	A	TO	B	S	Min.			
04 Odufuwa, George.....	f	1	5	0	0	2	2	3	6	9	3	4	0	4	0	18
30 Holmen, Jacob.....	f	6	10	0	1	5	5	1	1	2	2	17	1	1	0	22
10 White, Josh.....	g	9	11	2	4	1	1	0	2	2	2	21	5	1	0	32
14 Thompson, Tristan.....	g	4	8	3	5	0	1	0	4	4	0	11	1	0	0	23
23 Thomas, Richard.....	g	3	5	2	3	0	0	0	2	2	2	8	1	3	0	19
03 Williams, Alzee.....	g	0	4	0	2	1	2	0	2	2	1	1	1	1	1	16
11 Matlock, Antwone.....	g	0	2	0	2	0	0	0	1	1	0	0	0	0	0	4
12 Goff, Nick.....	g	1	2	0	0	0	0	1	1	2	0	2	1	0	0	3
15 Knox, Ben.....	g	0	0	0	0	0	0	1	0	1	1	0	0	1	0	10
20 Mangrum, Collin.....	g	2	3	1	2	2	2	0	0	1	1	4	7	1	0	15
21 Shorter, Shannon.....	g	4	5	0	0	3	7	4	6	10	1	11	2	0	0	21
33 Hall, Tyler.....	g	1	1	0	0	2	2	0	0	0	0	4	1	0	0	3
42 Spencer, Cameron.....	g	2	3	0	0	1	2	1	3	4	0	5	0	0	0	14
TEAM.....								1	1	1						
Totals.....		33	59	8	19	17	24	12	29	41	16	91	14	11	2	200

U of the Southwest (2-5)	FG-A	3G-A	FTA	O	D	T	PF	Pts	A	TO	B	S	Min.			
22 King, Aaron.....	f	2	8	0	4	3	6	0	0	0	3	7	3	3	0	25
23 Evans, Demetrius.....	f	15	19	2	2	8	9	1	6	7	2	40	0	3	1	37
24 Pope, Brandon.....	f	1	7	0	1	1	1	1	3	4	2	3	1	1	0	32
41 Fleming, Okam.....	c	1	1	0	0	0	0	0	2	2	5	2	1	3	1	17
05 Lewis, Richie.....	g	4	10	1	5	0	0	0	5	1	9	3	2	1	3	31
01 Payne, Jawaan.....	g	0	5	0	4	0	0	0	1	1	1	1	0	0	0	16
03 Voigt, Jamie.....	g	0	1	0	0	1	2	1	1	2	0	1	0	1	0	22
34 Nelson, Travone.....	g	0	1	0	0	0	0	0	0	0	0	2	0	0	0	13
50 Spring, Travis.....	g	0	1	0	0	0	0	0	0	0	2	0	0	1	0	7
TEAM.....								1	1	1						
Totals.....		23	53	3	16	13	18	4	18	22	18	62	9	14	3	200

	1st	2nd	Tot	FG%	3FG%	FT%	Paint	P-TO	2nd	Break	Bench
North Texas	50	41	91	55.9	42.1	70.8	44	22	12	12	30
USW	32	30	62	43.4	18.8	72.2	28	13	4	2	1

Officials: Jon Stigliano, Roderick Dixon, Rick Jones
Attendance: 1,677



NORTH TEXAS 64 at RICE 62
Tudor Fieldhouse • Houston, Texas • 12/5/09

North Texas (5-2)	FG-A	3G-A	FTA	O	D	T	PF	Pts	A	TO	B	S	Min.			
25 Tramiel, Eric.....	f	3	10	2	5	2	4	2	5	7	3	10	1	3	0	34
30 Holmen, Jacob.....	f	1	6	0	0	0	0	2	1	3	0	2	0	0	0	11
10 White, Josh.....	g	2	5	1	1	9	9	0	2	2	1	14	4	3	0	38
14 Thompson, Tristan.....	g	0	4	0	3	2	2	0	0	0	2	2	0	0	0	18
23 Thomas, Richard.....	g	1	4	1	4	0	0	1	0	1	4	3	0	1	0	11
01 Johnson, Dominique.....	g	5	6	3	4	2	2	0	1	1	1	15	3	1	0	26
03 Williams, Alzee.....	g	1	2	0	0	0	0	0	1	1	0	2	0	1	0	12
04 Odufuwa, George.....	g	1	2	0	0	2	5	2	8	10	3	4	0	2	0	28
20 Mangrum, Collin.....	g	4	8	1	4	3	4	0	3	3	2	12	0	1	1	23
21 Shorter, Shannon.....	g	0	1	0	1	0	0	0	1	1	0	0	0	0	0	3
42 Spencer, Cameron.....	g	0	0	0	0	0	0	0	1	1	0	0	0	0	0	6
TEAM.....								3	3							
Totals.....		18	48	8	22	20	26	7	26	33	16	64	8	12	1	200

Rice (4-4)	FG-A	3G-A	FTA	O	D	T	PF	Pts	A	TO	B	S	Min.			
00 BRAIMOH, Suleiman.....	f	0	1	0	0	0	0	0	1	2	3	0	0	1	8	
15 STANTON, Trey.....	c	2	6	0	2	1	2	0	4	4	3	5	0	3	0	28
03 JACKSON, Tamir.....	g	6	13	1	2	0	0	0	8	8	5	13	5	3	0	36
04 FRIZZELLE, Connor.....	g	4	10	2	8	0	0	0	0	0	1	10	2	0	0	32
33 GHORAM, Lawrence.....	g	3	7	0	0	1	3	2	0	2	3	7	1	1	1	23
01 SCHWARZE, Nate.....	g	0	0	0	0	0	0	1	0	1	0	0	0	0	0	3
05 HERNDON, Emerson.....	g	2	5	0	0	0	0	1	1	2	2	4	0	1	0	10
14 KAZEMI, Arsalan.....	g	3	10	0	0	6	7	6	5	11	4	12	2	1	2	29
20 KUIPERS, Lucas.....	g	5	9	1	3	0	0	2	2	4	3	11	0	0	0	20
22 HOLLAND, A.J.....	g	0	1	0	0	0	0	0	0	0	1	0	1	0	0	11
TEAM.....								1	4	5						
Totals.....		25	62	4	15	8	12	14	26	40	22	62	12	11	3	200

	1st	2nd	Tot	FG%	3FG%	FT%	Paint	P-TO	2nd	Break	Bench
North Texas	32	32	64	37.5	36.4	76.9	16	13	11	2	33
Rice	27	35	62	40.3	26.						

NORTH TEXAS vs. SOUTH ALABAMA

11-7 OVERALL, 4-4 SUN BELT WEST



ULM 62 at NORTH TEXAS 79
The Super Pit • Denton, Texas • 12/13/09

North Texas (6-3, 1-0 SBC)	FG-A	3G-A	FT-A	O	D	T	PF	Pts	A	TO	B	S	Min.				
04 Odufuwa, George.....	f	4	7	0	0	5	9	5	4	9	2	13	3	3	3	0	33
25 Tramiel, Eric.....	f	7	9	0	0	2	4	2	3	5	2	16	0	2	1	3	28
10 White, Josh.....	g	4	6	4	5	3	4	1	1	2	2	15	5	3	0	0	37
14 Thompson, Tristan.....	g	7	8	4	4	2	2	0	3	3	2	20	1	3	0	1	32
23 Thomas, Richard.....	g	3	6	0	1	3	4	1	1	2	3	9	3	3	0	0	23
03 Williams, Alzee.....	g	0	4	0	1	0	0	0	0	0	0	0	0	0	0	0	4
15 Knox, Ben.....	g	0	0	0	0	0	2	0	1	1	0	0	0	0	0	0	1
20 Mangrum, Collin.....	g	0	3	0	2	0	0	0	1	1	1	0	0	0	1	0	11
21 Shorter, Shannon.....	g	3	4	0	1	0	0	0	4	4	5	6	3	1	0	1	19
30 Holmen, Jacob.....	g	0	2	0	1	0	0	0	2	2	0	0	0	2	0	0	6
42 Spencer, Cameron.....	g	0	0	0	0	0	0	0	1	1	2	0	2	0	0	1	6
TEAM.....																	
Totals.....																	

Warhawks (3-6, 0-1 SBC)	FG-A	3G-A	FT-A	O	D	T	PF	Pts	A	TO	B	S	Min.				
03 Turner, Rudy.....	f	1	1	0	0	1	2	1	2	3	4	3	1	4	0	0	10
22 Gilbert, Lawrence.....	f	3	9	2	7	2	2	0	1	1	3	10	0	1	1	0	17
00 Hooper, Tony.....	g	4	11	2	6	0	0	3	0	3	4	10	0	3	0	1	33
05 Forbes, Dymile.....	g	2	7	0	4	0	0	1	2	3	1	4	1	0	0	1	18
24 Hill, Jarvis.....	g	1	4	0	1	3	3	1	0	1	1	5	0	1	0	2	28
01 Fuselier, Warren.....	g	3	6	0	0	0	0	0	0	0	0	6	1	0	0	1	15
02 Carr, Colby.....	g	1	5	0	0	0	0	2	0	2	0	2	0	1	0	2	12
13 Sykes, Tommie.....	g	3	5	0	0	7	10	4	5	9	2	13	1	5	0	1	29
23 Thomas, Malcolm.....	g	2	6	1	3	1	2	1	2	3	2	6	0	2	0	0	13
41 Ribeiro, Fabio.....	g	0	2	0	0	0	0	0	2	2	0	0	0	1	0	0	14
45 Burt, Rory.....	g	1	2	0	0	1	2	3	3	6	3	3	0	0	1	0	11
TEAM.....																	
Totals.....																	

	1st	2nd	Tot	FG%	3FG%	FT%	Paint	P-TO	2nd	Break	Bench
North Texas	35	44	79	57.1	53.3	60.0	36	24	12	9	6
ULM	33	29	62	36.2	23.8	71.4	22	19	13	6	30

Officials: Curtis Shaw, JB Caldwell, Rick Randall
Attendance: 1,412



FIU 80 at NORTH TEXAS 70 (OT)
The Super Pit • Denton, Texas • 12/20/09

North Texas (6-4, 1-1 SBC)	FG-A	3G-A	FT-A	O	D	T	PF	Pts	A	TO	B	S	Min.				
04 Odufuwa, George.....	f	6	7	0	0	0	2	4	4	8	4	12	0	2	4	1	32
25 Tramiel, Eric.....	f	0	5	0	2	0	3	2	3	5	1	0	1	1	1	0	39
10 White, Josh.....	g	3	10	2	6	5	10	0	1	1	1	13	3	2	0	0	40
14 Thompson, Tristan.....	g	8	19	6	11	5	6	1	3	4	4	27	2	2	0	0	37
23 Thomas, Richard.....	g	3	6	2	5	2	3	1	2	3	5	10	0	2	0	1	25
03 Williams, Alzee.....	g	0	2	0	2	0	0	0	1	1	1	0	0	0	0	1	10
15 Knox, Ben.....	g	0	0	0	0	0	0	0	0	0	0	0	0	0	0	0	0
20 Mangrum, Collin.....	g	0	2	0	2	2	2	0	2	2	0	2	0	0	0	0	9
21 Shorter, Shannon.....	g	0	2	0	1	4	4	2	1	3	3	4	3	4	0	1	18
30 Holmen, Jacob.....	g	1	5	0	1	0	0	3	4	7	0	2	0	1	0	0	15
TEAM.....																	
Totals.....																	

FIU (4-10, 1-1 SBC)	FG-A	3G-A	FT-A	O	D	T	PF	Pts	A	TO	B	S	Min.				
11 Roberts, Marvin.....	f	7	21	0	5	4	5	2	3	5	2	18	0	1	0	1	37
21 Essola, Cedric.....	f	3	5	0	0	0	1	2	1	3	4	6	0	0	0	1	15
34 Bright, Marlon.....	f	6	11	1	1	0	0	5	5	10	5	13	1	3	0	1	37
01 Watson, Antoine.....	g	4	7	3	3	4	4	2	4	6	5	15	1	2	0	1	22
03 Russell, Tremayne.....	g	0	1	0	0	2	2	0	2	2	3	2	1	0	0	0	15
02 Weaver, Stephon.....	g	1	4	0	1	0	0	1	1	2	2	2	2	1	0	1	31
04 Gary, Phil.....	g	3	5	0	0	0	0	1	0	1	4	6	3	1	0	3	28
05 Kee, Martavis.....	g	0	0	0	0	0	0	0	0	0	0	0	0	1	0	0	7
10 Otero, JC.....	g	6	12	2	7	4	5	2	2	10	12	3	18	0	1	3	33
TEAM.....																	
Totals.....																	

	1st	2nd	OT	Tot	FG%	3FG%	FT%	FBR	Paint	P-TO	2nd	Bnch
North Texas	33	44	3	70	36.2	33.3	60.0	8	18	9	11	8
FIU	28	29	13	80	45.5	35.3	82.4	10	30	16	12	26

Officials: David Hall, Curtis Shaw, Mark Whitehead
Attendance: 2,327



SOUTHEASTERN LOUISIANA 61 at NORTH TEXAS 71
The Super Pit • Denton, Texas • 12/22/09

North Texas (7-4, 1-1 SBC)	FG-A	3G-A	FT-A	O	D	T	PF	Pts	A	TO	B	S	Min.				
04 Odufuwa, George.....	f	5	11	0	0	2	2	3	4	7	3	12	3	0	2	2	36
25 Tramiel, Eric.....	f	6	10	0	1	7	9	3	5	8	1	19	0	3	1	0	33
10 White, Josh.....	g	3	5	1	3	6	6	0	1	1	1	13	1	3	0	1	33
14 Thompson, Tristan.....	g	5	10	2	5	0	2	2	2	3	12	0	2	0	1	31	
23 Thomas, Richard.....	g	2	8	0	3	3	3	0	5	5	1	7	1	1	0	1	20
03 Williams, Alzee.....	g	1	3	0	2	2	2	0	0	0	0	4	0	1	0	0	7
20 Mangrum, Collin.....	g	0	1	0	1	0	0	0	0	2	0	0	0	0	0	0	9
21 Shorter, Shannon.....	g	1	3	0	1	0	0	0	3	3	1	2	2	1	0	1	20
30 Holmen, Jacob.....	g	1	2	0	1	0	0	0	1	1	3	2	0	1	1	0	11
TEAM.....																	
Totals.....																	

Lions (7-4, 0-0 SLC)	FG-A	3G-A	FT-A	O	D	T	PF	Pts	A	TO	B	S	Min.				
11 Tibbs, Robert.....	f	3	8	0	0	1	2	5	4	9	1	7	1	3	0	1	37
21 Ndoumba, David.....	f	6	8	0	0	2	5	2	7	9	1	14	0	3	1	0	29
04 Sullivan, Patrick.....	c	7	11	0	1	0	0	2	4	6	4	14	1	2	1	0	24
05 Fortenberry, Brandon.....	g	1	6	1	2	0	0	0	1	1	1	3	4	1	0	0	34
30 Dixon, Gary.....	g	0	1	0	1	0	0	0	0	0	0	0	0	0	0	0	7
01 Hutchin, Trent.....	g	1	6	0	4	2	2	0	0	0	1	4	0	1	0	1	13
02 Jones, Rodney.....	g	0	3	0	1	0	0	0	0	0	0	0	0	0	0	1	10
10 Johnson, Roosevelt.....	g	0	3	0	0	0	0	2	0	2	4	0	0	2	0	0	9
20 Patterson, Deshawn.....	g	0	0	0	0	0	0	0	3	3	5	0	1	3	0	1	16
23 Forest, Damon.....	g	6	18	2	7	5	6	3	2	5	3	19	1	1	0	1	21
TEAM.....																	
Totals.....																	

	1st	2nd	Tot	FG%	3FG%	FT%	Paint	P-TO	2nd	Break	Bench
North Texas	43	28	71	45.3	17.6	83.3	34	15	6	2	8
SLU	29	32	61	37.5	18.8	66.7	34	6	17	2	23

Officials: Troy Raymond, Will Lynde, Jeff Malham
Attendance: 1,319



TEXAS SOUTHERN 69 at NORTH TEXAS 71
The Super Pit • Denton, Texas • 12/28/09

North Texas (8-4, 1-1 SBC)	FG-A	3G-A	FT-A	O	D	T	PF	Pts	A	TO	B	S	Min.				
04 Odufuwa, George.....	f	1	2	0	0	4	4	3	4	7	5	6	0	3	0	0	36
25 Tramiel, Eric.....	f	0	1	0	0	0	0	0	4	1	1	0	0	1	0	0	3
10 White, Josh.....	g	5	9	2	4	0	1	0	4	0	0	12	2	2	0	1	37
14 Thompson, Tristan.....	g	7	14	2	6	5	6	0	4	4	3	21	5	1	0	0	37
20 Mangrum, Collin.....	g	3	6	0	1	3	3	0	3	3	0	9	0	3	0	1	27
03 Williams, Alzee.....	g	0	2	0	1	0	0	0	1	1	1	0	0	1	0	1	5
21 Shorter, Shannon.....	g	2	3	0	0	7	9	0	3	3	11	2	1	0	0	19	
23 Thomas, Richard.....	g	0	1	0	1	0	2	0	2	2	0	0	1	1	0	1	4
30 Holmen, Jacob.....	g	5	7	0	0	2	2	0	2	2	0	12	1	2	0	1	30
42 Spencer, Cameron.....	g	0	0	0	0	0	0	0	0	0	0	0	0	0	0	0	2
TEAM.....																	
Totals.....																	

NORTH TEXAS vs. SOUTH ALABAMA

11-7 OVERALL, 4-4 SUN BELT WEST



NORTH TEXAS 83 at UALR 78
 Jack Stephens Center • Little Rock • 12/31/09

North Texas (9-4, 2-1 SBC)	FG-A	3G-A	FTA	O	D	T	PF	Pts	A	TO	B	S	Min.			
04 Odufuwa, George.....	f...8	9.....0	4.....7	2.....6	8.....4	20.....3	2.....0	1.....31								
10 White, Josh.....	g...3	10.....2	6.....5	6.....0	1.....1	13.....7	4.....0	0.....36								
14 Thompson, Tristan.....	g...9	13.....6	9.....2	3.....2	2.....4	2.....26	2.....3	0.....34								
20 Mangrum, Collin.....	g...1	4.....1	4.....0	0.....2	2.....2	3.....2	0.....0	0.....17								
30 Holmen, Jacob.....	f...5	8.....0	1.....1	0.....2	2.....5	11.....1	1.....0	0.....31								
03 Williams, Alzee.....	0.....2	0.....2	0.....0	0.....0	0.....0	0.....1	0.....1	0.....6								
21 Shorter, Shannon.....	2.....6	0.....1	4.....5	3.....1	4.....2	8.....7	1.....0	0.....30								
23 Thomas, Richard.....	0.....1	0.....1	0.....0	0.....1	1.....0	0.....0	1.....1	0.....6								
42 Spencer, Cameron.....	1.....1	0.....0	0.....0	0.....1	1.....0	2.....0	0.....0	0.....9								
TEAM.....				1.....3	4.....4											
Totals.....	29	54	9	24	16	22	8	19	27	16	83	23	12	2	1	200



NORTH TEXAS 56 at ARKANSAS STATE 71
 Convocation Center • Jonesboro, Ark. • 1/2/10

North Texas (9-5, 2-2 SBC)	FG-A	3G-A	FTA	O	D	T	PF	Pts	A	TO	B	S	Min.			
04 Odufuwa, George.....	f...3	6.....0	0.....4	4.....6	3.....9	3.....10	2.....4	1.....0	31							
30 Holmen, Jacob.....	f...3	7.....1	3.....1	1.....0	3.....3	3.....8	0.....1	0.....24								
10 White, Josh.....	g...3	12.....1	3.....2	3.....2	2.....4	3.....9	5.....2	0.....39								
14 Thompson, Tristan.....	g...5	14.....1	5.....7	8.....3	2.....5	0.....18	2.....3	0.....35								
20 Mangrum, Collin.....	g...0	3.....0	1.....0	0.....0	0.....0	0.....0	1.....0	0.....8								
03 Williams, Alzee.....	0.....3	0.....2	1.....2	0.....0	0.....0	2.....1	1.....2	0.....18								
15 Knox, Ben.....	1.....3	0.....0	0.....0	2.....1	3.....1	2.....0	0.....1	1.....9								
21 Shorter, Shannon.....	3.....6	0.....2	0.....1	0.....4	4.....1	6.....0	2.....0	0.....20								
42 Spencer, Cameron.....	1.....3	0.....0	0.....0	2.....5	7.....0	2.....0	1.....0	0.....16								
TEAM.....				2.....2												
Totals.....	19	57	3	16	15	19	15	22	37	13	56	10	16	2	3	200

UALR (4-10, 0-3 SBC)	FG-A	3G-A	FTA	O	D	T	PF	Pts	A	TO	B	S	Min.			
12 Jackson, Courtney.....	f...3	8.....0	1.....0	0.....3	7.....10	2.....6	0.....5	0.....26								
24 Burton, Wayne.....	f...5	11.....0	0.....2	3.....5	1.....6	4.....12	0.....1	2.....21								
11 Foster, Lionel.....	g...2	4.....0	2.....1	1.....0	2.....2	3.....5	3.....3	0.....25								
21 Garcia-Mendoza, Alex g.....	8.....11	1.....1	4.....5	4.....3	7.....4	21.....2	0.....0	0.....38								
22 Bozeman, Solomon.....	g...4	12.....2	5.....10	12.....1	5.....6	3.....20	5.....4	0.....37								
02 Stewart, Kelson.....	0.....3	0.....1	0.....0	0.....0	0.....0	0.....0	0.....0	0.....5								
20 Mouzy, Matt.....	3.....6	1.....3	0.....0	0.....0	0.....4	7.....1	0.....1	0.....21								
23 Davison, Ricky.....	1.....3	1.....1	0.....0	0.....0	0.....2	3.....3	0.....0	0.....11								
40 Thornton, Montrell.....	2.....2	0.....0	0.....1	0.....3	3.....1	4.....0	1.....1	0.....16								
TEAM.....				2.....2												
Totals.....	28	60	5	14	17	22	15	21	36	23	78	14	14	4	3	200

ASU (7-6, 2-1 SBC)	FG-A	3G-A	FTA	O	D	T	PF	Pts	A	TO	B	S	Min.			
13 Adams, Martavius.....	f...8	12.....0	0.....0	0.....1	7.....8	3.....16	2.....0	0.....32								
15 Peterson, Brandon.....	f...3	8.....0	0.....0	0.....2	4.....6	4.....6	2.....2	3.....19								
01 Reed, Brandon.....	g...10	19.....3	6.....2	3.....1	3.....4	1.....25	2.....4	0.....38								
02 Finn, Trey.....	g...3	8.....2	2.....0	0.....0	6.....6	3.....8	1.....1	0.....33								
12 Allison, Rashad.....	g...5	7.....1	2.....1	2.....1	3.....4	1.....12	6.....2	1.....38								
05 Thomas, Jeremy.....	1.....3	0.....1	0.....0	2.....0	2.....1	2.....2	1.....1	0.....18								
10 Sterrenberg, Adam.....	0.....1	0.....1	2.....4	0.....0	0.....1	2.....2	0.....0	0.....11								
44 Butler, Justin.....	0.....0	0.....0	0.....0	0.....2	2.....3	0.....1	1.....0	0.....11								
TEAM.....				1.....1												
Totals.....	30	58	6	12	5	9	8	25	33	17	71	18	11	5	7	200

	1st	2nd	Tot	FG%	3FG%	FT%	Paint	P-TO	2nd	Break	Bench
North Texas	45	38	83	53.7	37.5	72.7	28	18	8	8	10
UALR	37	41	78	46.7	35.7	77.3	28	18	18	2	14

Officials: Gerry Pollard, Tom Eades, Doug Shows
 Attendance: 3,009

	1st	2nd	Tot	FG%	3FG%	FT%	Paint	P-TO	2nd	Break	Bench
North Texas	22	34	56	33.3	18.8	78.9	26	8	14	0	11
ASU	32	39	71	51.7	50.0	55.6	30	17	15	8	4

Officials: Kevin Mathis, Bret Smith, Steve Pytt
 Attendance: 2,381



NORTH TEXAS 72 at LOUISIANA-LAFAYETTE 74
 The Cajun Dome • Lafayette, La. • 1/7/10

North Texas (9-6, 2-3 SBC)	FG-A	3G-A	FTA	O	D	T	PF	Pts	A	TO	B	S	Min.			
04 Odufuwa, George.....	f...5	9.....0	0.....5	7.....4	8.....12	3.....15	0.....0	2.....1	0.....37							
30 Holmen, Jacob.....	f...1	4.....0	2.....2	2.....0	0.....0	0.....4	0.....1	0.....13								
10 White, Josh.....	g...4	11.....3	4.....3	4.....2	1.....3	4.....14	4.....6	0.....39								
14 Thompson, Tristan.....	g...1	4.....0	1.....9	11.....0	2.....2	3.....11	0.....5	0.....35								
21 Shorter, Shannon.....	g...5	9.....0	0.....4	6.....4	4.....8	3.....14	2.....2	0.....31								
03 Williams, Alzee.....	0.....0	0.....0	0.....0	0.....0	0.....0	1.....0	0.....0	0.....4								
15 Knox, Ben.....	0.....0	0.....0	0.....0	1.....0	1.....3	0.....1	1.....0	0.....7								
20 Mangrum, Collin.....	0.....1	0.....0	0.....0	0.....0	0.....1	0.....0	1.....0	0.....2								
23 Thomas, Richard.....	5.....8	1.....3	3.....4	0.....2	2.....4	14.....3	2.....0	0.....30								
42 Spencer, Cameron.....	0.....0	0.....0	0.....0	1.....0	1.....0	0.....0	1.....0	0.....2								
TEAM.....				2.....2	4.....4											
Totals.....	21	46	4	10	26	34	14	19	33	22	72	10	22	1	0	200



NEW ORLEANS 57 at NORTH TEXAS 71
 The Super Pit • Denton, Texas • 1/9/10

North Texas (10-6, 3-3 SBC)	FG-A	3G-A	FTA	O	D	T	PF	Pts	A	TO	B	S	Min.			
04 Odufuwa, George.....	f...4	7.....0	0.....1	4.....3	6.....9	4.....9	1.....2	0.....18								
30 Holmen, Jacob.....	f...0	6.....0	0.....1	2.....3	3.....6	2.....9	1.....3	0.....24								
10 White, Josh.....	g...5	12.....2	5.....9	11.....0	0.....0	1.....21	4.....1	0.....35								
21 Shorter, Shannon.....	g...3	7.....0	1.....1	1.....2	3.....5	2.....7	1.....3	1.....32								
23 Thomas, Richard.....	g...3	7.....1	3.....0	2.....0	5.....5	2.....7	0.....1	1.....25								
03 Williams, Alzee.....	0.....1	0.....1	1.....2	2.....0	1.....1	0.....1	0.....0	0.....5								
11 Matlock, Antwone.....	0.....0	0.....0	0.....0	0.....0	0.....0	1.....0	0.....0	0.....1								
12 Goff, Nick.....	0.....0	0.....0	0.....0	0.....0	0.....0	0.....0	0.....0	0.....1								
14 Thompson, Tristan.....	6.....9	3.....5	3.....4	1.....2	3.....1	18.....2	0.....0	0.....23								
15 Knox, Ben.....	0.....1	0.....0	0.....0	0.....2	2.....0	1.....0	0.....0	0.....14								
20 Mangrum, Collin.....	2.....4	1.....3	0.....0	0.....1	1.....5	0.....2	0.....1	0.....12								
42 Spencer, Cameron.....	1.....1	0.....0	0.....0	1.....3	4.....2	2.....0	0.....1	0.....10								
TEAM.....				1.....1												
Totals.....	24	55	7	18	16	26	11	26	37	16	71	9	12	3	6	200

ULL (5-10, 2-2 SBC)	FG-A	3G-A	FTA	O	D	T	PF	Pts	A	TO	B	S	Min.			
01 Johnson, Tyren.....	f...9	16.....1	2.....1	3.....3	4.....5	20.....3	3.....3	2.....36								
33 Gradnigo, Chris.....	f...6	16.....1	3.....5	6.....2	0.....2	2.....18	1.....1	1.....37								
00 Batiste, Colby.....	c...0	0.....0	0.....0	0.....4	4.....5	0.....0	2.....0	1.....19								
02 Daigle, Randell.....	g...3	3.....2	2.....6	8.....0	1.....1	0.....14	1.....2	0.....26								
22 Andrews, Raymone.....	g...2	4.....0	0.....1	2.....2	0.....2	5.....2	0.....0	0.....24								
03 Bureau, Travis.....	2.....3	0.....1	0.....0	0.....0	0.....2	4.....1	1.....1	1.....16								
04 Roberson, Lamar.....	1.....1	0.....0	0.....0	0.....0	0.....2	2.....1	1.....1	0.....8								
05 Dison, Brandon.....	0.....1	0.....0	2.....2	0.....0	0.....0	2.....0	0.....0	0.....14								
12 Lago, Willie.....	0.....1	0.....1	0.....0	0.....0	0.....0	0.....0	0.....0	0.....4								
20 Wallace, Courtney.....	2.....3	0.....0	2.....2	0.....1	1.....3	6.....0	0.....0	0.....11								
44 Mitchell, Javan.....	1.....1	0.....0	1.....2	1.....2	3.....1	3.....0	0.....0	0.....5								
55 McCoy, Ryan.....	0.....2	0.....0	0.....0	0.....1	1.....3	0.....2	1.....0	0.....10								
TEAM.....				1.....2	3.....3											
Totals.....	26	51	4	9	18	25	7	14	21	25	74	11	11	7	10	200

UNO (6-11, 1-5 SBC)	FG-A	3G-A	FTA	O	D	T	PF	Pts</
---------------------	------	------	-----	---	---	---	----	-------

NORTH TEXAS vs. SOUTH ALABAMA

11-7 OVERALL, 4-4 SUN BELT WEST



NORTH TEXAS 75 at TROY 72
Trojan Arena • Troy, Ala. • 1/14/10

North Texas (11-6, 4-3 SBC)	FG-A	3G-A	FT-A	O	D	T	PF	Pts	A	TO	B	S	Min.				
04 Odufuwa, George.....	f	2	5	0	0	3	4	3	6	9	2	7	3	0	0	0	25
30 Holmen, Jacob.....	f	6	12	0	0	0	0	2	1	3	0	12	1	2	0	1	28
10 White, Josh.....	g	6	11	4	8	2	2	1	2	3	1	18	2	6	0	1	32
21 Shorter, Shannon.....	g	1	1	0	0	2	2	1	2	3	3	4	4	2	1	1	24
23 Thomas, Richard.....	g	0	4	0	2	0	0	1	2	3	2	0	3	1	1	0	22
03 Williams, Alzee.....	0	0	0	0	0	0	0	0	0	0	0	0	0	0	0	0	3
14 Thompson, Tristan.....	4	12	3	7	10	11	1	3	4	1	21	1	0	0	0	3	32
15 Knox, Ben.....	1	2	0	0	0	0	2	1	3	0	2	0	0	0	0	0	3
20 Mangrum, Collin.....	0	2	0	2	0	0	0	1	1	0	0	0	0	0	0	1	4
25 Tramiel, Eric.....	5	10	0	0	1	2	0	2	2	5	11	1	1	1	0	0	18
42 Spencer, Cameron.....	0	0	0	0	0	0	1	2	3	0	0	0	0	1	0	0	10
TEAM.....								1	3	4							7
Totals.....		25	59	7	19	18	21	13	25	38	14	75	15	13	2	7	200

Troy (9-8, 4-2 SBC)	FG-A	3G-A	FT-A	O	D	T	PF	Pts	A	TO	B	S	Min.				
20 Jones, Antywan.....	f	5	10	2	5	0	1	4	2	6	1	12	0	2	4	0	27
35 Coleman, Yamene.....	c	6	11	0	0	2	2	4	2	6	2	14	0	0	0	1	27
14 Hazzard, Brandon.....	g	5	14	2	6	1	1	0	2	2	2	13	2	4	0	0	33
24 Vogler, Michael.....	g	6	9	0	2	0	1	0	1	1	4	12	3	1	1	6	30
33 Delk, Richard.....	g	4	10	0	3	0	0	0	5	5	5	8	3	4	0	2	33
02 Taylor, Vernon.....	5	11	1	2	0	2	2	3	5	1	11	1	0	0	0	0	25
03 Patsatsia, Levan.....	1	3	0	1	0	0	1	1	2	2	2	1	0	1	0	12	
21 Toombs, Bernard.....	0	2	0	0	0	0	1	4	5	2	0	0	2	1	0	13	
TEAM.....								3	3	6							7
Totals.....		32	70	5	19	3	7	15	23	38	19	72	10	13	7	9	200

	1st	2nd	Tot	FG%	3FG%	FT%	Paint	P-TO	2nd	Break	Bench
North Texas	33	26	75	42.4	36.8	85.7	32	8	13	2	34
Troy	26	46	72	45.7	26.3	42.9	48	17	16	12	13

Officials: Terry Moore, J.B. Caldwell, Byron Evans
Attendance: 1,915



ARKANSAS STATE 83 at NORTH TEXAS 70
The Super Pit • Denton, Texas • 1/16/10

North Texas (11-7, 4-4 SBC)	FG-A	3G-A	FT-A	O	D	T	PF	Pts	A	TO	B	S	Min.				
04 Odufuwa, George.....	f	6	7	0	0	4	4	2	10	12	5	16	4	4	0	2	33
30 Holmen, Jacob.....	f	2	6	0	1	3	4	1	0	1	4	7	0	1	0	0	20
10 White, Josh.....	g	2	7	1	4	0	0	0	2	2	0	5	2	2	0	1	33
21 Shorter, Shannon.....	g	2	6	0	0	6	6	5	1	6	2	10	2	1	0	0	32
23 Thomas, Richard.....	g	1	5	1	4	0	2	0	1	1	1	3	0	2	0	1	13
03 Williams, Alzee.....	0	2	0	1	1	2	1	0	1	0	1	0	1	0	0	7	
14 Thompson, Tristan.....	3	13	1	5	7	7	1	0	1	2	14	3	1	0	1	35	
15 Knox, Ben.....	1	1	0	0	0	0	0	0	0	0	0	2	0	0	1	7	
25 Tramiel, Eric.....	5	7	0	0	2	5	1	1	2	3	12	1	1	0	1	20	
TEAM.....								2	2	4							7
Totals.....		22	54	3	15	23	30	13	17	30	17	70	12	13	1	7	200

ASU (10-7, 5-1 SBC)	FG-A	3G-A	FT-A	O	D	T	PF	Pts	A	TO	B	S	Min.				
15 Peterson, Brandon.....	f	2	3	0	0	2	2	0	2	2	4	6	1	0	1	0	14
13 Adams, Martavius.....	c	5	9	0	0	2	3	2	6	8	3	12	2	4	1	1	33
01 Reed, Brandon.....	g	7	13	3	5	1	3	0	2	2	0	18	3	2	0	2	38
02 Finn, Trey.....	g	3	6	0	1	2	2	0	4	4	3	8	1	3	1	1	32
12 Allison, Rashad.....	g	3	5	0	0	2	2	0	4	4	4	8	2	1	0	0	20
03 Bryant, Daniel.....	4	5	3	3	2	2	0	0	0	0	1	13	1	0	0	2	19
05 Thomas, Jeremy.....	8	12	0	0	0	1	4	4	8	5	16	0	2	1	1	27	
10 Sterrenberg, Adam.....	0	1	0	0	0	0	0	0	0	0	0	0	1	1	0	0	11
44 Butler, Justin.....	0	0	0	0	2	2	0	0	0	4	2	0	1	1	0	6	
TEAM.....								2	1	3							7
Totals.....		32	54	6	9	13	17	8	23	31	24	83	11	15	5	7	200

	1st	2nd	Tot	FG%	3FG%	FT%	Paint	P-TO	2nd	Break	Bench
North Texas	32	38	70	40.7	20.0	76.7	32	20	16	2	29
ASU	38	45	83	59.3	66.7	76.5	40	14	8	8	31

Officials: Kyle Ingram, Troy Raymond, James Durham
Attendance: 3,117