



NORTH TEXAS BASKETBALL

Stephen Howard, Asst. Director Media Relations
Office: 940.369.8548 • Cell: 817.793.5199
stephen.howard@unt.edu • meangreensports.com

2009-10 SCHEDULE

NOVEMBER

13	Cameron	W 80-62
18	at UT Arlington	W 101-99 (2OT)
21	at Oklahoma State	L 82-68
24	Jackson State	W 68-58
28	at Boise State	L 79-73

DECEMBER

2	Univ. of the Southwest	W 91-62
5	at Rice	W 64-62
7	at Texas A&M	L 75-65
13	ULM*	W 79-62
20	Florida International*	L 80-70 (OT)
22	Southeastern Louisiana	W 71-61
28	Texas Southern	W 71-69
31	at UALR*	W 83-78

JANUARY

2	at Arkansas State*	L 71-56
7	at Louisiana-Lafayette*	L 74-72
9	New Orleans*	W 71-57
14	at Troy*	7 p.m.
16	Arkansas State*	7 p.m.
21	South Alabama*	7 p.m.
28	at Western Kentucky*	7 p.m.
30	at Middle Tennessee*	7 p.m.

FEBRUARY

4	Florida Atlantic*	7 p.m.
6	at Florida International*	1 p.m.
11	at New Orleans*	7 p.m.
13	Denver*	7 p.m.
15	at Houston Baptist	6 p.m.
20	UALR*	3 p.m.
25	Louisiana-Lafayette*	7 p.m.
27	at ULM*	1 p.m.

MARCH

6-9	Sun Belt Tournament%	TBA
-----	----------------------	-----

% Tournament held in Hot Springs, Ark.

* Sun Belt Conference Game

All times Central

HOT SHOOTING CLUBS FACE OFF IN ALABAMA



at TROY TROJANS (9-7, 4-1 Sun Belt)

Thursday, Jan. 14, 2009 • 7:00 p.m. CST

Trojan Arena (4,000) • Troy, Ala.

TV: None

Radio: KNTU (88.1-FM Denton), KWRD (100.7-FM DFW)

Hank Dickenson (PBP); Steven Bartolotta (Analyst)

Webcast & Live Stats: trojtrojans.com

Series: NT leads 4-2 • Troy won 77-69 on Jan. 29, 2009

On Tap

North Texas snapped a two-game skid with a 71-57 thumping of New Orleans on Saturday afternoon. Josh White paved the way with 21 points as the Mean Green led by as much as 20 points with three minutes remaining. Now, North Texas heads to Troy, Ala., where two of the Sun Belt's top three offenses will face off.

Quick Hitters

- With his 21-point performance against New Orleans on Saturday, Josh White became just the 18th player in North Texas history to record 1,000 career points. A junior, White needed just 77 games to reach the milestone, giving him a career average of 13.1 points.

- NT and Troy have only met six times in their brief history, but the Mean Green leads the series 4-2. These two teams first met in January of 2006, with NT taking the first three. North Texas and Troy have split a pair of games in Troy, Ala.

TROY TROJANS probable starters

Pos	No	Name	Ht	Wt	Yr	Hometown	Pts / Reb / Other
G	24	Michael Vogler	6-1	180	Sr.	Lynn Haven, Fla.	11.6 / 3.6 / 5.8 apg
G	14	Brandon Hazzard	6-2	195	Sr.	Atlanta, Ga.	19.0 / 1.5 / 44.8 3fg%
G	33	Richard Delk	6-4	191	Sr.	Jackson, Tenn.	13.2 / 4.9 / 50.3 fg%
F	20	Antywan Jones	6-6	190	Sr.	Clarksdale, Miss.	8.7 / 5.0 / 51.4 3fg%
C	35	Yamene Coleman	6-9	230	Sr.	Boykin, Ala.	10.1 / 7.7 / 58.7 fg%

NORTH TEXAS MEAN GREEN probable starters

Pos	No	Name	Ht	Wt	Yr	Pts	Pts / Reb / Other
G	10	Josh White	5-10	175	Jr.	Baton Rouge, La.	15.3 / 2.3 / 4.3 apg
G	21	Shannon Shorter	6-4	200	Jr.	Houston	5.8 / 3.6 / 1.8 apg
G	23	Richard Thomas	6-5	190	Jr.	Rosedale, N.Y.	6.7 / 2.5 / 31.9 3fg%
F	30	Jacob Holmen	6-8	220	Fr.	Whitehouse, Texas	6.2 / 2.8 / 81.8 ft%
F	4	George Odufwa	6-8	240	Jr.	Dallas	10.8 / 9.6 / 1.2 bpg

NORTH TEXAS off the bench

Pos	No	Name	Ht	Wt	Yr	Pts	Pts / Reb / Other
G	1	Dominique Johnson	5-10	162	Sr.	Kansas City, Mo.	6.8 / 1.8 / 2.3 apg
G	3	Alzee Williams	6-4	168	Fr.	Dallas	1.3 / 0.7 / 4 steals
G	11	Antwone Matlock	6-1	177	Sr.	Dallas	0 / 0.3 / 6 minutes
G	12	Nick Goff	6-4	180	Fr.	Columbus, Ohio.	1.3 / 0.7 / 1-2 fg
G	14	Tristan Thompson	6-5	190	Jr.	Angleton, Texas	12.9 / 3.3 / 46.2 3fg%
C	15	Ben Knox	6-10	221	Fr.	Arlington, Texas	0.7 / 1.1 / 3-6 fg
G	20	Collin Mangrum	6-4	190	Jr.	Howe, Texas	4.5 / 1.0 / 85.7 ft%
F	25	Eric Tramiel	6-7	230	Sr.	Shreveport, La.	11.2 / 4.9 / 50.6 fg%
F	32	Jamie Egenti	6-8	265	Jr.	Watauga, Texas	-
G	33	Tyler Hall	6-2	175	So.	Pampa, Texas	2.0 / 0 / 1-2 fg
F	42	Cameron Spencer	6-8	264	Jr.	Orange, Texas	1.4 / 2.4 / 52.9 fg%

ATHLETIC MEDIA RELATIONS

Eric Capper - Asst. AD/Media Relations
940-565-2476 • eric.capper@unt.edu

Stephen Howard - Asst. Director (MBB)
940-369-8548 • 817-793-5199 (cell)
stephen.howard@unt.edu

Media Information

Credentials

Working press credentials can be requested by contacting Stephen Howard (940-369-8548). Full-season and single-game passes will be mailed whenever possible. If not, they will be left at the Will Call table located at Gate C in the Super Pit.

Player Interviews

All interviews with North Texas players must be arranged through the Media Relations Office. Please contact Stephen Howard.

Johnny Jones Interviews

All interviews with North Texas head coach Johnny Jones must be arranged through the Media Relations Office. Please contact Stephen Howard.

Post-Game Interviews

The Mean Green locker room is closed after home games. Coach Jones and requested players will be available for interviews in the media room in the Super Pit after a brief cooling off period.

Practice Coverage

North Texas basketball practice is open to the media. Practice times are usually scheduled for 3:30-6 p.m. Players and coaches are available for interviews following each practice, on a prearranged basis through the athletic media relations office.

Quick Facts

Location: Denton, Texas
Founded: 1890
Enrollment: 36,206
Nickname: Mean Green
Colors: Green and White
Home Arena: The Super Pit (10,500)
Affiliation: Division I
Conference: Sun Belt
Head Coach: Johnny Jones (9th Year)
Record at North Texas: 136-118
Overall Record: 151-134
Program All-Time Record: 1,009-1,166-1

White Nets 1,000 - With his 21-point performance against New Orleans on Saturday, Josh White became just the 18th player in North Texas history to record 1,000 career points. The All-Sun Belt performer hit 5-of-12 shots and 9-of-11 free throws against the Privateers, and now sits in 17th place in school history with 1,010 points. A junior, White needed just 77 games to reach the milestone, giving him a career average of 13.1 points per game. With that average, White could challenge the top four scorers in school history by the end of his senior season.

Texas Ten-Step - The state of Texas contains 21 NCAA Division I programs, and NT is one of just eight to have already amassed 10 wins this year (four of the eight teams are members of the Big XII). NT is 3-1 against teams from the Lone Star State so far this year, and will have another chance against Houston Baptist in Feb. Only two other Sun Belt teams have reached 10 wins (Denver & South Alabama).

Sun Belt Specialist - In conference games, Tristan Thompson ranks second in the Sun Belt in scoring with an average of 20.0 points per contest. The junior ranks third in 3-pointers made in Sun Belt games, and leads the league in 3-point shooting with a 57.1 percent mark. Thompson has amassed 764 career points, which means he is only 80 points away from joining Josh White in the top 30 scorers in program history.

Thompson vs. Sun Belt

Year	Pts	FG	FG%	3FG	3FG%
07-08	5.0	26-61	41.0	7-27	25.9
08-09	12.5	66-147	44.9	23-51	45.1
09-10	20.0	36-67	53.7	20-35	57.1
Career	10.5	127-275	46.2	50-113	44.2

Double-Double Odufuwa - The list of NT players that have averaged a double-double for a full season reads like a list of the program's all-time greats. George Odufuwa, who is averaging 10.8 points and a Sun Belt best 9.6 rebounds per game, could become just the 13th player in school history to reach that feat. The last NT player to average a double-double was Jesse Ratliff in 1993. Ratliff averaged 23.1 points and 10.3 rebounds per game, and still ranks third in career scoring. Jim Mudd in 1960 had perhaps the greatest season in NT history with 25.2 points and 11.4 rebounds per game - and he did it with six games against top 20 opponents in Missouri Valley Conference play.

INSIDE THE GAME

- North Texas and Troy have only met six times in their brief history, but the Mean Green leads the series 4-2. These two teams first met in January of 2006, with NT taking the first three games. North Texas and Troy have split a pair of games in Troy, Ala.

- North Texas' last two wins in the series have been by a wide margin - 41 and 26 points. The Mean Green set the school record for the largest win over a Division I opponent with the 41 point blowout in 2007. The next season, North Texas knocked off the Trojans 90-64 at the Super Pit. The common factors - NT held Troy to a combined 29.4 percent shooting and posted an 88-22 edge in points in the paint.

- Brandon Hazzard leads a potent Trojan offense that ranks 23rd in the country at 80.5 points per game. The senior All-Sun Belt selection leads the league with 19.0 points per game on 44.8 percent shooting from 3-point. As a team, Troy is one of the country's most efficient offenses, ranking 16th in field goal percentage (49.4) and 14th in 3-point percentage (40.8).

- Troy responded to an 83-69 loss at Florida Atlantic with a hot-shooting 84-68 win at Florida International on Saturday night. The Trojans, led by Brandon Hazzard's 29 points, shot 57.7 percent from the floor and hit 13-of-23 (56.5 percent) from 3-point. Hazzard posted six of those 3-pointers himself, and Richard Delk wasn't far behind with five 3-pointers and 17 points. Michael Vogler, who ranks in the NCAA top 25 in assists, posted a game-high eight dimes.

- Last time vs Troy: Eric Tramiel scored a team-high 19 points and George Odufuwa snagged a then career-high 18 rebounds, but it wasn't enough to overcome a late run by Troy, falling 77-69 on Jan. 29, 2009 at the Super Pit. Down 4 points with 4 minutes remaining, Troy went on a 14-2 run to close the game. Brandon Hazzard scored a game-high 23 points. Odufuwa's 18 boards were the most by a Sun Belt player in '08-09.

TALE OF THE TAPE

Mean Green	Trojans
73.9.....	PPG.....
80.5.....	80.5.....
+3.3.....	Margin.....
+4.4.....	
45.1.....	FG%.....
49.4.....	49.4.....
33.6.....	3PT%.....
40.8.....	40.8.....
72.1.....	FT%.....
66.1.....	66.1.....
+0.9.....	Rebound Margin.....
+1.9.....	
12.2.....	Asst. Avg.....
14.0.....	14.0.....
15.0.....	TO Avg.....
13.3.....	13.3.....
4.3.....	Steals Avg.....
7.8.....	7.8.....
3.1.....	Blocks Avg.....
3.6.....	3.6.....

SUN BELT CONFERENCE

WEST DIVISION (through 1/11)

Team	Conf.	Overall
Denver	5 1 .833	12 5 .706
Arkansas State	4 1 .800	9 7 .563
North Texas	3 3 .500	10 6 .625
UL-Lafayette	2 2 .500	5 10 .333
ULM	1 5 .167	6 11 .353
New Orleans	1 5 .167	6 11 .353
UALR	0 5 .000	4 12 .250

EAST DIVISION

Team	Conf.	Overall
Troy	4 1 .800	9 7 .563
Middle Tennessee	3 1 .750	8 8 .500
Western Kentucky	2 1 .667	9 5 .643
South Alabama	3 2 .600	11 6 .647
Florida Atlantic	3 2 .600	7 9 .438
Florida Intl.	2 4 .333	5 14 .263

TODAY IN THE SUN BELT

January 14th

UALR at New Orleans.....	7:00 PM
Florida Atlantic at WKU.....	7:00 PM
FIU at Middle Tennessee.....	7:00 PM
South Alabama at ULM.....	7:00 PM
North Texas at Troy.....	7:00 PM
Denver at Louisiana-Lafayette.....	7:05 PM

NORTH TEXAS SBC RANKINGS (AS OF 1/11)

Stat	NT	Rank	Leader
Scoring Off.....	74.8	3	Troy (80.5)
Scoring Def.....	70.7	7	MTSU (65.2)
Scoring Margin.....	+3.2	T3	Troy (+4.4)
Free Throw Pct.....	72.1	4	MTSU (75.3)
FG Pct.....	45.1	3	DU (52.7)
FG Pct. Def.....	43.6	7	USA (39.9)
3-FG Pct.....	33.6	10	Troy (40.8)
3-FG Pct. Def.....	31.7	3	ASU (27.7)
Rebound Off.....	35.6	5	FAU (38.4)
Rebound Def.....	34.9	6	DU (29.9)
Reb. Margin.....	+0.8	6	MTSU (+3.4)
Blocked Shots.....	3.1	7	FAU (5.1)
Assists.....	12.2	8	DU (15.6)
Steals.....	4.3	13	FIU (8.1)
TO Margin.....	-1.8	11	FAU (+2.2)
A/TO Ratio.....	0.8	9	DU (1.3)
Off. Rebounds.....	10.9	9	FAU (13.7)
Def. Rebounds.....	24.7	T2	ASU (26.3)
Def. Rebound %.....	67.5	5	MTSU (72.6)
Off. Rebound %.....	32.2	9	ULM (37.7)
3-FG's Made.....	6.1	6	Troy (7.9)

INDIVIDUAL SBC RANKINGS (AS OF 1/11)

NT Player	Stat	Number	Rank
White	Minutes	36.2	2
	Assist	4.3	4
	3FG%	46.3	6
	PPG	15.3	8
	A/TO	1.4	8
	3FGM	1.9	9
	FT%	80.0	10
Odufuwa	Rebound	9.6	1
	D-Reb	6.3	1
	O-Reb	3.4	2
	FG%	57.0	6
	Blocks	1.2	8
Thompson	3FG%	46.2	8
	3FGM	1.9	T10

Take It To The Bank - A halftime lead has been a sure thing for North Texas this year. The Mean Green is 9-0 so far this season when heading into the break with a lead.

All Alone In Second - Johnny Jones stands alone in second place in North Texas career wins after the 83-78 win over UALR on New Year's Eve. Jones' 135th win passes Hall-of-Famer Bill Blakeley for second in program history. Blakeley, who compiled a 134-85 mark from 1976-83, also coached the Dallas Chaparrals before they became the San Antonio Spurs. Only one other NT coach has coached more games than Jones - Pete Shands (482 games in 22 years).

North Texas Coaching Wins

1. Pete Shands224..... 22
3. **Johnny Jones136..... 9th**
3. Bill Blakeley134..... 8

Double-Digit Dealer - Josh White is working his way up the program's scoring charts, and now has 52 career double-digit scoring games to his credit. The junior posted 22 double-digit games as a freshman, 17 last year, and already has 13 through 16 games this year. It only took White 75 career games to reach his 50th double-digit scoring effort.

Dean Of The Sun Belt - No other current coach has been apart of more Sun Belt games than North Texas' Johnny Jones. In his ninth season with the Mean Green, Jones has coached 135 Sun Belt Conference games, and 285 games overall. In the league, only Troy's Don Maestri has been at his program longer than Jones has coached at NT.

Happy Holidays - North Texas was 6-2 (75 percent) in the month of December this season, which was the fifth best December in the 92 year history of Mean Green basketball. Over the last five years, North Texas was 26-10 (72.2 percent) in December.

Winningest Decembers In NT History

- | | | |
|----------------|------------|-------------|
| 1. 1975 | 8-1 | 88.9 |
| 2. 1952 | 7-1 | 87.5 |
| 3. 2006 | 6-1 | 85.7 |
| 4. 1976 | 6-1 | 85.7 |
| 5. 2009 | 6-2 | 75.0 |
| 6. 2007 | 5-2 | 71.4 |

Pressure Pit - The Mean Green has made the Super Pit one of the nation's toughest places to play. NT won a school-record 15 home games in 2007-08, and has won 57 games at the Super Pit over the last five years - the most in any period in school history. As a matter of fact, no other team in the Sun Belt has won more home games since 2006-07 than the Mean Green.

SBC At Home Since 2006-07 (as of 1/8)

Team	Home Wins
North Texas	47
South Alabama.....	44
Western Kentucky	43

Johnson Injured - North Texas will unfortunately be without the services of Dominique Johnson for the remainder of the year. The senior led the squad with 120 assists in 2008-09, but broke a bone in his ankle in the second half of the Rice game. Johnson had played in just four games this year due to a preseason shoulder injury.

NORTH TEXAS ROSTER

NO	NAME	POS	HT	WT	YR	HOMETOWN (LAST SCHOOL)
1	Dominique Johnson	G	5-10	162	Sr.	Kansas City, MO (Arkansas-Fort Smith)
3	Alzee Williams	G	6-4	168	Fr.	Dallas, TX (Miss. Elite Christian Academy)
4	George Odufuwa	F	6-8	240	Jr.	Dallas, TX (Arizona State)
10	Josh White	G	5-10	175	Jr.	Baton Rouge, LA (Christian Life Academy)
11	Antwone Matlock	G	6-1	177	Sr.	Dallas, Texas (Trinidad State)
12	Nick Goff	G	6-4	180	Fr.	Columbus, Ohio (St Francis DeSales)
14	Tristan Thompson	G	6-5	190	Jr.	Angleton, TX (Brewster Academy)
15	Ben Knox	C	6-10	221	RFr.	Arlington, TX (Grace Prep Academy)
20	Collin Mangrum	G	6-5	190	Jr.	Howe, TX (Howe HS)
21	Shannon Shorter	G	6-4	200	Jr.	Houston, TX (Paris JC)
23	Richard Thomas	G	6-5	190	Jr.	Rosedale, NY (Garden City CC)
24	Kedrick Hogans *	F	6-7	215	Jr.	New Orleans, LA (Karr HS)
25	Eric Tramiel	F	6-7	230	Sr.	Shreveport, LA (Paris JC)
30	Jacob Holmen	F	6-8	220	Fr.	Whitehouse, TX (Whitehouse HS)
32	Jamie Egenti	F	6-8	265	Jr.	Watauga, TX (North Lakes College)
32	Tyler Hall	G	6-2	175	So.	Pampa, TX (Pampa HS)
42	Cameron Spencer	F	6-8	274	Jr.	Orange, TX (Southern Methodist)

* Expected to redshirt the 2009-10 season

Head Coach: Johnny Jones (9th season)
Assistant Coaches: Shawn Forrest, Bill Foy, Charlie Leonard

PRONUNCIATION GUIDE

- 3 Alzee (Al-Z)
- 4 Odufuwa (OH-doo-foo-WAH)
- 11 Antwone (Ann-Twah-N)
- 25 Tramiel (Truh-Meal)

NORTH TEXAS VS THE NCAA

Category	Rank	Stat
Scoring	91	73.9
Scoring Def	222	70.7
Margin	138	3.3
FG%	107	45.1
FG% Def	204	43.6
3FG	180	6.1
3-FG %	180	33.6
3-FG Def	80	31.7
FT %	70	72.1
Reb. Margin	177	0.9
Assists	236	12.2
A/TO	244	0.81
Blocks	192	3.1
Steals	330	4.3
Turnovers	220	15.0
TO Margin	273	-1.8
Fouls	109	17.6

NT IN TOP 250 INDIVIDUAL STATS

NT Player	Stat	Number	Rank
J. White	PPG	15.3	213
	3FGM	1.9	241
	FT%	80.0	163
	APG	4.3	115
T. Thompson	FT%	77.6	227
G. Odufuwa	RPG	9.6	31
	Blocks	1.2	205

SUN BELT PRESEASON ALL-CONFERENCE TEAMS

First Team

Desmond Yates, Middle Tennessee
 Nate Rohnert, Denver
Eric Tramiel, North Texas
 Brandon Hazzard, Troy
 A.J. Slaughter

Second Team

Chris Gradnigo, Louisiana-Lafayette
Josh White, North Texas
 Richard Delk, Troy
 Sergio Kersch, WKU
 Steffphon Pettigrew, WKU

Third Team

Donald Boone, Arkansas State
 Tony Hooper, Louisiana-Monroe
 Malcolm Thomas, Louisiana-Monroe
 Michael Vogler, Troy
 Jeremy Evans, WKU

SUN BELT PRESEASON COACHES' POLL

East Division

1. Western Kentucky77 (12)
2. Troy62 (1)
3. Middle Tennessee.....53
4. South Alabama40
5. Florida Atlantic.....21
6. Florida International.....20

West Division

1. North Texas.....85 (9)
2. Denver.....73 (1)
3. Louisiana-Lafayette.....56 (1)
4. UALR53 (1)
5. ULM45 (1)
6. Arkansas State36
7. New Orleans.....17

Eighty Or Bust - One of the highest scoring teams in the nation, North Texas is deadly when it reaches 80 points. The Mean Green ranked 31st in the nation with 77.3 points per game last year, and is 69-16 all-time under Johnny Jones when scoring 80 or more.

Spreading The Wealth - The Mean Green is 93rd in the country in scoring with 73.9 points per game, but is once again doing it with a multi-faceted attack. Ten different North Texas players are averaging 9.5 minutes or more, and eight players are averaging more than five points per game. NT as a team ranked 32nd in the NCAA in scoring last year despite not having a player in the national top 500 in individual scoring.

Best In The West- North Texas was tabbed as the favorite in the Sun Belt West Division in every major preseason publication, as well as the league's coaches in the SBC's annual Preseason Poll. NT was picked alone atop the West Division for the first time since joining the league in 2000. The Mean Green garnered the top spot with a league-high 85 points, and nine first place votes. NT was picked in a tie with UALR for the West's top spot in last year's poll.

Mean Green 20/20/20 - NT finished last season with a 20-12 mark, giving the program back-to-back-to-back 20-win seasons for the first time since 1976-78. NT is one of only three teams in the Sun Belt (South Alabama & Western Kentucky) and three in the state of Texas (Texas & Texas A&M) to win at least 20 games in each of the last three years. The Mean Green had won a total of 20 games in the four years prior to Johnny Jones' arrival.

Lighting Up The Scoreboard - Johnny Jones and NT play up-tempo basketball, and the results speak for themselves. North

Texas has ranked no lower than 34th in the NCAA in scoring in each of the last four seasons. Last year, NT ranked 31st in the country with an average of 77.3 points per game.

Year	Points/Gm	NCAA Rank
08-09	77.3	31st
07-08	76.9	34th
06-07	77.0	33rd
05-06	76.6	32nd

Air Time - The Mean Green is slated to appear on television 17 times in the 2009-10 regular season, including a four-pack of nationally televised games. North Texas will appear on FSN-Southwest in its Big XII showdowns with Oklahoma State and Texas A&M on Nov. 21 and Dec. 7. The Sun Belt Network will air the Mean Green's games against UALR on Feb. 20 and ULM on Feb. 27. Every North Texas home game can be seen locally in Denton on NTTV. The Mean Green will have additional chances for televised games at the Sun Belt Conference Tournament.

Deadly From Downtown - One of the all-time great three-point shooting programs, North Texas has now hit a three-pointer in each game dating back to the 1987-88 season - a span of 618 games.

92nd Season - North Texas is playing its 92nd season of basketball, compiling an all-time record of 1,009-1,166-1. North Texas State Normal College, as the school was known in 1917, played its first basketball game on January 17 in a 25-23 loss at home to SMU. Since then, North Texas has hauled in 16 conference titles (14 regular season and two tournament championships) and three postseason appearances (NCAA in 1988, 2007 and NAIA in 1943).

MEAN GREEN RADIO & TV

Every North Texas game will be carried on the Mean Green Radio Network. NT graduate and 1310 The Ticket (KTCK-AM) personality George Dunham will handle the play-by-play duties, with Deputy Athletic Director Hank Dickenson providing analysis. All MGRN broadcasts can be heard in Denton on 88.1 KNTU-FM, in the DFW area on 100.7 KWRD-FM and in Tyler/Longview on 100.7 KPXI-FM.



Each week you can watch the Mean Green Insider TXA-21, Fox College Sports Central, NTTV and on-demand at MeanGreenSports.com. The 30-minute show will feature North Texas head coach Johnny Jones along with special features on Mean Green players. The Mean Green Insider can be seen on TXA-21 at 6 a.m. on Saturday's, Fox College Sports Central on Fridays at 6 p.m., on NTTV, channel 22 in Denton every Wednesday.

NORTH TEXAS' RECORD WHEN

Overall	10-6
Home.....	7-1
Road	3-5
Neutral.....	0-0
Leading at half.....	9-0
Trailing at half.....	1-6
Tied at half	0-0
Overtime.....	1-1
Last minute lead change.....	2-1
One or two-point games.....	3-1
Outshoots Opponent.....	9-1
Outshot by Opponent.....	1-5
More rebounds.....	3-3
Less Rebounds.....	7-2
More offensive boards.....	2-4
Less offensive boards.....	7-2
More turnovers.....	3-6
Less turnovers.....	5-0
Player(s) foul out.....	5-3
Opponent(s) foul out.....	5-2
Has technical foul.....	1-1
Opponent technical foul.....	2-1

Scores:

59 and under	0-1
60-69	2-2
70-79	4-3
80-89	2-0
90-99	1-0
100+	1-0

Opponent Scores:

59 and under	2-0
60-69	6-0
70-79	1-4
80-89	0-2
90-99	1-0
100+	0-0

Shoots:

Under 35%.....	0-1
35-39%.....	1-1
40-44%.....	3-2
45-49%.....	2-2
50%+	4-0

Opponent Shoots:

Under 35%.....	0-0
35-39%.....	5-0
40-44%.....	3-0
45-49%.....	1-2
50%+	1-4

Free Throws:

Under 60%.....	0-1
60-69%.....	2-2
70-79%.....	7-2
80+%	1-1

Free Throw Attempts:

Under 20 Attempts.....	0-3
20-29	8-1
30-39	1-2
40-49	0-0
50+	1-0

Field Goal Attempts:

Under 50 FGA.....	3-1
50-59 FGA.....	7-4
60-69 FGA.....	0-1
70+ FGA	0-0

Season Streaks

Longest Win Streak.....	3
Longest Losing Streak	2
Current Streak	W 1
Last 10.....	6-4
Largest Lead.....	29 vs. Univ. of the Southwest
Largest Deficit.....	19 vs. Texas A&M
Largest Deficit Overcome	16 vs. FIU
Largest Unanswered Streak.....	14-0 vs. Univ. of the Southwest
Opp. Largest Unanswered Streak.....	11-0 vs. Texas A&M
.....	11-0 vs. Texas Southern, 11-0 vs. ULL
With Seroka (since 08-09).....	22-9

MEAN GREEN ACCOLADES AND HONORS

North Texas

- Sun Belt Preseason Poll's West Division leader
- Named the Sun Belt West's best preseason squad by ESPN Blue Ribbon, Sporting News, Athlon, Yahoo and Lindy's, among other publications

Eric Tramiel

- Preseason All-Sun Belt Conference First-Team
- Preseason All-Sun Belt team - Sporting News, Athlon, Yahoo, Lindy's (2nd team)
- 2008-09 Third-Team All-Sun Belt

Josh White

- Preseason All-Sun Belt Conference Second-Team
- 2009 Sun Belt All-Tournament team

STARTING LINEUPS & RECORDS

Game	1	2	3	4	5	Result
Cameron	White	Shorter.....	Thompson	Tramiel	Odufuwa.....	W 80-62
UT Arlington.....	White	Shorter.....	Thompson	Tramiel	Odufuwa.....	W 101-99 2OT
Oklahoma State	White	Shorter.....	Thomas	Tramiel	Odufuwa.....	L 82-68
Jackson State	White	Thompson	Thomas	Tramiel	Odufuwa.....	W 68-58
Boise State.....	White	Thompson	Thomas	Tramiel	Odufuwa.....	L 79-73
Univ Southwest.....	White	Thompson	Thomas	Holmen	Odufuwa.....	W 91-62
Rice	White	Thompson	Thomas	Tramiel	Holmen	W 64-62
Texas A&M.....	White	Thompson	Thomas	Tramiel	Odufuwa.....	L 75-65
ULM	White	Thompson	Thomas	Tramiel	Odufuwa.....	W 79-62
Florida International..	White	Thompson	Thomas	Tramiel	Odufuwa.....	L 80-70 OT
Southeastern Louisiana	White	Thompson	Thomas	Tramiel	Odufuwa.....	W 71-61
Texas Southern.....	White	Thompson	Mangrum.....	Tramiel	Odufuwa.....	W 71-69
UALR	White	Thompson	Mangrum.....	Holmen	Odufuwa.....	W 83-78
Arkansas State	White	Thompson	Mangrum.....	Holmen	Odufuwa.....	L 71-56
Louisiana-Lafayette...	White	Thompson	Shorter.....	Holmen	Odufuwa.....	L 74-72
New Orleans	White	Shorter.....	Thomas	Holmen	Odufuwa.....	W 71-57
Troy						
Arkansas State						
South Alabama						
Western Kentucky						
Middle Tennessee.....						
Florida Atlantic.....						
Florida International.....						
New Orleans						
Denver.....						
Houston Baptist.....						
UALR						
Louisiana-Lafayette.....						
ULM						

MEAN GREEN MILESTONE GAMES

Double Figure Points

Josh White	13
George Odufuwa.....	11
Tristan Thompson	9
Eric Tramiel.....	8
Jacob Holmen.....	4
Richard Thomas	4
Shannon Shorter.....	4
Dominique Johnson	1
Collin Mangrum.....	1

Double-Doubles

George Odufuwa.....	4
Shannon Shorter.....	1

20+ Point Games

Tristan Thompson	4
Josh White	3
George Odufuwa.....	1

30+ Point Games

Josh White	1
------------------	---

Three Or More Blocks

George Odufuwa.....	3
---------------------	---

Five Or More Steals

Double Figure Rebounds

George Odufuwa.....	5
Shannon Shorter.....	1

Five Or More Assists

Josh White	7
Tristan Thompson	1
Shannon Shorter.....	1

THE LAST TIME A MEAN GREEN PLAYER ...

Had 30 or more points

35 - Josh White vs. UT Arlington, 11/18/09

Had 15 or more rebounds

24 - George Odufuwa vs. Cameron, 11/13/09

Had 10 or more assists

13 - Terence White vs. Texas A&M Corpus Christi, 2/02/00

Had 5 or more blocks

5 - Jeffrey Simpson vs. UALR, 3/03/06

Had 5 or more steals

5 - Rich Young vs. Rice, 11/18/06

Made 90% or more FGA (min 5 att)

1.000 - Tristan Thompson vs. Sam Houston State (6-6), 12/3/08

Made 80% or more FGA (min 5 att)

.889 - George Odufuwa vs. UALR (8-9), 12/31/09

Made 70% or more FGA (min 5 att)

.713 - Jacob Holmen vs. Texas Southern (5-7), 12/28/09

Made 100% FTA (min 5 att)

1.000 - Josh White (6-6), 12/22/09

Made 90% or more FTA (min 5 att)

.923 - Tristan Thompson vs. Middle Tennessee (12-13), 3/8/09

Made 8 or more 3PT's

8 - Joe Ervin vs. Arkansas, 12/30/98

Had a double-double (pts/rbs)

George Odufuwa vs. ULL (15 pts / 12 reb), 1/7/10

Had consecutive double-doubles (pts/rbs)

George Odufuwa vs. Cameron (11/13/09) & UT Arlington (11/18/09)

Had a double-double (pts/asst)

Terence White vs. Texas A&M-CC (15 pts /13 asst), 12/2/00

Had a triple-double (pts/rbs/asst)

Jesse Ratliff vs. Sam Houston St. (20pts/16reb/10asst), 2/13

Had a perfect shooting night (min 5 fg & ft att)

Tristan Thompson vs. Sam Houston St. (6-6 fg/2-2 3fg/6-6 ft), 12/3/08

THE LAST TIME A MEAN GREEN TEAM ...

Scored 100 or more points

101 - vs. UT Arlington, 11/18/09

Allowed 100 or more points

100 - vs. Oklahoma State, 11/17/08

Scored 50 or fewer points

48 - vs. Princeton, 12/05/98

Held an opponent under 50 points

40 - vs. ULM, 2/20/08

Won an overtime game

101-99 (2OT) - vs. UT Arlington, 11/18/09

Had 50 or more rebounds

50 - vs. Cameron, 11/13/09

Had 20 or more assists

23 - vs. UALR, 12/31/09

Had 10 or more steals

10 - vs. Middle Tennessee, 1/27/08

Had 5 or more blocks

6 - vs. FIU, 11/20/09

Five or more players in double-figures

5 - vs. ULL, 1/7/10

Made 60% or higher FGs

.604 - vs. Middle Tennessee (29-48), 2/14/09

Made 50% or higher 3pt FGs

.533 - vs. ULM (8-15), 12/13/09

Made 90% or higher FTs

.905 - vs. UT Arlington (19-21), 12/29/08

NORTH TEXAS RECORDS WATCH

Career Scoring

10.....1,253	Calvin Watson.....	2004-07
11.....1,207	David Miller.....	1995-98
12.....1,166	Willie Davis.....	1965-68
13.....1,119	Jim Mudd.....	1959-60
14.....1,092	Joe Hamilton.....	1969-70
15.....1,090	Joe Manning.....	1978-79
16.....1,012	Deon Hunter.....	1987-89
17.....1,010	Josh White.....	2008-Pr
18.....1,002	David Vasher.....	1979-82

Career Free Throw Percentage (min. 90 att)

1.....87.08	Garland Bailey.....	1963-64
2.....85.34 (291-341)	Josh White.....	2008-Pr
3.....82.93 (102-123)	Dominique Johnson	2009-Pr
4.....82.38	Leonard Hopkins.....	2002-05
5.....81.91	Tom Etchison.....	1994-95
6.....81.62	Joe Hamilton.....	1969-70
7.....81.52	Jon Manning.....	1978-79
8.....79.31	Donell Hayden.....	1991
9.....79.19	Cedric Carson.....	1991-92
10.....79.17	George King.....	1994-96
11.....78.89 (228-289)	Tristan Thompson	2008-Pr
12.....78.86	Kendrick Davis.....	2006-07
13.....78.77	Tony Wright.....	1973-75

Career Field Goal Percentage

1.....585	John Horrocks.....	1981-83
2.....581	Terry Bailey.....	1974-76
3.....570	Will Smith.....	2000-04
4.....559 (176-315)	Eric Tramiel.....	2009-Pr
.....559	Adam Smith.....	1993-95
6.....555	Jeffrey Simpson.....	2004-06
7.....554	Sean Riley.....	1995-97
8.....543	Keith Wooden.....	2006-08
9.....540	Keenan DuBose.....	1985-87
10.....539	Xavier Henton.....	1991-94
11.....532 (91-171)	Kedrick Hogans	2008-Pr
12.....531	Michael DeGrate.....	2002-04

Career 3-Point Percentage

1.....431	George King.....	1993-96
2.....413	Chad Elstun.....	1995-97
3.....406	Rich Young.....	2005-07
4.....402 (47-117)	Dominique Johnson.....	2009-Pr
5.....394 (119-302)	Josh White.....	2008-Pr
.....394 (86-218)	Tristan Thompson.....	2008-Pr
7.....391	Calvin Watson.....	2003-07
.....391	Adam McCoy.....	2007-09
9.....377	Collin Dennis.....	2007-09
10.....376	Isaac Hines.....	2004-06
11.....361	Tony Worrell.....	1986-88
12.....360	Kendrick Davis.....	2005-07
13.....355	Ray Schufford.....	1989-91

Career 3-Pointers

6.....136	Leonard Hopkins.....	2001-05
7.....132	Chad Elstun.....	1995-97
8.....119	Josh White.....	2008-Pr
9.....112	Tom Etchison.....	1993-95
10.....106	Kendrick Davis.....	2005-07
11.....105	Ray Schufford.....	1989-91

LAST TIME vs TROY

Troy vs North Texas
01-29-09 7:00 p.m. at The Super Pit - Denton, Texas

Troy 77 • 12-10, 7-3 SBC

##	Player	f	Total	3-Ptr	Rebounds			PF	TP	A	TO	Blk	Stl	Min	
			FG-FGA	FG-FGA	FT-FTA	Off	Def								Tot
20	Jones, Antywan	f	5-9	0-0	0-0	1	3	4	2	10	0	1	2	0	28
13	Jervis, Tom	c	2-4	0-0	3-4	1	5	6	3	7	0	1	4	1	20
14	Hazzard, Brandon	g	8-14	2-4	5-6	0	0	0	1	23	2	0	0	1	37
24	Vogler, Michael	g	3-6	0-0	2-4	2	6	8	1	8	8	3	0	1	35
33	Delk, Richard	g	3-8	1-2	1-2	0	2	2	3	8	4	1	1	1	31
01	Williams, Josh		0-2	0-0	0-0	0	1	1	0	0	0	0	0	0	5
02	Telfair, Mario		7-8	0-0	2-3	3	3	6	0	16	0	0	0	0	20
03	Ware, Kenny		2-7	1-4	0-0	1	1	2	2	5	0	1	0	2	18
15	Lee, Travis		0-1	0-0	0-0	0	0	0	0	0	0	0	0	0	6
Team						1	4	5							
Totals			30-59	4-10	13-19	9	25	34	12	77	14	7	7	6	200

FG % 1st Half: 14-31 45.2% 2nd half: 16-28 57.1% Game: 30-59 50.8%
 3FG % 1st Half: 3-7 42.9% 2nd half: 1-3 33.3% Game: 4-10 40.0%
 FT % 1st Half: 3-6 50.0% 2nd half: 10-13 76.9% Game: 13-19 68.4%

Deadball
Rebounds
1

North Texas 69 • 12-8, 5-4 SBC

##	Player	f	Total	3-Ptr	Rebounds			PF	TP	A	TO	Blk	Stl	Min	
			FG-FGA	FG-FGA	FT-FTA	Off	Def								Tot
04	Odufuwa, George	f	3-7	0-0	2-2	3	15	18	2	8	2	2	0	0	33
25	Tramiel, Eric	f	6-13	0-0	7-9	1	1	2	2	19	1	1	0	1	35
01	Johnson, Dominique	g	4-9	1-5	0-0	0	0	0	2	9	3	1	0	1	31
10	White, Josh	g	1-5	0-4	0-0	1	1	2	0	2	2	1	0	0	28
14	Thompson, Tristan	g	4-8	0-3	3-3	2	4	6	0	11	1	1	0	0	17
03	Dennis, Collin		2-6	1-4	0-0	0	1	1	3	5	3	0	0	0	24
05	McCoy, Adam		5-11	5-10	0-0	1	1	2	1	15	3	3	0	1	20
21	Stewart, Harold		0-0	0-0	0-0	1	0	1	0	0	0	2	0	0	3
24	Hogans, Kedrick		0-1	0-0	0-0	0	1	1	2	0	1	1	0	0	8
34	Howerton, Justin		0-0	0-0	0-0	0	0	0	0	0	0	0	0	0	1
Team						2	1	3			1				
Totals			25-60	7-26	12-14	11	25	36	12	69	16	13	0	3	200

FG % 1st Half: 12-31 38.7% 2nd half: 13-29 44.8% Game: 25-60 41.7%
 3FG % 1st Half: 4-14 28.6% 2nd half: 3-12 25.0% Game: 7-26 26.9%
 FT % 1st Half: 5-7 71.4% 2nd half: 7-7 100.0 Game: 12-14 85.7%

Deadball
Rebounds
1

Officials: Gerry Pollard, Andrew Walton, Terry Oglesby
 Technical fouls: Troy-None. North Texas-None.
 Attendance: 3557

Score by periods	1st	2nd	Total
Troy	34	43	77
North Texas	33	36	69

	In	Off	2nd	Fast	
Points	Paint	T/O	Chance	Break	Bench
TROY	38	16	10	6	21
NT	22	10	4	2	20

Last FG - TROY 2nd-01:40, NT 2nd-04:03.
 Largest lead - TROY by 8 2nd-00:15, NT by 4 1st-08:55.

Score tied - 11 times.
 Lead changed - 20 times.

JOHNNY JONES head coach

Age: 48
Alma Mater: Louisiana State ('85)
Record: 136-118 (9th Season)
Overall Record: 151-134 (10th season)
Previous Job: Alabama Asst. Coach (2000-01)
Playing Experience: LSU (1980-84)
Hometown: DeRidder, Louisiana
 DeRidder High School (1976-80)

Jones Coaching Experience

Year	School	Position
2001-Cur.	North Texas	Head Coach
2000-01	Alabama	Asst. Coach
1999-00	Memphis	Interim Head Coach
1997-99	Memphis	Assoc. Head Coach
1994-97	LSU	Assoc. Head Coach
1984-94	LSU	Asst. Coach
1987-88	LSU	Admin. Asst.

Jones Year-by-Year

Year	Overall	Conf.	Finish
2001-02	15-14	8-7	4th-West
2002-03	7-21	2-13	6th-West
2003-04	13-15	8-7	3rd West
2004-05	14-14	6-9	T4th-West
2005-06	14-14	6-9	T4th-West
2006-07	23-11	10-8	3rd West*
2007-08	20-11	10-8	3rd West
2008-09	20-12	11-7	2nd West
2009-10	10-6	3-3	
Totals	136-118	64-71	

* Sun Belt Tournament Champion

North Texas Career Coaching Wins

Coach	Wins	Seasons
Pete Shands	224	22
Johnny Jones	136	9th
Bill Blakeley.....	134	8
Jimmy Gales.....	84	7



- **April 16, 2001** - Jones named 16th head coach in North Texas history, taking over for Vic Trilli who compiled a 20-87 record in four years.
- **Nov. 16, 2001** - Jones won his first game as head coach at North Texas, defeating Southwest Missouri State 79-77 at the Super Pit.
- **March 1, 2002** - Jones and the Mean Green defeated Florida International in the Sun Belt Conference Tournament. The game marked NT's first ever victory in the SBC Tournament and its first in any conference tournament since the 1995-96 season.
- **March 2, 2002** - North Texas ended the season with a 15-14 record to give the Mean Green its first winning season in six years. NT posted the nation's third best one season improvement in winning percentage for 2000-01 to 2001-02.
- **Dec. 7, 2002** - Jones led the Mean Green to a victory over Winthrop at the Brother's Air and Heat Championship game, giving North Texas its first regular-season tournament title in more than 20 years.
- **Dec. 6, 2003** - North Texas picked up its biggest margin of victory in school history in a 109-49 win over Hardin-Simmons.
- **Nov. 9, 2005** - Jones and his staff signed four players on the first day of the early signing period and, includ-

- ing Arizona State transfer Keith Wooden, had the 29th ranked class in the nation for the early signing period according to Hoop Scoop.
- **Nov. 18, 2005** - Jones won his 50th game at North Texas with the victory over Hardin-Simmons in the season opener.
- **Nov. 12, 2006** - In what is being referred to as his signature win, Jones' Mean Green toppled NIT participant Charlotte 90-72 on the road.
- **Dec. 19, 2006** - Jones leads the Mean Green to another program first - its first win over Western Kentucky in eight tries.
- **Feb. 15, 2007** - Jones scores his 80th victory at North Texas, passing John Reid for fourth all-time.
- **March 6, 2007** - Jones gives NT its first-ever Sun Belt Conference title with an 83-75 win over Arkansas State.
- **March 16, 2007** - North Texas plays in its first NCAA Tournament game since 1988, falling to Memphis 73-58 in the opening round.
- **Nov. 11, 2007** - In front of the largest Super Pit crowd since 1980 (6,793), Jones and the Mean Green knocked off Oklahoma State 82-73.
- **Dec. 1, 2007** - Down 21 points at New Mexico State with 14:20 remaining, Jones and the Mean Green engineer

- the biggest comeback in school history. NT beat the Aggies 75-72 in regulation.
- **Feb. 2, 2008** - Jones records his 100th win at North Texas with a 60-57 victory over Florida International. Only Bill Blakeley reached the milestone faster at NT.
- **Feb. 20, 2008** - North Texas records one of the most lopsided road victories in school history in a 72-40 drubbing of Louisiana at Monroe. It is the largest margin of defeat in Fant-Ewing Coliseum history, and the least amount of points by an NT opponent since 1994.
- **March 5, 2008** - A win over Arkansas State in the Sun Belt Conference opening round secures a second straight 20-win season for the Mean Green.
- **Dec. 31, 2008** - Jones coaches the 250th game of his career, which has spanned eight seasons at NT and Memphis. Jones has amassed a 129-121 record.
- **Feb. 26, 2009** - With a win over Arkansas State, North Texas secured its 10th conference win for a third straight season, a feat not seen at NT since 1924-27.
- **Nov. 18, 2009** - Broke the 14-year hold UT Arlington had on North Texas with a 101-99 double OT win. The Mavericks had won the previous five meetings.
- **Dec. 31, 2009** - In the last game of the decade, Jones passes Bill Blakeley for 2nd place in school history in career victories with 135 wins.


1 DOMINIQUE JOHNSON

5-10 • 162 • Sr. • G • 1L • Kansas City, Mo. (Arkansas-Fort Smith)

Expected to miss the remainder of 2009-10 with a broken ankle ... 15 points in 16 minutes in Rice win before leaving with an ankle injury ... Had 9 assists to 4 turnovers ... 2008-09: Finished his first season at NT ranked ninth in school history in assists with 120 ... 120 assists are the most by an NT player since 1999, and ranked 6th in SBC ... 1.69 A/TO ratio ranked 123rd in nation ... Needs just 106 assists to reach NT's career top 10 list ... 83.8 FT% ranked second on the squad and 60th in the nation ... One of four NT players to average double figures (11.0 ppg) ... Posted two 20-point efforts.

CAREER HIGHS

Points: 20, last vs. WKU (3/09/09)
 FG Made: 8, last vs. WKU (3/09/09)
 3-FG Made: 4, last vs. WKU (3/09/09)
 FT Made: 9 vs. Indiana St. (11/23/08)
 Assists: 7, last vs. ULL (2/7/09)
 Rebounds: 6 vs. Arkansas St. (1/10/09)
 Steals: 3, last vs. Denver (1/15/09)
 Blocks: 1, last vs. JSU (11/24/09)
 Minutes: 48 vs. Arkansas St. (1/10/09)



Opponent	Date	gs	min	Total		3-Pointers		Free throws		Rebounds				pf	a	t/o	blk	stl	pts	avg
				fg-fga	pct	3fg-fga	pct	ft-fta	pct	off	def	tot	avg							
at UT Arlington	11/18/09		15	1-5	.200	0-2	.000	1-2	.500	0	1	1	1.0	2	3	1	0	1	3	3.0
at Oklahoma State	11/21/09		19	2-6	.333	0-1	.000	5-6	.833	0	3	3	2.0	1	1	0	0	0	9	6.0
JACKSON STATE	11/24/09		10	0-2	.000	0-1	.000	0-0	1.000	0	2	2	2.0	2	2	2	1	0	0	4.0
at Rice	12/05/09		16	5-6	.833	3-4	.750	2-2	1.000	0	1	1	1.8	1	3	1	0	2	15	6.8
Totals		0	60	8-19	.421	3-8	.375	8-10	.800	0	7	7	1.8	6	9	4	1	3	27	6.8

Games played: 4
 Minutes/game: 15.0
 Points/game: 6.8
 FG Pct: 42.1
 3FG Pct: 37.5
 FT Pct: 80.0

Rebounds/game: 1.8
 Assists/game: 2.3
 Turnovers/game: 1.0
 Assist/turnover ratio: 2.3
 Steals/game: 0.8
 Blocks/game: 0.3

CAREER STATS

Season	gp-gs	min/avg	Total		3-Point		F-Throws		Rebounds				Scoring							
			fg-fga	pct	fg-fga	pct	ft-fta	pct	off	def	tot	avg	pf	fo	ast	to	blk	stl	pts	avg
2008-09	32-24	970/30.3	107-252	.425	44-109	.404	93-111	.838	22	77	99	3.1	56	0	120	71	1	35	351	11.0
2009-10	4-0	60/15.0	8-19	.421	3-8	.375	8-10	.800	0	7	7	1.8	6	0	9	4	1	3	27	6.8
TOTAL	36-24	1030/28.6	115-271	.424	47-117	.402	101-121	.835	22	84	106	2.9	62	0	129	75	2	38	378	10.5


3 ALZEE WILLIAMS

6-4 • 168 • Fr. • G • HS • Dallas (Mississippi Elite Christian Academy)

Averaging 9.2 mins at the 1 & 2 ... Notched a steal and an assist at ASU ... Has 5 point outings vs UTA and Jackson State, and 4 points in 7 minutes vs SLU ... Tallied an assist and a block at UALR ... 2008-09: Honed his shooting game at Miss. Elite Christian Academy, averaging over 20 ppg ... Dropped a career-high 36 points on Laurinburg Prep ... Was the District 13-4A MVP as a senior at Lincoln High School in Dallas ... Ranked by TexasHoops.com as the No. 117th best player in the class of '08 ... Selected the Dallas Morning News' High School Player of the Week.

CAREER HIGHS

Points: 5, last vs. JSU (11/24/09)
 FG Made: 2 vs. JSU (11/24/09)
 3-FG Made: 1 vs. JSU (11/24/09)
 FT Made: 3 vs. UTA (11/18/09)
 Assists: 1, last vs. ASU (1/2/10)
 Rebounds: 2, last vs. USW (12/2/09)
 Steals: 1, last vs. ASU (1/2/10)
 Blocks: 1, last vs. UALR (12/31/09)
 Minutes: 23 vs. UTA (11/18/09)



Opponent	Date	gs	min	Total		3-Pointers		Free throws		Rebounds				pf	a	t/o	blk	stl	pts	avg
				fg-fga	pct	3fg-fga	pct	ft-fga	pct	off	def	tot	avg							
CAMERON	11/13/09		14	1-2	.500	0-1	.000	0-0	.000	0	1	1	1.0	1	0	0	0	0	2	2.0
at UT Arlington	11/18/09		23	1-2	.500	0-1	.000	3-4	.750	1	1	2	1.5	4	0	1	0	1	5	3.5
at Oklahoma State	11/21/09		3	0-0	.000	0-0	.000	0-0	.000	0	0	0	1.0	1	0	1	0	0	0	2.3
JACKSON STATE	11/24/09		10	2-3	.667	1-2	.500	0-0	.000	0	2	2	1.3	2	0	0	0	0	5	3.0
at Boise State	11/28/09		7	0-2	.000	0-1	.000	0-0	.000	0	0	0	1.0	0	0	0	0	0	0	2.4
UNIVERSITY OF THE SO	12/02/09		16	0-4	.000	0-2	.000	1-2	.500	0	2	2	1.2	1	1	1	1	1	1	2.2
at Rice	12/05/09		12	1-2	.500	0-0	.000	0-0	.000	0	1	1	1.1	0	0	1	0	0	2	2.1
at Texas A&M	12/07/09		3	0-0	.000	0-0	.000	0-0	.000	0	0	0	1.0	0	0	1	0	0	0	1.9
ULM	12/13/09		4	0-4	.000	0-1	.000	0-0	.000	0	0	0	0.9	0	0	0	0	0	0	1.7
FIU	12/20/09		10	0-2	.000	0-2	.000	0-0	.000	0	1	1	0.9	1	0	0	1	0	0	1.5
SOUTHEASTERN	12/22/09		7	1-3	.333	0-2	.000	2-2	1.000	0	0	0	0.8	0	0	1	0	0	4	1.7
TEXAS SOUTHERN	12/28/09		5	0-2	.000	0-1	.000	0-0	.000	0	1	1	0.8	1	0	1	0	1	0	1.6
at UALR	12/31/09		6	0-2	.000	0-2	.000	0-0	.000	0	0	0	0.8	0	1	0	1	0	0	1.5
at Arkansas State	1/2/10		18	0-3	.000	0-2	.000	1-2	.500	0	0	0	0.7	2	1	2	0	1	1	1.4
at Louisiana	01/07/10		4	0-0	.000	0-0	.000	0-0	.000	0	0	0	0.7	1	0	0	0	0	0	1.3
NEW ORLEANS	01/09/10		5	0-1	.000	0-1	.000	1-2	.500	0	1	1	0.7	0	0	0	0	0	1	1.3
Totals		0	147	6-32	.188	1-18	.056	8-12	.667	1	10	11	0.7	14	3	9	3	4	21	1.3

Games played: 16
 Minutes/game: 9.2
 Points/game: 1.3
 FG Pct: 18.8
 3FG Pct: 5.6
 FT Pct: 66.7

Rebounds/game: 0.7
 Assists/game: 0.2
 Turnovers/game: 0.6
 Assist/turnover ratio: 0.3
 Steals/game: 0.3
 Blocks/game: 0.2

4 GEORGE ODUFUWA

6-8 • 240 • Jr. • F • 1L • Dallas, Texas (Arizona State)

Leads the Sun Belt in rebounding by more than 1 board per game ... Career-high 20 points on 8-of-9 shooting at UALR ... 6th career double double at ULL ... 1 board shy of a double-double at No. 16 Texas A&M and at ASU ... Had 3 double-doubles in the first four games of the year ... Hauled in 24 rebounds vs Cameron, making him the 9th player in the NCAA since 2005-06 to grab 24 boards or more ... Career-high 16 points vs UTA ... 2008-09: Ranked 6th in the SBC with 6.6 rpg ... 18 boards vs. Troy are most by an SBC player in 2008-09 ... ESPN The Magazine Academic All-District First Team.

CAREER HIGHS

Points: 20 vs. UALR (12/31/09)
 FG Made: 8 vs. UALR (12/31/09)
 3-FG Made: -
 FT Made: 8 vs. UTA (11/18/09)
 Assists: 4 vs. SHSU (11/20/08)
 Rebounds: 24 vs. Cameron (11/13/09)
 Steals: 3, last vs. UTA (11/18/09)
 Blocks: 4, last vs. FIU (12/20/09)
 Minutes: 44 vs. UTA (11/18/09)



Opponent	Date	gs	min	Total		3-Pointers		Free throws		Rebounds				pf	a	t/o	blk	stl	pts	avg	
				fg-fga	pct	3fg-fga	pct	ft-fta	pct	off	def	tot	avg								
CAMERON	11/13/09	*	29	4-10	.400	0-0	.000	4-7	.571	6	18	24	24.0	0	1	3	2	1	12	12.0	
at UT Arlington	11/18/09	*	44	4-4	1.000	0-0	.000	8-10	.800	1	10	11	17.5	3	1	4	3	3	16	14.0	
at Oklahoma State	11/21/09	*	34	4-7	.571	0-0	.000	3-4	.750	1	6	7	14.0	1	1	2	1	0	11	13.0	
JACKSON STATE	11/24/09	*	36	4-8	.500	0-0	.000	3-7	.429	4	7	11	13.3	2	0	1	2	2	11	12.5	
at Boise State	11/28/09	*	17	2-4	.500	0-0	.000	1-2	.500	2	2	4	11.4	3	3	3	0	0	5	11.0	
UNIVERSITY OF THE SO	12/02/09	*	18	1-5	.200	0-0	.000	2-2	1.000	3	6	9	11.0	3	0	4	0	0	4	9.8	
at Rice	12/05/09		28	1-2	.500	0-0	.000	2-5	.400	2	8	10	10.9	3	0	2	0	0	4	9.0	
at Texas A&M	12/07/09	*	31	5-8	.625	0-0	.000	2-4	.500	5	4	9	10.6	3	1	3	0	1	12	9.4	
ULM	12/13/09	*	33	4-7	.571	0-0	.000	5-9	.556	5	4	9	10.4	2	3	3	3	0	13	9.8	
FIU	12/20/09	*	32	6-7	.857	0-0	.000	0-2	.000	4	4	8	10.2	4	0	2	4	1	12	10.0	
SOUTHEASTERN	12/22/09	*	36	5-11	.455	0-0	.000	2-2	1.000	3	4	7	9.9	3	3	0	2	2	12	10.2	
TEXAS SOUTHERN	12/28/09	*	36	1-2	.500	0-0	.000	4-4	1.000	3	4	7	9.7	5	0	3	0	0	6	9.8	
at UALR	12/31/09	*	31	8-9	.889	0-0	.000	4-7	.571	2	6	8	9.5	4	3	2	0	1	20	10.6	
at Arkansas State	1/2/10	*	31	3-6	.500	0-0	.000	4-4	1.000	6	3	9	9.5	3	2	4	1	0	10	10.6	
at Louisiana	01/07/10	*	37	5-9	.556	0-0	.000	5-7	.714	4	8	12	9.7	3	0	2	1	0	15	10.9	
NEW ORLEANS	01/09/10	*	18	4-7	.571	0-0	.000	1-4	.250	3	6	9	9.6	4	1	2	0	1	9	10.8	
Totals			15	491	61-106	.575	0-0	.000	50-80	.625	54	100	154	9.6	46	19	40	19	12	172	10.8

Games played: 16
 Minutes/game: 30.7
 Points/game: 10.8
 FG Pct: 57.5
 FT Pct: 62.5

Rebounds/game: 9.6
 Assists/game: 1.2
 Turnovers/game: 2.5
 Assist/turnover ratio: 0.5
 Steals/game: 0.8
 Blocks/game: 1.2

CAREER STATS

Season	gp-gs	min/avg	Total		3-Point		F-Throws		Rebounds				Scoring							
			fg-fga	pct	fg-fga	pct	ft-fta	pct	off	def	tot	avg	pf	fo	ast	to	blk	stl	pts	avg
2008-09	32-26	691/21.6	72-160	.450	0-0	.000	52-79	.658	67	143	210	6.6	101	4	31	51	21	29	196	6.1
2009-10	16-15	491/30.7	61-106	.575	0-0	.000	50-80	.625	54	100	154	9.6	46	1	19	40	19	12	172	10.8
TOTAL	48-41	1182/24.6	133-266	.500	0-0	.000	102-159	.642	121	243	364	7.6	147	5	50	91	40	41	368	7.7

10 JOSH WHITE

5-10 • 175 • Jr. • G • 2L • Baton Rouge, La. (Christian Life Academy)

On Saturday, White became the 18th player in NT history to top 1,000 points ... Ranks 2nd in the Sun Belt in minutes per game ... 85.34 career FT% ranks second in NT history ... Nine points at ASU snaps streak of 9 straight games in double figures ... Hit 100th career 3-pointer vs. USW ... Still averaging 19.0 ppg against Big XII opponents ... Has 52 career double-digit scoring games ... Posted a career-high 35 points at UTA, making him the 23rd player in NT history to reach 35 points ... Preseason Second Team All-Sun Belt ... 2008-09: Finished second in the nation with a 90.6 (96-of-106) FT% ... Earned All-Sun Belt Tournament honors.

CAREER HIGHS

Points: 35 vs. UTA (11/18/09)
 FG Made: 9, last vs. USW (12/2/09)
 3-FG Made: 6 vs Texas (12/5/07)
 FT Made: 15 vs. UTA (11/18/09)
 Assists: 7, last vs. UALR (12/31/09)
 Rebounds: 8 vs Okla. State (11/17/08)
 Steals: 3 vs Okla. State (11/14/07)
 Blocks: -
 Minutes: 46, last vs. UTA (11/18/09)



Opponent	Date	gs	min	Total		3-Pointers		Free throws		Rebounds				pf	a	t/o	blk	stl	pts	avg	
				fg-fga	pct	3fg-fga	pct	ft-fga	pct	off	def	tot	avg								
CAMERON	11/13/09	*	30	6-9	.667	5-6	.833	2-3	.667	1	3	4	4.0	2	4	2	0	0	19	19.0	
at UT Arlington	11/18/09	*	46	9-14	.643	2-4	.500	15-18	.833	2	5	7	5.5	1	4	7	0	0	35	27.0	
at Oklahoma State	11/21/09	*	35	1-6	.167	0-3	.000	2-2	1.000	0	1	1	4.0	1	5	4	0	0	4	19.3	
JACKSON STATE	11/24/09	*	32	0-5	.000	0-2	.000	4-4	1.000	1	3	4	4.0	0	4	4	0	1	4	15.5	
at Boise State	11/28/09	*	34	9-16	.563	3-7	.429	2-2	1.000	0	3	3	3.8	2	6	3	0	0	23	17.0	
UNIVERSITY OF THE SO	12/02/09	*	32	9-11	.818	2-4	.500	1-1	1.000	0	2	2	3.5	2	5	1	0	1	21	17.7	
at Rice	12/05/09	*	38	2-5	.400	1-1	1.000	9-9	1.000	0	2	2	3.3	1	4	3	0	0	14	17.1	
at Texas A&M	12/07/09	*	38	5-13	.385	1-4	.250	4-6	.667	2	0	2	3.1	1	5	3	0	0	15	16.9	
ULM	12/13/09	*	37	4-6	.667	4-5	.800	3-4	.750	1	1	2	3.0	2	5	3	0	0	15	16.7	
FIU	12/20/09	*	40	3-10	.300	2-6	.333	5-10	.500	0	1	1	2.8	1	3	2	0	0	13	16.3	
SOUTHEASTERN	12/22/09	*	33	3-5	.600	1-3	.333	6-6	1.000	0	1	1	2.6	1	1	3	0	1	13	16.0	
TEXAS SOUTHERN	12/28/09	*	37	5-9	.556	2-4	.500	0-1	.000	0	0	0	2.4	0	2	2	0	1	12	15.7	
at UALR	12/31/09	*	36	3-10	.300	2-6	.333	5-6	.833	0	1	1	2.3	1	7	4	0	0	13	15.5	
at Arkansas State	1/2/10	*	39	3-12	.250	1-3	.333	2-3	.667	2	2	4	2.4	3	5	2	0	0	9	15.0	
at Louisiana	01/07/10	*	39	4-11	.364	3-4	.750	3-4	.750	2	1	3	2.5	4	4	6	0	0	14	14.9	
NEW ORLEANS	01/09/10	*	35	5-12	.417	2-5	.400	9-11	.818	0	0	0	2.3	1	4	1	0	1	21	15.3	
Totals			16	581	71-154	.461	31-67	.463	72-90	.800	11	26	37	2.3	23	68	50	0	5	245	15.3

Games played: 16
 Minutes/game: 36.3
 Points/game: 15.3
 FG Pct: 46.1
 3FG Pct: 46.3
 FT Pct: 80.0

Rebounds/game: 2.3
 Assists/game: 4.3
 Turnovers/game: 3.1
 Assist/turnover ratio: 1.4
 Steals/game: 0.3

CAREER STATS

Season	gp-gs	min/avg	Total		3-Point		F-Throws		Rebounds				Scoring							
			fg-fga	pct	fg-fga	pct	ft-fga	pct	off	def	tot	avg	pf	fo	ast	to	blk	stl	pts	avg
2007-08	29-28	925/31.9	116-254	.457	49-107	.458	123-145	.848	16	57	73	2.5	42	0	44	62	0	14	404	13.9
2008-09	32-30	1075/33.6	113-289	.391	39-128	.305	96-106	.906	15	77	92	2.9	38	0	82	53	0	16	361	11.3
2009-10	16-16	581/36.3	71-154	.461	31-67	.463	72-90	.800	11	26	37	2.3	23	0	68	50	0	5	245	15.3
TOTAL	77-74	2581/33.5	300-697	.430	119-302	.394	291-341	.853	42	160	202	2.6	103	0	194	165	0	35	1010	13.1


11 ANTWONE MATLOCK

6-1 • 177 • Sr. • G • 1L • Dallas, Texas (Trinidad State)

Has seen time against New Orleans, Cameron and the University of the Southwest ... 2008-09: Saw first action in a Mean Green uniform versus Cameron, landing a layup on 1-of-2 shooting ... Grabbed season-high seven minutes vs. Louisiana-Lafayette, pulling down 2 rebounds ... Also saw time against Sun Belt foes Florida Atlantic, ULM, Denver, and Western Kentucky (Sun Belt Tournament semifinal).

CAREER HIGHS

Points: 2 vs. Cameron (11/14/08)
 FG Made: 1 vs. Cameron (11/14/08)
 3-FG Made: -
 FT Made: -
 Assists: -
 Rebounds: 2 vs. ULL (2/7/09)
 Steals: -
 Blocks: -
 Minutes: 7 vs. ULL (2/7/09)



Opponent	Date	gs	min	Total		3-Pointers		Free throws		Rebounds				pf	a	t/o	blk	stl	pts	avg
				fg-fga	pct	3fg-fga	pct	ft-fta	pct	off	def	tot	avg							
CAMERON	11/13/09		1	0-1	.000	0-1	.000	0-0	.000	0	0	0	0.0	1	0	0	0	0	0	0.0
UNIVERSITY OF THE SO	12/02/09		4	0-2	.000	0-2	.000	0-0	.000	0	1	1	0.5	0	0	0	0	0	0	0.0
NEW ORLEANS	01/09/10		1	0-0	.000	0-0	.000	0-0	.000	0	0	0	0.3	1	0	0	0	0	0	0.0
Totals			6	0-3	.000	0-3	.000	0-0	.000	0	1	1	0.3	2	0	0	0	0	0	0.0

Games played: 3
 Minutes/game: 2.0
 FG Pct: 0.0
 3FG Pct: 0.0

Rebounds/game: 0.3

CAREER STATS

Season	gp-gs	min/avg	Total		3-Point		F-Throws		Rebounds				Scoring							
			fg-fga	pct	fg-fga	pct	ft-fta	pct	off	def	tot	avg	pf	fo	ast	to	blk	stl	pts	avg
2008-09	6-0	12/2.0	1-7	.143	0-5	.000	0-0	.000	0	2	2	0.3	3	0	0	2	0	0	2	0.3
2009-10	3-0	6/2.0	0-3	.000	0-3	.000	0-0	.000	0	1	1	0.3	2	0	0	0	0	0	0	0.0
TOTAL	9-0	18/2.0	1-10	.100	0-8	.000	0-0	.000	0	3	3	0.3	5	0	0	2	0	0	2	0.2

12 NICK GOFF

6-4 • 180 • Fr. • G • HS • Columbus, Ohio (St. Francis DeSales)

Saw 3 minutes vs. USW and hit a layup ... Hit a pair of free throws in his first action at NT vs Cameron ... Also saw time vs UNO ... 2008-09: Was a standout at St. Francis DeSales in Columbus, Ohio, earning All-Central District Division II Third-Team honors ... Scored 13.7 ppg in leading St. Francis to the state semifinal game, where they fell to national powerhouse St. Vincent-St. Mary ... Had the Stallions ranked No. 8 in Ohio heading into the state tourney ... As a junior, Goff was an honorable mention honoree to the All-Central District Division II.

CAREER HIGHS

Points: 2, last vs. USW (12/2/09)
 FG Made: 1 vs. USW (12/2/09)
 3-FG Made: -
 FT Made: 2 vs. Cameron (11/13/09)
 Assists: 1 vs. USW (12/2/09)
 Rebounds: 2 vs. USW (12/2/09)
 Steals: -
 Blocks: -
 Minutes: 3 vs. USW (12/2/09)



Opponent	Date	gs	min	Total		3-Pointers		Free throws		Rebounds				pf	a	t/o	blk	stl	pts	avg
				fg-fga	pct	3fg-fga	pct	ft-fta	pct	off	def	tot	avg							
CAMERON	11/13/09		1	0-0	.000	0-0	.000	2-2	1.000	0	0	0	0.0	0	0	1	0	0	2	2.0
UNIVERSITY OF THE SO	12/02/09		3	1-2	.500	0-0	.000	0-0	.000	1	1	2	1.0	0	1	0	0	0	2	2.0
NEW ORLEANS	01/09/10		1	0-0	.000	0-0	.000	0-0	.000	0	0	0	0.7	0	0	0	0	0	0	1.3
Totals			0	5	1-2	.500	0-0	.000	2-2	1.000	1	1	2	0.7	0	1	1	0	4	1.3

Games played: 3
 Minutes/game: 1.7
 Points/game: 1.3
 FG Pct: 50.0
 FT Pct: 100.0

Rebounds/game: 0.7
 Assists/game: 0.3
 Turnovers/game: 0.3
 Assist/turnover ratio: 1.0


14 TRISTAN THOMPSON

6-5 • 190 • Jr. • G • 2L • Angleton, Texas (Brewster Academy)

Has reached double figures in each of the last 8 games, averaging 19.1 points on 52.7% shooting and 52.2% from 3-point ... Has four 20-point games in last 8 outings ... Averaging 14.4 points per game in Sun Belt contests over last 2 years ... Reached double figures for first time in '09-10 against USW with 11 points ... 2008-09: NT's 2nd highest scoring threat with 11.4 ppg ... Had five 20-point games in 08-09, including career scoring efforts in three of four games in December ... Recorded first perfect night in NT history vs Sam Houston - 6-6 FG, 2-2 3-point, 6-6 FT.

CAREER HIGHS

Points: 27, last vs. FIU (12/20/09)
 FG Made: 11 vs. UL (12/18/08)
 3-FG Made: 6, last vs. UALR (12/31/09)
 FT Made: 13 vs. UL (2/7/09)
 Assists: 5 vs. TSU (12/28/09)
 Rebounds: 8, last vs NMSU (12/1/07)
 Steals: 3 vs Centenary (12/20/07)
 Blocks: 1, last vs. Houston (11/29/08)
 Minutes: 41 vs. Arkansas St. (1/10/09)



Opponent	Date	gs	min	Total		3-Pointers		Free throws		Rebounds				pf	a	t/o	blk	stl	pts	avg	
				fg-fga	pct	3fg-fga	pct	ft-fta	pct	off	def	tot	avg								
CAMERON	11/13/09	*	16	1-3	.333	0-2	.000	3-4	.750	1	2	3	3.0	1	0	1	0	0	5	5.0	
at UT Arlington	11/18/09	*	25	1-5	.200	0-0	.000	7-9	.778	1	3	4	3.5	4	3	3	0	0	9	7.0	
at Oklahoma State	11/21/09	*	15	2-6	.333	1-2	.500	0-0	.000	3	2	5	4.0	2	1	2	0	0	5	6.3	
JACKSON STATE	11/24/09	*	21	1-7	.143	0-1	.000	3-4	.750	0	2	2	3.5	1	3	2	0	0	5	6.0	
at Boise State	11/28/09	*	24	2-7	.286	2-4	.500	1-2	.500	0	4	4	3.6	1	1	1	0	0	7	6.2	
UNIVERSITY OF THE SO	12/02/09	*	23	4-8	.500	3-5	.600	0-1	.000	0	4	4	3.7	0	1	0	0	2	11	7.0	
at Rice	12/05/09	*	18	0-4	.000	0-3	.000	2-2	1.000	0	0	0	3.1	2	0	0	0	0	2	6.3	
at Texas A&M	12/07/09	*	26	3-8	.375	0-2	.000	3-3	1.000	1	2	3	3.1	0	2	2	0	1	9	6.6	
ULM	12/13/09	*	32	7-8	.875	4-4	1.000	2-2	1.000	0	3	3	3.1	2	1	3	0	1	20	8.1	
FIU	12/20/09	*	37	8-19	.421	6-11	.545	5-6	.833	1	3	4	3.2	4	2	2	0	0	27	10.0	
SOUTHEASTERN	12/22/09	*	31	5-10	.500	2-5	.400	0-2	.000	0	2	2	3.1	3	0	2	0	1	12	10.2	
TEXAS SOUTHERN	12/28/09	*	37	7-14	.500	2-6	.333	5-6	.833	0	4	4	3.2	3	5	1	0	0	21	11.1	
at UALR	12/31/09	*	34	9-13	.692	6-9	.667	2-3	.667	2	2	4	3.2	2	2	3	0	0	26	12.2	
at Arkansas State	1/2/10	*	35	5-14	.357	1-5	.200	7-8	.875	3	2	5	3.4	0	2	3	0	1	18	12.6	
at Louisiana	01/07/10	*	35	1-4	.250	0-1	.000	9-11	.818	0	2	2	3.3	3	0	5	0	0	11	12.5	
NEW ORLEANS	01/09/10		23	6-9	.667	3-5	.600	3-4	.750	1	2	3	3.3	1	2	0	0	0	18	12.9	
Totals			14	432	62-139	.446	30-65	.462	52-67	.776	13	39	52	3.3	29	25	30	0	6	206	12.9

Games played: 16
 Minutes/game: 27.0
 Points/game: 12.9
 FG Pct: 44.6
 3FG Pct: 46.2
 FT Pct: 77.6

Rebounds/game: 3.3
 Assists/game: 1.6
 Turnovers/game: 1.9
 Assist/turnover ratio: 0.8
 Steals/game: 0.4

CAREER STATS

Season	gp-gs	min/avg	Total		3-Point		F-Throws		Rebounds				Scoring							
			fg-fga	pct	fg-fga	pct	ft-fta	pct	off	def	tot	avg	pf	fo	ast	to	blk	stl	pts	avg
2007-08	30-12	494/16.5	56-133	.421	22-62	.355	59-74	.797	19	49	68	2.3	39	0	21	37	1	14	193	6.4
2008-09	32-27	718/22.4	107-248	.431	34-91	.374	117-148	.791	22	52	74	2.3	59	1	34	41	1	11	365	11.4
2009-10	16-14	432/27.0	62-139	.446	30-65	.462	52-67	.776	13	39	52	3.3	29	0	25	30	0	6	206	12.9
TOTAL	78-53	1644/21.1	225-520	.433	86-218	.394	228-289	.789	54	140	194	2.5	127	1	80	108	2	31	764	9.8


15 BEN KNOX

6-10 • 221 • Fr. • C • RS • Arlington, Texas (Grace Prep Academy)

Had a block and a steal at ASU ... Recorded first career block at No. 16 Texas A&M ... Grabbed 2 rebounds in a career high 14 minutes vs UNO ... Posted 4 points on 2-2 shooting at Boise State ... Saw first action at NT and grabbed 1 rebound vs Cameron ... 2008-09: Took a red-shirt ... Was a TAPPS Second-Team All-State selection as a senior ... Guided Grace Prep to the TAPPS state title game in each of the last two seasons ... Ranked as the No. 62 recruit in the state by TexasHoops.com ... Listed as No. 354 among the top 1,000 players in the country by HoopScoopOnline.com.

CAREER HIGHS

Points: 4 vs. Boise St. (11/28/09)
 FG Made: 2 vs. Boise St. (11/28/09)
 3-FG Made: -
 FT Made: -
 Assists: 1 vs. ULL (1/7/10)
 Rebounds: 2 vs. UNO (1/9/10)
 Steals: 1 vs. ASU (1/2/10)
 Blocks: 1, last vs. ASU (1/2/10)
 Minutes: 14 vs. UNO (1/9/10)



Opponent	Date	gs	min	Total		3-Pointers		Free throws		Rebounds				pf	a	t/o	blk	stl	pts	avg
				fg-fga	pct	3fg-fga	pct	ft-fga	pct	off	def	tot	avg							
CAMERON	11/13/09		1	0-0	.000	0-0	.000	0-0	.000	1	0	1	1.0	0	0	0	0	0	0	0.0
at Boise State	11/28/09		4	2-2	1.000	0-0	.000	0-0	.000	1	0	1	1.0	0	1	1	0	0	4	2.0
UNIVERSITY OF THE SO	12/02/09		10	0-0	.000	0-0	.000	0-0	.000	1	0	1	1.0	1	0	1	0	0	0	1.3
at Texas A&M	12/07/09		3	0-0	.000	0-0	.000	0-0	.000	0	0	0	0.8	1	0	0	1	0	0	1.0
ULM	12/13/09		1	0-0	.000	0-0	.000	0-2	.000	0	1	1	0.8	0	0	0	0	0	0	0.8
FIU	12/20/09		0	0-0	.000	0-0	.000	0-0	.000	0	0	0	0.7	0	0	0	0	0	0	0.7
at Arkansas State	1/2/10		9	1-3	.333	0-0	.000	0-0	.000	2	1	3	1.0	1	0	0	1	1	2	0.9
at Louisiana	01/07/10		7	0-0	.000	0-0	.000	0-0	.000	1	0	1	1.0	3	1	1	0	0	0	0.8
NEW ORLEANS	01/09/10		14	0-1	.000	0-0	.000	0-0	.000	0	2	2	1.1	0	0	0	0	0	0	0.7
Totals		0	49	3-6	.500	0-0	.000	0-2	.000	6	4	10	1.1	6	2	3	2	1	6	0.7

Games played: 9
 Minutes/game: 5.4
 Points/game: 0.7
 FG Pct: 50.0
 FT Pct: 0.0

Rebounds/game: 1.1
 Assists/game: 0.2
 Turnovers/game: 0.3
 Assist/turnover ratio: 0.7
 Steals/game: 0.1
 Blocks/game: 0.2

20 COLLIN MANGRUM

6-4 • 190 • Jr. • G • 2L • Howe, Texas (Howe HS)

Has started 3 games this year - giving him 4 career starts ... Career-high 2 assists at UALR ... Shooting 22-53 (41.5 percent) from the floor after entering '09-10 with 28.8 career shooting percentage (19-66) ... Posted 9 points in a career-high 27 minutes vs Texas Southern ... 12 points at Rice was second career double-digit game ... Went 2-2 for 5 points at Oklahoma State ... 2008-09: Exploded for career highs in points (19), field goals (7) and 3-pointers (5) in breakout game vs Middle Tennessee ... Missed all of 2007-08 and the final nine games of the 08-09 season after exacerbating chronic injuries.

CAREER HIGHS

Points: 19 vs. MTSU (12/31/08)
 FG Made: 7 vs. MTSU (12/31/08)
 3-FG Made: 5 vs. MTSU (12/31/08)
 FT Made: 4, last vs Jarvis (12/22/06)
 Assists: 2 vs. UALR (12/31/09)
 Rebounds: 4, last vs. ULL (2/7/09)
 Steals: 2, last vs. JSU (11/24/09)
 Blocks: 1, last vs. Rice (12/5/09)
 Minutes: 27 vs. TSU (12/28/09)



Opponent	Date	gs	min	Total		3-Pointers		Free throws		Rebounds				pf	a	t/o	blk	stl	pts	avg	
				fg-fga	pct	3fg-fga	pct	ft-fta	pct	off	def	tot	avg								
CAMERON	11/13/09		12	3-7	.429	1-3	.333	2-2	1.000	0	0	0	0.0	2	0	0	0	0	9	9.0	
at Oklahoma State	11/21/09		10	2-2	1.000	1-1	1.000	0-0	.000	0	1	1	0.5	1	0	1	0	0	5	7.0	
JACKSON STATE	11/24/09		15	3-6	.500	1-4	.250	0-0	.000	0	0	0	0.3	4	0	1	1	2	7	7.0	
at Boise State	11/28/09		16	2-3	.667	0-0	.000	0-1	.000	0	0	0	0.3	2	0	0	0	0	4	6.3	
UNIVERSITY OF THE SO	12/02/09		15	2-3	.667	1-2	.500	2-2	1.000	0	1	1	0.4	4	1	0	1	1	7	6.4	
at Rice	12/05/09		23	4-8	.500	1-4	.250	3-4	.750	0	3	3	0.8	2	0	1	1	1	12	7.3	
ULM	12/13/09		11	0-3	.000	0-2	.000	0-0	.000	0	1	1	0.9	1	0	1	0	0	0	6.3	
FIU	12/20/09		9	0-2	.000	0-2	.000	2-2	1.000	0	2	2	1.0	0	0	0	0	0	2	5.8	
SOUTHEASTERN	12/22/09		9	0-1	.000	0-1	.000	0-0	.000	0	0	0	0.9	2	0	0	0	0	0	5.1	
TEXAS SOUTHERN	12/28/09	*	27	3-6	.500	0-1	.000	3-3	1.000	0	3	3	1.1	0	0	3	0	1	9	5.5	
at UALR	12/31/09	*	17	1-4	.250	1-4	.250	0-0	.000	0	2	2	1.2	2	2	0	0	0	3	5.3	
at Arkansas State	1/2/10	*	8	0-3	.000	0-1	.000	0-0	.000	0	0	0	1.1	0	0	1	0	0	0	4.8	
at Louisiana	01/07/10		2	0-1	.000	0-0	.000	0-0	.000	0	0	0	1.0	1	0	1	0	0	0	4.5	
NEW ORLEANS	01/09/10		12	2-4	.500	1-3	.333	0-0	.000	0	1	1	1.0	1	0	2	0	1	5	4.5	
Totals			3	186	22-53	.415	7-28	.250	12-14	.857	0	14	14	1.0	22	3	11	3	6	63	4.5

Games played: 14
 Minutes/game: 13.3
 Points/game: 4.5
 FG Pct: 41.5
 3FG Pct: 25.0
 FT Pct: 85.7

Rebounds/game: 1.0
 Assists/game: 0.2
 Turnovers/game: 0.8
 Assist/turnover ratio: 0.3
 Steals/game: 0.4
 Blocks/game: 0.2

CAREER STATS

Season	gp-gs	min/avg	Total		3-Point		F-Throws		Rebounds				Scoring							
			fg-fga	pct	fg-fga	pct	ft-fta	pct	off	def	tot	avg	pf	fo	ast	to	blk	stl	pts	avg
2006-07	21-0	129/6.1	10-31	.323	3-17	.176	10-12	.833	6	15	21	1.0	16	0	5	9	2	7	33	1.6
2008-09	11-1	88/8.0	9-35	.257	5-22	.227	3-6	.500	2	12	14	1.3	18	1	3	9	0	5	26	2.4
2009-10	14-3	186/13.3	22-53	.415	7-28	.250	12-14	.857	0	14	14	1.0	22	0	3	11	3	6	63	4.5
TOTAL	46-4	403/8.8	41-119	.345	15-67	.224	25-32	.781	8	41	49	1.1	56	1	11	29	5	18	122	2.7

21 SHANNON SHORTER

6-4 • 200 • Jr. • G • TR • Houston (Paris JC)

Earned starts in each of the last 2 games ... Career high 14 points in 31 minutes at ULL ... Tallied 7 assists in UALR win ... Snagged first career double-double vs. USW ... Started season opener vs Cameron ... racked up 11 points in the 2OT win over UTA ... 2008-09 Paris: Poured in 15.7 points per game and 9.0 rebounds per game in the Region XIV Tourney, earning an All-Tournament Team selection to go with his All-Conference bid ... Led the Dragons to a 25-6 record and a national top 10 ranking ... Shorter and Paris finished sixth nationally in defensive points allowed.

CAREER HIGHS

Points: 14 vs. ULL (1/7/10)
 FG Made: 5 vs. ULL (1/7/10)
 3-FG Made: 1 vs. OSU (11/21/09)
 FT Made: 7 vs. TSU (12/28/09)
 Assists: 7 vs. UALR (12/31/09)
 Rebounds: 10 vs. USW (12/2/09)
 Steals: 1, last vs. UNO (1/9/10)
 Blocks: 1 vs. UNO (1/9/10)
 Minutes: 32 vs. UNO (1/9/10)



Opponent	Date	gs	min	Total		3-Pointers		Free throws		Rebounds				pf	a	t/o	blk	stl	pts	avg	
				fg-fga	pct	3fg-fga	pct	ft-fta	pct	off	def	tot	avg								
CAMERON	11/13/09	*	21	0-3	.000	0-2	.000	2-2	1.000	0	2	2	2.0	0	2	2	0	0	2	2.0	
at UT Arlington	11/18/09	*	28	3-8	.375	0-2	.000	5-7	.714	2	2	4	3.0	3	2	1	0	1	11	6.5	
at Oklahoma State	11/21/09	*	17	2-5	.400	1-1	1.000	2-2	1.000	2	2	4	3.3	3	1	2	0	1	7	6.7	
JACKSON STATE	11/24/09		7	1-2	.500	0-0	.000	0-0	.000	0	1	1	2.8	0	0	1	0	0	2	5.5	
at Boise State	11/28/09		8	0-2	.000	0-0	.000	0-0	.000	0	2	2	2.6	0	0	1	0	0	0	4.4	
UNIVERSITY OF THE SO	12/02/09		21	4-5	.800	0-0	.000	3-7	.429	4	6	10	3.8	1	2	0	0	0	11	5.5	
at Rice	12/05/09		3	0-1	.000	0-1	.000	0-0	.000	0	1	1	3.4	0	0	0	0	0	0	4.7	
at Texas A&M	12/07/09		22	1-3	.333	0-1	.000	0-0	.000	0	0	0	3.0	4	1	2	0	0	2	4.4	
ULM	12/13/09		19	3-4	.750	0-1	.000	0-0	.000	0	4	4	3.1	5	3	1	0	1	6	4.6	
FIU	12/20/09		18	0-2	.000	0-1	.000	4-4	1.000	2	1	3	3.1	3	3	4	0	1	4	4.5	
SOUTHEASTERN	12/22/09		20	1-3	.333	0-1	.000	0-0	.000	0	3	3	3.1	1	2	1	0	1	2	4.3	
TEXAS SOUTHERN	12/28/09		19	2-3	.667	0-0	.000	7-9	.778	0	3	3	3.1	3	2	1	0	0	11	4.8	
at UALR	12/31/09		30	2-6	.333	0-1	.000	4-5	.800	3	1	4	3.2	2	7	1	0	0	8	5.1	
at Arkansas State	1/2/10		20	3-6	.500	0-2	.000	0-1	.000	0	4	4	3.2	1	0	2	0	0	6	5.1	
at Louisiana	01/07/10	*	31	5-9	.556	0-0	.000	4-6	.667	4	4	8	3.5	3	2	2	0	0	14	5.7	
NEW ORLEANS	01/09/10	*	32	3-7	.429	0-1	.000	1-1	1.000	2	3	5	3.6	2	1	3	1	1	7	5.8	
Totals			5	316	30-69	.435	1-14	.071	32-44	.727	19	39	58	3.6	31	28	24	1	6	93	5.8

Games played: 16
 Minutes/game: 19.8
 Points/game: 5.8
 FG Pct: 43.5
 3FG Pct: 7.1
 FT Pct: 72.7

Rebounds/game: 3.6
 Assists/game: 1.8
 Turnovers/game: 1.5
 Assist/turnover ratio: 1.2
 Steals/game: 0.4
 Blocks/game: 0.1


23 RICHARD THOMAS

6-5 • 190 • Jr. • G • TR • Rosedale, N.Y. (Garden City CC)

Started his 10th game of the year against UNO ... Broke out for career-high 11 points at ULL ... Scored at least 3 points in season's first 11 games ... Filled up the defensive stat sheet at Boise State and No. 16 Texas A&M with 2 steals and 1 block in both games ... Earned starting nod at OSU and had 5 points and 2 blocks ... Reached double-figures (12 pts) in first NT appearance in season opener ... 2008-09 Garden City: Named to the 2009 Region VI All-Tournament team at Garden City CC ... Represented the Broncbusters at the NJCAA All-Star Game.

CAREER HIGHS

Points: 14 vs. ULL (1/7/10)
 FG Made: 5 vs. ULL (1/7/10)
 3-FG Made: 2, last vs. FIU (12/20/09)
 FT Made: 4 vs. Cameron (11/13/09)
 Assists: 3, last vs. ULL (1/7/10)
 Rebounds: 5 vs. UNO (1/9/10)
 Steals: 2, last vs. Texas A&M (12/7/09)
 Blocks: 2 vs. OSU (11/21/09)
 Minutes: 31, last vs. Texas A&M (12/7/09)



Opponent	Date	gs	min	Total		3-Pointers		Free throws		Rebounds				pf	a	t/o	blk	stl	pts	avg	
				fg-fga	pct	3fg-fga	pct	ft-fta	pct	off	def	tot	avg								
CAMERON	11/13/09		24	3-7	.429	2-5	.400	4-5	.800	0	1	1	1.0	3	1	3	0	0	12	12.0	
at UT Arlington	11/18/09		14	1-4	.250	1-3	.333	0-0	.000	0	2	2	1.5	1	0	1	1	0	3	7.5	
at Oklahoma State	11/21/09	*	21	1-3	.333	1-3	.333	2-2	1.000	1	1	2	1.7	1	1	1	2	0	5	6.7	
JACKSON STATE	11/24/09	*	26	3-5	.600	2-3	.667	3-4	.750	0	3	3	2.0	4	1	0	0	0	11	7.8	
at Boise State	11/28/09	*	31	3-11	.273	1-6	.167	0-0	.000	1	1	2	2.0	2	2	6	1	2	7	7.6	
UNIVERSITY OF THE SO	12/02/09	*	19	3-5	.600	2-3	.667	0-0	.000	0	2	2	2.0	2	1	3	0	0	8	7.7	
at Rice	12/05/09	*	11	1-4	.250	1-4	.250	0-0	.000	1	0	1	1.9	4	0	1	0	0	3	7.0	
at Texas A&M	12/07/09	*	31	1-5	.200	1-3	.333	2-2	1.000	0	4	4	2.1	4	3	1	1	2	5	6.8	
ULM	12/13/09	*	23	3-6	.500	0-1	.000	3-4	.750	1	1	2	2.1	3	3	3	0	0	9	7.0	
FIU	12/20/09	*	25	3-6	.500	2-5	.400	2-3	.667	1	2	3	2.2	5	0	2	0	1	10	7.3	
SOUTHEASTERN	12/22/09	*	20	2-8	.250	0-3	.000	3-3	1.000	0	5	5	2.5	1	1	1	0	1	7	7.3	
TEXAS SOUTHERN	12/28/09		4	0-1	.000	0-1	.000	0-2	.000	0	2	2	2.4	0	1	1	0	1	0	6.7	
at UALR	12/31/09		6	0-1	.000	0-1	.000	0-0	.000	0	1	1	2.3	0	0	1	1	0	0	6.2	
at Louisiana	01/07/10		30	5-8	.625	1-3	.333	3-4	.750	0	2	2	2.3	4	3	2	0	0	14	6.7	
NEW ORLEANS	01/09/10	*	25	3-7	.429	1-3	.333	0-2	.000	0	5	5	2.5	2	0	1	1	0	7	6.7	
Totals			10	310	32-81	.395	15-47	.319	22-31	.710	5	32	37	2.5	36	17	27	7	7	101	6.7

Games played: 15
 Minutes/game: 20.7
 Points/game: 6.7
 FG Pct: 39.5
 3FG Pct: 31.9
 FT Pct: 71.0

Rebounds/game: 2.5
 Assists/game: 1.1
 Turnovers/game: 1.8
 Assist/turnover ratio: 0.6
 Steals/game: 0.5
 Blocks/game: 0.5

25 ERIC TRAMIEL

6-7 • 230 • Sr. • F • 1L • Shreveport, La. (Paris JC)

Will be a game time decision after leaving Texas Southern game with a wrist injury ... Ranks 4th in school history with a 55.9 career FG% ... 19 points and 8 rebounds vs SLU ... Bullied OSU for 16 pts on 7-of-14 shooting, and No. 16 Texas A&M for 17 pts on 6-of-11 ... 20th career double-digit scoring performance in season opener ... Career-high 3 steals vs ULM ... Preseason First Team All-Sun Belt ... 2008-09: Earned Third Team All-Sun Belt honors ... Shot 57.9% in 08-09, which leads all SBC newcomers and ranked 3rd in the league.

CAREER HIGHS

Points: 22 vs. FIU (1/22/09)
 FG Made: 9 vs. UALR (1/08/09)
 3-FG Made: 2, last vs. Rice (12/5/09)
 FT Made: 13 vs. FAU (3/4/09)
 Assists: 3, last vs. ASU (2/26/09)
 Rebounds: 15 vs. FIU (1/22/09)
 Steals: 3 vs. ULM (12/13/09)
 Blocks: 4 vs. SHSU (11/20/08)
 Minutes: 39 vs. FIU (12/20/09)



Opponent	Date	gs	min	Total		3-Pointers		Free throws		Rebounds				pf	a	t/o	blk	stl	pts	avg	
				fg-fga	pct	3fg-fga	pct	ft-fta	pct	off	def	tot	avg								
CAMERON	11/13/09	*	29	3-7	.429	0-1	.000	5-8	.625	4	3	7	7.0	3	2	3	0	0	11	11.0	
at UT Arlington	11/18/09	*	20	1-3	.333	0-1	.000	3-3	1.000	0	3	3	5.0	5	0	0	0	1	5	8.0	
at Oklahoma State	11/21/09	*	32	7-14	.500	1-3	.333	1-1	1.000	0	3	3	4.3	5	0	0	1	0	16	10.7	
JACKSON STATE	11/24/09	*	29	6-9	.667	0-1	.000	3-5	.600	1	4	5	4.5	5	0	3	2	1	15	11.8	
at Boise State	11/28/09	*	33	5-8	.625	2-3	.667	2-5	.400	0	4	4	4.4	3	1	2	1	1	14	12.2	
at Rice	12/05/09	*	34	3-10	.300	2-5	.400	2-4	.500	2	5	7	4.8	3	1	3	0	0	10	11.8	
at Texas A&M	12/07/09	*	31	6-11	.545	1-4	.250	4-7	.571	2	4	6	5.0	5	2	2	1	2	17	12.6	
ULM	12/13/09	*	28	7-9	.778	0-0	.000	2-4	.500	2	3	5	5.0	2	0	2	1	3	16	13.0	
FIU	12/20/09	*	39	0-5	.000	0-2	.000	0-3	.000	2	3	5	5.0	1	1	1	1	0	0	11.6	
SOUTHEASTERN	12/22/09	*	33	6-10	.600	0-1	.000	7-9	.778	3	5	8	5.3	1	0	3	1	0	19	12.3	
TEXAS SOUTHERN	12/28/09	*	3	0-1	.000	0-0	.000	0-0	.000	0	1	1	4.9	0	1	0	0	0	0	11.2	
Totals			11	311	44-87	.506	6-21	.286	29-49	.592	16	38	54	4.9	33	8	19	8	8	123	11.2

Games played: 11
 Minutes/game: 28.3
 Points/game: 11.2
 FG Pct: 50.6
 3FG Pct: 28.6
 FT Pct: 59.2

Rebounds/game: 4.9
 Assists/game: 0.7
 Turnovers/game: 1.7
 Assist/turnover ratio: 0.4
 Steals/game: 0.7
 Blocks/game: 0.7

CAREER STATS

Season	gp-gs	min/avg	Total		3-Point		F-Throws		Rebounds				Scoring							
			fg-fga	pct	fg-fga	pct	ft-fta	pct	off	def	tot	avg	pf	fo	ast	to	blk	stl	pts	avg
2008-09	32-19	784/24.5	132-228	.579	4-10	.400	116-179	.648	74	138	212	6.6	86	3	26	50	21	13	384	12.0
2009-10	11-11	311/28.3	44-87	.506	6-21	.286	29-49	.592	16	38	54	4.9	33	4	8	19	8	8	123	11.2
TOTAL	43-30	1095/25.5	176-315	.559	10-31	.323	145-228	.636	90	176	266	6.2	119	7	34	69	29	21	507	11.8

30 JACOB HOLMEN

6-8 • 220 • Fr. • F • HS • Whitehouse, Texas (Whitehouse HS)

Hit game-winning 15-footer with 3 seconds remaining vs Texas Southern ... 5-8 from the floor for 11 points in UALR win ... 81.8 FT% is 2nd on the team ... Posted a block and a 3-pointer in 9 minutes at No. 16 Texas A&M ... Only Josh White has topped Holmen's 17 pts vs USW ... 7 rebounds vs FIU ... Hit first career 3-pointer at Boise State ... Team's leading rebounder at OSU with 8 boards ... Breakout game vs. UTA with 14 pts in 29 minutes ... High School: Was the District 11-4A Defensive POY ... A First-Team All-East Texas selection by the Tyler Morning Telegraph in 2008 and All-East Texas MVP in 2009.

CAREER HIGHS

Points: 17 vs. USW (12/2/09)
 FG Made: 6, last vs. USW (12/2/09)
 3-FG Made: 1, last vs. ASU (1/2/10)
 FT Made: 5 vs. USW (12/2/09)
 Assists: 2 vs. Cameron (11/13/09)
 Rebounds: 8 vs. OSU (11/21/09)
 Steals: 2 vs. UNO (1/9/09)
 Blocks: 1, last vs. SLU (12/22/09)
 Minutes: 31 vs. UALR (12/31/09)



Opponent	Date	gs	min	Total		3-Pointers		Free throws		Rebounds				pf	a	t/o	blk	stl	pts	avg	
				fg-fga	pct	3fg-fga	pct	ft-fa	pct	off	def	tot	avg								
CAMERON	11/13/09		16	2-5	.400	0-1	.000	0-0	.000	1	1	2	2.0	1	2	0	0	0	4	4.0	
at UT Arlington	11/18/09		29	6-12	.500	0-2	.000	2-4	.500	1	3	4	3.0	4	0	0	1	0	14	9.0	
at Oklahoma State	11/21/09		13	3-8	.375	0-2	.000	0-1	.000	3	5	8	4.7	2	1	0	0	1	6	8.0	
JACKSON STATE	11/24/09		11	1-1	1.000	0-0	.000	4-4	1.000	0	1	1	3.8	0	0	0	0	0	6	7.5	
at Boise State	11/28/09		7	3-5	.600	1-1	1.000	0-0	.000	0	1	1	3.2	1	0	0	0	0	7	7.4	
UNIVERSITY OF THE SO	12/02/09	*	22	6-10	.600	0-1	.000	5-5	1.000	1	1	2	3.0	2	1	1	0	1	17	9.0	
at Rice	12/05/09	*	11	1-6	.167	0-0	.000	0-0	.000	2	1	3	3.0	0	0	0	0	0	2	8.0	
at Texas A&M	12/07/09		9	1-4	.250	1-2	.500	0-0	.000	1	0	1	2.8	0	0	0	1	0	3	7.4	
ULM	12/13/09		6	0-2	.000	0-1	.000	0-0	.000	0	2	2	2.7	2	0	2	0	1	0	6.6	
FIU	12/20/09		15	1-5	.200	0-1	.000	0-0	.000	3	4	7	3.1	0	0	1	0	0	2	6.1	
SOUTHEASTERN	12/22/09		11	1-2	.500	0-1	.000	0-0	.000	0	1	1	2.9	3	0	1	1	0	2	5.7	
TEXAS SOUTHERN	12/28/09		30	5-7	.714	0-0	.000	2-2	1.000	0	2	2	2.8	0	1	2	0	1	12	6.3	
at UALR	12/31/09	*	31	5-8	.625	0-1	.000	1-1	1.000	0	2	2	2.8	5	1	1	0	0	11	6.6	
at Arkansas State	1/2/10	*	24	3-7	.429	1-3	.333	1-1	1.000	0	3	3	2.8	3	0	1	0	0	8	6.7	
at Louisiana	01/07/10	*	13	1-4	.250	0-2	.000	2-2	1.000	0	0	0	2.6	0	0	1	0	0	4	6.5	
NEW ORLEANS	01/09/10	*	24	0-6	.000	0-0	.000	1-2	.500	3	3	6	2.8	2	1	3	0	2	1	6.2	
Totals			6	272	39-92	.424	3-18	.167	18-22	.818	15	30	45	2.8	25	7	13	3	6	99	6.2

Games played: 16
 Minutes/game: 17.0
 Points/game: 6.2
 FG Pct: 42.4
 3FG Pct: 16.7
 FT Pct: 81.8

Rebounds/game: 2.8
 Assists/game: 0.4
 Turnovers/game: 0.8
 Assist/turnover ratio: 0.5
 Steals/game: 0.4
 Blocks/game: 0.2

33 TYLER HALL

6-2 • 175 • So. • G • HS • Pampa, Texas (Pampa HS)

4 pts in 3 minutes vs. USW ... Recorded a steal in 1 minute of play vs Cameron ... High School: A multi-sport standout at Pampa High School, Hall averaged 22 points, 6 rebounds and 5 assists per game as a senior ... Was named an all-district performer in each of his last two seasons, and was once named to the all-region team ... Scored a career-high double-double with 42 points and 11 rebounds in a single game ... Also lettered in track, where he qualified for regionals in the long jump ... Participated in the Faith 7 Texas vs. Oklahoma All-Star game ... Has two brothers, Brodie and Clayton ... Born on August 29, 1988 to Kitty and Terry Hall.

CAREER HIGHS

Points: 4 vs. USW (12/2/09)
 FG Made: 1 vs. USW (12/2/09)
 3-FG Made: -
 FT Made: 2 vs. USW (12/2/09)
 Assists: 1 vs. USW (12/2/09)
 Rebounds: -
 Steals: 1 vs. Cameron (11/13/09)
 Blocks: -
 Minutes: 3 vs. USW (12/2/09)



Opponent	Date	gs	min	Total		3-Pointers		Free throws		Rebounds				pf	a	t/o	blk	stl	pts	avg
				fg-fga	pct	3fg-fga	pct	ft-fta	pct	off	def	tot	avg							
CAMERON	11/13/09		1	0-1	.000	0-0	.000	0-0	.000	0	0	0	0.0	0	0	0	0	1	0	0.0
UNIVERSITY OF THE SO	12/02/09		3	1-1	1.000	0-0	.000	2-2	1.000	0	0	0	0.0	0	1	0	0	0	4	2.0
Totals			4	1-2	.500	0-0	.000	2-2	1.000	0	0	0	0.0	0	1	0	0	1	4	2.0

Games played: 2
 Minutes/game: 2.0
 Points/game: 2.0
 FG Pct: 50.0
 FT Pct: 100.0

Assists/game: 0.5
 Assist/turnover ratio: 99.9
 Steals/game: 0.5

42 CAMERON SPENCER

6-7 • 264 • Jr. • F • SQ • Orange, Texas (Southern Methodist)

Hit a key bucket in the win over UALR ... Career high 2 assists and a block vs ULM ... Solid 5 pts on 2-3 shooting vs. USW ... Game and career-high 8 rebounds at Boise State ... Tallied a jumper and a block vs. Jackson State ... Scored a bucket vs Cameron in his first action at NT ... Sat out the 2008-09 season due to NCAA transfer rules ... At SMU he played in 41 games over two years, hitting 53.6 percent from the floor ... Was the first signee for SMU head coach Matt Doherty ... He also tallied 6 blocks and 6 steals to go with 5 assists and 9-of-17 (52.9 percent) shooting on the year.

CAREER HIGHS

Points: 5 vs. USW (12/2/09)
 FG Made: 2 vs. USW (12/2/09)
 3-FG Made: -
 FT Made: 1 vs. USW (12/2/09)
 Assists: 2 vs. ULM (12/13/09)
 Rebounds: 8 vs. Boise St. (11/28/09)
 Steals: 1, last vs. ULM (12/13/09)
 Blocks: 1, last vs. UNO (1/09/10)
 Minutes: 19 vs. Boise St. (11/28/09)



Opponent	Date	gs	min	Total		3-Pointers		Free throws		Rebounds				pf	a	t/o	blk	stl	pts	avg
				fg-fga	pct	3fg-fga	pct	ft-fta	pct	off	def	tot	avg							
CAMERON	11/13/09		5	1-2	.500	0-0	.000	0-0	.000	1	0	1	1.0	0	1	0	0	0	2	2.0
at UT Arlington	11/18/09		6	0-0	.000	0-0	.000	0-0	.000	0	1	1	1.0	0	0	2	0	0	0	1.0
at Oklahoma State	11/21/09		1	0-1	.000	0-0	.000	0-0	.000	0	0	0	0.7	1	0	0	0	0	0	0.7
JACKSON STATE	11/24/09		3	1-2	.500	0-0	.000	0-0	.000	0	1	1	0.8	0	0	0	1	0	2	1.0
at Boise State	11/28/09		19	1-2	.500	0-0	.000	0-0	.000	3	5	8	2.2	0	1	1	1	0	2	1.2
UNIVERSITY OF THE SO	12/02/09		14	2-3	.667	0-0	.000	1-2	.500	1	3	4	2.5	0	0	0	0	1	5	1.8
at Rice	12/05/09		6	0-0	.000	0-0	.000	0-0	.000	0	1	1	2.3	0	0	0	0	0	0	1.6
at Texas A&M	12/07/09		6	1-2	.500	0-0	.000	0-0	.000	1	2	3	2.4	3	0	0	0	1	2	1.6
ULM	12/13/09		6	0-0	.000	0-0	.000	0-0	.000	0	1	1	2.2	2	2	0	0	1	0	1.4
TEXAS SOUTHERN	12/28/09		2	0-0	.000	0-0	.000	0-0	.000	0	0	0	2.0	1	0	0	0	0	0	1.3
at UALR	12/31/09		9	1-1	1.000	0-0	.000	0-0	.000	0	1	1	1.9	0	0	0	0	0	2	1.4
at Arkansas State	1/2/10		16	1-3	.333	0-0	.000	0-0	.000	2	5	7	2.3	0	0	1	0	0	2	1.4
at Louisiana	01/07/10		2	0-0	.000	0-0	.000	0-0	.000	1	0	1	2.2	0	0	1	0	0	0	1.3
NEW ORLEANS	01/09/10		10	1-1	1.000	0-0	.000	0-0	.000	1	3	4	2.4	2	0	0	1	0	2	1.4
Totals		0	105	9-17	.529	0-0	.000	1-2	.500	10	23	33	2.4	9	4	5	3	3	19	1.4

Games played: 14
 Minutes/game: 7.5
 Points/game: 1.4
 FG Pct: 52.9
 FT Pct: 50.0

Rebounds/game: 2.4
 Assists/game: 0.3
 Turnovers/game: 0.4
 Assist/turnover ratio: 0.8
 Steals/game: 0.2
 Blocks/game: 0.2

NORTH TEXAS vs. TROY

10-6 OVERALL, 3-3 SUN BELT WEST

2009-10 SEASON STATS TEAM/INDIVIDUAL

RECORD:	OVERALL	HOME	AWAY	NEUTRAL
ALL GAMES	10-6	7-1	3-5	0-0
CONFERENCE	3-3	2-1	1-2	0-0
NON-CONFERENCE	7-3	5-0	2-3	0-0

##	Player	gp-gs	min	Total		3-Point		F-Throw		Rebounds				Other				pts	avg			
				fg-fga	fg%	3fg-fga	3fg%	ft-fa	ft%	off	def	tot	avg	pf	dq	a	to			blk	stl	
10	White, Josh	16-16	581	36.3	71-154	.461	31-67	.463	72-90	.800	11	26	37	2.3	23	0	68	50	0	5	245	15.3
14	Thompson, Tristan	16-14	432	27.0	62-139	.446	30-65	.462	52-67	.776	13	39	52	3.3	29	0	25	30	0	6	206	12.9
25	Tramiel, Eric	11-11	311	28.3	44-87	.506	6-21	.286	29-49	.592	16	38	54	4.9	33	4	8	19	8	8	123	11.2
04	Odufuwa, George	16-15	491	30.7	61-106	.575	0-0	.000	50-80	.625	54	100	154	9.6	46	1	19	40	19	12	172	10.8
01	Johnson, Dominique	4-0	60	15.0	8-19	.421	3-8	.375	8-10	.800	0	7	7	1.8	6	0	9	4	1	3	27	6.8
23	Thomas, Richard	15-10	310	20.7	32-81	.395	15-47	.319	22-31	.710	5	32	37	2.5	36	1	17	27	7	7	101	6.7
30	Holmen, Jacob	16-6	272	17.0	39-92	.424	3-18	.167	18-22	.818	15	30	45	2.8	25	1	7	13	3	6	99	6.2
21	Shorter, Shannon	16-5	316	19.8	30-69	.435	1-14	.071	32-44	.727	19	39	58	3.6	31	1	28	24	1	6	93	5.8
20	Mangrum, Collin	14-3	186	13.3	22-53	.415	7-28	.250	12-14	.857	0	14	14	1.0	22	0	3	11	3	6	63	4.5
33	Hall, Tyler	2-0	4	2.0	1-2	.500	0-0	.000	2-2	1.000	0	0	0	0.0	0	0	1	0	0	1	4	2.0
42	Spencer, Cameron	14-0	105	7.5	9-17	.529	0-0	.000	1-2	.500	10	23	33	2.4	9	0	4	5	3	3	19	1.4
12	Goff, Nick	3-0	5	1.7	1-2	.500	0-0	.000	2-2	1.000	1	1	2	0.7	0	0	1	1	0	0	4	1.3
03	Williams, Alzee	16-0	147	9.2	6-32	.188	1-18	.056	8-12	.667	1	10	11	0.7	14	0	3	9	3	4	21	1.3
15	Knox, Ben	9-0	49	5.4	3-6	.500	0-0	.000	0-2	.000	6	4	10	1.1	6	0	2	3	2	1	6	0.7
11	Matlock, Antwone	3-0	6	2.0	0-3	.000	0-3	.000	0-0	.000	0	1	1	0.3	2	0	0	0	0	0	0	0.0
Team											24	32	56				4					
Total.....		16	3275		389-862	.451	97-289	.336	308-427	.721	175	396	571	35.7	282	8	195	240	50	68	1183	73.9
Opponents.....		16	3276		417-957	.436	80-252	.317	217-300	.723	190	367	557	34.8	354	-	174	211	63	108	1131	70.7

TEAM STATISTICS	NT	OPP	Date	Opponent	Score	Att.
SCORING	1183	1131	11/13/09	CAMERON	w 80-62	1524
Points per game	73.9	70.7	11/18/09	at UT Arlington	wo2 101-99	1404
Scoring margin	+3.3	-	11/21/09	at Oklahoma State	L 68-82	10888
FIELD GOALS-ATT	389-862	417-957	11/24/09	JACKSON STATE	w 68-58	2164
Field goal pct	.451	.436	11/28/09	at Boise State	L 73-79	2650
3 POINT FG-ATT	97-289	80-252	12/02/09	UNIVERSITY OF THE SOUTHWEST	w 91-62	1677
3-point FG pct	.336	.317	12/05/09	at Rice	w 64-62	1490
3-pt FG made per game	6.1	5.0	12/07/09	at Texas A&M	L 65-75	6366
FREE THROWS-ATT	308-427	217-300	* 12/13/09	ULM	w 79-62	1412
Free throw pct	.721	.723	* 12/20/09	FIU	Lot 70-80	2327
F-Throws made per game	19.3	13.6	12/22/09	SOUTHEASTERN	w 71-61	1319
REBOUNDS	571	557	12/28/09	TEXAS SOUTHERN	w 71-69	1768
Rebounds per game	35.7	34.8	* 12/31/09	at UALR	w 83-78	3009
Rebounding margin	+0.9	-	* 1/2/10	at Arkansas State	L 56-71	2381
ASSISTS	195	174	* 01/07/10	at Louisiana	L 72-74	1235
Assists per game	12.2	10.9	* 01/09/10	NEW ORLEANS	w 71-57	2273
TURNOVERS	240	211				
Turnovers per game	15.0	13.2				
Turnover margin	-1.8	-				
Assist/turnover ratio	0.8	0.8				
STEALS	68	108				
Steals per game	4.3	6.8				
BLOCKS	50	63				
Blocks per game	3.1	3.9				
ATTENDANCE	14464	29423				
Home games-Avg/Game	8-1808	8-3678				
Neutral site-Avg/Game	-	0-0				

Score by Periods	1st	2nd	OT	OT2	Totals
North Texas	545	616	15	7	1183
Opponents	533	568	25	5	1131

* - Conference game

NORTH TEXAS vs. TROY

10-6 OVERALL, 3-3 SUN BELT WEST

2009-10 SEASON STATS TEAM GAME-BY-GAME

Opponent	1st	2nd	Score	Mar	Total FG	FG Pct	3-Pointers	3FG Pct	Free Throws	FT Pct	Rebounds	Assist	T/Over	Block	Steal	Fouls
CAMERON	44/29	36/33	80-62	+18	24-57/24-67	.421/.358	8-22/10-32	.364/.313	24-33/4-10	.727/.400	50/33 +17	13/10	15/11	2/2	2/8	14/24
UT Arlington	34/40	48/42	101-99	+2	27-57/35-84	.474/.417	3-15/7-21	.200/.333	44-57/22-30	.772/.733	46/41 +5	13/13	22/16	5/6	7/10	27/36
Oklahoma State	32/44	36/38	68-82	(14)	24-58/30-57	.414/.526	5-16/7-17	.313/.412	15-18/15-20	.833/.750	36/32 +4	11/14	13/9	4/6	2/4	19/18
JACKSON STATE	30/23	38/35	68-58	+10	22-50/21-59	.440/.356	4-14/3-13	.286/.231	20-28/13-21	.714/.619	36/38 (2)	10/10	14/16	7/4	6/5	20/23
Boise State	37/38	36/41	73-79	(6)	29-62/28-62	.468/.452	9-22/7-11	.409/.636	6-12/16-22	.500/.727	35/37 (2)	15/17	18/15	3/9	3/8	14/13
UNIVERSITY OF THE SOUTH	50/32	41/30	91-62	+29	33-59/23-53	.559/.434	8-19/3-16	.421/.188	17-24/13-18	.708/.722	41/22 +19	14/9	11/14	2/3	7/7	16/18
Rice	32/27	32/35	64-62	+2	18-48/25-62	.375/.403	8-22/4-15	.364/.267	20-26/8-12	.769/.667	33/40 (7)	8/12	12/11	1/3	3/3	16/22
Texas A&M	25/40	40/35	65-75	(10)	23-54/25-50	.426/.500	4-16/5-14	.250/.357	15-22/20-24	.682/.833	31/31 -	14/10	14/10	4/3	7/3	21/20
ULM	35/33	44/29	79-62	+17	28-49/21-58	.571/.362	8-15/5-21	.533/.238	15-25/15-21	.600/.714	33/34 (1)	17/4	18/18	4/2	7/8	21/22
FIU	23/38	44/29	70-80	(10)	21-58/30-66	.362/.455	10-30/6-17	.333/.353	18-30/14-17	.600/.824	38/51 (13)	9/9	14/9	6/3	3/10	19/28
SOUTHEASTERN	43/29	28/32	71-61	+10	24-53/24-64	.453/.375	3-17/3-16	.176/.188	20-24/10-15	.833/.667	31/42 (11)	7/9	12/16	4/2	6/5	15/20
TEXAS SOUTHERN	35/30	36/39	71-69	+2	23-45/28-55	.511/.509	4-13/1-12	.308/.083	21-27/12-14	.778/.857	27/28 (1)	12/10	15/15	0/4	5/9	13/22
UALR	45/37	38/41	83-78	+5	29-54/28-60	.537/.467	9-24/5-14	.375/.357	16-22/17-22	.727/.773	27/36 (9)	23/14	12/14	2/4	1/3	16/23
Arkansas State	22/32	34/39	56-71	(15)	19-57/30-58	.333/.517	3-16/6-12	.188/.500	15-19/5-9	.789/.556	37/33 +4	10/18	16/11	2/5	3/7	13/17
Louisiana	22/34	50/40	72-74	(2)	21-46/26-51	.457/.510	4-10/4-9	.400/.444	26-34/18-25	.765/.720	33/21 +12	10/11	22/11	1/7	0/10	22/25
NEW ORLEANS	36/27	35/30	71-57	+14	24-55/19-51	.436/.373	7-18/4-12	.389/.333	16-26/15-20	.615/.750	37/38 (1)	9/4	12/15	3/0	6/8	16/23

Note: Game totals are displayed in the format TEAM/OPPONENT for each category

NORTH TEXAS vs. TROY

10-6 OVERALL, 3-3 SUN BELT WEST



CAMERON 62 at NORTH TEXAS 80 The Super Pit • Denton, Texas • 11/13/09

North Texas (1-0)		FG-A	3G-A	FT-A	O	D	T	PF	Pts	A	TO	B	S	Min.				
04	Odufuwa, George	.4	4	10	0	0	4	7	6	18	24	0	12	1	3	2	1	29
25	Tramiel, Eric	.3	7	0	1	5	8	4	3	7	3	11	2	3	0	0	29	
10	White, Josh	.6	9	5	6	2	3	1	3	4	2	19	4	2	0	0	30	
14	Thompson, Tristan	.1	3	0	2	3	4	1	2	3	1	5	0	1	0	0	16	
21	Shorter, Shannon	.0	3	0	2	2	2	0	2	2	0	2	2	2	0	0	21	
03	Williams, Alzee	.1	2	0	1	0	0	0	1	1	1	2	0	0	0	0	14	
11	Matlock, Antwone	.0	1	0	1	0	0	0	0	0	1	0	0	0	0	0	1	
12	Goff, Nick	.0	0	0	0	2	2	0	0	0	0	2	0	1	0	0	1	
15	Knox, Ben	.0	0	0	0	0	0	1	0	1	0	0	0	0	0	0	1	
20	Mangrum, Collin	.3	7	1	3	2	2	0	0	0	2	9	0	0	0	0	12	
23	Thomas, Richard	.3	7	2	5	4	5	0	1	1	3	12	1	3	0	0	24	
30	Holmen, Jacob	.2	5	0	1	0	0	1	1	2	1	4	2	0	0	0	16	
33	Hall, Tyler	.0	1	0	0	0	0	0	0	0	0	0	0	0	0	0	1	
42	Spencer, Cameron	.1	2	0	0	0	0	1	0	1	0	2	1	0	0	0	5	
	TEAM																	
	Totals	.24	.57	.8	.22	.24	.33	.17	.33	.50	.14	.80	.13	.15	.2	.2	.2	

Cameron (0-1)		FG-A	3G-A	FT-A	O	D	T	PF	Pts	A	TO	B	S	Min.			
13	GLASGOW, Kallan	.3	6	0	1	2	4	1	4	5	1	8	4	2	1	0	31
30	BURKE, Jamaar	.0	0	0	0	0	0	0	0	0	0	0	0	1	1	1	11
01	MORGAN, Greg	.0	4	0	0	0	0	2	0	2	1	0	3	0	0	1	19
05	EILAND, Derno	.5	16	3	11	0	0	1	1	2	4	13	0	1	0	1	29
20	WILLIAMS, Jacques	.6	16	5	12	1	1	1	1	2	4	18	2	3	0	3	29
02	JEWELL, Paul	.0	0	0	0	0	0	0	0	0	0	0	0	0	0	0	1
03	VUKADINOVIC, Nikola	.0	2	0	2	0	0	0	0	0	1	0	0	1	0	0	7
12	GEIGER, Bryce	.0	0	0	0	1	2	0	0	0	0	1	0	1	0	0	1
22	FARNSWORTH, Nick	.0	0	0	0	0	0	0	0	0	1	0	0	0	0	0	1
24	MURRAY, Nathan	.5	11	0	1	0	0	2	4	6	2	10	0	1	0	0	27
33	GARNER, Milton	.2	5	2	5	0	3	1	5	6	1	6	1	1	0	2	29
40	DAWON, Terry	.3	6	0	0	0	0	2	2	4	4	6	0	0	0	0	15
	TEAM																
	Totals	.24	.67	.10	.32	.4	.10	.12	.21	.33	.24	.62	.10	.11	.2	.8	.20

	1st	2nd	Tot	FG%	3FG%	FT%	FBR	Paint	P-TO	2nd	Bnch
North Texas	44	36	80	42.1	36.4	72.7	8	26	10	12	31
Cameron	29	33	62	35.8	31.3	40.0	2	20	10	16	23

Officials: David Stevens, Kyle Ingram, Bobby Jacobs
Attendance: 1,524



NORTH TEXAS 68 at OKLAHOMA STATE 82 Gallagher-Iba Arena • Stillwater, Okla. • 11/21/09

North Texas (2-1)		FG-A	3G-A	FT-A	O	D	T	PF	Pts	A	TO	B	S	Min.			
04	Odufuwa, George	.4	8	0	0	3	4	1	6	7	1	11	1	2	1	0	34
25	Tramiel, Eric	.7	14	1	3	1	1	0	3	3	5	16	0	0	1	0	32
10	White, Josh	.1	6	0	3	2	2	0	1	1	1	4	5	4	0	0	35
21	Shorter, Shannon	.2	5	1	1	2	2	1	1	3	3	7	1	2	0	1	17
23	Thomas, Richard	.1	3	1	3	2	2	1	1	1	2	1	5	1	1	2	21
01	Johnson, Dominique	.2	6	0	1	5	6	0	3	3	1	9	1	0	0	0	19
03	Williams, Alzee	.0	0	0	0	0	0	0	0	0	1	0	0	1	0	0	3
14	Thompson, Tristan	.2	6	1	2	0	0	3	2	5	2	5	1	2	0	0	15
20	Mangrum, Collin	.2	2	1	1	0	0	0	1	1	1	5	0	1	0	0	10
30	Holmen, Jacob	.3	8	0	2	0	1	3	5	8	2	6	1	0	0	1	13
42	Spencer, Cameron	.0	1	0	0	0	0	0	0	0	1	0	0	0	0	0	1
	TEAM																
	Totals	.24	.59	.5	.16	.15	.18	.12	.23	.35	.19	.68	.11	.13	.4	.2	.20

Oklahoma State (3-0)		FG-A	3G-A	FT-A	O	D	T	PF	Pts	A	TO	B	S	Min.			
33	Moses, Marshall	.5	9	0	0	0	1	1	8	9	3	10	2	1	1	0	28
02	Muonelo, Obi	.5	13	0	4	7	8	3	4	7	2	17	4	4	1	2	32
12	Page, Keiton	.5	10	3	5	0	0	0	1	1	4	13	1	0	0	0	32
14	Penn, Ray	.1	2	1	2	1	2	0	0	0	1	4	4	1	0	1	35
23	Anderson, James	.8	13	3	5	6	7	1	8	9	1	25	1	0	1	1	34
01	Shaw, Jarred	.0	0	0	0	0	0	0	0	0	1	0	0	0	1	0	1
01	Gulley, Fred	.0	1	0	0	0	0	0	0	3	3	1	0	2	0	0	19
31	Pilgrim, Matt	.4	5	0	0	1	2	1	1	2	4	9	0	3	2	0	13
32	Franklin, Roger	.2	3	0	1	0	0	0	0	0	1	4	0	0	0	0	6
	TEAM																
	Totals	.30	.56	.7	.17	.15	.20	.7	.26	.33	.18	.82	.14	.9	.6	.4	.20

	1st	2nd	Tot	FG%	3FG%	FT%	Paint	P-TO	2nd	Break	Bench
North Texas	32	36	68	40.7	31.3	83.3	28	10	10	2	25
OSU	44	38	82	53.6	41.2	75.0	26	17	6	10	13

Officials: Ed Hightower, Randy Heimerman, John Moore
Attendance: 10,888



NORTH TEXAS 101 at UT ARLINGTON 99 (2OT) Texas Hall • Arlington, Texas • 11/18/09

North Texas (2-0)		FG-A	3G-A	FT-A	O	D	T	PF	Pts	A	TO	B	S	Min.			
04	Odufuwa, George	.4	4	0	0	8	10	1	10	11	3	16	1	4	3	3	44
10	White, Josh	.9	14	2	4	15	18	2	5	7	1	35	4	7	0	0	46
14	Thompson, Tristan	.1	5	0	0	7	9	1	3	4	4	9	3	3	0	0	25
21	Shorter, Shannon	.3	8	0	2	5	7	2	2	4	3	11	2	1	0	1	28
25	Tramiel, Eric	.1	3	0	1	3	3	0	3	3	5	5	0	0	0	1	20
01	Johnson, Dominique	.1	5	0	2	1	2	0	1	1	2	3	3	1	0	1	15
03	Williams, Alzee	.1	2	0	1	3	4	1	1	2	4	5	0	1	0	1	23
23	Thomas, Richard	.1	4	1	3	0	0	0	2	2	1	3	0	1	1	0	14
30	Holmen, Jacob	.6	12	0	2	2	4	1	3	4	4	14	0	0	1	0	29
42	Spencer, Cameron	.0	0	0	0	0	0	0	0	1	1	0	0	0	2	0	6
	TEAM																
	Totals	.27	.57	.3	.15	.44	.57	.10	.36	.46	.27	.10	.13	.22	.5	.7	.25

UT Arlington (1-1)		FG-A	3G-A	FT-A	O	D	T	PF	Pts	A	TO	B	S	Min.			
00	Haynes, Marquez	.10	.27	1	5	8	11	1	6	7	4	29	4	1	1	1	42
04	Moffitt, Tommy	.5	11	2	3	2	4	5	3	8	3	14	0	2	1	1	30
23	Long, Brandon	.9	20	3	8	7	8	3	5	8	4	28	3	2	1	2	42
31	Reed, LaMarcus	.6	12	0	2	3	4	1	3	4	3	15	2	3	0	2	37
55	Reves, Jordan	.0	1	0	0	0	0	0	1	1	5	0	0	0	1	1	15
02	Gentry, Dwight	.0	0	0	0	0	0	0	1	1	3	0	1	0	0	1	15
10	David, J.D.	.0	3	0	0	0	0	0	0	0	5	0	0	1	0	0	16
12	Miller, Jon	.2	5	1	3	2	2	0	0	0	4	7	0	3	0	1	17
20	Williams, Armani	.1	2	0	0	0	0	0	0	0	2	2	0	0	0	0	4
24	Awange, Ishmael	.1	2	0	0	0	1	2	1	3	2	2	0	2	2	0	15
25	Catlett, Cameron	.1	1	0	0	0	0	2	1	3	1	2	3	2	0	1	18
	TEAM																
	Totals	.35	.84	.7	.21	.22	.30	.16	.25	.41	.36	.99	.13	.16	.6	.10	.250

	1st	2nd	OT	Tot	FG%	3FG%	FT%	FBR	Paint	P-TO	2nd	Bnch
North Texas	34	48	19	101	47.4	20.0	77.2	4	46	21	15	25
UTA	40	42	17	101	41.7	33.3	73.3	16	46	27	18	13

Officials: Kerry Sitton, Rodrick Sutton, Brad Gaston
Attendance: 1,404



JACKSON STATE 58 at NORTH TEXAS 68 The Super Pit • Denton, Texas • 11/24/09

North Texas (3-1)		FG-A	3G-A	FT-A	O	D	T	PF	Pts	A	TO	B	S	Min.			
04	Odufuwa, George	.4	8	0	0	3	7	4	7	11	2	11	0	1	2	2	36
25	Tramiel, Eric	.6	9	0	1	3	5	1	4	5	5	15	0	3	2	1	29
10	White, Josh	.0	5	0	2	4	4	1	3	4	0	4	4	4	0	0	32
14	Thompson, Tristan	.1	7														

NORTH TEXAS vs. TROY

10-6 OVERALL, 3-3 SUN BELT WEST



NORTH TEXAS 73 at BOISE STATE 79
Taco Bell Arena • Boise, Idaho • 11/28/09

North Texas (3-2)		FG-A	3G-A	FTA	O	D	T	PF	Pts	A	TO	B	S	Min.					
04	Odufuwa, George.....	f	2	4	0	0	1	2	2	2	4	3	5	3	3	0	0	17	
25	Tramiel, Eric.....	f	5	8	2	3	2	5	0	4	4	3	14	1	2	1	1	33	
10	White, Josh.....	g	9	16	3	7	2	2	0	3	3	2	23	6	3	0	0	34	
14	Thompson, Tristan.....	g	2	7	2	4	1	2	0	4	4	1	7	1	1	0	0	24	
23	Thomas, Richard.....	g	3	11	1	6	0	0	1	1	2	2	7	2	6	1	2	31	
03	Williams, Alzee.....	g	0	2	0	1	0	0	0	0	0	0	0	0	0	0	0	7	
15	Knox, Ben.....	g	2	2	0	0	0	0	1	0	1	0	4	1	1	0	0	4	
20	Mangrum, Collin.....	g	2	3	0	0	0	1	0	0	0	2	4	0	0	0	0	16	
21	Shorter, Shannon.....	g	0	2	0	0	0	0	0	2	2	0	0	0	1	0	0	8	
30	Holmen, Jacob.....	g	3	5	1	1	0	0	0	1	1	1	7	0	0	0	0	7	
42	Spencer, Cameron.....	g	1	2	0	0	0	0	3	5	8	0	2	1	1	1	0	19	
TEAM.....																			
Totals.....		29	62	9	22	6	12	11	24	35	14	73	15	18	3	3	200		



UNIV. OF THE SOUTHWEST 62 at NORTH TEXAS 91
The Super Pit • Denton, Texas • 12/2/09

North Texas (4-2)		FG-A	3G-A	FTA	O	D	T	PF	Pts	A	TO	B	S	Min.					
04	Odufuwa, George.....	f	1	5	0	0	2	2	3	6	9	3	4	0	4	0	0	18	
30	Holmen, Jacob.....	f	6	10	0	1	5	5	1	1	2	2	17	1	1	0	1	22	
10	White, Josh.....	g	9	11	2	4	1	1	0	2	2	2	21	5	1	0	1	32	
14	Thompson, Tristan.....	g	4	8	3	5	0	1	0	4	4	0	11	1	0	0	2	23	
23	Thomas, Richard.....	g	3	5	2	3	0	0	0	2	2	2	8	1	3	0	0	19	
03	Williams, Alzee.....	g	0	4	0	2	1	2	0	2	2	1	1	1	1	1	1	16	
11	Matlock, Antwone.....	g	0	2	0	2	0	0	0	1	1	0	0	0	0	0	0	4	
12	Goff, Nick.....	g	1	2	0	0	0	0	1	1	2	0	2	1	0	0	0	3	
15	Knox, Ben.....	g	0	0	0	0	0	0	1	0	1	1	0	0	1	0	0	10	
20	Mangrum, Collin.....	g	2	3	1	2	2	2	0	0	1	1	4	7	1	0	1	15	
21	Shorter, Shannon.....	g	4	5	0	0	3	7	4	6	10	1	11	2	0	0	0	21	
33	Hall, Tyler.....	g	1	1	0	0	2	2	0	0	0	0	4	1	0	0	0	3	
42	Spencer, Cameron.....	g	2	3	0	0	1	2	1	3	4	0	5	0	0	0	1	14	
TEAM.....																			
Totals.....		33	59	8	19	17	24	12	29	41	16	91	14	11	2	7	200		

Boise State (4-2)		FG-A	3G-A	FTA	O	D	T	PF	Pts	A	TO	B	S	Min.					
03	Okoye, Ike.....	f	5	10	0	0	3	4	1	7	8	3	13	2	2	3	0	29	
21	Arnold, Robert.....	f	6	12	1	2	4	5	3	2	5	0	17	1	1	1	2	24	
50	Cunningham, Kurt.....	c	7	8	0	0	3	3	1	7	8	4	17	1	3	1	1	26	
01	Perryman, Westly.....	g	2	4	0	0	1	2	1	0	1	2	5	3	1	0	0	24	
24	Anderson, La'Shard.....	g	0	5	0	1	1	2	0	1	1	1	1	5	3	1	3	32	
02	Montreal, Daequon.....	g	2	7	1	1	2	2	2	0	2	1	7	0	1	2	0	16	
11	Thomas, Anthony.....	g	3	7	2	3	0	0	1	1	1	1	8	3	2	0	2	23	
25	Noonan, Paul.....	g	3	7	3	4	2	2	1	6	7	0	11	2	2	1	0	17	
32	Moritz, Zack.....	g	0	2	0	0	0	2	2	0	2	1	0	0	0	0	0	9	
TEAM.....																			
Totals.....		28	62	7	11	16	22	12	25	37	13	79	17	15	9	8	200		

U of the Southwest (2-5)		FG-A	3G-A	FTA	O	D	T	PF	Pts	A	TO	B	S	Min.					
22	King, Aaron.....	f	2	8	0	4	3	6	0	0	0	3	7	3	3	0	1	25	
23	Evans, Demetrius.....	f	15	19	2	2	8	9	1	6	7	2	40	0	3	1	2	37	
24	Pope, Brandon.....	f	1	7	0	1	1	1	1	3	4	2	3	1	1	0	0	32	
41	Fleming, Okam.....	c	1	1	0	0	0	0	0	2	2	5	2	1	3	1	0	17	
05	Lewis, Richie.....	g	4	10	1	5	0	0	0	5	1	9	3	2	1	3	31		
01	Payne, Jawaan.....	g	0	5	0	4	0	0	0	1	1	1	1	0	0	0	1	26	
03	Voigt, Jamie.....	g	0	1	0	0	1	2	1	1	2	0	1	0	1	0	0	12	
34	Nelson, Travone.....	g	0	1	0	0	0	0	0	0	0	0	2	0	0	0	0	13	
50	Spring, Travis.....	g	0	1	0	0	0	0	0	0	0	2	0	0	1	0	0	7	
TEAM.....																			
Totals.....		23	53	3	16	13	18	4	18	22	18	62	9	14	3	7	200		

	1st	2nd	Tot	FG%	3FG%	FT%	Paint	P-TO	2nd	Break	Bench
North Texas	37	36	73	46.8	40.9	50.0	30	25	10	0	17
Boise State	38	41	79	45.2	63.6	72.7	40	19	15	4	26

Officials: Ruben Ramon, Kevin Brill, Jimmy Casas
Attendance: 2,650

	1st	2nd	Tot	FG%	3FG%	FT%	Paint	P-TO	2nd	Break	Bench
North Texas	50	41	91	55.9	42.1	70.8	44	22	12	12	30
USW	32	30	62	43.4	18.8	72.2	28	13	4	2	1

Officials: Jon Stigliano, Roderick Dixon, Rick Jones
Attendance: 1,677



NORTH TEXAS 64 at RICE 62
Tudor Fieldhouse • Houston, Texas • 12/5/09

North Texas (5-2)		FG-A	3G-A	FTA	O	D	T	PF	Pts	A	TO	B	S	Min.					
25	Tramiel, Eric.....	f	3	10	2	5	2	4	2	5	7	3	10	1	3	0	0	34	
30	Holmen, Jacob.....	f	1	6	0	0	0	0	2	1	3	0	2	0	0	0	0	11	
10	White, Josh.....	g	2	5	1	1	9	9	0	2	2	1	14	4	3	0	0	38	
14	Thompson, Tristan.....	g	0	4	0	3	2	2	0	0	0	2	2	0	0	0	0	18	
23	Thomas, Richard.....	g	1	4	1	4	0	0	1	0	1	4	3	0	1	0	0	11	
01	Johnson, Dominique.....	g	5	6	3	4	2	2	0	1	1	1	15	3	1	0	2	16	
03	Williams, Alzee.....	g	1	2	0	0	0	0	0	1	1	0	2	0	1	0	0	12	
04	Odufuwa, George.....	g	1	2	0	0	2	5	2	8	10	3	4	0	2	0	0	28	
20	Mangrum, Collin.....	g	4	8	1	4	3	4	0	3	3	2	12	0	1	1	1	23	
21	Shorter, Shannon.....	g	0	1	0	1	0	0	0	1	1	0	0	0	0	0	0	3	
42	Spencer, Cameron.....	g	0	0	0	0	0	0	0	1	1	0	0	0	0	0	0	6	
TEAM.....																			
Totals.....		18	48	8	22	20	26	7	26	33	16	64	8	12	1	3	200		



NORTH TEXAS 65 at TEXAS A&M 75
Reed Arena • College Station, Texas • 12/7/09

North Texas (5-3)		FG-A	3G-A	FTA	O	D	T	PF	Pts	A	TO	B	S	Min.				
04	Odufuwa, George.....	* f	5	8	0	0	2	4	5	4	9	3	12	1	3	0	1	31
10	White, Josh.....	* g	5	13	1	4	4	6	2	0	2	1	15	5	3	0	0	38
14	Thompson, Tristan.....	* g	3	8	0	2	3	3	1	2	3	0	9	2	2	0	1	26
23	Thomas, Richard.....	* g	1	5	1	3	2	2	0	4	4	4	5	3	1	1	2	31
25	Tramiel, Eric.....	* g	6	11	1	4	4	7	2	4	6	5	17	2	2	1	2	31
03	Williams, Alzee.....	* g	0	0	0	0	0	0	0	0	0	0	0	0	1	0	0	3
15	Knox, Ben.....	* g	0	0	0	0	0	0	0	0	0	0	0	0	0	0	0	3
21	Shorter, Shannon.....	* g	1	3	0	1	0	0	0	0	0	4	2	1	2	0		

NORTH TEXAS vs. TROY

10-6 OVERALL, 3-3 SUN BELT WEST



ULM 62 at NORTH TEXAS 79 The Super Pit • Denton, Texas • 12/13/09

North Texas (6-3, 1-0 SBC)		FG-A	3G-A	FT-A	O	D	T	PF	Pts	A	TO	B	S	Min.				
04	Odufuwa, George	f	4	7	0	0	5	9	5	4	9	2	13	3	3	0	33	
25	Tramiel, Eric	f	7	9	0	0	2	4	2	3	5	2	16	0	2	1	3	28
10	White, Josh	g	4	6	4	5	3	4	1	1	2	2	15	5	3	0	0	37
14	Thompson, Tristan	g	7	8	4	4	2	2	0	3	3	2	20	1	3	0	1	32
23	Thomas, Richard	g	3	6	0	1	3	4	1	1	2	3	9	3	3	0	0	23
03	Williams, Alzee	0	4	0	1	0	0	0	0	0	0	0	0	0	0	0	4
15	Knox, Ben	0	0	0	0	0	2	0	1	1	0	0	0	0	0	0	1
20	Mangrum, Collin	0	3	0	2	0	0	0	1	1	1	0	0	0	1	0	11
21	Shorter, Shannon	3	4	0	1	0	0	0	4	4	5	6	3	1	0	1	19
30	Holmen, Jacob	0	2	0	1	0	0	0	2	2	2	0	0	2	0	1	6
42	Spencer, Cameron	0	0	0	0	0	0	0	1	1	2	0	2	0	0	1	6
TEAM	
Totals		28	49	8	15	15	25	10	23	33	21	79	17	18	4	7	200

Warhawks (3-6, 0-1 SBC)		FG-A	3G-A	FT-A	O	D	T	PF	Pts	A	TO	B	S	Min.				
03	Turner, Rudy	f	1	1	0	0	1	2	1	2	3	4	3	1	4	0	0	10
22	Gilbert, Lawrence	f	3	9	2	7	2	2	0	1	1	3	10	0	1	1	0	17
00	Hooper, Tony	g	4	11	2	6	0	0	3	0	3	4	10	0	3	0	1	33
05	Forbes, Dymile	g	2	7	0	4	0	0	1	2	3	1	4	1	0	0	1	18
24	Hill, Jarvis	g	1	4	0	1	3	3	1	0	1	1	5	0	1	0	2	28
01	Fuseliser, Warren	3	6	0	0	0	0	0	0	0	0	6	1	0	0	1	15
02	Carr, Colby	1	5	0	0	0	0	2	0	2	0	2	0	1	0	2	12
13	Sykes, Tommie	3	5	0	0	7	10	4	5	9	2	13	1	5	0	1	29
23	Thomas, Malcolm	2	6	1	3	1	2	1	2	3	2	6	0	2	0	0	13
41	Ribeiro, Fabio	0	2	0	0	0	0	0	2	2	2	0	0	1	0	0	14
45	Burt, Rory	1	2	0	0	1	2	3	3	6	3	3	0	0	1	0	11
TEAM	
Totals		21	58	5	21	15	21	17	17	34	22	62	4	18	2	8	200

	1st	2nd	Tot	FG%	3FG%	FT%	Paint	P-TO	2nd	Break	Bench
North Texas	35	44	79	57.1	53.3	60.0	36	24	12	9	6
ULM	33	29	62	36.2	23.8	71.4	22	19	13	6	30

Officials: Curtis Shaw, JB Caldwell, Rick Randall
Attendance: 1,412



FIU 80 at NORTH TEXAS 70 (OT) The Super Pit • Denton, Texas • 12/20/09

North Texas (6-4, 1-1 SBC)		FG-A	3G-A	FT-A	O	D	T	PF	Pts	A	TO	B	S	Min.					
04	Odufuwa, George	f	6	7	0	0	0	2	3	4	4	8	4	12	0	2	4	1	32
25	Tramiel, Eric	f	0	5	0	2	0	3	2	3	5	1	0	1	1	1	0	1	39
10	White, Josh	g	3	10	2	6	5	10	0	1	1	1	13	3	2	0	0	40	
14	Thompson, Tristan	g	8	19	6	11	5	6	1	3	4	4	27	2	2	0	0	37	
23	Thomas, Richard	g	3	6	2	5	2	3	1	2	3	5	10	0	2	0	1	25	
03	Williams, Alzee	0	2	0	2	0	0	0	1	1	1	0	0	0	0	1	10	
15	Knox, Ben	0	0	0	0	0	0	0	0	0	0	0	0	0	0	0	0	0
20	Mangrum, Collin	0	2	0	2	2	2	0	2	2	2	0	0	2	0	0	9	
21	Shorter, Shannon	0	2	0	1	4	4	2	1	3	3	4	3	4	0	1	18	
30	Holmen, Jacob	1	5	0	1	0	0	0	3	4	7	0	2	0	1	0	15	
TEAM		
Totals		21	58	10	30	18	30	16	22	38	19	70	9	14	6	3	225	

FIU (4-10, 1-1 SBC)		FG-A	3G-A	FT-A	O	D	T	PF	Pts	A	TO	B	S	Min.				
11	Roberts, Marvin	f	7	21	0	5	4	5	2	3	5	2	18	0	1	0	1	37
21	Essola, Cedric	f	3	5	0	0	0	1	2	1	3	4	6	0	0	0	1	15
34	Bright, Marlon	f	6	11	1	1	0	0	5	5	10	5	13	1	3	0	1	37
01	Watson, Antoine	g	4	7	3	3	4	4	2	4	6	5	15	1	2	0	1	22
03	Russell, Tremayne	g	0	1	0	0	2	2	0	2	2	3	2	1	0	0	0	15
02	Weaver, Stephon	1	4	0	1	0	0	1	1	2	2	2	2	1	0	1	31
04	Gary, Phil	3	5	0	0	0	0	1	0	1	4	6	3	1	0	3	28
05	Kee, Martavis	0	0	0	0	0	0	0	0	0	0	0	1	0	0	0	7
10	Otero, JC	6	12	2	7	4	5	2	2	10	12	3	18	0	1	3	23
TEAM	
Totals		30	66	6	17	14	17	21	30	51	28	80	9	9	3	10	225

	1st	2nd	OT	Tot	FG%	3FG%	FT%	FBR	Paint	P-TO	2nd	Bnch
North Texas	33	44	3	70	36.2	33.3	60.0	8	18	9	11	8
FIU	28	29	13	80	45.5	35.3	82.4	10	30	16	12	26

Officials: David Hall, Curtis Shaw, Mark Whitehead
Attendance: 2,327



SOUTHEASTERN LOUISIANA 61 at NORTH TEXAS 71 The Super Pit • Denton, Texas • 12/22/09

North Texas (7-4, 1-1 SBC)		FG-A	3G-A	FT-A	O	D	T	PF	Pts	A	TO	B	S	Min.				
11	Odufuwa, George	f	5	11	0	0	2	2	3	4	7	3	12	3	0	2	2	36
25	Tramiel, Eric	f	6	10	0	1	7	9	3	5	8	1	19	0	3	1	0	33
10	White, Josh	g	3	5	1	3	6	6	0	1	1	1	13	1	3	0	1	33
14	Thompson, Tristan	g	5	10	2	5	0	2	0	2	2	3	12	0	2	0	1	31
23	Thomas, Richard	g	2	8	0	3	3	3	0	5	5	1	7	1	1	0	1	20
03	Williams, Alzee	1	3	0	2	2	2	0	0	0	0	4	0	1	0	0	7
20	Mangrum, Collin	0	1	0	1	0	0	0	0	0	2	0	0	0	0	0	9
21	Shorter, Shannon	1	3	0	1	0	0	0	3	3	1	2	2	1	0	1	20
30	Holmen, Jacob	1	2	0	1	0	0	0	1	1	3	2	0	1	1	0	11
TEAM	
Totals		24	53	3	17	20	24	7	24	31	15	71	7	12	4	6	200

Lions (7-4, 0-0 SLC)		FG-A	3G-A	FT-A	O	D	T	PF	Pts	A	TO	B	S	Min.				
11	Tibbs, Robert	f	3	8	0	0	1	2	5	4	9	1	7	1	3	0	0	17
21	Ndoumba, David	f	6	8	0	0	2	5	2	7	9	1	14	0	3	1	0	29
04	Sullivan, Patrick	c	7	11	0	1	0	0	2	4	6	4	14	1	2	1	0	24
05	Fortenberry, Brandon	g	1	6	1	2	0	0	0	1	1	1	3	4	1	0	0	34
30	Dixon, Gary	g	0	1	0	1	0	0	0	0	0	0	0	1	0	0	0	7
01	Hutchin, Trent	1	6	0	4	2	2	0	0	0	1	4	0	1	0	1	13
02	Jones, Rodney	0	3	0	1	0	0	0	0	0	0	0	0	0	0	1	10
10	Johnson, Roosevelt	0	3	0	0	0	0	2	0	2	4	0	2	0	0	9	
20	Patterson, Deshawn	0	0	0	0	0	0	0	3	3	5	0	1	3	0	1	16
23	Forest, Damon	6	18	2	7	5	6	3	2	5	3	19	1	1	0	1	21
TEAM	
Totals		24	64	3	16	10	15	18	24	42	20	61	9	16	2	5	200

	1st	2nd	Tot	FG%	3FG%	FT%	Paint	P-TO	2nd	Break	Bench
North Texas	43	28	71	45.3	17.6	83.3	34	15	6	2	8
SLU	29	32	61	37.5	18.8	66.7	34	6	17	2	23

Officials: Troy Raymond, Will Lynde, Jeff Malham
Attendance: 1,319



TEXAS SOUTHERN 69 at NORTH TEXAS 71 The Super Pit • Denton, Texas • 12/28/09

North Texas (8-4, 1-1 SBC)		FG-A	3G-A	FT-A	O	D	T	PF	Pts	A	TO	B	S	Min.				
04	Odufuwa, George	f	1	2	0	0	4	4	3	4	7	5	6	0	3	0	0	36
25	Tramiel, Eric	f	0	1	0	0	0	0	0	0	1	1	0	0	1	0	0	3
10	White, Josh	g	5	9	2	4	0	1	0	0	4	0	12	2	2	0	1	37
14	Thompson, Tristan	g	7	14	2	6	5	6	0	4	4	3	21	5	1	0	0	37
20	Mangrum, Collin	g	3															

NORTH TEXAS vs. TROY

10-6 OVERALL, 3-3 SUN BELT WEST



NORTH TEXAS 83 at UALR 78
Jack Stephens Center • Little Rock • 12/31/09

Table with columns: Player, FG-A, 3G-A, FTA, O, D, T, PF, Pts, A, TO, B, S, Min. Rows include Odufuwa, George; White, Josh; Thompson, Tristan; Mangrum, Collin; Holmen, Jacob; Williams, Alzee; Shorter, Shannon; Thomas, Richard; Spencer, Cameron; TEAM; Totals.

Table with columns: Player, FG-A, 3G-A, FTA, O, D, T, PF, Pts, A, TO, B, S, Min. Rows include Jackson, Courtney; Burton, Wayne; Foster, Lionel; Garcia-Mendoza, Alex; Bozeman, Solomon; Stewart, Kelson; Mouzy, Matt; Davison, Ricky; Thornton, Montrell; TEAM; Totals.

Summary table with columns: 1st, 2nd, Tot, FG%, 3FG%, FT%, Paint, P-TO, 2nd, Break, Bench. Rows: North Texas, UALR.

Officials: Gerry Pollard, Tom Eades, Doug Shows
Attendance: 3,009



NORTH TEXAS 56 at ARKANSAS STATE 71
Convocation Center • Jonesboro, Ark. • 1/2/10

Table with columns: Player, FG-A, 3G-A, FTA, O, D, T, PF, Pts, A, TO, B, S, Min. Rows include Odufuwa, George; Holmen, Jacob; White, Josh; Thompson, Tristan; Mangrum, Collin; Williams, Alzee; Knox, Ben; Shorter, Shannon; Spencer, Cameron; TEAM; Totals.

Table with columns: Player, FG-A, 3G-A, FTA, O, D, T, PF, Pts, A, TO, B, S, Min. Rows include Adams, Martavius; Peterson, Brandon; Reed, Brandon; Finn, Trey; Allison, Rashad; Thomas, Jeremy; Sterrenberg, Adam; Butler, Justin; TEAM; Totals.

Summary table with columns: 1st, 2nd, Tot, FG%, 3FG%, FT%, Paint, P-TO, 2nd, Break, Bench. Rows: North Texas, ASU.

Officials: Kevin Mathis, Bret Smith, Steve Pytt
Attendance: 2,381



NORTH TEXAS 72 at LOUISIANA-LAFAYETTE 74
The Cajun Dome • Lafayette, La. • 1/7/10

Table with columns: Player, FG-A, 3G-A, FTA, O, D, T, PF, Pts, A, TO, B, S, Min. Rows include Odufuwa, George; Holmen, Jacob; White, Josh; Thompson, Tristan; Shorter, Shannon; Williams, Alzee; Knox, Ben; Mangrum, Collin; Thomas, Richard; Spencer, Cameron; TEAM; Totals.

Table with columns: Player, FG-A, 3G-A, FTA, O, D, T, PF, Pts, A, TO, B, S, Min. Rows include Johnson, Tyren; Gradnigo, Chris; Batiste, Colby; Daigle, Randell; Andrews, Raymone; Bureau, Travis; Roberson, Lamar; Dison, Brandon; Lago, Willie; Wallace, Courtney; Mitchell, Javan; McCoy, Ryan; TEAM; Totals.

Summary table with columns: 1st, 2nd, Tot, FG%, 3FG%, FT%, Paint, P-TO, 2nd, Break, Bench. Rows: North Texas, ULL.

Officials: Randy Heimerman, Winston Stith, Mike Thibodeaux
Attendance: 1,235



NEW ORLEANS 57 at NORTH TEXAS 71
The Super Pit • Denton, Texas • 1/9/10

Table with columns: Player, FG-A, 3G-A, FTA, O, D, T, PF, Pts, A, TO, B, S, Min. Rows include Odufuwa, George; Holmen, Jacob; White, Josh; Shorter, Shannon; Thomas, Richard; Williams, Alzee; Matlock, Antwone; Goff, Nick; Thompson, Tristan; Knox, Ben; Mangrum, Collin; Spencer, Cameron; TEAM; Totals.

Table with columns: Player, FG-A, 3G-A, FTA, O, D, T, PF, Pts, A, TO, B, S, Min. Rows include Mpondo, Johann; Hart, Eijke; Carmouche, Charles; Blair, Carl; McDonald, Devin; Damachoua, Destin; Tyrna, Jaroslav; Diggs, Quincy; Lewis, J.L.; TEAM; Totals.

Summary table with columns: 1st, 2nd, Tot, FG%, 3FG%, FT%, Paint, P-TO, 2nd, Break, Bench. Rows: North Texas, New Orleans.

Officials: Kerry Sitton, Jon Stigliano, Quinton Reece
Attendance: 2,273