



NORTH TEXAS BASKETBALL

Stephen Howard, Asst. Director Media Relations
Office: 940.369.8548 • Cell: 817.793.5199
stephen.howard@unt.edu • meangreensports.com

2009-10 SCHEDULE

NOVEMBER

13	Cameron	W 80-62
18	at UT Arlington	W 101-99 (2OT)
21	at Oklahoma State	L 82-68
24	Jackson State	W 68-58
28	at Boise State	L 79-73

DECEMBER

2	Univ. of the Southwest	W 91-62
5	at Rice	W 64-62
7	at Texas A&M	L 75-65
13	ULM*	W 79-62
20	Florida International*	L 80-70 (OT)
22	Southeastern Louisiana	W 71-61
28	Texas Southern	W 71-69
31	at UALR*	W 83-78

JANUARY

2	at Arkansas State*	L 71-56
7	at Louisiana-Lafayette*	L 74-72
9	New Orleans*	4 p.m.
14	at Troy*	7 p.m.
16	Arkansas State*	7 p.m.
21	South Alabama*	7 p.m.
28	at Western Kentucky*	7 p.m.
30	at Middle Tennessee*	7 p.m.

FEBRUARY

4	Florida Atlantic*	7 p.m.
6	at Florida International*	1 p.m.
11	at New Orleans*	7 p.m.
13	Denver*	7 p.m.
15	at Houston Baptist	6 p.m.
20	UALR*	3 p.m.
25	Louisiana-Lafayette*	7 p.m.
27	at ULM*	1 p.m.

MARCH

6-9	Sun Belt Tournament%	TBA
-----	----------------------	-----

% Tournament held in Hot Springs, Ark.

* Sun Belt Conference Game

All times Central

NT AND UNO BOTH LOOKING TO SHAKE SKIDS



vs **NEW ORLEANS PRIVATEERS** (6-10, 1-4 Sun Belt)
Saturday, Jan. 9, 2009 • 4:00 p.m. CST
The Super Pit (10,500) • Denton, Texas
TV: None
Radio: KNTU (88.1-FM Denton), KWRD (100.7-FM DFW)
Hank Dickenson (PBP); Steven Bartolotta (Analyst)
Webcast & Live Stats: meangreensports.com
Series: UNO leads 14-7 • Last: NT 79-69 on Feb. 12, 2009

On Tap

North Texas wrapped up its season-long three-game road swing by nearly completing a 15-point comeback at Louisiana-Lafayette on Thursday night. George Odufuwa tallied his fourth double-double of the year and led five Mean Green players in double figures. Now the Sun Belt's leading rebounder and his NT teammates welcome New Orleans to the Super Pit for UNO's final appearance in Denton as a member of the Sun Belt.

Quick Hitters

- Josh White is only 12 points away from becoming just the 18th player in NT history to tally 1,000 career points. The junior currently sits in 20th place with 988. He also ranks second in career free throw percentage (85.5) and fifth in 3-point percentage (39.4).

- You are guaranteed a nail-biter when North Texas and New Orleans take the court. In the 17 meetings of the Johnny Jones era, 12 of them have been decided by six points or less. As a matter of fact, nine of the games have been decided by three points or less.

NEW ORLEANS PRIVATEERS probable starters

Pos	No	Name	Ht	Wt	Yr	Hometown	Pts / Reb / Other
G	00	Carl Blair	6-2	205	Fr.	Houston, Texas	7.2 / 4.9 / 3.5 apg
G	14	Charles Carmouche	6-2	175	So.	New Orleans	12.3 / 4.3 / 1.2 spg
G	15	Devin McDonald	6-0	185	Jr.	Houston	7.6 / 1.8 / 45.5 3fg%
G	31	Billy Humphrey	6-3	195	Sr.	Chicago, Ill.	17.2 / 4.1 / 2.4 apg
F	4	Johann Mpondo	6-8	230	So.	Douala, Cameroon	4.2 / 2.8 / 53.1 fg%

NORTH TEXAS MEAN GREEN probable starters

Pos	No	Name	Ht	Wt	Yr	Pts	Pts / Reb / Other
G	10	Josh White	5-10	175	Jr.	Baton Rouge, La.	14.9 / 2.5 / 4.3 apg
G	14	Tristan Thompson	6-5	190	Jr.	Angleton, Texas	12.5 / 3.3 / 45.0 3fg%
G	20	Collin Mangrum	6-4	190	Jr.	Howe, Texas	4.5 / 1.0 / 85.7 ft%
F	30	Jacob Holmen	6-8	220	Fr.	Whitehouse, Texas	6.5 / 2.6 / 85.0 ft%
F	4	George Odufuwa	6-8	240	Jr.	Dallas	10.9 / 9.7 / 57.6 fg%

NORTH TEXAS off the bench

Pos	No	Name	Ht	Wt	Yr	Pts	Pts / Reb / Other
G	1	Dominique Johnson	5-10	162	Sr.	Kansas City, Mo.	6.8 / 1.8 / 2.3 apg
G	3	Alzee Williams	6-4	168	Fr.	Dallas	1.3 / 0.7 / 9.5 mpg
G	11	Antwone Matlock	6-1	177	Sr.	Dallas	0 / 0.5 / 5 minutes
G	12	Nick Goff	6-4	180	Fr.	Columbus, Ohio.	2.0 / 1.0 / 1-2 fg
C	15	Ben Knox	6-10	221	Fr.	Arlington, Texas	0.8 / 1.0 / 3-5 fg
G	21	Shannon Shorter	6-4	200	Jr.	Houston	5.7 / 3.5 / 1.8 apg
G	23	Richard Thomas	6-5	190	Jr.	Rosedale, N.Y.	6.7 / 2.3 / 1.2 apg
F	25	Eric Tramiel	6-7	230	Sr.	Shreveport, La.	11.2 / 4.9 / 50.6 fg%
F	32	Jamie Egenti	6-8	265	Jr.	Watauga, Texas	-
G	33	Tyler Hall	6-2	175	So.	Pampa, Texas	2.0 / 0 / 4 minutes
F	42	Cameron Spencer	6-8	264	Jr.	Orange, Texas	1.3 / 2.2 / 50.0 fg%

ATHLETIC MEDIA RELATIONS

Eric Capper - Asst. AD/Media Relations
940-565-2476 • eric.capper@unt.edu

Stephen Howard - Asst. Director (MBB)
940-369-8548 • 817-793-5199 (cell)
stephen.howard@unt.edu

Media Information

Credentials

Working press credentials can be requested by contacting Stephen Howard (940-369-8548). Full-season and single-game passes will be mailed whenever possible. If not, they will be left at the Will Call table located at Gate C in the Super Pit.

Player Interviews

All interviews with North Texas players must be arranged through the Media Relations Office. Please contact Stephen Howard.

Johnny Jones Interviews

All interviews with North Texas head coach Johnny Jones must be arranged through the Media Relations Office. Please contact Stephen Howard.

Post-Game Interviews

The Mean Green locker room is closed after home games. Coach Jones and requested players will be available for interviews in the media room in the Super Pit after a brief cooling off period.

Practice Coverage

North Texas basketball practice is open to the media. Practice times are usually scheduled for 3:30-6 p.m. Players and coaches are available for interviews following each practice, on a prearranged basis through the athletic media relations office.

Quick Facts

Location: Denton, Texas
Founded: 1890
Enrollment: 36,206
Nickname: Mean Green
Colors: Green and White
Home Arena: The Super Pit (10,500)
Affiliation: Division I
Conference: Sun Belt
Head Coach: Johnny Jones (9th Year)
Record at North Texas: 135-118
Overall Record: 150-134
Program All-Time Record: 1,008-1,166-1

March To 1,000 - Josh White is only 12 points away from becoming just the 18th player in NT history to tally 1,000 career points. The junior currently sits in 20th place with 988. He also ranks second in career free throw percentage (85.5 percent), fifth in 3-point percentage (39.4 percent) and eighth in career 30-pointers with 117.

Sun Belt Leader - In conference games, Tristan Thompson leads the Sun Belt in scoring with an average of 20.4 points per game. The junior has hit more 3-pointers than anyone else in the league in Sun Belt games, and ranks second in the league in 3-point shooting with a 56.7 percent mark.

Thompson vs. Sun Belt

Opp.	Pts	FG	FG%	3FG	3FG%
ULM	20	7-8	87.5	4-4	100
FIU	27	8-19	42.1	5-6	83.3
UALR	26	9-13	69.2	6-9	66.7
ASU	18	5-14	35.7	1-5	20.0
ULL	11	1-4	25.0	0-1	0.0
Total	20.4	30-58	51.7	16-25	64.0

Double-Double-Odufuwa - George Odufuwa scored his fourth double-double of the season at ULL on Thursday. The junior scored a team-best 15 points and 12 rebounds, upping his season averages to 10.9 points and a Sun Belt high 9.7 rebounds per game. At this pace, Odufuwa could have the most rebounds by a Mean Green player since Ronnie Morgan tallied 305 rebounds (10.2 per game) in 1988.

All Alone In Second - Johnny Jones stands alone in second place in North Texas career wins after the 83-78 win over UALR on New Year's Eve. Jones' 135th win passes Hall-of-Famer Bill Blakeley for second in program history. Blakeley, who compiled a 134-85 mark from 1976-83, also coached the Dallas Chaparrals before they became the San Antonio Spurs. Only one other NT coach has coached more games than Jones - Pete Shands (482 games in 22 years).

North Texas Coaching Wins

1. Pete Shands224..... 22
3. **Johnny Jones135..... 9th**
3. Bill Blakeley134..... 8

Double-Digit Dealer - Josh White is working his way up the program's scoring charts, and now has 51 career double-digit scoring games to his credit. The junior posted 22 double-digit games as a freshman, 17 last year, and already has 12 through 15 games this year. It only took White 75 career games to reach his 50th double-digit scoring effort.

INSIDE THE GAME

- New Orleans leads the overall series with North Texas 14-7, however, the Mean Green has won two of the last three meetings. Former Sun Belt Player of the Year, Bo McCaleb, and the Privateers have been tough on NT in Denton. Since North Texas joined the league in 2000, UNO is 7-2 against NT in the Super Pit.

- You are nearly guaranteed a nail-biter when North Texas and New Orleans take the court. In the 17 meetings of the Johnny Jones era, 12 of them have been decided by six points or less. As a matter of fact, nine of the games have been decided by three points or less, and three games by a single point.

- The Privateers are led by Georgia transfer Billy Humphrey, who is averaging 17.2 points per game, which ranks second in the Sun Belt. Humphrey and Charles Carmouche (12.3 points per game) are the Privateers' only double-digit scorers, and combine to take 41 percent of UNO's shots.

- The Privateers have lost eight of their last nine games, and are 0-8 away from the friendly confines of the Crescent City. Their lone road win this year came at cross-town rival Tulane, 51-50.

- UNO fell at Denver, 75-66, on Thursday night. Carl Blair and Charles Carmouche led the Privateers with 16 apiece, but a hot-shooting Denver squad shot 60.5 percent from the floor and scored 34 points in the paint. Nate Rohnert led DU with 27 points.

- Last time vs UNO: North Texas held off a huge second half run by New Orleans and Eric Tramiel scored a team-high 20 points to help lead the Mean Green to a 79-69 victory on Feb. 12, 2009 at the Super Pit. New Orleans outscored the Mean Green 42-35 in the second half, however North Texas went 10-of-10 at the free throw line down the stretch to hold on. Along with Tramiel, Collin Dennis (17), Tristan Thompson (13) and Josh White (11) all scored in double figures.

TALE OF THE TAPE

Mean Green	Privateers
74.1.....	PPG.....61.9
+2.5.....	Margin.....-3.5
45.2.....	FG%.....41.1
33.2.....	3PT%.....34.7
72.8.....	FT%.....70.1
+1.0.....	Rebound Margin.....+1.1
12.4.....	Asst. Avg.....11.4
15.2.....	TO Avg.....15.9
4.1.....	Steals Avg.....6.2
3.1.....	Blocks Avg.....2.6

SUN BELT CONFERENCE

WEST DIVISION (through 1/8)

Team	Conf.	Overall
Denver	4 1 .800	11 5 .688
Arkansas State	3 1 .750	8 7 .533
UL-Lafayette	2 2 .500	5 10 .333
North Texas	2 3 .400	9 6 .600
ULM	1 4 .200	6 10 .375
New Orleans	1 4 .200	6 10 .375
UALR	0 4 .000	4 11 .267

EAST DIVISION

Team	Conf.	Overall
Western Kentucky	2 0 1.000	9 4 .692
South Alabama	3 1 .750	11 5 .688
Troy	3 1 .750	8 7 .533
Middle Tennessee	2 1 .667	7 8 .467
Florida Atlantic	2 2 .500	6 9 .400
Florida Intl.	2 3 .400	5 13 .278

TODAY IN THE SUN BELT

January 9th

ULM at Florida Atlantic	6:00 PM
Middle Tennessee at UALR	7:00 PM
Troy at FIU	7:00 PM
New Orleans at North Texas	7:00 PM
Arkansas State at South Alabama	7:05 PM

NORTH TEXAS SBC RANKINGS (AS OF 1/4)

Stat	NT	Rank	Leader
Scoring Off.	74.3	2	Troy (81.1)
Scoring Def.	71.4	7	UNO (64.8)
Scoring Margin	+2.9	5	Troy (+4.9)
Free Throw Pct.	72.5	2	MTSU (74.8)
FG Pct.	45.1	3	DU (51.4)
FG Pct. Def.	43.6	7	USA (39.6)
3-FG Pct.	33.0	10	DU (40.6)
3-FG Pct. Def.	31.2	3	ASU (27.9)
Rebound Off.	35.7	5	FAU (39.9)
Rebound Def.	35.6	8	DU (30.8)
Reb. Margin	+0.1	7	ULM (+3.3)
Blocked Shots	3.3	6	FAU (5.4)
Assists	12.6	7	DU (15.3)
Steals	4.4	13	FIU (8.4)
TO Margin	-1.5	11	FIU (+1.5)
A/TO Ratio	0.9	8	DU (1.3)
Off. Rebounds	10.7	T9	FAU (14.1)
Def. Rebounds	25.0	T4	ASU (27.3)
Def. Rebound %	67.0	6	MTSU (73.0)
Off. Rebound %	31.4	9	WKU (37.8)
3-FG's Made	6.1	8	Troy (7.7)

INDIVIDUAL SBC RANKINGS (AS OF 1/4)

NT Player	Stat	Number	Rank
White	Minutes	36.1	1
	Assists	4.3	4
	A/TO	1.4	7
	PPG	15.0	8
	3FG%	44.8	8
	FT%	80.0	T9
Odufuwa	Rebounds	9.5	1
	D-Rebounds	6.1	T1
	O-Rebounds	3.4	2
	FG%	57.1	5
	Blocks	1.3	5
Tramiel	FG%	50.6	10
Thompson	3FG%	45.8	7
	3FGM	1.9	10

Dean Of The Sun Belt - No other current coach has been apart of more Sun Belt games than North Texas' Johnny Jones. In his ninth season with the Mean Green, Jones has coached 134 Sun Belt Conference games, and 284 games overall. In the league, only Troy's Don Maestri has been at his program longer than Jones has coached at NT.

Take It To The Bank - A halftime lead has been a sure thing for North Texas this year. The Mean Green is 8-0 so far this season when heading into the break with a lead.

Avalanche Of Assists - NT piled up 23 assists in the 83-78 win over UALR, which ranks seventh in school history. The 23 assists are the most by an NT team since it had 26 against Mary Hardin-Baylor in 1996. All but six of NT's buckets were assisted thanks to career-high seven assists from Josh White and Shannon Shorter.

Happy Holidays - North Texas was 6-2 (75 percent) in the month of December this season, which was the fifth best December in the 92 year history of Mean Green basketball. Over the last five years, North Texas was 26-10 (72.2 percent) in December.

Winningest Decembers In NT History

1.	1975	8-1	88.9
2.	1952	7-1	87.5
3.	2006	6-1	85.7
4.	1976	6-1	85.7
5.	2009	6-2	75.0
6.	2007	5-2	71.4

Johnson Injured - North Texas will unfortunately be without the services of Dominique Johnson for the remainder of the year. The senior led the squad with 120 assists in 2008-09, but broke a bone in his ankle in the second half of the Rice game. Johnson had played in just four games this year due to a preseason shoulder injury.

Eighty Or Bust - One of the highest scoring teams in the nation, North Texas is deadly when it reaches 80 points. The Mean Green ranked 31st in the nation with 77.3 points per game last year, and is 69-16 all-time under Johnny Jones when scoring 80 or more.

Pressure Pit - The Mean Green has made the Super Pit one of the nation's toughest places to play. NT won a school-record 15 home games in 2007-08, and has won 56 games at the Super Pit over the last five years - the most in any period in school history. As a matter of fact, no other team in the Sun Belt has won more home games since 2006-07 than the Mean Green.

SBC At Home Since 2006-07 (as of 1/8)

Team	Home Wins
North Texas	46
South Alabama	44
Western Kentucky	43

Spreading The Wealth - The Mean Green is 96th in the country in scoring with 74.1 points per game, but is once again doing it with a multi-faceted attack. Ten different North Texas players are averaging 9.5

NORTH TEXAS ROSTER

NO	NAME	POS	HT	WT	YR	HOMETOWN (LAST SCHOOL)
1	Dominique Johnson	G	5-10	162	Sr.	Kansas City, MO (Arkansas-Fort Smith)
3	Alzee Williams	G	6-4	168	Fr.	Dallas, TX (Miss. Elite Christian Academy)
4	George Odufuwa	F	6-8	240	Jr.	Dallas, TX (Arizona State)
10	Josh White	G	5-10	175	Jr.	Baton Rouge, LA (Christian Life Academy)
11	Antwone Matlock	G	6-1	177	Sr.	Dallas, Texas (Trinidad State)
12	Nick Goff	G	6-4	180	Fr.	Columbus, Ohio (St Francis DeSales)
14	Tristan Thompson	G	6-5	190	Jr.	Angleton, TX (Brewster Academy)
15	Ben Knox	C	6-10	221	RFr.	Arlington, TX (Grace Prep Academy)
20	Collin Mangrum	G	6-5	190	Jr.	Howe, TX (Howe HS)
21	Shannon Shorter	G	6-4	200	Jr.	Houston, TX (Paris JC)
23	Richard Thomas	G	6-5	190	Jr.	Rosedale, NY (Garden City CC)
24	Kedrick Hogans *	F	6-7	215	Jr.	New Orleans, LA (Karr HS)
25	Eric Tramiel	F	6-7	230	Sr.	Shreveport, LA (Paris JC)
30	Jacob Holmen	F	6-8	220	Fr.	Whitehouse, TX (Whitehouse HS)
32	Jamie Egenti	F	6-8	265	Jr.	Watauga, TX (North Lakes College)
32	Tyler Hall	G	6-2	175	So.	Pampa, TX (Pampa HS)
42	Cameron Spencer	F	6-8	274	Jr.	Orange, TX (Southern Methodist)

* Expected to redshirt the 2009-10 season

Head Coach: Johnny Jones (9th season)
Assistant Coaches: Shawn Forrest, Bill Foy, Charlie Leonard

PRONUNCIATION GUIDE

- 3 Alzee (Al-Z)
- 4 Odufuwa (OH-doo-foo-WAH)
- 11 Antwone (Ann-Twah-N)
- 25 Tramiel (Truh-Meal)

NORTH TEXAS VS THE NCAA

Category	Rank	Stat
Scoring	92	74.3
Scoring Def	232	71.4
Margin	152	2.9
FG%	107	45.2
FG% Def	204	43.5
3FG	173	6.1
3-FG %	189	33.0
3-FG Def	75	31.2
FT %	58	72.5
Reb. Margin	199	0.2
Assists	215	12.6
A/TO	221	0.85
Blocks	177	3.3
Steals	326	4.4
Turnovers	198	14.7
TO Margin	258	-1.5
Fouls	97	17.4

NT IN TOP 250 INDIVIDUAL STATS

NT Player	Stat	Number	Rank
J. White	PPG	15.0	231
	FT%	80.0	162
	APG	4.3	114
	A/TO	1.4	247
T. Thompson	3FGM	1.9	246
	FT%	76.9	249
G. Odufuwa	RPG	9.5	41
	Blocks	1.3	174

SUN BELT PRESEASON ALL-CONFERENCE TEAMS

First Team

Desmond Yates, Middle Tennessee
 Nate Rohnert, Denver
Eric Tramiel, North Texas
 Brandon Hazzard, Troy
 A.J. Slaughter

Second Team

Chris Gradnigo, Louisiana-Lafayette
Josh White, North Texas
 Richard Delk, Troy
 Sergio Kersch, WKU
 Steffphon Pettigrew, WKU

Third Team

Donald Boone, Arkansas State
 Tony Hooper, Louisiana-Monroe
 Malcolm Thomas, Louisiana-Monroe
 Michael Vogler, Troy
 Jeremy Evans, WKU

SUN BELT PRESEASON COACHES' POLL

East Division

1. Western Kentucky77 (12)
2. Troy62 (1)
3. Middle Tennessee.....53
4. South Alabama40
5. Florida Atlantic.....21
6. Florida International.....20

West Division

1. North Texas.....85 (9)
2. Denver.....73 (1)
3. Louisiana-Lafayette.....56 (1)
4. UALR53 (1)
5. ULM45 (1)
6. Arkansas State36
7. New Orleans.....17

minutes or more, and eight players are averaging more than five points per game. NT as a team ranked 32nd in the NCAA in scoring last year despite not having a player in the national top 500 in individual scoring.

Best In The West- North Texas was tabbed as the favorite in the Sun Belt West Division in every major preseason publication, as well as the league's coaches in the SBC's annual Preseason Poll. NT was picked alone atop the West Division for the first time since joining the league in 2000. The Mean Green garnered the top spot with a league-high 85 points, and nine first place votes. NT was picked in a tie with UALR for the West's top spot in last year's poll.

Milestone Jones - North Texas head coach Johnny Jones is now just 16 games away from the 300th of his career overall. The ninth year head coach just suited up for his 250th game at North Texas against Texas Southern on Dec. 28th, and can reach his 300th overall with a trip to the Sun Belt Tournament quarterfinals.

Mean Green 20/20/20 - NT finished last season with a 20-12 mark, giving the program back-to-back-to-back 20-win seasons for the first time since 1976-78. NT is one of only three teams in the Sun Belt (South Alabama & Western Kentucky) and three in the state of Texas (Texas & Texas A&M) to win at least 20 games in each of the last three years. The Mean Green had won a total of 20 games in the four years prior to Johnny Jones' arrival.

Lighting Up The Scoreboard - Johnny Jones and NT play up-tempo basketball, and the results speak for themselves. North Texas has ranked no lower than 34th in the NCAA in scoring in each of

the last four seasons. Last year, NT ranked 31st in the country with an average of 77.3 points per game.

Year	Points/Gm	NCAA Rank
08-09	77.3	31st
07-08	76.9	34th
06-07	77.0	33rd
05-06	76.6	32nd

Air Time - The Mean Green is slated to appear on television 17 times in the 2009-10 regular season, including a four-pack of nationally televised games. North Texas will appear on FSN-Southwest in its Big XII showdowns with Oklahoma State and Texas A&M on Nov. 21 and Dec. 7. The Sun Belt Network will air the Mean Green's games against UALR on Feb. 20 and ULM on Feb. 27. Every North Texas home game can be seen locally in Denton on NTTV. The Mean Green will have additional chances for televised games at the Sun Belt Conference Tournament.

Deadly From Downtown - One of the all-time great three-point shooting programs, North Texas has now hit a three-pointer in each game dating back to the 1987-88 season - a span of 617 games.

92nd Season - North Texas is playing its 92nd season of basketball, compiling an all-time record of 1,008-1,166-1. North Texas State Normal College, as the school was known in 1917, played its first basketball game on January 17 in a 25-23 loss at home to SMU. Since then, North Texas has hauled in 16 conference titles (14 regular season and two tournament championships) and three postseason appearances (NCAA in 1988, 2007 and NAIA in 1943).

MEAN GREEN RADIO & TV

Every North Texas game will be carried on the Mean Green Radio Network. NT graduate and 1310 The Ticket (KTCK-AM) personality George Dunham will handle the play-by-play duties, with Deputy Athletic Director Hank Dickenson providing analysis. All MGRN broadcasts can be heard in Denton on 88.1 KNTU-FM, in the DFW area on 100.7 KWRD-FM and in Tyler/Longview on 100.7 KPXI-FM.



Each week you can watch the Mean Green Insider on Fox College Sports Central, NTTV and on-demand at MeanGreenSports.com. The 30-minute show will feature North Texas head coach Johnny Jones along with special features on Mean Green players. The Mean Green Insider can be seen Fox College Sports Central on Fridays at 6 p.m., on NTTV, channel 22 in Denton every Wednesday.

NORTH TEXAS' RECORD WHEN

Overall	9-6
Home.....	6-1
Road	3-5
Neutral.....	0-0
Leading at half.....	8-0
Trailing at half.....	1-6
Tied at half	0-0
Overtime.....	1-1
Last minute lead change.....	2-1
One or two-point games.....	3-1
Outshoots Opponent.....	8-1
Outshot by Opponent.....	1-5
More rebounds	3-3
Less Rebounds.....	6-2
More offensive boards.....	2-4
Less offensive boards.....	7-2
More turnovers.....	3-6
Less turnovers.....	4-0
Player(s) foul out.....	5-3
Opponent(s) foul out.....	5-2
Has technical foul.....	1-1
Opponent technical foul.....	1-1

Scores:

59 and under	0-1
60-69	2-2
70-79	3-3
80-89	2-0
90-99	1-0
100+	1-0

Opponent Scores:

59 and under	1-0
60-69	6-0
70-79	1-4
80-89	0-2
90-99	1-0
100+	0-0

Shoots:

Under 35%.....	0-1
35-39%.....	1-1
40-44%.....	2-2
45-49%.....	2-2
50%+	4-0

Opponent Shoots:

Under 35%.....	0-0
35-39%.....	4-0
40-44%.....	3-0
45-49%.....	1-2
50%+	1-4

Free Throws:

Under 60%.....	0-1
60-69%.....	1-2
70-79%.....	7-2
80+%	1-1

Free Throw Attempts:

Under 20 Attempts.....	0-3
20-29	7-1
30-39	1-2
40-49	0-0
50+	1-0

Field Goal Attempts:

Under 50 FGA.....	3-1
50-59 FGA.....	6-4
60-69 FGA.....	0-1
70+ FGA	0-0

Season Streaks

Longest Win Streak.....	3
Longest Losing Streak	2
Current Streak	L 2
Last 10	6-4
Largest Lead.....	29 vs. Univ. of the Southwest
Largest Deficit.....	19 vs. Texas A&M
Largest Deficit Overcome	16 vs. FIU
Largest Unanswered Streak.....	14-0 vs. Univ. of the Southwest
Opp. Largest Unanswered Streak.....	11-0 vs. Texas A&M
.....	11-0 vs. Texas Southern, 11-0 vs. ULL
With Seroka (since 08-09).....	21-9

MEAN GREEN ACCOLADES AND HONORS

North Texas

- Sun Belt Preseason Poll's West Division leader
- Named the Sun Belt West's best preseason squad by ESPN Blue Ribbon, Sporting News, Athlon, Yahoo and Lindy's, among other publications

Eric Tramiel

- Preseason All-Sun Belt Conference First-Team
- Preseason All-Sun Belt team - Sporting News, Athlon, Yahoo, Lindy's (2nd team)
- 2008-09 Third-Team All-Sun Belt

Josh White

- Preseason All-Sun Belt Conference Second-Team
- 2009 Sun Belt All-Tournament team

STARTING LINEUPS & RECORDS

Game	1	2	3	4	5	Result
Cameron	White	Shorter.....	Thompson	Tramiel	Odufuwa.....	W 80-62
UT Arlington.....	White	Shorter.....	Thompson	Tramiel	Odufuwa.....	W 101-99 2OT
Oklahoma State	White	Shorter.....	Thomas	Tramiel	Odufuwa.....	L 82-68
Jackson State	White	Thompson	Thomas	Tramiel	Odufuwa.....	W 68-58
Boise State.....	White	Thompson	Thomas	Tramiel	Odufuwa.....	L 79-73
Univ Southwest.....	White	Thompson	Thomas	Holmen	Odufuwa.....	W 91-62
Rice	White	Thompson	Thomas	Tramiel	Holmen	W 64-62
Texas A&M.....	White	Thompson	Thomas	Tramiel	Odufuwa.....	L 75-65
ULM	White	Thompson	Thomas	Tramiel	Odufuwa.....	W 79-62
Florida International..	White	Thompson	Thomas	Tramiel	Odufuwa.....	L 80-70 OT
Southeastern Louisiana	White	Thompson	Thomas	Tramiel	Odufuwa.....	W 71-61
Texas Southern.....	White	Thompson	Mangrum.....	Tramiel	Odufuwa.....	W 71-69
UALR	White	Thompson	Mangrum.....	Holmen	Odufuwa.....	W 83-78
Arkansas State	White	Thompson	Mangrum.....	Holmen	Odufuwa.....	L 71-56
Louisiana-Lafayette....	White	Thompson	Shorter.....	Holmen	Odufuwa.....	L 74-72
New Orleans						
Troy						
Arkansas State						
South Alabama						
Western Kentucky						
Middle Tennessee.....						
Florida Atlantic.....						
Florida International.....						
New Orleans						
Denver.....						
Houston Baptist.....						
UALR						
Louisiana-Lafayette.....						
ULM						

MEAN GREEN MILESTONE GAMES

Double Figure Points

Josh White	12
George Odufuwa.....	11
Eric Tramiel	8
Tristan Thompson	8
Jacob Holmen.....	4
Richard Thomas	4
Shannon Shorter.....	4
Dominique Johnson	1
Collin Mangrum.....	1

Double-Doubles

George Odufuwa.....	4
Shannon Shorter.....	1

20+ Point Games

Tristan Thompson	4
Josh White	2
George Odufuwa.....	1

30+ Point Games

Josh White	1
------------------	---

Three Or More Blocks

George Odufuwa.....	3
---------------------	---

Five Or More Steals

Double Figure Rebounds

George Odufuwa.....	5
Shannon Shorter	1

Five Or More Assists

Josh White	7
Tristan Thompson	1
Shannon Shorter	1

THE LAST TIME A MEAN GREEN PLAYER ...

Had 30 or more points

35 - Josh White vs. UT Arlington, 11/18/09

Had 15 or more rebounds

24 - George Odufuwa vs. Cameron, 11/13/09

Had 10 or more assists

13 - Terence White vs. Texas A&M Corpus Christi, 2/02/00

Had 5 or more blocks

5 - Jeffrey Simpson vs. UALR, 3/03/06

Had 5 or more steals

5 - Rich Young vs. Rice, 11/18/06

Made 90% or more FGA (min 5 att)

1.000 - Tristan Thompson vs. Sam Houston State (6-6), 12/3/08

Made 80% or more FGA (min 5 att)

.889 - George Odufuwa vs. UALR (8-9), 12/31/09

Made 70% or more FGA (min 5 att)

.713 - Jacob Holmen vs. Texas Southern (5-7), 12/28/09

Made 100% FTA (min 5 att)

1.000 - Josh White (6-6), 12/22/09

Made 90% or more FTA (min 5 att)

.923 - Tristan Thompson vs. Middle Tennessee (12-13), 3/8/09

Made 8 or more 3PT's

8 - Joe Ervin vs. Arkansas, 12/30/98

Had a double-double (pts/rbs)

George Odufuwa vs. ULL (15 pts / 12 reb), 1/7/10

Had consecutive double-doubles (pts/rbs)

George Odufuwa vs. Cameron (11/13/09) & UT Arlington (11/18/09)

Had a double-double (pts/asst)

Terence White vs. Texas A&M-CC (15 pts /13 asst), 12/2/00

Had a triple-double (pts/rbs/asst)

Jesse Ratliff vs. Sam Houston St. (20pts/16reb/10asst), 2/13

Had a perfect shooting night (min 5 fg & ft att)

Tristan Thompson vs. Sam Houston St. (6-6 fg/2-2 3fg/6-6 ft), 12/3/08

THE LAST TIME A MEAN GREEN TEAM ...

Scored 100 or more points

101 - vs. UT Arlington, 11/18/09

Allowed 100 or more points

100 - vs. Oklahoma State, 11/17/08

Scored 50 or fewer points

48 - vs. Princeton, 12/05/98

Held an opponent under 50 points

40 - vs. ULM, 2/20/08

Won an overtime game

101-99 (2OT) - vs. UT Arlington, 11/18/09

Had 50 or more rebounds

50 - vs. Cameron, 11/13/09

Had 20 or more assists

23 - vs. UALR, 12/31/09

Had 10 or more steals

10 - vs. Middle Tennessee, 1/27/08

Had 5 or more blocks

6 - vs. FIU, 11/20/09

Five or more players in double-figures

5 - vs. ULL, 1/7/10

Made 60% or higher FGs

.604 - vs. Middle Tennessee (29-48), 2/14/09

Made 50% or higher 3pt FGs

.533 - vs. ULM (8-15), 12/13/09

Made 90% or higher FTs

.905 - vs. UT Arlington (19-21), 12/29/08

NORTH TEXAS RECORDS WATCH

Career Scoring

17.....1,002	David Vasher.....	1979-82
18.....996	Rubin Russell	1965-67
19.....990	David Burns	1962-65
20.....988	Josh White.....	2008-Pr
21.....968	Delonte Taylor	1980-82
22.....954	Pat Kelley.....	1950-53
23.....931	Bobby Iverson	1972-74

Career Free Throw Percentage (min. 90 att)

1.....87.08	Garland Bailey	1963-64
2.....85.45 (282-330)	Josh White.....	2008-Pr
3.....82.93 (102-123)	Dominique Johnson	2009-Pr
4.....82.38	Leonard Hopkins	2002-05
5.....81.91	Tom Etchison.....	1994-95
6.....81.62	Joe Hamilton	1969-70
7.....81.52	Jon Manning.....	1978-79
8.....79.31	Donell Hayden.....	1991
9.....79.19	Cedric Carson	1991-92
10.....79.17	George King	1994-96
11.....78.95 (225-285)	Tristan Thompson	2008-Pr
12.....78.86	Kendrick Davis	2006-07
13.....78.77	Tony Wright	1973-75

Career Field Goal Percentage

1.....585	John Horrocks	1981-83
2.....581	Terry Bailey.....	1974-76
3.....570	Will Smith	2000-04
4.....559 (176-315)	Eric Tramiel.....	2009-Pr
.....559	Adam Smith.....	1993-95
6.....555	Jeffrey Simpson	2004-06
7.....554	Sean Riley.....	1995-97
8.....543	Keith Wooden.....	2006-08
9.....540	Keenan DuBose	1985-87
10.....539	Xavier Henton	1991-94
11.....532 (91-171)	Kedrick Hogans	2008-Pr
12.....531	Michael DeGrate	2002-04

Career 3-Point Percentage

1.....431	George King.....	1993-96
2.....413	Chad Elstun	1995-97
3.....406	Rich Young.....	2005-07
4.....402 (47-117)	Dominique Johnson.....	2009-Pr
5.....394 (117-297)	Josh White	2008-Pr
6.....391	Calvin Watson	2003-07
.....391	Adam McCoy	2007-09
8.....390 (83-213)	Tristan Thompson.....	2008-Pr
9.....377	Collin Dennis.....	2007-09
10.....376	Isaac Hines.....	2004-06
11.....361	Tony Worrell.....	1986-88
.....360	Kendrick Davis.....	2005-07
13.....355	Ray Schufford.....	1989-91

Career 3-Pointers

6.....136	Leonard Hopkins.....	2001-05
7.....132	Chad Elstun	1995-97
8.....117	Josh White	2008-Pr
9.....112	Tom Etchison.....	1993-95
10.....106	Kendrick Davis.....	2005-07
11.....105	Ray Schufford.....	1989-91

LAST TIME vs NEW ORLEANS

New Orleans vs North Texas

02-12-09 7:00 p.m. at The Super Pit - Denton, Texas

New Orleans 69 • 10-15, 5-9 SBC

##	Player	f	Total	3-Ptr	FT-FTA	Rebounds			PF	TP	A	TO	Blk	Stl	Min
			FG-FGA	FG-FGA		Off	Def	Tot							
00	Dykes, Kyndall	f	8-19	0-0	3-3	3	6	9	4	19	1	3	0	2	38
22	Burroughs, Jahmal	f	1-3	0-0	0-0	1	3	4	4	2	2	1	0	0	26
13	Tyrna, Jaroslav	c	3-7	1-2	0-1	3	0	3	3	7	2	2	2	1	33
10	Archie, Justin	g	0-2	0-1	0-0	0	1	1	2	0	1	2	2	1	22
23	Worley, T.J.	g	12-17	3-5	4-5	2	2	4	4	31	1	4	0	2	31
03	McKinstry, Darrian		1-7	0-2	1-2	1	0	1	2	3	1	2	1	0	19
05	Damachoua, Destin		0-0	0-0	0-0	0	0	0	0	0	0	0	0	0	1
14	Carmouche, Charles		2-3	1-1	0-0	1	0	1	3	5	0	2	0	0	7
34	Ikeakor, Obi		1-2	0-0	0-0	0	2	2	2	2	0	0	0	0	7
45	Hart, Ejike		0-2	0-0	0-0	0	4	4	4	0	0	2	0	0	16
Team						3	2	5							
Totals			28-62	5-11	8-11	14	20	34	28	69	8	18	5	6	200

FG % 1st Half: 11-25 44.0% 2nd half: 17-37 45.9% Game: 28-62 45.2%
 3FG % 1st Half: 2-2 100.0 2nd half: 3-9 33.3% Game: 5-11 45.5%
 FT % 1st Half: 3-4 75.0% 2nd half: 5-7 71.4% Game: 8-11 72.7%

Deadball
Rebounds
0

North Texas 79 • 14-10, 7-6 SBC

##	Player	f	Total	3-Ptr	FT-FTA	Rebounds			PF	TP	A	TO	Blk	Stl	Min
			FG-FGA	FG-FGA		Off	Def	Tot							
04	Odufuwa, George	f	2-6	0-0	0-0	1	4	5	3	4	0	3	1	2	29
25	Tramiel, Eric	f	5-7	0-0	10-12	0	9	9	5	20	1	3	1	0	30
01	Johnson, Dominique	g	2-5	1-2	6-6	0	5	5	2	11	6	3	0	0	34
10	White, Josh	g	3-6	0-3	0-0	1	0	1	2	6	1	1	0	2	32
14	Thompson, Tristan	g	5-10	1-3	2-3	2	0	2	2	13	1	0	0	1	25
03	Dennis, Collin		6-10	3-3	2-4	1	1	2	3	17	0	2	0	1	25
05	McCoy, Adam		0-1	0-1	0-0	0	1	1	1	0	0	0	0	0	4
21	Stewart, Harold		0-0	0-0	0-0	0	0	0	0	0	0	1	0	0	2
24	Hogans, Kedrick		0-1	0-0	4-4	1	0	1	1	4	0	1	0	0	13
34	Howerton, Justin		2-3	0-0	0-1	1	1	2	0	4	0	0	0	1	6
Team						1	2	3				1			
Totals			25-49	5-12	24-30	8	23	31	19	79	9	15	2	7	200

FG % 1st Half: 15-27 55.6% 2nd half: 10-22 45.5% Game: 25-49 51.0%
 3FG % 1st Half: 5-8 62.5% 2nd half: 0-4 0.0% Game: 5-12 41.7%
 FT % 1st Half: 9-12 75.0% 2nd half: 15-18 83.3% Game: 24-30 80.0%

Deadball
Rebounds
2

Officials: Curtis Shaw, Tom O'Neill, Mark Whitehead
 Technical fouls: New Orleans-None. North Texas-None.
 Attendance: 2648

Score by periods	1st	2nd	Total
New Orleans	27	42	69
North Texas	44	35	79

JOHNNY JONES head coach

Age: 48
Alma Mater: Louisiana State ('85)
Record: 135-118 (9th Season)
Overall Record: 150-134 (10th season)
Previous Job: Alabama Asst. Coach (2000-01)
Playing Experience: LSU (1980-84)
Hometown: DeRidder, Louisiana
 DeRidder High School (1976-80)

Jones Coaching Experience

Year	School	Position
2001-Cur.	North Texas	Head Coach
2000-01	Alabama	Asst. Coach
1999-00	Memphis	Interim Head Coach
1997-99	Memphis	Assoc. Head Coach
1994-97	LSU	Assoc. Head Coach
1984-94	LSU	Asst. Coach
1987-88	LSU	Admin. Asst.

Jones Year-by-Year

Year	Overall	Conf.	Finish
2001-02	15-14	8-7	4th-West
2002-03	7-21	2-13	6th-West
2003-04	13-15	8-7	3rd West
2004-05	14-14	6-9	T4th-West
2005-06	14-14	6-9	T4th-West
2006-07	23-11	10-8	3rd West*
2007-08	20-11	10-8	3rd West
2008-09	20-12	11-7	2nd West
2009-10	9-6	2-3	
Totals	135-118	63-71	

* Sun Belt Tournament Champion

North Texas Career Coaching Wins

Coach	Wins	Seasons
Pete Shands	224	22
Johnny Jones	135	9th
Bill Blakeley	134	8
Jimmy Gales	84	7



- **April 16, 2001** - Jones named 16th head coach in North Texas history, taking over for Vic Trilli who compiled a 20-87 record in four years.
- **Nov. 16, 2001** - Jones won his first game as head coach at North Texas, defeating Southwest Missouri State 79-77 at the Super Pit.
- **March 1, 2002** - Jones and the Mean Green defeated Florida International in the Sun Belt Conference Tournament. The game marked NT's first ever victory in the SBC Tournament and its first in any conference tournament since the 1995-96 season.
- **March 2, 2002** - North Texas ended the season with a 15-14 record to give the Mean Green its first winning season in six years. NT posted the nation's third best one season improvement in winning percentage for 2000-01 to 2001-02.
- **Dec. 7, 2002** - Jones led the Mean Green to a victory over Winthrop at the Brother's Air and Heat Championship game, giving North Texas its first regular-season tournament title in more than 20 years.
- **Dec. 6, 2003** - North Texas picked up its biggest margin of victory in school history in a 109-49 win over Hardin-Simmons.
- **Nov. 9, 2005** - Jones and his staff signed four players on the first day of the early signing period and, includ-

- ing Arizona State transfer Keith Wooden, had the 29th ranked class in the nation for the early signing period according to Hoop Scoop.
- **Nov. 18, 2005** - Jones won his 50th game at North Texas with the victory over Hardin-Simmons in the season opener.
- **Nov. 12, 2006** - In what is being referred to as his signature win, Jones' Mean Green toppled NIT participant Charlotte 90-72 on the road.
- **Dec. 19, 2006** - Jones leads the Mean Green to another program first - its first win over Western Kentucky in eight tries.
- **Feb. 15, 2007** - Jones scores his 80th victory at North Texas, passing John Reid for fourth all-time.
- **March 6, 2007** - Jones gives NT its first-ever Sun Belt Conference title with an 83-75 win over Arkansas State.
- **March 16, 2007** - North Texas plays in its first NCAA Tournament game since 1988, falling to Memphis 73-58 in the opening round.
- **Nov. 11, 2007** - In front of the largest Super Pit crowd since 1980 (6,793), Jones and the Mean Green knocked off Oklahoma State 82-73.
- **Dec. 1, 2007** - Down 21 points at New Mexico State with 14:20 remaining, Jones and the Mean Green engineer

- the biggest comeback in school history. NT beat the Aggies 75-72 in regulation.
- **Feb. 2, 2008** - Jones records his 100th win at North Texas with a 60-57 victory over Florida International. Only Bill Blakeley reached the milestone faster at NT.
- **Feb. 20, 2008** - North Texas records one of the most lopsided road victories in school history in a 72-40 drubbing of Louisiana at Monroe. It is the largest margin of defeat in Fant-Ewing Coliseum history, and the least amount of points by an NT opponent since 1994.
- **March 5, 2008** - A win over Arkansas State in the Sun Belt Conference opening round secures a second straight 20-win season for the Mean Green.
- **Dec. 31, 2008** - Jones coaches the 250th game of his career, which has spanned eight seasons at NT and Memphis. Jones has amassed a 129-121 record.
- **Feb. 26, 2009** - With a win over Arkansas State, North Texas secured its 10th conference win for a third straight season, a feat not seen at NT since 1924-27.
- **Nov. 18, 2009** - Broke the 14-year hold UT Arlington had on North Texas with a 101-99 double OT win. The Mavericks had won the previous five meetings.
- **Dec. 31, 2009** - In the last game of the decade, Jones passes Bill Blakeley for 2nd place in school history in career victories with 135 wins.


1 DOMINIQUE JOHNSON

5-10 • 162 • Sr. • G • 1L • Kansas City, Mo. (Arkansas-Fort Smith)

Expected to miss the remainder of 2009-10 with a broken ankle ... 15 points in 16 minutes in Rice win before leaving with an ankle injury ... Had 9 assists to 4 turnovers ... 2008-09: Finished his first season at NT ranked ninth in school history in assists with 120 ... 120 assists are the most by an NT player since 1999, and ranked 6th in SBC ... 1.69 A/TO ratio ranked 123rd in nation ... Needs just 106 assists to reach NT's career top 10 list ... 83.8 FT% ranked second on the squad and 60th in the nation ... One of four NT players to average double figures (11.0 ppg) ... Posted two 20-point efforts.

CAREER HIGHS

Points: 20, last vs. WKU (3/09/09)
 FG Made: 8, last vs. WKU (3/09/09)
 3-FG Made: 4, last vs. WKU (3/09/09)
 FT Made: 9 vs. Indiana St. (11/23/08)
 Assists: 7, last vs. ULL (2/7/09)
 Rebounds: 6 vs. Arkansas St. (1/10/09)
 Steals: 3, last vs. Denver (1/15/09)
 Blocks: 1, last vs. JSU (11/24/09)
 Minutes: 48 vs. Arkansas St. (1/10/09)



Opponent	Date	gs	min	Total		3-Pointers		Free throws		Rebounds				pf	a	t/o	blk	stl	pts	avg
				fg-fga	pct	3fg-fga	pct	ft-fga	pct	off	def	tot	avg							
at UT Arlington	11/18/09		15	1-5	.200	0-2	.000	1-2	.500	0	1	1	1.0	2	3	1	0	1	3	3.0
at Oklahoma State	11/21/09		19	2-6	.333	0-1	.000	5-6	.833	0	3	3	2.0	1	1	0	0	0	9	6.0
JACKSON STATE	11/24/09		10	0-2	.000	0-1	.000	0-0	.000	0	2	2	2.0	2	2	2	1	0	0	4.0
at Rice	12/05/09		16	5-6	.833	3-4	.750	2-2	1.000	0	1	1	1.8	1	3	1	0	2	15	6.8
Totals		0	60	8-19	.421	3-8	.375	8-10	.800	0	7	7	1.8	6	9	4	1	3	27	6.8

Games played: 4
 Minutes/game: 15.0
 Points/game: 6.8
 FG Pct: 42.1
 3FG Pct: 37.5
 FT Pct: 80.0

Rebounds/game: 1.8
 Assists/game: 2.3
 Turnovers/game: 1.0
 Assist/turnover ratio: 2.3
 Steals/game: 0.8
 Blocks/game: 0.3

CAREER STATS

Season	gp-gs	min/avg	Total		3-Point		F-Throws		Rebounds				Scoring							
			fg-fga	pct	fg-fga	pct	ft-fga	pct	off	def	tot	avg	pf	fo	ast	to	blk	stl	pts	avg
2008-09	32-24	970/30.3	107-252	.425	44-109	.404	93-111	.838	22	77	99	3.1	56	0	120	71	1	35	351	11.0
2009-10	4-0	60/15.0	8-19	.421	3-8	.375	8-10	.800	0	7	7	1.8	6	0	9	4	1	3	27	6.8
TOTAL	36-24	1030/28.6	115-271	.424	47-117	.402	101-121	.835	22	84	106	2.9	62	0	129	75	2	38	378	10.5


3 ALZEE WILLIAMS

6-4 • 168 • Fr. • G • HS • Dallas (Mississippi Elite Christian Academy)

Averaging 9.5 mins at the 1 & 2 ... Notched a steal and an assist at ASU ... Has 5 point outings vs UTA and Jackson State, and 4 points in 7 minutes vs SLU ... Tallied an assist and a block at UALR ... 2008-09: Honed his shooting game at Miss. Elite Christian Academy, averaging over 20 ppg ... Dropped a career-high 36 points on Laurinburg Prep ... Was the District 13-4A MVP as a senior at Lincoln High School in Dallas ... Ranked by TexasHoops.com as the No. 117th best player in the class of '08 ... Selected the Dallas Morning News' High School Player of the Week.

CAREER HIGHS

Points: 5, last vs. JSU (11/24/09)
 FG Made: 2 vs. JSU (11/24/09)
 3-FG Made: 1 vs. JSU (11/24/09)
 FT Made: 3 vs. UTA (11/18/09)
 Assists: 1, last vs. ASU (1/2/10)
 Rebounds: 2, last vs. USW (12/2/09)
 Steals: 1, last vs. ASU (1/2/10)
 Blocks: 1, last vs. UALR (12/31/09)
 Minutes: 23 vs. UTA (11/18/09)



Opponent	Date	gs	min	Total		3-Pointers		Free throws		Rebounds				pf	a	t/o	blk	stl	pts	avg
				fg-fga	pct	3fg-fga	pct	ft-fta	pct	off	def	tot	avg							
CAMERON	11/13/09		14	1-2	.500	0-1	.000	0-0	.000	0	1	1	1.0	1	0	0	0	0	2	2.0
at UT Arlington	11/18/09		23	1-2	.500	0-1	.000	3-4	.750	1	1	2	1.5	4	0	1	0	1	5	3.5
at Oklahoma State	11/21/09		3	0-0	.000	0-0	.000	0-0	.000	0	0	0	1.0	1	0	1	0	0	0	2.3
JACKSON STATE	11/24/09		10	2-3	.667	1-2	.500	0-0	.000	0	2	2	1.3	2	0	0	0	0	5	3.0
at Boise State	11/28/09		7	0-2	.000	0-1	.000	0-0	.000	0	0	0	1.0	0	0	0	0	0	0	2.4
UNIVERSITY OF THE SO	12/02/09		16	0-4	.000	0-2	.000	1-2	.500	0	2	2	1.2	1	1	1	1	1	1	2.2
at Rice	12/05/09		12	1-2	.500	0-0	.000	0-0	.000	0	1	1	1.1	0	0	1	0	0	2	2.1
at Texas A&M	12/07/09		3	0-0	.000	0-0	.000	0-0	.000	0	0	0	1.0	0	0	1	0	0	0	1.9
ULM	12/13/09		4	0-4	.000	0-1	.000	0-0	.000	0	0	0	0.9	0	0	0	0	0	0	1.7
FIU	12/20/09		10	0-2	.000	0-2	.000	0-0	.000	0	1	1	0.9	1	0	0	1	0	0	1.5
SOUTHEASTERN	12/22/09		7	1-3	.333	0-2	.000	2-2	1.000	0	0	0	0.8	0	0	1	0	0	4	1.7
TEXAS SOUTHERN	12/28/09		5	0-2	.000	0-1	.000	0-0	.000	0	1	1	0.8	1	0	1	0	1	0	1.6
at UALR	12/31/09		6	0-2	.000	0-2	.000	0-0	.000	0	0	0	0.8	0	1	0	1	0	0	1.5
at Arkansas State	1/2/10		18	0-3	.000	0-2	.000	1-2	.500	0	0	0	0.7	2	1	2	0	1	1	1.4
at Louisiana	01/07/10		4	0-0	.000	0-0	.000	0-0	.000	0	0	0	0.7	1	0	0	0	0	0	1.3
Totals		0	142	6-31	.194	1-17	.059	7-10	.700	1	9	10	0.7	14	3	9	3	4	20	1.3

Games played: 15
 Minutes/game: 9.5
 Points/game: 1.3
 FG Pct: 19.4
 3FG Pct: 5.9
 FT Pct: 70.0

Rebounds/game: 0.7
 Assists/game: 0.2
 Turnovers/game: 0.6
 Assist/turnover ratio: 0.3
 Steals/game: 0.3
 Blocks/game: 0.2

4 GEORGE ODUFUWA

6-8 • 240 • Jr. • F • 1L • Dallas, Texas (Arizona State)

Leads the Sun Belt in rebounding by more than 1 board per game ... Career-high 20 points on 8-of-9 shooting at UALR ... 6th career double double at ULL ... 1 board shy of a double-double at No. 16 Texas A&M and at ASU ... Had 3 double-doubles in the first four games of the year ... Hauled in 24 rebounds vs Cameron, making him the 9th player in the NCAA since 2005-06 to grab 24 boards or more ... Career-high 16 points vs UTA ... 2008-09: Ranked 6th in the SBC with 6.6 rpg ... 18 boards vs. Troy are most by an SBC player in 2008-09 ... ESPN The Magazine Academic All-District First Team.

CAREER HIGHS

Points: 20 vs. UALR (12/31/09)
 FG Made: 8 vs. UALR (12/31/09)
 3-FG Made: -
 FT Made: 8 vs. UTA (11/18/09)
 Assists: 4 vs. SHSU (11/20/08)
 Rebounds: 24 vs. Cameron (11/13/09)
 Steals: 3, last vs. UTA (11/18/09)
 Blocks: 4, last vs. FIU (12/20/09)
 Minutes: 44 vs. UTA (11/18/09)



Opponent	Date	gs	min	Total		3-Pointers		Free throws		Rebounds				pf	a	t/o	blk	stl	pts	avg	
				fg-fga	pct	3fg-fga	pct	ft-fga	pct	off	def	tot	avg								
CAMERON	11/13/09	*	29	4-10	.400	0-0	.000	4-7	.571	6	18	24	24.0	0	1	3	2	1	12	12.0	
at UT Arlington	11/18/09	*	44	4-4	1.000	0-0	.000	8-10	.800	1	10	11	17.5	3	1	4	3	3	16	14.0	
at Oklahoma State	11/21/09	*	34	4-7	.571	0-0	.000	3-4	.750	1	6	7	14.0	1	1	2	1	0	11	13.0	
JACKSON STATE	11/24/09	*	36	4-8	.500	0-0	.000	3-7	.429	4	7	11	13.3	2	0	1	2	2	11	12.5	
at Boise State	11/28/09	*	17	2-4	.500	0-0	.000	1-2	.500	2	2	4	11.4	3	3	3	0	0	5	11.0	
UNIVERSITY OF THE SO	12/02/09	*	18	1-5	.200	0-0	.000	2-2	1.000	3	6	9	11.0	3	0	4	0	0	4	9.8	
at Rice	12/05/09		28	1-2	.500	0-0	.000	2-5	.400	2	8	10	10.9	3	0	2	0	0	4	9.0	
at Texas A&M	12/07/09	*	31	5-8	.625	0-0	.000	2-4	.500	5	4	9	10.6	3	1	3	0	1	12	9.4	
ULM	12/13/09	*	33	4-7	.571	0-0	.000	5-9	.556	5	4	9	10.4	2	3	3	3	0	13	9.8	
FIU	12/20/09	*	32	6-7	.857	0-0	.000	0-2	.000	4	4	8	10.2	4	0	2	4	1	12	10.0	
SOUTHEASTERN	12/22/09	*	36	5-11	.455	0-0	.000	2-2	1.000	3	4	7	9.9	3	3	0	2	2	12	10.2	
TEXAS SOUTHERN	12/28/09	*	36	1-2	.500	0-0	.000	4-4	1.000	3	4	7	9.7	5	0	3	0	0	6	9.8	
at UALR	12/31/09	*	31	8-9	.889	0-0	.000	4-7	.571	2	6	8	9.5	4	3	2	0	1	20	10.6	
at Arkansas State	1/2/10	*	31	3-6	.500	0-0	.000	4-4	1.000	6	3	9	9.5	3	2	4	1	0	10	10.6	
at Louisiana	01/07/10	*	37	5-9	.556	0-0	.000	5-7	.714	4	8	12	9.7	3	0	2	1	0	15	10.9	
Totals			14	473	57-99	.576	0-0	.000	49-76	.645	51	94	145	9.7	42	18	38	19	11	163	10.9

Games played: 15
 Minutes/game: 31.5
 Points/game: 10.9
 FG Pct: 57.6
 FT Pct: 64.5

Rebounds/game: 9.7
 Assists/game: 1.2
 Turnovers/game: 2.5
 Assist/turnover ratio: 0.5
 Steals/game: 0.7
 Blocks/game: 1.3

CAREER STATS

Season	gp-gs	min/avg	Total		3-Point		F-Throws		Rebounds				Scoring							
			fg-fga	pct	fg-fga	pct	ft-fga	pct	off	def	tot	avg	pf	fo	ast	to	blk	stl	pts	avg
2008-09	32-26	691/21.6	72-160	.450	0-0	.000	52-79	.658	67	143	210	6.6	101	4	31	51	21	29	196	6.1
2009-10	14-13	436/31.1	52-90	.578	0-0	.000	44-69	.638	47	86	133	9.5	39	1	18	36	18	11	148	10.6
TOTAL	46-39	1127/24.5	124-250	.496	0-0	.000	96-148	.649	114	229	343	7.5	140	5	49	87	39	40	344	7.5

10 JOSH WHITE

5-10 • 175 • Jr. • G • 2L • Baton Rouge, La. (Christian Life Academy)

Ranks 20th in NT history with 988 career points ... Leads the Sun Belt in minutes per game ... 85.45 career FT% ranks second in NT history ... Nine points at ASU snaps streak of 9 straight games in double figures ... Hit 100th career 3-pointer vs. USW ... Still averaging 19.0 ppg against Big XII opponents ... Has 51 career double-digit scoring games ... Posted a career-high 35 points at UTA, making him the 23rd player in NT history to reach 35 points ... Preseason Second Team All-Sun Belt ... 2008-09: Finished second in the nation with a 90.6 (96-of-106) FT% ... Earned All-Sun Belt Tournament honors after averaging 20.0 ppg.

CAREER HIGHS

Points: 35 vs. UTA (11/18/09)
 FG Made: 9, last vs. USW (12/2/09)
 3-FG Made: 6 vs Texas (12/5/07)
 FT Made: 15 vs. UTA (11/18/09)
 Assists: 7, last vs. UALR (12/31/09)
 Rebounds: 8 vs Okla. State (11/17/08)
 Steals: 3 vs Okla. State (11/14/07)
 Blocks: -
 Minutes: 46, last vs. UTA (11/18/09)



Opponent	Date	gs	min	Total		3-Pointers		Free throws		Rebounds				pf	a	t/o	blk	stl	pts	avg	
				fg-fga	pct	3fg-fga	pct	ft-fga	pct	off	def	tot	avg								
CAMERON	11/13/09	*	30	6-9	.667	5-6	.833	2-3	.667	1	3	4	4.0	2	4	2	0	0	19	19.0	
at UT Arlington	11/18/09	*	46	9-14	.643	2-4	.500	15-18	.833	2	5	7	5.5	1	4	7	0	0	35	27.0	
at Oklahoma State	11/21/09	*	35	1-6	.167	0-3	.000	2-2	1.000	0	1	1	4.0	1	5	4	0	0	4	19.3	
JACKSON STATE	11/24/09	*	32	0-5	.000	0-2	.000	4-4	1.000	1	3	4	4.0	0	4	4	0	1	4	15.5	
at Boise State	11/28/09	*	34	9-16	.563	3-7	.429	2-2	1.000	0	3	3	3.8	2	6	3	0	0	23	17.0	
UNIVERSITY OF THE SO	12/02/09	*	32	9-11	.818	2-4	.500	1-1	1.000	0	2	2	3.5	2	5	1	0	1	21	17.7	
at Rice	12/05/09	*	38	2-5	.400	1-1	1.000	9-9	1.000	0	2	2	3.3	1	4	3	0	0	14	17.1	
at Texas A&M	12/07/09	*	38	5-13	.385	1-4	.250	4-6	.667	2	0	2	3.1	1	5	3	0	0	15	16.9	
ULM	12/13/09	*	37	4-6	.667	4-5	.800	3-4	.750	1	1	2	3.0	2	5	3	0	0	15	16.7	
FIU	12/20/09	*	40	3-10	.300	2-6	.333	5-10	.500	0	1	1	2.8	1	3	2	0	0	13	16.3	
SOUTHEASTERN	12/22/09	*	33	3-5	.600	1-3	.333	6-6	1.000	0	1	1	2.6	1	1	3	0	1	13	16.0	
TEXAS SOUTHERN	12/28/09	*	37	5-9	.556	2-4	.500	0-1	.000	0	0	0	2.4	0	2	2	0	1	12	15.7	
at UALR	12/31/09	*	36	3-10	.300	2-6	.333	5-6	.833	0	1	1	2.3	1	7	4	0	0	13	15.5	
at Arkansas State	1/2/10	*	39	3-12	.250	1-3	.333	2-3	.667	2	2	4	2.4	3	5	2	0	0	9	15.0	
at Louisiana	01/07/10	*	39	4-11	.364	3-4	.750	3-4	.750	2	1	3	2.5	4	4	6	0	0	14	14.9	
Totals			15	546	66-142	.465	29-62	.468	63-79	.797	11	26	37	2.5	22	64	49	0	4	224	14.9

Games played: 15
 Minutes/game: 36.4
 Points/game: 14.9
 FG Pct: 46.5
 3FG Pct: 46.8
 FT Pct: 79.7

Rebounds/game: 2.5
 Assists/game: 4.3
 Turnovers/game: 3.3
 Assist/turnover ratio: 1.3
 Steals/game: 0.3

CAREER STATS

Season	gp-gs	min/avg	Total		3-Point		F-Throws		Rebounds				Scoring							
			fg-fga	pct	fg-fga	pct	ft-fga	pct	off	def	tot	avg	pf	fo	ast	to	blk	stl	pts	avg
2007-08	29-28	925/31.9	116-254	.457	49-107	.458	123-145	.848	16	57	73	2.5	42	0	44	62	0	14	404	13.9
2008-09	32-30	1075/33.6	113-289	.391	39-128	.305	96-106	.906	15	77	92	2.9	38	0	82	53	0	16	361	11.3
2009-10	14-14	507/36.2	62-131	.473	26-58	.448	60-75	.800	9	25	34	2.4	18	0	60	43	0	4	210	15.0
TOTAL	75-72	2507/33.4	291-674	.432	114-293	.389	279-326	.856	40	159	199	2.7	98	0	186	158	0	34	975	13.0


11 ANTWONE MATLOCK

6-1 • 177 • Sr. • G • 1L • Dallas, Texas (Trinidad State)

Has seen time against Cameron and the University of the Southwest ... 2008-09: Saw first action in a Mean Green uniform versus Cameron, landing a layup on 1-of-2 shooting ... Grabbed season-high seven minutes vs. Louisiana-Lafayette, pulling down 2 rebounds ... Also saw time against Sun Belt foes Florida Atlantic, ULM, Denver, and Western Kentucky (Sun Belt Tournament semifinal).

CAREER HIGHS

Points: 2 vs. Cameron (11/14/08)
 FG Made: 1 vs. Cameron (11/14/08)
 3-FG Made: -
 FT Made: -
 Assists: -
 Rebounds: 2 vs. ULL (2/7/09)
 Steals: -
 Blocks: -
 Minutes: 7 vs. ULL (2/7/09)



Opponent	Date	gs	min	Total		3-Pointers		Free throws		Rebounds				pf	a	t/o	blk	stl	pts	avg
				fg-fga	pct	3fg-fga	pct	ft-fga	pct	off	def	tot	avg							
CAMERON	11/13/09		1	0-1	.000	0-1	.000	0-0	.000	0	0	0	0.0	1	0	0	0	0	0	0.0
UNIVERSITY OF THE SO	12/02/09		4	0-2	.000	0-2	.000	0-0	.000	0	1	1	0.5	0	0	0	0	0	0	0.0
Totals			0	5	0-3	.000	0-3	.000	0-0	.000	0	1	1	0.5	1	0	0	0	0	0.0

Games played: 2
 Minutes/game: 2.5
 FG Pct: 0.0
 3FG Pct: 0.0

Rebounds/game: 0.5

CAREER STATS

Season	gp-gs	min/avg	Total		3-Point		F-Throws		Rebounds				Scoring							
			fg-fga	pct	fg-fga	pct	ft-fga	pct	off	def	tot	avg	pf	fo	ast	to	blk	stl	pts	avg
2008-09	6-0	12/2.0	1-7	.143	0-5	.000	0-0	.000	0	2	2	0.3	3	0	0	2	0	0	2	0.3
2009-10	2-0	5/2.5	0-3	.000	0-3	.000	0-0	.000	0	1	1	0.5	1	0	0	0	0	0	0	0.0
TOTAL	8-0	17/2.1	1-10	.100	0-8	.000	0-0	.000	0	3	3	0.4	4	0	0	2	0	0	2	0.3

12 NICK GOFF

6-4 • 180 • Fr. • G • HS • Columbus, Ohio (St. Francis DeSales)

Saw 3 minutes vs. USW and hit a layup ... Hit a pair of free throws in his first action at NT vs Cameron ... 2008-09: Was a standout at St. Francis DeSales in Columbus, Ohio, earning All-Central District Division II Third-Team honors ... Scored 13.7 ppg in leading St. Francis to the state semifinal game, where they fell to national powerhouse St. Vincent-St. Mary ... Had the Stallions ranked No. 8 in the state of Ohio heading into the state tournament ... As a junior, Goff was an honorable mention honoree to the All-Central District Division II.

CAREER HIGHS

Points: 2, last vs. USW (12/2/09)
 FG Made: 1 vs. USW (12/2/09)
 3-FG Made: -
 FT Made: 2 vs. Cameron (11/13/09)
 Assists: 1 vs. USW (12/2/09)
 Rebounds: 2 vs. USW (12/2/09)
 Steals: -
 Blocks: -
 Minutes: 3 vs. USW (12/2/09)



Opponent	Date	gs	min	Total		3-Pointers		Free throws		Rebounds				pf	a	t/o	blk	stl	pts	avg
				fg-fga	pct	3fg-fga	pct	ft-fta	pct	off	def	tot	avg							
CAMERON	11/13/09	1		0-0	.000	0-0	.000	2-2	1.000	0	0	0	0.0	0	0	1	0	0	2	2.0
UNIVERSITY OF THE SO	12/02/09	3		1-2	.500	0-0	.000	0-0	.000	1	1	2	1.0	0	1	0	0	0	2	2.0
Totals		0	4	1-2	.500	0-0	.000	2-2	1.000	1	1	2	1.0	0	1	1	0	0	4	2.0

Games played: 2
 Minutes/game: 2.0
 Points/game: 2.0
 FG Pct: 50.0
 FT Pct: 100.0

Rebounds/game: 1.0
 Assists/game: 0.5
 Turnovers/game: 0.5
 Assist/turnover ratio: 1.0


14 TRISTAN THOMPSON

6-5 • 190 • Jr. • G • 2L • Angleton, Texas (Brewster Academy)

Has reached double figures in each of the last 7, including 27 vs FIU and 26 vs UALR ... Averaging 14.2 points per game in Sun Belt contests since his sophomore season ... Reached double figures for first time in '09-10 against USW with 11 points ... 2008-09: NT's 2nd highest scoring threat with 11.4 ppg ... Had five 20-point games in 08-09, including career scoring efforts in three of four games in December, culminating in a 27 point outing at ULL ... Named the Sun Belt Player of the Week ... Recorded first perfect night in NT history vs Sam Houston - 6-6 FG, 2-2 3-point, 6-6 FT.

CAREER HIGHS

Points: 27, last vs. FIU (12/20/09)
 FG Made: 11 vs. UL (12/18/08)
 3-FG Made: 6, last vs. UALR (12/31/09)
 FT Made: 13 vs. UL (2/7/09)
 Assists: 5 vs. TSU (12/28/09)
 Rebounds: 8, last vs NMSU (12/1/07)
 Steals: 3 vs Centenary (12/20/07)
 Blocks: 1, last vs. Houston (11/29/08)
 Minutes: 41 vs. Arkansas St. (1/10/09)



Opponent	Date	qs	min	Total		3-Pointers		Free throws		Rebounds				Other							
				fg-fga	pct	3fg-fga	pct	ft-fga	pct	off	def	tot	avg	pf	a	t/o	blk	stl	pts	avg	
CAMERON	11/13/09	*	16	1-3	.333	0-2	.000	3-4	.750	1	2	3	3.0	1	0	1	0	0	0	5	5.0
at UT Arlington	11/18/09	*	25	1-5	.200	0-0	.000	7-9	.778	1	3	4	3.5	4	3	3	0	0	9	7.0	
at Oklahoma State	11/21/09		15	2-6	.333	1-2	.500	0-0	.000	3	2	5	4.0	2	1	2	0	0	5	6.3	
JACKSON STATE	11/24/09	*	21	1-7	.143	0-1	.000	3-4	.750	0	2	2	3.5	1	3	2	0	0	5	6.0	
at Boise State	11/28/09	*	24	2-7	.286	2-4	.500	1-2	.500	0	4	4	3.6	1	1	1	0	0	7	6.2	
UNIVERSITY OF THE SO	12/02/09	*	23	4-8	.500	3-5	.600	0-1	.000	0	4	4	3.7	0	1	0	0	2	11	7.0	
at Rice	12/05/09	*	18	0-4	.000	0-3	.000	2-2	1.000	0	0	0	3.1	2	0	0	0	0	2	6.3	
at Texas A&M	12/07/09	*	26	3-8	.375	0-2	.000	3-3	1.000	1	2	3	3.1	0	2	2	0	1	9	6.6	
ULM	12/13/09	*	32	7-8	.875	4-4	1.000	2-2	1.000	0	3	3	3.1	2	1	3	0	1	20	8.1	
FIU	12/20/09	*	37	8-19	.421	6-11	.545	5-6	.833	1	3	4	3.2	4	2	2	0	0	27	10.0	
SOUTHEASTERN	12/22/09	*	31	5-10	.500	2-5	.400	0-2	.000	0	2	2	3.1	3	0	2	0	1	12	10.2	
TEXAS SOUTHERN	12/28/09	*	37	7-14	.500	2-6	.333	5-6	.833	0	4	4	3.2	3	5	1	0	0	21	11.1	
at UALR	12/31/09	*	34	9-13	.692	6-9	.667	2-3	.667	2	2	4	3.2	2	2	3	0	0	26	12.2	
at Arkansas State	1/2/10	*	35	5-14	.357	1-5	.200	7-8	.875	3	2	5	3.4	0	2	3	0	1	18	12.6	
at Louisiana	01/07/10	*	35	1-4	.250	0-1	.000	9-11	.818	0	2	2	3.3	3	0	5	0	0	11	12.5	
Totals			14	409	56-130	.431	27-60	.450	49-63	.778	12	37	49	3.3	28	23	30	0	6	188	12.5

Games played: 15
 Minutes/game: 27.3
 Points/game: 12.5
 FG Pct: 43.1
 3FG Pct: 45.0
 FT Pct: 77.8

Rebounds/game: 3.3
 Assists/game: 1.5
 Turnovers/game: 2.0
 Assist/turnover ratio: 0.8
 Steals/game: 0.4

CAREER STATS

Season	gp-gs	min/avg	Total		3-Point		F-Throws		Rebounds				Scoring							
			fg-fga	pct	fg-fga	pct	ft-fga	pct	off	def	tot	avg	pf	fo	ast	to	blk	stl	pts	avg
2007-08	30-12	494/16.5	56-133	.421	22-62	.355	59-74	.797	19	49	68	2.3	39	0	21	37	1	14	193	6.4
2008-09	32-27	718/22.4	107-248	.431	34-91	.374	117-148	.791	22	52	74	2.3	59	1	34	41	1	11	365	11.4
2009-10	14-13	374/26.7	55-126	.437	27-59	.458	40-52	.769	12	35	47	3.4	25	0	23	25	0	6	177	12.6
TOTAL	76-52	1586/20.9	218-507	.430	83-212	.392	216-274	.788	53	136	189	2.5	123	1	78	103	2	31	735	9.7


15 BEN KNOX

6-10 • 221 • Fr. • C • RS • Arlington, Texas (Grace Prep Academy)

Had a block and a steal at ASU ... Recorded first career block at No. 16 Texas A&M ... Posted 4 points on 2-2 shooting at Boise State ... Saw first action at NT and grabbed 1 rebound vs Cameron ... 2008-09: Took a red-shirt ... Was a TAPPS Second-Team All-State selection as a senior ... Guided Grace Prep to the TAPPS state title game in each of the last two seasons ... Ranked as the No. 62 recruit in the state by TexasHoops.com ... Listed as No. 354 among the top 1,000 players in the country by HoopScoopOnline.com ... Averaged 10 points, nine rebounds and three blocks per game in 2007-08.

CAREER HIGHS

Points: 4 vs. Boise St. (11/28/09)
 FG Made: 2 vs. Boise St. (11/28/09)
 3-FG Made: -
 FT Made: -
 Assists: 1 vs. ULL (1/7/10)
 Rebounds: 1, last vs. ULL (1/7/10)
 Steals: 1 vs. ASU (1/2/10)
 Blocks: 1, last vs. ASU (1/2/10)
 Minutes: 10 vs. USW (12/2/09)



Opponent	Date	gs	min	Total		3-Pointers		Free throws		Rebounds				pf	a	t/o	blk	stl	pts	avg	
				fg-fga	pct	3fg-fga	pct	ft-fta	pct	off	def	tot	avg								
CAMERON	11/13/09		1	0-0	.000	0-0	.000	0-0	.000	1	0	1	1.0	0	0	0	0	0	0	0.0	
at Boise State	11/28/09		4	2-2	1.000	0-0	.000	0-0	.000	1	0	1	1.0	0	1	1	0	0	4	2.0	
UNIVERSITY OF THE SO	12/02/09		10	0-0	.000	0-0	.000	0-0	.000	1	0	1	1.0	1	0	1	0	0	0	1.3	
at Texas A&M	12/07/09		3	0-0	.000	0-0	.000	0-0	.000	0	0	0	0.8	1	0	0	1	0	0	1.0	
ULM	12/13/09		1	0-0	.000	0-0	.000	0-2	.000	0	1	1	0.8	0	0	0	0	0	0	0.8	
FIU	12/20/09		0	0-0	.000	0-0	.000	0-0	.000	0	0	0	0.7	0	0	0	0	0	0	0.7	
at Arkansas State	1/2/10		9	1-3	.333	0-0	.000	0-0	.000	2	1	3	1.0	1	0	0	1	1	2	0.9	
at Louisiana	01/07/10		7	0-0	.000	0-0	.000	0-0	.000	1	0	1	1.0	3	1	1	0	0	0	0.8	
Totals			0	35	3-5	.600	0-0	.000	0-2	.000	6	2	8	1.0	6	2	3	2	1	6	0.8

Games played: 8
 Minutes/game: 4.4
 Points/game: 0.8
 FG Pct: 60.0
 FT Pct: 0.0

Rebounds/game: 1.0
 Assists/game: 0.3
 Turnovers/game: 0.4
 Assist/turnover ratio: 0.7
 Steals/game: 0.1
 Blocks/game: 0.3

20 COLLIN MANGRUM

6-4 • 190 • Jr. • G • 2L • Howe, Texas (Howe HS)

Has started 3 games this year - giving him 4 career starts ... Posted 9 points in a career-high 27 minutes vs Texas Southern ... Career-high 2 assists at UALR ... Shooting 20-48 (41.7 percent) from the floor after entering '09-10 with 28.8 career shooting percentage (19-66) ... 12 points at Rice was second career double-digit game ... Went 2-2 for 5 points at Oklahoma State ... 2008-09: Exploded for career highs in points (19), field goals (7) and 3-pointers (5) in breakout game vs Middle Tennessee ... Missed all of 2007-08 and the final nine games of the 08-09 season after exacerbating chronic injuries.

CAREER HIGHS

Points: 19 vs. MTSU (12/31/08)
 FG Made: 7 vs. MTSU (12/31/08)
 3-FG Made: 5 vs. MTSU (12/31/08)
 FT Made: 4, last vs Jarvis (12/22/06)
 Assists: 2 vs. UALR (12/31/09)
 Rebounds: 4, last vs. ULL (2/7/09)
 Steals: 2, last vs. JSU (11/24/09)
 Blocks: 1, last vs. Rice (12/5/09)
 Minutes: 27 vs. TSU (12/28/09)



Opponent	Date	gs	min	Total		3-Pointers		Free throws		Rebounds				pf	a	t/o	blk	stl	pts	avg	
				fg-fga	pct	3fg-fga	pct	ft-fa	pct	off	def	tot	avg								
CAMERON	11/13/09		12	3-7	.429	1-3	.333	2-2	1.000	0	0	0	0.0	2	0	0	0	0	9	9.0	
at Oklahoma State	11/21/09		10	2-2	1.000	1-1	1.000	0-0	.000	0	1	1	0.5	1	0	1	0	0	5	7.0	
JACKSON STATE	11/24/09		15	3-6	.500	1-4	.250	0-0	.000	0	0	0	0.3	4	0	1	1	2	7	7.0	
at Boise State	11/28/09		16	2-3	.667	0-0	.000	0-1	.000	0	0	0	0.3	2	0	0	0	0	4	6.3	
UNIVERSITY OF THE SO	12/02/09		15	2-3	.667	1-2	.500	2-2	1.000	0	1	1	0.4	4	1	0	1	1	7	6.4	
at Rice	12/05/09		23	4-8	.500	1-4	.250	3-4	.750	0	3	3	0.8	2	0	1	1	1	12	7.3	
ULM	12/13/09		11	0-3	.000	0-2	.000	0-0	.000	0	1	1	0.9	1	0	1	0	0	0	6.3	
FIU	12/20/09		9	0-2	.000	0-2	.000	2-2	1.000	0	2	2	1.0	0	0	0	0	0	2	5.8	
SOUTHEASTERN	12/22/09		9	0-1	.000	0-1	.000	0-0	.000	0	0	0	0.9	2	0	0	0	0	0	5.1	
TEXAS SOUTHERN	12/28/09	*	27	3-6	.500	0-1	.000	3-3	1.000	0	3	3	1.1	0	0	3	0	1	9	5.5	
at UALR	12/31/09	*	17	1-4	.250	1-4	.250	0-0	.000	0	2	2	1.2	2	2	0	0	0	3	5.3	
at Arkansas State	1/2/10	*	8	0-3	.000	0-1	.000	0-0	.000	0	0	0	1.1	0	0	1	0	0	0	4.8	
at Louisiana	01/07/10		2	0-1	.000	0-0	.000	0-0	.000	0	0	0	1.0	1	0	1	0	0	0	4.5	
Totals			3	174	20-49	.408	6-25	.240	12-14	.857	0	13	13	1.0	21	3	9	3	5	58	4.5

Games played: 13
 Minutes/game: 13.4
 Points/game: 4.5
 FG Pct: 40.8
 3FG Pct: 24.0
 FT Pct: 85.7

Rebounds/game: 1.0
 Assists/game: 0.2
 Turnovers/game: 0.7
 Assist/turnover ratio: 0.3
 Steals/game: 0.4
 Blocks/game: 0.2

CAREER STATS

Season	gp-gs	min/avg	Total		3-Point		F-Throws		Rebounds				Scoring							
			fg-fga	pct	fg-fga	pct	ft-fa	pct	off	def	tot	avg	pf	fo	ast	to	blk	stl	pts	avg
2006-07	21-0	129/6.1	10-31	.323	3-17	.176	10-12	.833	6	15	21	1.0	16	0	5	9	2	7	33	1.6
2008-09	11-1	88/8.0	9-35	.257	5-22	.227	3-6	.500	2	12	14	1.3	18	1	3	9	0	5	26	2.4
2009-10	12-3	172/14.3	20-48	.417	6-25	.240	12-14	.857	0	13	13	1.1	20	0	3	8	3	5	58	4.8
TOTAL	44-4	389/8.8	39-114	.342	14-64	.219	25-32	.781	8	40	48	1.1	54	1	11	26	5	17	117	2.7

21 SHANNON SHORTER

6-4 • 200 • Jr. • G • TR • Houston (Paris JC)

Career high 14 points in 31 minutes at ULL... Tallied 7 assists in UALR win ... Snagged first career double-double vs. USW ... Started season opener vs Cameron ... racked up 11 points in the 2OT win over UTA ... 2008-09 Paris: Poured in 15.7 points per game and 9.0 rebounds per game in the Region XIV Tourney, earning an All-Tournament Team selection to go with his All-Conference bid ... Led the Dragons to a 25-6 record and a national top 10 ranking ... Shorter and Paris finished sixth nationally in defensive points allowed ... Averaged 9.9 points on 52.0 percent shooting and 5.1 rpg as a sophomore.

CAREER HIGHS

Points: 14 vs. ULL (1/7/10)
 FG Made: 5 vs. ULL (1/7/10)
 3-FG Made: 1 vs. OSU (11/21/09)
 FT Made: 7 vs. TSU (12/28/09)
 Assists: 7 vs. UALR (12/31/09)
 Rebounds: 10 vs. USW (12/2/09)
 Steals: 1, last vs. SLU (12/22/09)
 Blocks: -
 Minutes: 31 vs. ULL (1/7/10)



Opponent	Date	gs	min	Total		3-Pointers		Free throws		Rebounds				pf	a	t/o	blk	stl	pts	avg	
				fg-fga	pct	3fg-fga	pct	ft-fa	pct	off	def	tot	avg								
CAMERON	11/13/09	*	21	0-3	.000	0-2	.000	2-2	1.000	0	2	2	2.0	0	2	2	0	0	2	2.0	
at UT Arlington	11/18/09	*	28	3-8	.375	0-2	.000	5-7	.714	2	2	4	3.0	3	2	1	0	1	11	6.5	
at Oklahoma State	11/21/09	*	17	2-5	.400	1-1	1.000	2-2	1.000	2	2	4	3.3	3	1	2	0	1	7	6.7	
JACKSON STATE	11/24/09		7	1-2	.500	0-0	.000	0-0	.000	0	1	1	2.8	0	0	1	0	0	2	5.5	
at Boise State	11/28/09		8	0-2	.000	0-0	.000	0-0	.000	0	2	2	2.6	0	0	1	0	0	0	4.4	
UNIVERSITY OF THE SO	12/02/09		21	4-5	.800	0-0	.000	3-7	.429	4	6	10	3.8	1	2	0	0	0	11	5.5	
at Rice	12/05/09		3	0-1	.000	0-1	.000	0-0	.000	0	1	1	3.4	0	0	0	0	0	0	4.7	
at Texas A&M	12/07/09		22	1-3	.333	0-1	.000	0-0	.000	0	0	0	3.0	4	1	2	0	0	2	4.4	
ULM	12/13/09		19	3-4	.750	0-1	.000	0-0	.000	0	4	4	3.1	5	3	1	0	1	6	4.6	
FIU	12/20/09		18	0-2	.000	0-1	.000	4-4	1.000	2	1	3	3.1	3	3	4	0	1	4	4.5	
SOUTHEASTERN	12/22/09		20	1-3	.333	0-1	.000	0-0	.000	0	3	3	3.1	1	2	1	0	1	2	4.3	
TEXAS SOUTHERN	12/28/09		19	2-3	.667	0-0	.000	7-9	.778	0	3	3	3.1	3	2	1	0	0	11	4.8	
at UALR	12/31/09		30	2-6	.333	0-1	.000	4-5	.800	3	1	4	3.2	2	7	1	0	0	8	5.1	
at Arkansas State	1/2/10		20	3-6	.500	0-2	.000	0-1	.000	0	4	4	3.2	1	0	2	0	0	6	5.1	
at Louisiana	01/07/10	*	31	5-9	.556	0-0	.000	4-6	.667	4	4	8	3.5	3	2	2	0	0	14	5.7	
Totals			4	284	27-62	.435	1-13	.077	31-43	.721	17	36	53	3.5	29	27	21	0	5	86	5.7

Games played: 15
 Minutes/game: 18.9
 Points/game: 5.7
 FG Pct: 43.5
 3FG Pct: 7.7
 FT Pct: 72.1

Rebounds/game: 3.5
 Assists/game: 1.8
 Turnovers/game: 1.4
 Assist/turnover ratio: 1.3
 Steals/game: 0.3

23 RICHARD THOMAS

6-5 • 190 • Jr. • G • TR • Rosedale, N.Y. (Garden City CC)

Broke out for career-high 11 points at ULL ... Scored at least 3 points in season's first 11 games ... Filled up the defensive stat sheet at Boise State and No. 16 Texas A&M with 2 steals and 1 block in both games ... Earned starting nod at OSU and had 5 points and 2 blocks ... Reached double-figures (12 pts) in first NT appearance in season opener ... 2008-09 Garden City: Named to the 2009 Region VI All-Tournament team at Garden City CC (Kan.) ... Represented the Broncbusters at the NJ-CAA All-Star Game, and scored 10 points.

CAREER HIGHS

Points: 14 vs. ULL (1/7/10)
 FG Made: 5 vs. ULL (1/7/10)
 3-FG Made: 2, last vs. FIU (12/20/09)
 FT Made: 4 vs. Cameron (11/13/09)
 Assists: 3, last vs. ULL (1/7/10)
 Rebounds: 4 vs. Texas A&M (12/7/09)
 Steals: 2, last vs. Texas A&M (12/7/09)
 Blocks: 2 vs. OSU (11/21/09)
 Minutes: 31, last vs. Texas A&M (12/7/09)



Opponent	Date	gs	min	Total		3-Pointers		Free throws		Rebounds				pf	a	t/o	blk	stl	pts	avg
				fg-fga	pct	3fg-fga	pct	ft-fa	pct	off	def	tot	avg							
CAMERON	11/13/09		24	3-7	.429	2-5	.400	4-5	.800	0	1	1	1.0	3	1	3	0	0	12	12.0
at UT Arlington	11/18/09		14	1-4	.250	1-3	.333	0-0	.000	0	2	2	1.5	1	0	1	1	0	3	7.5
at Oklahoma State	11/21/09	*	21	1-3	.333	1-3	.333	2-2	1.000	1	1	2	1.7	1	1	1	2	0	5	6.7
JACKSON STATE	11/24/09	*	26	3-5	.600	2-3	.667	3-4	.750	0	3	3	2.0	4	1	0	0	0	11	7.8
at Boise State	11/28/09	*	31	3-11	.273	1-6	.167	0-0	.000	1	1	2	2.0	2	2	6	1	2	7	7.6
UNIVERSITY OF THE SO	12/02/09	*	19	3-5	.600	2-3	.667	0-0	.000	0	2	2	2.0	2	1	3	0	0	8	7.7
at Rice	12/05/09	*	11	1-4	.250	1-4	.250	0-0	.000	1	0	1	1.9	4	0	1	0	0	3	7.0
at Texas A&M	12/07/09	*	31	1-5	.200	1-3	.333	2-2	1.000	0	4	4	2.1	4	3	1	1	2	5	6.8
ULM	12/13/09	*	23	3-6	.500	0-1	.000	3-4	.750	1	1	2	2.1	3	3	3	0	0	9	7.0
FIU	12/20/09	*	25	3-6	.500	2-5	.400	2-3	.667	1	2	3	2.2	5	0	2	0	1	10	7.3
SOUTHEASTERN	12/22/09	*	20	2-8	.250	0-3	.000	3-3	1.000	0	5	5	2.5	1	1	1	0	1	7	7.3
TEXAS SOUTHERN	12/28/09		4	0-1	.000	0-1	.000	0-2	.000	0	2	2	2.4	0	1	1	0	1	0	6.7
at UALR	12/31/09		6	0-1	.000	0-1	.000	0-0	.000	0	1	1	2.3	0	0	1	1	0	0	6.2
at Louisiana	01/07/10		30	5-8	.625	1-3	.333	3-4	.750	0	2	2	2.3	4	3	2	0	0	14	6.7
Totals		9	285	29-74	.392	14-44	.318	22-29	.759	5	27	32	2.3	34	17	26	6	7	94	6.7

Games played: 14
 Minutes/game: 20.4
 Points/game: 6.7
 FG Pct: 39.2
 3FG Pct: 31.8
 FT Pct: 75.9

Rebounds/game: 2.3
 Assists/game: 1.2
 Turnovers/game: 1.9
 Assist/turnover ratio: 0.7
 Steals/game: 0.5
 Blocks/game: 0.4

25 ERIC TRAMIEL

6-7 • 230 • Sr. • F • 1L • Shreveport, La. (Paris JC)

Will be a game time decision after leaving Texas Southern game with a wrist injury ... Ranks 4th in school history with a 55.9 career FG% ... 19 points and 8 rebounds vs SLU ... Bullied OSU for 16 pts on 7-of-14 shooting, and No. 16 Texas A&M for 17 pts on 6-of-11 ... 20th career double-digit scoring performance in season opener ... Career-high 3 steals vs ULM ... Preseason First Team All-Sun Belt ... 2008-09: Earned Third Team All-Sun Belt honors ... Shot 57.9% in 08-09, which leads all SBC newcomers and ranked 3rd in the league.

CAREER HIGHS

Points: 22 vs. FIU (1/22/09)
 FG Made: 9 vs. UALR (1/08/09)
 3-FG Made: 2, last vs. Rice (12/5/09)
 FT Made: 13 vs. FAU (3/4/09)
 Assists: 3, last vs. ASU (2/26/09)
 Rebounds: 15 vs. FIU (1/22/09)
 Steals: 3 vs. ULM (12/13/09)
 Blocks: 4 vs. SHSU (11/20/08)
 Minutes: 39 vs. FIU (12/20/09)



Opponent	Date	gs	min	Total		3-Pointers		Free throws		Rebounds				pf	a	t/o	blk	stl	pts	avg	
				fg-fga	pct	3fg-fga	pct	ft-fga	pct	off	def	tot	avg								
CAMERON	11/13/09	*	29	3-7	.429	0-1	.000	5-8	.625	4	3	7	7.0	3	2	3	0	0	11	11.0	
at UT Arlington	11/18/09	*	20	1-3	.333	0-1	.000	3-3	1.000	0	3	3	5.0	5	0	0	0	1	5	8.0	
at Oklahoma State	11/21/09	*	32	7-14	.500	1-3	.333	1-1	1.000	0	3	3	4.3	5	0	0	1	0	16	10.7	
JACKSON STATE	11/24/09	*	29	6-9	.667	0-1	.000	3-5	.600	1	4	5	4.5	5	0	3	2	1	15	11.8	
at Boise State	11/28/09	*	33	5-8	.625	2-3	.667	2-5	.400	0	4	4	4.4	3	1	2	1	1	14	12.2	
at Rice	12/05/09	*	34	3-10	.300	2-5	.400	2-4	.500	2	5	7	4.8	3	1	3	0	0	10	11.8	
at Texas A&M	12/07/09	*	31	6-11	.545	1-4	.250	4-7	.571	2	4	6	5.0	5	2	2	1	2	17	12.6	
ULM	12/13/09	*	28	7-9	.778	0-0	.000	2-4	.500	2	3	5	5.0	2	0	2	1	3	16	13.0	
FIU	12/20/09	*	39	0-5	.000	0-2	.000	0-3	.000	2	3	5	5.0	1	1	1	1	0	0	11.6	
SOUTHEASTERN	12/22/09	*	33	6-10	.600	0-1	.000	7-9	.778	3	5	8	5.3	1	0	3	1	0	19	12.3	
TEXAS SOUTHERN	12/28/09	*	3	0-1	.000	0-0	.000	0-0	.000	0	1	1	4.9	0	1	0	0	0	0	11.2	
Totals			11	311	44-87	.506	6-21	.286	29-49	.592	16	38	54	4.9	33	8	19	8	8	123	11.2

Games played: 11
 Minutes/game: 28.3
 Points/game: 11.2
 FG Pct: 50.6
 3FG Pct: 28.6
 FT Pct: 59.2

Rebounds/game: 4.9
 Assists/game: 0.7
 Turnovers/game: 1.7
 Assist/turnover ratio: 0.4
 Steals/game: 0.7
 Blocks/game: 0.7

CAREER STATS

Season	gp-gs	min/avg	Total		3-Point		F-Throws		Rebounds				Scoring							
			fg-fga	pct	fg-fga	pct	ft-fga	pct	off	def	tot	avg	pf	fo	ast	to	blk	stl	pts	avg
2008-09	32-19	784/24.5	132-228	.579	4-10	.400	116-179	.648	74	138	212	6.6	86	3	26	50	21	13	384	12.0
2009-10	11-11	311/28.3	44-87	.506	6-21	.286	29-49	.592	16	38	54	4.9	33	4	8	19	8	8	123	11.2
TOTAL	43-30	1095/25.5	176-315	.559	10-31	.323	145-228	.636	90	176	266	6.2	119	7	34	69	29	21	507	11.8

30 JACOB HOLMEN

6-8 • 220 • Fr. • F • HS • Whitehouse, Texas (Whitehouse HS)

Hit game-winning 15-footer with 3 seconds remaining vs Texas Southern ... 5-8 from the floor for 11 points in UALR win ... 85.0 FT% is among team leaders ... Posted a block and a 3-pointer in 9 minutes at No. 16 Texas A&M ... Only Josh White has topped Holmen's 17 pts vs USW ... 7 rebounds vs FIU ... Hit first career 3-pointer at Boise State ... Team's leading rebounder at OSU with 8 boards ... Breakout game vs. UTA with 14 pts in 29 minutes ... High School: Was the District 11-4A Defensive POY ... A First-Team All-East Texas selection by the Tyler Morning Telegraph in 2008 and All-East Texas MVP in 2009.

CAREER HIGHS

Points: 17 vs. USW (12/2/09)
 FG Made: 6, last vs. USW (12/2/09)
 3-FG Made: 1, last vs. ASU (1/2/10)
 FT Made: 5 vs. USW (12/2/09)
 Assists: 2 vs. Cameron (11/13/09)
 Rebounds: 8 vs. OSU (11/21/09)
 Steals: 1, last vs. TSU (12/28/09)
 Blocks: 1, last vs. SLU (12/22/09)
 Minutes: 31 vs. UALR (12/31/09)



Opponent	Date	gs	min	Total		3-Pointers		Free throws		Rebounds				pf	a	t/o	blk	stl	pts	avg	
				fg-fga	pct	3fg-fga	pct	ft-fa	pct	off	def	tot	avg								
CAMERON	11/13/09		16	2-5	.400	0-1	.000	0-0	.000	1	1	2	2.0	1	2	0	0	0	4	4.0	
at UT Arlington	11/18/09		29	6-12	.500	0-2	.000	2-4	.500	1	3	4	3.0	4	0	0	1	0	14	9.0	
at Oklahoma State	11/21/09		13	3-8	.375	0-2	.000	0-1	.000	3	5	8	4.7	2	1	0	0	1	6	8.0	
JACKSON STATE	11/24/09		11	1-1	1.000	0-0	.000	4-4	1.000	0	1	1	3.8	0	0	0	0	0	6	7.5	
at Boise State	11/28/09		7	3-5	.600	1-1	1.000	0-0	.000	0	1	1	3.2	1	0	0	0	0	7	7.4	
UNIVERSITY OF THE SO	12/02/09	*	22	6-10	.600	0-1	.000	5-5	1.000	1	1	2	3.0	2	1	1	0	1	17	9.0	
at Rice	12/05/09	*	11	1-6	.167	0-0	.000	0-0	.000	2	1	3	3.0	0	0	0	0	0	2	8.0	
at Texas A&M	12/07/09		9	1-4	.250	1-2	.500	0-0	.000	1	0	1	2.8	0	0	0	1	0	3	7.4	
ULM	12/13/09		6	0-2	.000	0-1	.000	0-0	.000	0	2	2	2.7	2	0	2	0	1	0	6.6	
FIU	12/20/09		15	1-5	.200	0-1	.000	0-0	.000	3	4	7	3.1	0	0	1	0	0	2	6.1	
SOUTHEASTERN	12/22/09		11	1-2	.500	0-1	.000	0-0	.000	0	1	1	2.9	3	0	1	1	0	2	5.7	
TEXAS SOUTHERN	12/28/09		30	5-7	.714	0-0	.000	2-2	1.000	0	2	2	2.8	0	1	2	0	1	12	6.3	
at UALR	12/31/09	*	31	5-8	.625	0-1	.000	1-1	1.000	0	2	2	2.8	5	1	1	0	0	11	6.6	
at Arkansas State	1/2/10	*	24	3-7	.429	1-3	.333	1-1	1.000	0	3	3	2.8	3	0	1	0	0	8	6.7	
at Louisiana	01/07/10	*	13	1-4	.250	0-2	.000	2-2	1.000	0	0	0	2.6	0	0	1	0	0	4	6.5	
Totals			5	248	39-86	.453	3-18	.167	17-20	.850	12	27	39	2.6	23	6	10	3	4	98	6.5

Games played: 15
 Minutes/game: 16.5
 Points/game: 6.5
 FG Pct: 45.3
 3FG Pct: 16.7
 FT Pct: 85.0

Rebounds/game: 2.6
 Assists/game: 0.4
 Turnovers/game: 0.7
 Assist/turnover ratio: 0.6
 Steals/game: 0.3
 Blocks/game: 0.2

33 TYLER HALL

6-2 • 175 • So. • G • HS • Pampa, Texas (Pampa HS)

4 pts in 3 minutes vs. USW ... Recorded a steal in 1 minute of play vs Cameron ... High School: A multi-sport standout at Pampa High School, Hall averaged 22 points, 6 rebounds and 5 assists per game as a senior ... Was named an all-district performer in each of his last two seasons, and was once named to the all-region team ... Scored a career-high double-double with 42 points and 11 rebounds in a single game ... Also lettered in track, where he qualified for regionals in the long jump ... Participated in the Faith 7 Texas vs. Oklahoma All-Star game ... Has two brothers, Brodie and Clayton ... Born on August 29, 1988 to Kitty and Terry Hall.

CAREER HIGHS

Points: 4 vs. USW (12/2/09)
 FG Made: 1 vs. USW (12/2/09)
 3-FG Made: -
 FT Made: 2 vs. USW (12/2/09)
 Assists: 1 vs. USW (12/2/09)
 Rebounds: -
 Steals: 1 vs. Cameron (11/13/09)
 Blocks: -
 Minutes: 3 vs. USW (12/2/09)



Opponent	Date	gs	min	Total		3-Pointers		Free throws		Rebounds				pf	a	t/o	blk	stl	pts	avg	
				fg-fga	pct	3fg-fga	pct	ft-fga	pct	off	def	tot	avg								
CAMERON	11/13/09		1	0-1	.000	0-0	.000	0-0	.000	0	0	0	0.0	0	0	0	0	1	0	0.0	
UNIVERSITY OF THE SO	12/02/09		3	1-1	1.000	0-0	.000	2-2	1.000	0	0	0	0.0	0	1	0	0	0	4	2.0	
Totals			0	4	1-2	.500	0-0	.000	2-2	1.000	0	0	0	0.0	0	1	0	0	1	4	2.0

Games played: 2
 Minutes/game: 2.0
 Points/game: 2.0
 FG Pct: 50.0
 FT Pct: 100.0

Assists/game: 0.5
 Assist/turnover ratio: 99.9
 Steals/game: 0.5

42 CAMERON SPENCER

6-7 • 264 • Jr. • F • SQ • Orange, Texas (Southern Methodist)

Hit a key bucket in the win over UALR ... Career high 2 assists and a block vs ULM ... Solid 5 pts on 2-3 shooting vs. USW ... Game and career-high 8 rebounds at Boise State ... Tallied a jumper and a block vs. Jackson State ... Scored a bucket vs Cameron in his first action at NT ... Sat out the 2008-09 season due to NCAA transfer rules ... At SMU he played in 41 games over two years, hitting 53.6 percent from the floor ... Was the first signee for SMU head coach Matt Doherty ... He also tallied 6 blocks and 6 steals to go with 5 assists and 9-of-17 (52.9 percent) shooting on the year.

CAREER HIGHS

Points: 5 vs. USW (12/2/09)
 FG Made: 2 vs. USW (12/2/09)
 3-FG Made: -
 FT Made: 1 vs. USW (12/2/09)
 Assists: 2 vs. ULM (12/13/09)
 Rebounds: 8 vs. Boise St. (11/28/09)
 Steals: 1, last vs. ULM (12/13/09)
 Blocks: 1, last vs. Boise St. (11/28/09)
 Minutes: 19 vs. Boise St. (11/28/09)



Opponent	Date	gs	min	Total		3-Pointers		Free throws		Rebounds				pf	a	t/o	blk	stl	pts	avg
				fg-fga	pct	3fg-fga	pct	ft-fa	pct	off	def	tot	avg							
CAMERON	11/13/09		5	1-2	.500	0-0	.000	0-0	.000	1	0	1	1.0	0	1	0	0	0	2	2.0
at UT Arlington	11/18/09		6	0-0	.000	0-0	.000	0-0	.000	0	1	1	1.0	0	0	2	0	0	0	1.0
at Oklahoma State	11/21/09		1	0-1	.000	0-0	.000	0-0	.000	0	0	0	0.7	1	0	0	0	0	0	0.7
JACKSON STATE	11/24/09		3	1-2	.500	0-0	.000	0-0	.000	0	1	1	0.8	0	0	0	1	0	2	1.0
at Boise State	11/28/09		19	1-2	.500	0-0	.000	0-0	.000	3	5	8	2.2	0	1	1	1	0	2	1.2
UNIVERSITY OF THE SO	12/02/09		14	2-3	.667	0-0	.000	1-2	.500	1	3	4	2.5	0	0	0	0	1	5	1.8
at Rice	12/05/09		6	0-0	.000	0-0	.000	0-0	.000	0	1	1	2.3	0	0	0	0	0	0	1.6
at Texas A&M	12/07/09		6	1-2	.500	0-0	.000	0-0	.000	1	2	3	2.4	3	0	0	0	1	2	1.6
ULM	12/13/09		6	0-0	.000	0-0	.000	0-0	.000	0	1	1	2.2	2	2	0	0	1	0	1.4
TEXAS SOUTHERN	12/28/09		2	0-0	.000	0-0	.000	0-0	.000	0	0	0	2.0	1	0	0	0	0	0	1.3
at UALR	12/31/09		9	1-1	1.000	0-0	.000	0-0	.000	0	1	1	1.9	0	0	0	0	0	2	1.4
at Arkansas State	1/2/10		16	1-3	.333	0-0	.000	0-0	.000	2	5	7	2.3	0	0	1	0	0	2	1.4
at Louisiana	01/07/10		2	0-0	.000	0-0	.000	0-0	.000	1	0	1	2.2	0	0	1	0	0	0	1.3
Totals		0	95	8-16	.500	0-0	.000	1-2	.500	9	20	29	2.2	7	4	5	2	3	17	1.3

Games played: 13
 Minutes/game: 7.3
 Points/game: 1.3
 FG Pct: 50.0
 FT Pct: 50.0

Rebounds/game: 2.2
 Assists/game: 0.3
 Turnovers/game: 0.4
 Assist/turnover ratio: 0.8
 Steals/game: 0.2
 Blocks/game: 0.2

NORTH TEXAS vs. NEW ORLEANS

9-6 OVERALL, 2-3 SUN BELT WEST

2009-10 SEASON STATS TEAM/INDIVIDUAL

RECORD:	OVERALL	HOME	AWAY	NEUTRAL
ALL GAMES	9-6	6-1	3-5	0-0
CONFERENCE	2-3	1-1	1-2	0-0
NON-CONFERENCE	7-3	5-0	2-3	0-0

#	Player	gp-gs	min	Total		3-Point		F-Throw		Rebounds				pf	dq	a	to	blk	stl	pts	avg	
				fg-fga	fg%	3fg-fga	3fg%	ft-fa	ft%	off	def	tot	avg									
10	White, Josh	15-15	546	36.4	66-142	.465	29-62	.468	63-79	.797	11	26	37	2.5	22	0	64	49	0	4	224	14.9
14	Thompson, Tristan	15-14	409	27.3	56-130	.431	27-60	.450	49-63	.778	12	37	49	3.3	28	0	23	30	0	6	188	12.5
25	Tramiel, Eric	11-11	311	28.3	44-87	.506	6-21	.286	29-49	.592	16	38	54	4.9	33	4	8	19	8	8	123	11.2
04	Odufuwa, George	15-14	473	31.5	57-99	.576	0-0	.000	49-76	.645	51	94	145	9.7	42	1	18	38	19	11	163	10.9
01	Johnson, Dominique	4-0	60	15.0	8-19	.421	3-8	.375	8-10	.800	0	7	7	1.8	6	0	9	4	1	3	27	6.8
23	Thomas, Richard	14-9	285	20.4	29-74	.392	14-44	.318	22-29	.759	5	27	32	2.3	34	1	17	26	6	7	94	6.7
30	Holmen, Jacob	15-5	248	16.5	39-86	.453	3-18	.167	17-20	.850	12	27	39	2.6	23	1	6	10	3	4	98	6.5
21	Shorter, Shannon	15-4	284	18.9	27-62	.435	1-13	.077	31-43	.721	17	36	53	3.5	29	1	27	21	0	5	86	5.7
20	Mangrum, Collin	13-3	174	13.4	20-49	.408	6-25	.240	12-14	.857	0	13	13	1.0	21	0	3	9	3	5	58	4.5
12	Goff, Nick	2-0	4	2.0	1-2	.500	0-0	.000	2-2	1.000	1	1	2	1.0	0	0	1	1	0	0	4	2.0
33	Hall, Tyler	2-0	4	2.0	1-2	.500	0-0	.000	2-2	1.000	0	0	0	0.0	0	0	1	0	0	1	4	2.0
03	Williams, Alzee	15-0	142	9.5	6-31	.194	1-17	.059	7-10	.700	1	9	10	0.7	14	0	3	9	3	4	20	1.3
42	Spencer, Cameron	13-0	95	7.3	8-16	.500	0-0	.000	1-2	.500	9	20	29	2.2	7	0	4	5	2	3	17	1.3
15	Knox, Ben	8-0	35	4.4	3-5	.600	0-0	.000	0-2	.000	6	2	8	1.0	6	0	2	3	2	1	6	0.8
11	Matlock, Antwone	2-0	5	2.5	0-3	.000	0-3	.000	0-0	.000	0	1	1	0.5	1	0	0	0	0	0	0	0.0
Team											23	32	55				4					
Total.....		15	3075		365-807	.452	90-271	.332	292-401	.728	164	370	534	35.6	266	8	186	228	47	62	1112	74.1
Opponents.....		15	3076		398-906	.439	76-240	.317	202-280	.721	179	340	519	34.6	331	-	170	196	63	100	1074	71.6

TEAM STATISTICS	NT	OPP	Date	Opponent	Score	Att.
SCORING	1112	1074	11/13/09	CAMERON	W 80-62	1524
Points per game	74.1	71.6	11/18/09	at UT Arlington	Wo2 101-99	1404
Scoring margin	+2.5	-	11/21/09	at Oklahoma State	L 68-82	10888
FIELD GOALS-ATT	365-807	398-906	11/24/09	JACKSON STATE	W 68-58	2164
Field goal pct	.452	.439	11/28/09	at Boise State	L 73-79	2650
3 POINT FG-ATT	90-271	76-240	12/02/09	UNIVERSITY OF THE SOUTHWEST	W 91-62	1677
3-point FG pct	.332	.317	12/05/09	at Rice	W 64-62	1490
3-pt FG made per game	6.0	5.1	12/07/09	at Texas A&M	L 65-75	6366
FREE THROWS-ATT	292-401	202-280	* 12/13/09	ULM	W 79-62	1412
Free throw pct	.728	.721	* 12/20/09	FIU	Lot 70-80	2327
F-Throws made per game	19.5	13.5	12/22/09	SOUTHEASTERN	W 71-61	1319
REBOUNDS	534	519	12/28/09	TEXAS SOUTHERN	W 71-69	1768
Rebounds per game	35.6	34.6	* 12/31/09	at UALR	W 83-78	3009
Rebounding margin	+1.0	-	* 1/2/10	at Arkansas State	L 56-71	2381
ASSISTS	186	170	* 01/07/10	at Louisiana	L 72-74	1235
Assists per game	12.4	11.3				
TURNOVERS	228	196				
Turnovers per game	15.2	13.1				
Turnover margin	-2.1	-				
Assist/turnover ratio	0.8	0.9				
STEALS	62	100				
Steals per game	4.1	6.7				
BLOCKS	47	63				
Blocks per game	3.1	4.2				
ATTENDANCE	12191	29423				
Home games-Avg/Game	7-1742	8-3678				
Neutral site-Avg/Game	-	0-0				

* - Conference game

Score by Periods	1st	2nd	OT	OT2	Totals
North Texas	509	581	15	7	1112
Opponents	506	538	25	5	1074

NORTH TEXAS vs. NEW ORLEANS

9-6 OVERALL, 2-3 SUN BELT WEST

2009-10 SEASON STATS TEAM GAME-BY-GAME

Opponent	Date	Score		Total		3-Pointers		Free throws		Rebounds				pf	a	t/o	blk	stl	pts	avg
				fg-fga	pct	3fg-fga	pct	ft-fta	pct	off	def	tot	avg							
CAMERON	11/13/09	80-62	W	24-57	.421	8-22	.364	24-33	.727	17	33	50	50.0	14	13	15	2	2	80	80.0
at UT Arlington	11/18/09	101-99	Wot	27-57	.474	3-15	.200	44-57	.772	10	36	46	48.0	27	13	22	5	7	101	90.5
at Oklahoma State	11/21/09	68-82	L	24-58	.414	5-16	.313	15-18	.833	12	24	36	44.0	19	11	13	4	2	68	83.0
JACKSON STATE	11/24/09	68-58	W	22-50	.440	4-14	.286	20-28	.714	6	30	36	42.0	20	10	14	7	6	68	79.2
at Boise State	11/28/09	73-79	L	29-62	.468	9-22	.409	6-12	.500	11	24	35	40.6	14	15	18	3	3	73	78.0
UNIVERSITY OF THE SO	12/02/09	91-62	W	33-59	.559	8-19	.421	17-24	.708	12	29	41	40.7	16	14	11	2	7	91	80.2
at Rice	12/05/09	64-62	W	18-48	.375	8-22	.364	20-26	.769	7	26	33	39.6	16	8	12	1	3	64	77.9
at Texas A&M	12/07/09	65-75	L	23-54	.426	4-16	.250	15-22	.682	14	17	31	38.5	21	14	14	4	7	65	76.2
ULM	12/13/09	79-62	W	28-49	.571	8-15	.533	15-25	.600	10	23	33	37.9	21	17	18	4	7	79	76.6
FIU	12/20/09	70-80	Lot	21-58	.362	10-30	.333	18-30	.600	16	22	38	37.9	19	9	14	6	3	70	75.9
SOUTHEASTERN	12/22/09	71-61	W	24-53	.453	3-17	.176	20-24	.833	7	24	31	37.3	15	7	12	4	6	71	75.5
TEXAS SOUTHERN	12/28/09	71-69	W	23-45	.511	4-13	.308	21-27	.778	5	22	27	36.4	13	12	15	0	5	71	75.1
at UALR	12/31/09	83-78	W	29-54	.537	9-24	.375	16-22	.727	8	19	27	35.7	16	23	12	2	1	83	75.7
at Arkansas State	1/2/10	56-71	L	19-57	.333	3-16	.188	15-19	.789	15	22	37	35.8	13	10	16	2	3	56	74.3
at Louisiana	01/07/10	72-74	L	21-46	.457	4-10	.400	26-34	.765	14	19	33	35.6	22	10	22	1	0	72	74.1
North Texas		1112		365-807	.452	90-271	.332	292-401	.728	164	370	534	35.6	266	186	228	47	62	1112	74.1
Opponents		1074		398-906	.439	76-240	.317	202-280	.721	179	340	519	34.6	331	170	196	63	100	1074	71.6

Games played: 15
 Points/game: 74.1
 FG Pct: 45.2
 3FG Pct: 33.2
 FT Pct: 72.8

Rebounds/game: 35.6
 Assists/game: 12.4
 Turnovers/game: 15.2
 Assist/turnover ratio: 0.8
 Steals/game: 4.1
 Blocks/game: 3.1

