



NORTH TEXAS BASKETBALL

Stephen Howard, Asst. Director Media Relations
Office: 940.369.8548 • Cell: 817.793.5199
stephen.howard@unt.edu • meangreensports.com

2009-10 SCHEDULE

NOVEMBER

| | | |
|----|-------------------|----------------|
| 13 | Cameron | W 80-62 |
| 18 | at UT Arlington | W 101-99 (2OT) |
| 21 | at Oklahoma State | L 82-68 |
| 24 | Jackson State | W 68-58 |
| 28 | at Boise State | L 79-73 |

DECEMBER

| | | |
|----|------------------------|--------------|
| 2 | Univ. of the Southwest | W 91-62 |
| 5 | at Rice | W 64-62 |
| 7 | at Texas A&M | L 75-65 |
| 13 | ULM* | W 79-62 |
| 20 | Florida International* | L 80-70 (OT) |
| 22 | Southeastern Louisiana | W 71-61 |
| 28 | Texas Southern | W 71-69 |
| 31 | at UALR* | W 83-78 |

JANUARY

| | | |
|----|-------------------------|---------|
| 2 | at Arkansas State* | L 71-56 |
| 7 | at Louisiana-Lafayette* | 5 p.m. |
| 9 | New Orleans* | 4 p.m. |
| 14 | at Troy* | 7 p.m. |
| 16 | Arkansas State* | 7 p.m. |
| 21 | South Alabama* | 7 p.m. |
| 28 | at Western Kentucky* | 7 p.m. |
| 30 | at Middle Tennessee* | 7 p.m. |

FEBRUARY

| | | |
|----|---------------------------|--------|
| 4 | Florida Atlantic* | 7 p.m. |
| 6 | at Florida International* | 1 p.m. |
| 11 | at New Orleans* | 7 p.m. |
| 13 | Denver* | 7 p.m. |
| 15 | at Houston Baptist | 6 p.m. |
| 20 | UALR* | 3 p.m. |
| 25 | Louisiana-Lafayette* | 7 p.m. |
| 27 | at ULM* | 1 p.m. |

MARCH

| | | |
|-----|----------------------|-----|
| 6-9 | Sun Belt Tournament% | TBA |
|-----|----------------------|-----|

% Tournament held in Hot Springs, Ark.

* Sun Belt Conference Game

All times Central

NT'S THOMPSON AVERAGING 22.8 IN SUN BELT PLAY



at LOUISIANA-LAFAYETTE (4-10, 1-2 Sun Belt)

Thursday, Jan. 7, 2009 • 5:00 p.m. CST

Cajundome (11,550) • Lafayette, La.

TV: None

Radio: KNTU (88.1-FM Denton), KWRD (100.7-FM DFW)

Hank Dickenson (PBP)

Webcast & Live Stats: ragincajuns.com

Series: ULL leads 15-13 • Last: NT won 92-74 on Feb. 7, 2009

On Tap

North Texas picked up a split against the Sun Belt's Arkansas duo, as head coach Johnny Jones moved into second place in program history in wins with 135. Now, Jones & Co. focus their attention to Tyren Johnson and Louisiana-Lafayette. One of the league's most potent players, Johnson leads the Ragin' Cajuns in scoring (15.4 per game), rebounds (8.2) assists (39), steals (19) and blocks (20).

Quick Hitters

- Tristan Thompson is taking the Sun Belt by storm this season, scoring at least 18 points in each league game so far. The junior has averaged 20.7 points per game on 52.6 percent shooting over his last six outings - including 21-of-40 (52.5 percent) from 3-point.

- Josh White, who has recorded 50 career double-digit scoring games, is only 25 points shy of becoming just the 18th player in North Texas history to reach the 1,000 point plateau. The junior also ranks second in career free throw percentage (85.6 percent).

LOUISIANA-LAFAYETTE RAGIN' CAJUNS probable starters

| Pos | No | Name | Ht | Wt | Yr | Hometown | Pts / Reb / Other |
|-----|----|-----------------|------|-----|-----|-------------------|-----------------------|
| G | 2 | Randell Daigle | 5-10 | 183 | Sr. | Lafayette, La. | 11.6 / 2.6 / 2.1 apg |
| G | 22 | Raymone Andrews | 6-2 | 171 | Fr. | Hammond, La. | 2.0 / 1.4 / 6-13 fg |
| F | 33 | Chris Gradnigo | 6-7 | 218 | Jr. | Lake Charles, La. | 13.3 / 3.3 / 80.0 ft% |
| F | 1 | Tyren Johnson | 6-8 | 204 | Sr. | Edgard, La. | 15.4 / 8.2 / 52.5 fg% |
| C | 00 | Colby Batiste | 6-9 | 220 | Jr. | Lafayette, La. | 4.1 / 3.3 / 70.0 fg% |

NORTH TEXAS MEAN GREEN probable starters

| Pos | No | Name | Ht | Wt | Yr | Pts | Pts / Reb / Other |
|-----|----|------------------|------|-----|-----|-------------------|------------------------|
| G | 10 | Josh White | 5-10 | 175 | Jr. | Baton Rouge, La. | 15.0 / 2.4 / 4.3 apg |
| G | 14 | Tristan Thompson | 6-5 | 190 | Jr. | Angleton, Texas | 12.6 / 3.4 / 45.9 3fg% |
| G | 20 | Collin Mangrum | 6-4 | 190 | Jr. | Howe, Texas | 4.8 / 1.1 / 85.7 ft% |
| F | 30 | Jacob Holmen | 6-8 | 220 | Fr. | Whitehouse, Texas | 6.7 / 2.8 / 83.3 ft% |
| F | 4 | George Odufwa | 6-8 | 240 | Jr. | Dallas | 10.6 / 9.5 / 1.3 bpg |

NORTH TEXAS off the bench

| Pos | No | Name | Ht | Wt | Yr | Pts | Pts / Reb / Other |
|-----|----|-------------------|------|-----|-----|------------------|-----------------------|
| G | 1 | Dominique Johnson | 5-10 | 162 | Sr. | Kansas City, Mo. | 6.8 / 1.8 / 2.3 apg |
| G | 3 | Alzee Williams | 6-4 | 168 | Fr. | Dallas | 1.4 / 0.7 / 7-10 ft |
| G | 11 | Antwone Matlock | 6-1 | 177 | Sr. | Dallas | 0 / 0.5 / 5 minutes |
| G | 12 | Nick Goff | 6-4 | 180 | Fr. | Columbus, Ohio. | 2.0 / 1.0 / 1-2 fg |
| C | 15 | Ben Knox | 6-10 | 221 | Fr. | Arlington, Texas | 0.9 / 1.0 / 3-5 fg |
| G | 21 | Shannon Shorter | 6-4 | 200 | Jr. | Houston | 5.1 / 3.2 / 1.8 apg |
| G | 23 | Richard Thomas | 6-5 | 190 | Jr. | Rosedale, N.Y. | 6.2 / 2.3 / 1.1 apg |
| F | 25 | Eric Tramiel | 6-7 | 230 | Sr. | Shreveport, La. | 11.2 / 4.9 / 50.6 fg% |
| F | 32 | Jamie Egenti | 6-8 | 265 | Jr. | Watauga, Texas | - |
| G | 33 | Tyler Hall | 6-2 | 175 | So. | Pampa, Texas | 2.0 / 0 / 4 minutes |
| F | 42 | Cameron Spencer | 6-8 | 264 | Jr. | Orange, Texas | 1.4 / 2.3 / 50.0 fg% |

ATHLETIC MEDIA RELATIONS

Eric Capper - Asst. AD/Media Relations
940-565-2476 • eric.capper@unt.edu

Stephen Howard - Asst. Director (MBB)
940-369-8548 • 817-793-5199 (cell)
stephen.howard@unt.edu

Media Information

Credentials

Working press credentials can be requested by contacting Stephen Howard (940-369-8548). Full-season and single-game passes will be mailed whenever possible. If not, they will be left at the Will Call table located at Gate C in the Super Pit.

Player Interviews

All interviews with North Texas players must be arranged through the Media Relations Office. Please contact Stephen Howard.

Johnny Jones Interviews

All interviews with North Texas head coach Johnny Jones must be arranged through the Media Relations Office. Please contact Stephen Howard.

Post-Game Interviews

The Mean Green locker room is closed after home games. Coach Jones and requested players will be available for interviews in the media room in the Super Pit after a brief cooling off period.

Practice Coverage

North Texas basketball practice is open to the media. Practice times are usually scheduled for 3:30-6 p.m. Players and coaches are available for interviews following each practice, on a prearranged basis through the athletic media relations office.

Quick Facts

Location: Denton, Texas
Founded: 1890
Enrollment: 36,206
Nickname: Mean Green
Colors: Green and White
Home Arena: The Super Pit (10,500)
Affiliation: Division I
Conference: Sun Belt
Head Coach: Johnny Jones (9th Year)
Record at North Texas: 135-117
Overall Record: 150-133
Program All-Time Record: 1,008-1,165-1

Thompson Is Terrific - Tristan Thompson is taking the Sun Belt by storm this season, scoring at least 18 points in each league game. The junior has averaged 20.7 points per game on 52.6 percent shooting over his last six outings - including 21-of-40 (52.5 percent) from 3-point.

Thompson vs. Sun Belt

| Opp. | Pts | FG | FG% | 3FG | 3FG% |
|--------------|-------------|--------------|-------------|--------------|-------------|
| ULM | 20 | 7-8 | 87.5 | 4-4 | 100 |
| FIU | 27 | 8-19 | 42.1 | 5-6 | 83.3 |
| UALR | 26 | 9-13 | 69.2 | 6-9 | 66.7 |
| ASU | 18 | 5-14 | 35.7 | 1-5 | 20.0 |
| Total | 22.8 | 29-54 | 53.7 | 17-29 | 58.6 |

Double-Digit Dealer - Josh White is working his way up the program's scoring charts, and now has 50 career double-digit scoring games to his credit. The junior posted 22 double-digit games as a freshman, 17 last year, and already has 11 through 14 games this year. It only took White 75 career games to reach his 50th double-digit scoring effort.

All Alone In Second - Johnny Jones stands alone in second place in North Texas career wins after the 83-78 win over UALR on New Year's Eve. Jones' 135th win passes Hall-of-Famer Bill Blakeley for second in program history. Blakeley, who compiled a 134-85 mark from 1976-83, also coached the Dallas Chaparrals before they became the San Antonio Spurs. Only one other NT coach has coached more games than Jones - Pete Shands (482 games in 22 years).

North Texas Coaching Wins

1. Pete Shands224..... 22
3. **Johnny Jones**135..... 9th
3. Bill Blakeley134..... 8

Odufuwa Does Windows - George Odufuwa leads the Sun Belt in rebounding by over a board per game. The junior, who is averaging 10.6 points and 9.5 rebounds per game, has three double-doubles this year, and was just one rebound shy of three others - including Saturday's 10-point 9-rebound game at Arkansas State. Thursday's game at Louisiana-Lafayette will feature the SBC's two leading rebounders in Odufuwa and Tyren Johnson (8.2 per game).

March To 1,000 - Josh White is only 25 points away from becoming just the 18th player in NT history to tally 1,000 career points. The junior currently sits in 20th place with 975. He also ranks second in career free throw percentage (85.6 percent), eighth in 3-point percentage (38.9 percent) and eighth in career 30-pointers with 114.

INSIDE THE GAME

- Louisiana-Lafayette holds a slim 15-13 margin in the all-time series with North Texas, but the Mean Green has taken six of the last seven meetings, including both games in 2008-09.

- Ever since the 2006-07 season, North Texas has owned the Cajundome. The Mean Green has won five of its last six games at the 'Dome, including the 2007 Sun Belt Tournament championship. Prior to that season, North Texas hadn't won at the Cajundome in any of its eight tries.

NT At The Cajundome Since 2006-07

| | | |
|---------------|------|---------|
| Feb. 24, 2007 | ULL | W 93-78 |
| March 4, 2007 | ULM | W 77-71 |
| March 5, 2007 | MTSU | W 59-52 |
| March 6, 2007 | ASU | W 83-75 |
| Feb. 28, 2008 | ULL | L 63-58 |
| Dec. 18, 2008 | ULL | W 78-64 |

- The Ragin' Cajuns are led by one of the nation's most dynamic players in forward Tyren Johnson. The 6-foot-8 Edgard, La. product leads the team in scoring (15.4 per game), rebounds (8.2) assists (39), steals (19) and blocks (20). The senior is also shooting 52.5 percent from the field and 33.3 percent from deep.

- Louisiana-Lafayette is coming off a 68-58 loss at Middle Tennessee on Saturday night. Chris Gradnigo paved the way for ULL with 23 points, but the Ragin' Cajuns were just 2-14 from 3-point and missed 12 free throws. Tyren Johnson accounted for six of ULL's 10 turnovers.

- Last time vs ULL - Behind a superb shooting performance NT rolled to a 92-74 victory against Louisiana-Lafayette on Feb. 7, 2009 at the Super Pit. NT snapped a three-game losing streak with the win because of 53.7 percent shooting from the field, including 10-of-17 from 3-point. Tristan Thompson led all scorers with 24 points and Adam McCoy posted 15. NT raced out to a 54-26 halftime lead behind 67.9 shooting from the field. NT led by as many as 29 points.

TALE OF THE TAPE

| Mean Green | Ragin' Cajuns |
|------------|---------------|
| 74.3 | 69.2 |
| +2.9 | -2.6 |
| 45.2 | 43.8 |
| 33.0 | 30.6 |
| 72.5 | 68.8 |
| +0.2 | -4.9 |
| 12.6 | 11.4 |
| 14.7 | 14.2 |
| 4.4 | 6.9 |
| 3.3 | 3.7 |

SUN BELT CONFERENCE

WEST DIVISION (through 1/4)

| Team | Conf. | Overall |
|--------------------|-----------------|-----------------|
| Denver | 3 1 .750 | 10 5 .667 |
| Arkansas State | 2 1 .667 | 7 7 .500 |
| North Texas | 2 2 .500 | 9 5 .643 |
| UL-Lafayette | 1 2 .333 | 4 10 .286 |
| ULM | 1 3 .250 | 6 9 .400 |
| New Orleans | 1 3 .250 | 6 9 .400 |
| UALR | 0 4 .000 | 4 11 .267 |

EAST DIVISION

| Team | Conf. | Overall |
|------------------|-----------|-----------|
| South Alabama | 3 0 1.000 | 11 4 .733 |
| Troy | 3 0 1.000 | 8 6 .571 |
| Middle Tennessee | 2 0 1.000 | 7 7 .500 |
| Western Kentucky | 1 0 1.000 | 8 4 .667 |
| Florida Atlantic | 1 2 .333 | 5 9 .357 |
| Florida Intl. | 1 3 .250 | 4 13 .235 |

TODAY IN THE SUN BELT

January 7th

| | |
|---|---------|
| Troy at Florida Atlantic | 6:00 PM |
| WKU at South Alabama | 6:05 PM |
| ULM at FIU | 7:00 PM |
| Middle Tennessee Arkansas State..... | 7:05 PM |
| North Texas at Louisiana-Lafayette..... | 7:05 PM |
| New Orleans at Denver..... | 8:00 PM |

NORTH TEXAS SBC RANKINGS (AS OF 1/4)

| Stat | NT | Rank | Leader |
|---------------------|------|------|-------------|
| Scoring Off..... | 74.3 | 2 | Troy (81.1) |
| Scoring Def..... | 71.4 | 7 | UNO (64.8) |
| Scoring Margin..... | +2.9 | 5 | Troy (+4.9) |
| Free Throw Pct..... | 72.5 | 2 | MTSU (74.8) |
| FG Pct..... | 45.1 | 3 | DU (51.4) |
| FG Pct. Def..... | 43.6 | 7 | USA (39.6) |
| 3-FG Pct..... | 33.0 | 10 | DU (40.6) |
| 3-FG Pct. Def..... | 31.2 | 3 | ASU (27.9) |
| Rebound Off..... | 35.7 | 5 | FAU (39.9) |
| Rebound Def..... | 35.6 | 8 | DU (30.8) |
| Reb. Margin | +0.1 | 7 | ULM (+3.3) |
| Blocked Shots | 3.3 | 6 | FAU (5.4) |
| Assists..... | 12.6 | 7 | DU (15.3) |
| Steals..... | 4.4 | 13 | FIU (8.4) |
| TO Margin | -1.5 | 11 | FIU (+1.5) |
| A/TO Ratio..... | 0.9 | 8 | DU (1.3) |
| Off. Rebounds | 10.7 | T9 | FAU (14.1) |
| Def. Rebounds..... | 25.0 | T4 | ASU (27.3) |
| Def. Rebound %..... | 67.0 | 6 | MTSU (73.0) |
| Off. Rebound %..... | 31.4 | 9 | WKU (37.8) |
| 3-FG's Made..... | 6.1 | 8 | Troy (7.7) |

INDIVIDUAL SBC RANKINGS (AS OF 1/4)

| NT Player | Stat | Number | Rank |
|-----------|------------|--------|------|
| White | Minutes | 36.1 | 1 |
| | Assists | 4.3 | 4 |
| | A/TO | 1.4 | 7 |
| | PPG | 15.0 | 8 |
| | 3FG% | 44.8 | 8 |
| | FT% | 80.0 | T9 |
| Odufuwa | Rebounds | 9.5 | 1 |
| | D-Rebounds | 6.1 | T1 |
| | O-Rebounds | 3.4 | 2 |
| | FG% | 57.1 | 5 |
| | Blocks | 1.3 | 5 |
| Tramiel | FG% | 50.6 | 10 |
| Thompson | 3FG% | 45.8 | 7 |
| | 3FGM | 1.9 | 10 |

Avalanche Of Assists - NT piled up 23 assists in the 83-78 win over UALR, which ranks seventh in school history. The 23 assists are the most by an NT team since it had 26 against Mary Hardin-Baylor in 1996. All but six of NT's buckets were assisted thanks to career-high seven assists from Josh White and Shannon Shorter.

Happy Holidays - North Texas was 6-2 (75 percent) in the month of December this season, which was the fifth best December in the 92 year history of Mean Green basketball. Over the last five years, North Texas was 26-10 (72.2 percent) in December.

Winningest Decembers In NT History

| | | |
|----------------|------------|-------------|
| 1. 1975 | 8-1 | 88.9 |
| 2. 1952 | 7-1 | 87.5 |
| 3. 2006 | 6-1 | 85.7 |
| 4. 1976 | 6-1 | 85.7 |
| 5. 2009 | 6-2 | 75.0 |
| 6. 2007 | 5-2 | 71.4 |

Powerful Perimeter - North Texas has stepped up its perimeter defense this year, and currently leads the Sun Belt in 3-point field goal percentage defense. NT opponents are shooting just 31.2 percent from deep.

Dean Of The Sun Belt - No other current coach has been apart of more Sun Belt games than North Texas' Johnny Jones. In his ninth season with the Mean Green, Jones has coached 133 Sun Belt Conference games, and 283 games overall. In the league, only Troy's Don Maestri has been at his program longer than Jones has coached at NT.

Take It To The Bank - A halftime lead has

been a sure thing for North Texas this year. The Mean Green is 8-0 so far this season when heading into the break with a lead.

Johnson Injured - North Texas will unfortunately be without the services of Dominique Johnson for the remainder of the year. The senior led the squad with 120 assists in 2008-09, but broke a bone in his ankle in the second half of the Rice game. Johnson had played in just four games this year due to a preseason shoulder injury.

Spreading The Wealth - The Mean Green is 94th in the country in scoring with 74.3 points per game, but is once again doing it with a multi-faceted attack. Ten different North Texas players are averaging 9.9 minutes or more, and eight players are averaging more than five points per game. NT as a team ranked 32nd in the NCAA in scoring last year despite not having a player in the national top 500 in individual scoring.

Pressure Pit - The Mean Green has made the Super Pit one of the nation's toughest places to play. NT won a school-record 15 home games in 2007-08, and has won 56 games at the Super Pit over the last five years - the most in any period in school history. As a matter of fact, no other team in the Sun Belt has won more home games since 2006-07 than the Mean Green.

SBC At Home Since 2006-07 (as of 1/3)

| Team | Home Wins |
|--------------------------|-----------|
| North Texas | 46 |
| South Alabama..... | 44 |
| Western Kentucky | 43 |

NORTH TEXAS ROSTER

| NO | NAME | POS | HT | WT | YR | HOMETOWN (LAST SCHOOL) |
|----|-------------------|-----|------|-----|------|--|
| 1 | Dominique Johnson | G | 5-10 | 162 | Sr. | Kansas City, MO (Arkansas-Fort Smith) |
| 3 | Alzee Williams | G | 6-4 | 168 | Fr. | Dallas, TX (Miss. Elite Christian Academy) |
| 4 | George Odufuwa | F | 6-8 | 240 | Jr. | Dallas, TX (Arizona State) |
| 10 | Josh White | G | 5-10 | 175 | Jr. | Baton Rouge, LA (Christian Life Academy) |
| 11 | Antwone Matlock | G | 6-1 | 177 | Sr. | Dallas, Texas (Trinidad State) |
| 12 | Nick Goff | G | 6-4 | 180 | Fr. | Columbus, Ohio (St Francis DeSales) |
| 14 | Tristan Thompson | G | 6-5 | 190 | Jr. | Angleton, TX (Brewster Academy) |
| 15 | Ben Knox | C | 6-10 | 221 | RFr. | Arlington, TX (Grace Prep Academy) |
| 20 | Collin Mangrum | G | 6-5 | 190 | Jr. | Howe, TX (Howe HS) |
| 21 | Shannon Shorter | G | 6-4 | 200 | Jr. | Houston, TX (Paris JC) |
| 23 | Richard Thomas | G | 6-5 | 190 | Jr. | Rosedale, NY (Garden City CC) |
| 24 | Kedrick Hogans * | F | 6-7 | 215 | Jr. | New Orleans, LA (Karr HS) |
| 25 | Eric Tramiel | F | 6-7 | 230 | Sr. | Shreveport, LA (Paris JC) |
| 30 | Jacob Holmen | F | 6-8 | 220 | Fr. | Whitehouse, TX (Whitehouse HS) |
| 32 | Jamie Egenti | F | 6-8 | 265 | Jr. | Watauga, TX (North Lakes College) |
| 32 | Tyler Hall | G | 6-2 | 175 | So. | Pampa, TX (Pampa HS) |
| 42 | Cameron Spencer | F | 6-8 | 274 | Jr. | Orange, TX (Southern Methodist) |

* Expected to redshirt the 2009-10 season

Head Coach: Johnny Jones (9th season)
Assistant Coaches: Shawn Forrest, Bill Foy, Charlie Leonard

PRONUNCIATION GUIDE

- 3 Alzee (Al-Z)
- 4 Odufuwa (OH-doo-foo-WAH)
- 11 Antwone (Ann-Twah-N)
- 25 Tramiel (Truh-Meal)

NORTH TEXAS VS THE NCAA

| Category | Rank | Stat |
|-------------|------|------|
| Scoring | 92 | 74.3 |
| Scoring Def | 232 | 71.4 |
| Margin | 152 | 2.9 |
| FG% | 107 | 45.2 |
| FG% Def | 204 | 43.5 |
| 3FG | 173 | 6.1 |
| 3-FG % | 189 | 33.0 |
| 3-FG Def | 75 | 31.2 |
| FT % | 58 | 72.5 |
| Reb. Margin | 199 | 0.2 |
| Assists | 215 | 12.6 |
| A/TO | 221 | 0.85 |
| Blocks | 177 | 3.3 |
| Steals | 326 | 4.4 |
| Turnovers | 198 | 14.7 |
| TO Margin | 258 | -1.5 |
| Fouls | 97 | 17.4 |

NT IN TOP 250 INDIVIDUAL STATS

| NT Player | Stat | Number | Rank |
|-------------|--------|--------|------|
| J. White | PPG | 15.0 | 231 |
| | FT% | 80.0 | 162 |
| | APG | 4.3 | 114 |
| | A/TO | 1.4 | 247 |
| T. Thompson | 3FGM | 1.9 | 246 |
| | FT% | 76.9 | 249 |
| G. Odufuwa | RPG | 9.5 | 41 |
| | Blocks | 1.3 | 174 |

SUN BELT PRESEASON ALL-CONFERENCE TEAMS

First Team

Desmond Yates, Middle Tennessee
 Nate Rohnert, Denver
Eric Tramiel, North Texas
 Brandon Hazzard, Troy
 A.J. Slaughter

Second Team

Chris Gradnigo, Louisiana-Lafayette
Josh White, North Texas
 Richard Delk, Troy
 Sergio Kersch, WKU
 Steffphon Pettigrew, WKU

Third Team

Donald Boone, Arkansas State
 Tony Hooper, Louisiana-Monroe
 Malcolm Thomas, Louisiana-Monroe
 Michael Vogler, Troy
 Jeremy Evans, WKU

SUN BELT PRESEASON COACHES' POLL

East Division

1. Western Kentucky77 (12)
2. Troy62 (1)
3. Middle Tennessee.....53
4. South Alabama40
5. Florida Atlantic.....21
6. Florida International.....20

West Division

1. North Texas.....85 (9)
2. Denver.....73 (1)
3. Louisiana-Lafayette.....56 (1)
4. UALR53 (1)
5. ULM45 (1)
6. Arkansas State36
7. New Orleans17

Best In The West- North Texas was tabbed as the favorite in the Sun Belt West Division in every major preseason publication, as well as the league's coaches in the SBC's annual Preseason Poll. NT was picked alone atop the West Division for the first time since joining the league in 2000. The Mean Green garnered the top spot with a league-high 85 points, and nine first place votes. NT was picked in a tie with UALR for the West's top spot in last year's poll.

Milestone Jones - North Texas head coach Johnny Jones is now just 17 games away from the 300th of his career overall. The ninth year head coach just suited up for his 250th game at North Texas against Texas Southern on Dec. 28th, and can reach his 300th overall with a trip to the Sun Belt Tournament quarterfinals.

Mean Green 20/20/20 - NT finished last season with a 20-12 mark, giving the program back-to-back-to-back 20-win seasons for the first time since 1976-78. NT is one of only three teams in the Sun Belt (South Alabama & Western Kentucky) and three in the state of Texas (Texas & Texas A&M) to win at least 20 games in each of the last three years. The Mean Green had won a total of 20 games in the four years prior to Johnny Jones' arrival.

Lighting Up The Scoreboard - Johnny Jones and NT play up-tempo basketball, and the results speak for themselves. North Texas has ranked no lower than 34th in the NCAA in scoring in each of the last four seasons. Last year, NT ranked 31st in the country with an average of 77.3 points per game.

| Year | Points/Gm | NCAA Rank |
|-------|-----------|-----------|
| 08-09 | 77.3 | 31st |
| 07-08 | 76.9 | 34th |
| 06-07 | 77.0 | 33rd |
| 05-06 | 76.6 | 32nd |

Air Time - The Mean Green is slated to appear on television 17 times in the 2009-10 regular season, including a four-pack of nationally televised games. North Texas will appear on FSN-Southwest in its Big XII showdowns with Oklahoma State and Texas A&M on Nov. 21 and Dec. 7. The Sun Belt Network will air the Mean Green's games against UALR on Feb. 20 and ULM on Feb. 27. Every North Texas home game can be seen locally in Denton on NTTV. The Mean Green will have additional chances for televised games at the Sun Belt Conference Tournament.

Eighty Or Bust - One of the highest scoring teams in the nation, North Texas is deadly when it reaches 80 points. The Mean Green ranked 31st in the nation with 77.3 points per game last year, and is 69-16 all-time under Johnny Jones when scoring 80 or more.

Deadly From Downtown - One of the all-time great three-point shooting programs, North Texas has now hit a three-pointer in each game dating back to the 1987-88 season - a span of 616 games.

92nd Season - North Texas is playing its 92nd season of basketball, compiling an all-time record of 1,008-1,165-1. North Texas State Normal College, as the school was known in 1917, played its first basketball game on January 17 in a 25-23 loss at home to SMU. Since then, North Texas has hauled in 16 conference titles (14 regular season and two tournament championships) and three postseason appearances (NCAA in 1988, 2007 and NAIA in 1943).

MEAN GREEN RADIO & TV

Every North Texas game will be carried on the Mean Green Radio Network. NT graduate and 1310 The Ticket (KTCK-AM) personality George Dunham will handle the play-by-play duties, with Deputy Athletic Director Hank Dickenson providing analysis. All MGRN broadcasts can be heard in Denton on 88.1 KNTU-FM, in the DFW area on 100.7 KWRD-FM and in Tyler/Longview on 100.7 KPXI-FM.



Each week you can watch the Mean Green Insider on Fox College Sports Central, NTTV and on-demand at MeanGreenSports.com. The 30-minute show will feature North Texas head coach Johnny Jones along with special features on Mean Green players. The Mean Green Insider can be seen Fox College Sports Central on Fridays at 6 p.m., on NTTV, channel 22 in Denton every Wednesday.

NORTH TEXAS' RECORD WHEN

| | |
|------------------------------|-----|
| Overall | 9-5 |
| Home..... | 6-1 |
| Road | 3-4 |
| Neutral..... | 0-0 |
| Leading at half..... | 8-0 |
| Trailing at half..... | 1-5 |
| Tied at half | 0-0 |
| Overtime..... | 1-1 |
| Last minute lead change..... | 2-1 |
| One or two-point games..... | 3-0 |
| Outshoots Opponent..... | 8-1 |
| Outshot by Opponent..... | 1-4 |
| More rebounds..... | 3-2 |
| Less Rebounds..... | 6-2 |
| More offensive boards..... | 2-3 |
| Less offensive boards..... | 7-2 |
| More turnovers..... | 3-5 |
| Less turnovers..... | 4-0 |
| Player(s) foul out..... | 5-3 |
| Opponent(s) foul out..... | 5-1 |
| Has technical foul..... | 1-1 |
| Opponent technical foul..... | 1-1 |

Scores:

| | |
|--------------------|-----|
| 59 and under | 0-1 |
| 60-69 | 2-2 |
| 70-79 | 3-2 |
| 80-89 | 2-0 |
| 90-99 | 1-0 |
| 100+ | 1-0 |

Opponent Scores:

| | |
|--------------------|-----|
| 59 and under | 1-0 |
| 60-69 | 6-0 |
| 70-79 | 1-3 |
| 80-89 | 0-2 |
| 90-99 | 1-0 |
| 100+ | 0-0 |

Shoots:

| | |
|----------------|-----|
| Under 35%..... | 0-1 |
| 35-39%..... | 1-1 |
| 40-44%..... | 2-2 |
| 45-49%..... | 2-1 |
| 50%+ | 4-0 |

Opponent Shoots:

| | |
|----------------|-----|
| Under 35%..... | 0-0 |
| 35-39%..... | 4-0 |
| 40-44%..... | 3-0 |
| 45-49%..... | 1-2 |
| 50%+ | 1-3 |

Free Throws:

| | |
|----------------|-----|
| Under 60%..... | 0-1 |
| 60-69%..... | 1-2 |
| 70-79%..... | 7-1 |
| 80+% | 1-1 |

Free Throw Attempts:

| | |
|------------------------|-----|
| Under 20 Attempts..... | 0-3 |
| 20-29 | 7-1 |
| 30-39 | 1-1 |
| 40-49 | 0-0 |
| 50+ | 1-0 |

Field Goal Attempts:

| | |
|-------------------|-----|
| Under 50 FGA..... | 3-0 |
| 50-59 FGA..... | 6-4 |
| 60-69 FGA..... | 0-1 |
| 70+ FGA | 0-0 |

Season Streaks

| | |
|-------------------------------------|---------------------------------|
| Longest Win Streak..... | 3 |
| Longest Losing Streak | 1 |
| Current Streak | L 1 |
| Last 10..... | 6-4 |
| Largest Lead..... | 29 vs. Univ. of the Southwest |
| Largest Deficit..... | 19 vs. Texas A&M |
| Largest Deficit Overcome | 16 vs. FIU |
| Largest Unanswered Streak..... | |
| | 14-0 vs. Univ. of the Southwest |
| Opp. Largest Unanswered Streak..... | 11-0 vs. Texas A&M |
| | 11-0 vs. Texas Southern |
| With Seroka (since 08-09)..... | 21-8 |

MEAN GREEN ACCOLADES AND HONORS

North Texas

- Sun Belt Preseason Poll's West Division leader
- Named the Sun Belt West's best preseason squad by ESPN Blue Ribbon, Sporting News, Athlon, Yahoo and Lindy's, among other publications

Eric Tramiel

- Preseason All-Sun Belt Conference First-Team
- Preseason All-Sun Belt team - Sporting News, Athlon, Yahoo, Lindy's (2nd team)
- 2008-09 Third-Team All-Sun Belt

Josh White

- Preseason All-Sun Belt Conference Second-Team
- 2009 Sun Belt All-Tournament team

STARTING LINEUPS & RECORDS

| Game | 1 | 2 | 3 | 4 | 5 | Result |
|----------------------------|-------------|----------------|----------------|---------------|--------------|--------------|
| Cameron | White | Shorter..... | Thompson | Tramiel | Odufuwa..... | W 80-62 |
| UT Arlington..... | White | Shorter..... | Thompson | Tramiel | Odufuwa..... | W 101-99 2OT |
| Oklahoma State | White | Shorter..... | Thomas | Tramiel | Odufuwa..... | L 82-68 |
| Jackson State | White | Thompson | Thomas | Tramiel | Odufuwa..... | W 68-58 |
| Boise State..... | White | Thompson | Thomas | Tramiel | Odufuwa..... | L 79-73 |
| Univ Southwest..... | White | Thompson | Thomas | Holmen | Odufuwa..... | W 91-62 |
| Rice | White | Thompson | Thomas | Tramiel | Holmen | W 64-62 |
| Texas A&M..... | White | Thompson | Thomas | Tramiel | Odufuwa..... | L 75-65 |
| ULM | White | Thompson | Thomas | Tramiel | Odufuwa..... | W 79-62 |
| Florida International.. | White | Thompson | Thomas | Tramiel | Odufuwa..... | L 80-70 OT |
| Southeastern Louisiana | White | Thompson | Thomas | Tramiel | Odufuwa..... | W 71-61 |
| Texas Southern..... | White | Thompson | Mangrum..... | Tramiel | Odufuwa..... | W 71-69 |
| UALR | White | Thompson | Mangrum..... | Holmen | Odufuwa..... | W 83-78 |
| Arkansas State | White | Thompson | Mangrum..... | Holmen | Odufuwa..... | L 71-56 |
| Louisiana-Lafayette..... | | | | | | |
| New Orleans | | | | | | |
| Troy | | | | | | |
| Arkansas State | | | | | | |
| South Alabama | | | | | | |
| Western Kentucky | | | | | | |
| Middle Tennessee..... | | | | | | |
| Florida Atlantic..... | | | | | | |
| Florida International..... | | | | | | |
| New Orleans | | | | | | |
| Denver..... | | | | | | |
| Houston Baptist..... | | | | | | |
| UALR | | | | | | |
| Louisiana-Lafayette..... | | | | | | |
| ULM | | | | | | |

MEAN GREEN MILESTONE GAMES

Double Figure Points

| | |
|-------------------------|----|
| Josh White | 11 |
| George Odufuwa..... | 10 |
| Eric Tramiel | 8 |
| Tristan Thompson | 7 |
| Jacob Holmen..... | 4 |
| Richard Thomas | 3 |
| Shannon Shorter..... | 3 |
| Dominique Johnson | 1 |
| Collin Mangrum..... | 1 |

Double-Doubles

| | |
|----------------------|---|
| George Odufuwa..... | 3 |
| Shannon Shorter..... | 1 |

20+ Point Games

| | |
|------------------------|---|
| Tristan Thompson | 4 |
| Josh White | 2 |
| George Odufuwa..... | 1 |

30+ Point Games

| | |
|------------------|---|
| Josh White | 1 |
|------------------|---|

Three Or More Blocks

| | |
|---------------------|---|
| George Odufuwa..... | 3 |
|---------------------|---|

Five Or More Steals

Double Figure Rebounds

| | |
|----------------------|---|
| George Odufuwa..... | 4 |
| Shannon Shorter..... | 1 |

Five Or More Assists

| | |
|------------------------|---|
| Josh White | 7 |
| Tristan Thompson | 1 |
| Shannon Shorter..... | 1 |

THE LAST TIME A MEAN GREEN PLAYER ...

Had 30 or more points

35 - Josh White vs. UT Arlington, 11/18/09

Had 15 or more rebounds

24 - George Odufuwa vs. Cameron, 11/13/09

Had 10 or more assists

13 - Terence White vs. Texas A&M Corpus Christi, 2/02/00

Had 5 or more blocks

5 - Jeffrey Simpson vs. UALR, 3/03/06

Had 5 or more steals

5 - Rich Young vs. Rice, 11/18/06

Made 90% or more FGA (min 5 att)

1.000 - Tristan Thompson vs. Sam Houston State (6-6), 12/3/08

Made 80% or more FGA (min 5 att)

.889 - George Odufuwa vs. UALR (8-9), 12/31/09

Made 70% or more FGA (min 5 att)

.713 - Jacob Holmen vs. Texas Southern (5-7), 12/28/09

Made 100% FTA (min 5 att)

1.000 - Josh White (6-6), 12/22/09

Made 90% or more FTA (min 5 att)

.923 - Tristan Thompson vs. Middle Tennessee (12-13), 3/8/09

Made 8 or more 3PT's

8 - Joe Ervin vs. Arkansas, 12/30/98

Had a double-double (pts/rbs)

Shannon Shorter vs. Univ. of the Southwest (11 pts / 10 reb), 12/2/09

Had consecutive double-doubles (pts/rbs)

George Odufuwa vs. Cameron (11/13/09) & UT Arlington (11/18/09)

Had a double-double (pts/asst)

Terence White vs. Texas A&M-CC (15 pts /13 asst), 12/2/00

Had a triple-double (pts/rbs/asst)

Jesse Ratliff vs. Sam Houston St. (20pts/16reb/10asst), 2/13

Had a perfect shooting night (min 5 fg & ft att)

Tristan Thompson vs. Sam Houston St. (6-6 fg/2-2 3fg/6-6 ft), 12/3/08

THE LAST TIME A MEAN GREEN TEAM ...

Scored 100 or more points

101 - vs. UT Arlington, 11/18/09

Allowed 100 or more points

100 - vs. Oklahoma State, 11/17/08

Scored 50 or fewer points

48 - vs. Princeton, 12/05/98

Held an opponent under 50 points

40 - vs. ULM, 2/20/08

Won an overtime game

101-99 (2OT) - vs. UT Arlington, 11/18/09

Had 50 or more rebounds

50 - vs. Cameron, 11/13/09

Had 20 or more assists

23 - vs. UALR, 12/31/09

Had 10 or more steals

10 - vs. Middle Tennessee, 1/27/08

Had 5 or more blocks

6 - vs. FIU, 11/20/09

Five or more players in double-figures

6 - vs. ULM, 2/19/09

Made 60% or higher FGs

.604 - vs. Middle Tennessee (29-48), 2/14/09

Made 50% or higher 3pt FGs

.533 - vs. ULM (8-15), 12/13/09

Made 90% or higher FTs

.905 - vs. UT Arlington (19-21), 12/29/08

NORTH TEXAS RECORDS WATCH

Career Scoring

| | | |
|-------------------------|------------------------|----------------|
| 17.....1,002 | David Vasher..... | 1979-82 |
| 18.....996 | Rubin Russell | 1965-67 |
| 19.....990 | David Burns | 1962-65 |
| 20.....974 | Josh White..... | 2008-Pr |
| 21.....968 | Delonte Taylor | 1980-82 |
| 22.....954 | Pat Kelley..... | 1950-53 |
| 23.....931 | Bobby Iverson | 1972-74 |

Career Free Throw Percentage (min. 90 att)

| | | |
|-------------------------------------|--------------------------------|----------------|
| 1.....87.08 | Garland Bailey | 1963-64 |
| 2.....85.58 (279-326) | Josh White..... | 2008-Pr |
| 3.....82.93 (102-123) | Dominique Johnson | 2009-Pr |
| 4.....82.38 | Leonard Hopkins | 2002-05 |
| 5.....81.91 | Tom Etchison..... | 1994-95 |
| 6.....81.62 | Joe Hamilton | 1969-70 |
| 7.....81.52 | Jon Manning..... | 1978-79 |
| 8.....79.31 | Donell Hayden..... | 1991 |
| 9.....79.19 | Cedric Carson | 1991-92 |
| 10.....79.17 | George King | 1994-96 |
| 11.....78.86 | Kendrick Davis | 2006-07 |
| 12.....78.83 (216-274) | Tristan Thompson | 2008-Pr |
| 13.....78.77 | Tony Wright | 1973-75 |

Career Field Goal Percentage

| | | |
|----------------------------------|-----------------------------|----------------|
| 1.....585 | John Horrocks | 1981-83 |
| 2.....581 | Terry Bailey..... | 1974-76 |
| 3.....570 | Will Smith | 2000-04 |
| 4.....559 (176-315) | Eric Tramiel..... | 2009-Pr |
|559 | Adam Smith..... | 1993-95 |
| 6.....555 | Jeffrey Simpson | 2004-06 |
| 7.....554 | Sean Riley..... | 1995-97 |
| 8.....543 | Keith Wooden..... | 2006-08 |
| 9.....540 | Keenan DuBose | 1985-87 |
| 10.....539 | Xavier Henton | 1991-94 |
| 11.....532 (91-171) | Kedrick Hogans | 2008-Pr |
| 12.....531 | Michael DeGrate | 2002-04 |

Career 3-Point Percentage

| | | |
|----------------------------------|-------------------------------|----------------|
| 1.....431 | George King..... | 1993-96 |
| 2.....413 | Chad Elstun | 1995-97 |
| 3.....406 | Rich Young..... | 2005-07 |
| 4.....402 (47-117) | Dominique Johnson..... | 2009-Pr |
| 5.....392 (83-212) | Tristan Thompson..... | 2008-Pr |
| 6.....391 | Calvin Watson | 2003-07 |
|391 | Adam McCoy | 2007-09 |
| 8.....389 (114-293) | Josh White | 2008-Pr |
| 9.....377 | Collin Dennis..... | 2007-09 |
| 10.....376 | Isaac Hines..... | 2004-06 |
| 11.....361 | Tony Worrell..... | 1986-88 |
|360 | Kendrick Davis..... | 2005-07 |
| 13.....355 | Ray Schufford..... | 1989-91 |

Career 3-Pointers

| | | |
|------------------------|-------------------------|----------------|
| 6.....136 | Leonard Hopkins..... | 2001-05 |
| 7.....132 | Chad Elstun | 1995-97 |
| 8.....114 | Josh White | 2008-Pr |
| 9.....112 | Tom Etchison..... | 1993-95 |
| 10.....106 | Kendrick Davis..... | 2005-07 |
| 11.....105 | Ray Schufford..... | 1989-91 |

LAST TIME vs LOUISIANA-LAFAYETTE

Louisiana vs North Texas
02-07-09 7:00 p.m. at The Super Pit - Denton, Texas

Louisiana 74 • 8-15, 5-7 SBC

| ## | Player | f/c/g | Total | | 3-Ptr | | Rebounds | | | PF | TP | A | TO | Blk | Stl | Min |
|--------|-------------------|-------|--------|--------|--------|-----|----------|-----|----|----|----|----|----|-----|-----|-----|
| | | | FG-FGA | FG-FGA | FT-FTA | Off | Def | Tot | | | | | | | | |
| 23 | Gary, La'Ryan | f | 1-2 | 0-0 | 0-0 | 0 | 1 | 1 | 1 | 2 | 1 | 1 | 0 | 0 | 24 | |
| 33 | Gradnigo, Chris | f | 5-12 | 1-2 | 4-4 | 0 | 1 | 1 | 5 | 15 | 1 | 1 | 0 | 0 | 22 | |
| 42 | Wallace, Courtney | c | 5-5 | 0-0 | 0-0 | 1 | 0 | 1 | 2 | 10 | 0 | 2 | 0 | 0 | 19 | |
| 02 | Daigle, Randell | g | 3-8 | 3-6 | 0-0 | 1 | 2 | 3 | 1 | 9 | 0 | 0 | 0 | 2 | 25 | |
| 22 | Bureau, Travis | g | 3-9 | 0-5 | 5-6 | 2 | 2 | 4 | 2 | 11 | 2 | 2 | 0 | 2 | 29 | |
| 00 | Batiste, Colby | | 0-1 | 0-0 | 0-0 | 0 | 0 | 0 | 2 | 0 | 0 | 0 | 0 | 0 | 5 | |
| 01 | Johnson, Tyren | | 1-6 | 0-1 | 0-0 | 0 | 4 | 4 | 1 | 2 | 0 | 3 | 1 | 1 | 15 | |
| 03 | Roberson, Lamar | | 4-9 | 1-3 | 2-3 | 1 | 0 | 1 | 2 | 11 | 2 | 3 | 0 | 2 | 18 | |
| 12 | Lago, Willie | | 0-0 | 0-0 | 0-0 | 0 | 0 | 0 | 0 | 0 | 2 | 0 | 0 | 0 | 6 | |
| 21 | Adeife, Emmanuel | | 2-2 | 0-0 | 1-3 | 2 | 2 | 4 | 5 | 5 | 0 | 1 | 2 | 0 | 15 | |
| 55 | McCoy, Ryan | | 2-8 | 0-2 | 5-5 | 0 | 2 | 2 | 3 | 9 | 2 | 0 | 0 | 2 | 22 | |
| Team | | | | | | 4 | 2 | 6 | | | | | | | | |
| Totals | | | 26-62 | 5-19 | 17-21 | 11 | 16 | 27 | 24 | 74 | 10 | 13 | 3 | 9 | 200 | |

FG % 1st Half: 10-27 37.0% 2nd half: 16-35 45.7% Game: 26-62 41.9%
 3FG % 1st Half: 3-8 37.5% 2nd half: 2-11 18.2% Game: 5-19 26.3%
 FT % 1st Half: 3-3 100.0 2nd half: 14-18 77.8% Game: 17-21 81.0%

Deadball
Rebounds
0

North Texas 92 • 13-10, 6-6 SBC

| ## | Player | f/c/g | Total | | 3-Ptr | | Rebounds | | | PF | TP | A | TO | Blk | Stl | Min |
|--------|--------------------|-------|--------|--------|--------|-----|----------|-----|----|----|----|----|----|-----|-----|-----|
| | | | FG-FGA | FG-FGA | FT-FTA | Off | Def | Tot | | | | | | | | |
| 04 | Odufuwa, George | f | 3-5 | 0-0 | 1-2 | 2 | 3 | 5 | 1 | 7 | 1 | 1 | 0 | 2 | 16 | |
| 25 | Tramiel, Eric | f | 3-4 | 0-0 | 4-4 | 1 | 7 | 8 | 3 | 10 | 0 | 4 | 0 | 0 | 22 | |
| 01 | Johnson, Dominique | g | 3-4 | 2-2 | 2-2 | 1 | 2 | 3 | 1 | 10 | 7 | 1 | 0 | 1 | 21 | |
| 10 | White, Josh | g | 2-3 | 0-1 | 0-0 | 0 | 1 | 1 | 3 | 4 | 1 | 0 | 0 | 0 | 23 | |
| 14 | Thompson, Tristan | g | 4-7 | 3-3 | 13-13 | 1 | 0 | 1 | 1 | 24 | 2 | 0 | 0 | 0 | 23 | |
| 03 | Dennis, Collin | | 2-4 | 2-3 | 0-0 | 0 | 2 | 2 | 1 | 6 | 1 | 1 | 0 | 1 | 16 | |
| 05 | McCoy, Adam | | 5-7 | 3-5 | 2-2 | 1 | 1 | 2 | 0 | 15 | 0 | 2 | 0 | 1 | 17 | |
| 11 | Matlock, Antwone | | 0-3 | 0-2 | 0-0 | 0 | 2 | 2 | 0 | 0 | 0 | 2 | 0 | 0 | 7 | |
| 20 | Mangrum, Collin | | 0-6 | 0-1 | 0-0 | 0 | 4 | 4 | 5 | 0 | 0 | 1 | 0 | 2 | 12 | |
| 21 | Stewart, Harold | | 2-4 | 0-0 | 0-0 | 3 | 2 | 5 | 3 | 4 | 0 | 2 | 0 | 0 | 14 | |
| 24 | Hogans, Kedrick | | 2-2 | 0-0 | 0-3 | 1 | 1 | 2 | 1 | 4 | 0 | 0 | 0 | 0 | 11 | |
| 34 | Howerton, Justin | | 3-5 | 0-0 | 2-7 | 1 | 3 | 4 | 2 | 8 | 0 | 1 | 0 | 0 | 18 | |
| Team | | | | | | 3 | 1 | 4 | | | | | | | | |
| Totals | | | 29-54 | 10-17 | 24-33 | 14 | 29 | 43 | 21 | 92 | 12 | 15 | 0 | 7 | 200 | |

FG % 1st Half: 19-28 67.9% 2nd half: 10-26 38.5% Game: 29-54 53.7%
 3FG % 1st Half: 7-9 77.8% 2nd half: 3-8 37.5% Game: 10-17 58.8%
 FT % 1st Half: 9-12 75.0% 2nd half: 15-21 71.4% Game: 24-33 72.7%

Deadball
Rebounds
4

Officials: Kelly Groom, James Hicks, Jeff Campbell
 Technical fouls: Louisiana-None. North Texas-None.
 Attendance: 4053

| Score by periods | 1st | 2nd | Total |
|------------------|-----|-----|-----------|
| Louisiana | 26 | 48 | 74 |
| North Texas | 54 | 38 | 92 |

JOHNNY JONES head coach

Age: 48
Alma Mater: Louisiana State ('85)
Record: 135-117 (9th Season)
Overall Record: 150-133 (10th season)
Previous Job: Alabama Asst. Coach (2000-01)
Playing Experience: LSU (1980-84)
Hometown: DeRidder, Louisiana
 DeRidder High School (1976-80)

Jones Coaching Experience

| Year | School | Position |
|-----------|-------------|--------------------|
| 2001-Cur. | North Texas | Head Coach |
| 2000-01 | Alabama | Asst. Coach |
| 1999-00 | Memphis | Interim Head Coach |
| 1997-99 | Memphis | Assoc. Head Coach |
| 1994-97 | LSU | Assoc. Head Coach |
| 1984-94 | LSU | Asst. Coach |
| 1987-88 | LSU | Admin. Asst. |

Jones Year-by-Year

| Year | Overall | Conf. | Finish |
|---------------|----------------|--------------|-----------|
| 2001-02 | 15-14 | 8-7 | 4th-West |
| 2002-03 | 7-21 | 2-13 | 6th-West |
| 2003-04 | 13-15 | 8-7 | 3rd West |
| 2004-05 | 14-14 | 6-9 | T4th-West |
| 2005-06 | 14-14 | 6-9 | T4th-West |
| 2006-07 | 23-11 | 10-8 | 3rd West* |
| 2007-08 | 20-11 | 10-8 | 3rd West |
| 2008-09 | 20-12 | 11-7 | 2nd West |
| 2009-10 | 9-5 | 2-2 | |
| Totals | 135-117 | 63-70 | |

* Sun Belt Tournament Champion

North Texas Career Coaching Wins

| Coach | Wins | Seasons |
|---------------------------|------------|------------|
| Pete Shands | 224 | 22 |
| Johnny Jones | 135 | 9th |
| Bill Blakeley..... | 134 | 8 |
| Jimmy Gales..... | 84 | 7 |



- **April 16, 2001** - Jones named 16th head coach in North Texas history, taking over for Vic Trilli who compiled a 20-87 record in four years.
- **Nov. 16, 2001** - Jones won his first game as head coach at North Texas, defeating Southwest Missouri State 79-77 at the Super Pit.
- **March 1, 2002** - Jones and the Mean Green defeated Florida International in the Sun Belt Conference Tournament. The game marked NT's first ever victory in the SBC Tournament and its first in any conference tournament since the 1995-96 season.
- **March 2, 2002** - North Texas ended the season with a 15-14 record to give the Mean Green its first winning season in six years. NT posted the nation's third best one season improvement in winning percentage for 2000-01 to 2001-02.
- **Dec. 7, 2002** - Jones led the Mean Green to a victory over Winthrop at the Brother's Air and Heat Championship game, giving North Texas its first regular-season tournament title in more than 20 years.
- **Dec. 6, 2003** - North Texas picked up its biggest margin of victory in school history in a 109-49 win over Hardin-Simmons.
- **Nov. 9, 2005** - Jones and his staff signed four players on the first day of the early signing period and, includ-

- ing Arizona State transfer Keith Wooden, had the 29th ranked class in the nation for the early signing period according to Hoop Scoop.
- **Nov. 18, 2005** - Jones won his 50th game at North Texas with the victory over Hardin-Simmons in the season opener.
- **Nov. 12, 2006** - In what is being referred to as his signature win, Jones' Mean Green toppled NIT participant Charlotte 90-72 on the road.
- **Dec. 19, 2006** - Jones leads the Mean Green to another program first - its first win over Western Kentucky in eight tries.
- **Feb. 15, 2007** - Jones scores his 80th victory at North Texas, passing John Reid for fourth all-time.
- **March 6, 2007** - Jones gives NT its first-ever Sun Belt Conference title with an 83-75 win over Arkansas State.
- **March 16, 2007** - North Texas plays in its first NCAA Tournament game since 1988, falling to Memphis 73-58 in the opening round.
- **Nov. 11, 2007** - In front of the largest Super Pit crowd since 1980 (6,793), Jones and the Mean Green knocked off Oklahoma State 82-73.
- **Dec. 1, 2007** - Down 21 points at New Mexico State with 14:20 remaining, Jones and the Mean Green engineer

- the biggest comeback in school history. NT beat the Aggies 75-72 in regulation.
- **Feb. 2, 2008** - Jones records his 100th win at North Texas with a 60-57 victory over Florida International. Only Bill Blakeley reached the milestone faster at NT.
- **Feb. 20, 2008** - North Texas records one of the most lopsided road victories in school history in a 72-40 drubbing of Louisiana at Monroe. It is the largest margin of defeat in Fant-Ewing Coliseum history, and the least amount of points by an NT opponent since 1994.
- **March 5, 2008** - A win over Arkansas State in the Sun Belt Conference opening round secures a second straight 20-win season for the Mean Green.
- **Dec. 31, 2008** - Jones coaches the 250th game of his career, which has spanned eight seasons at NT and Memphis. Jones has amassed a 129-121 record.
- **Feb. 26, 2009** - With a win over Arkansas State, North Texas secured its 10th conference win for a third straight season, a feat not seen at NT since 1924-27.
- **Nov. 18, 2009** - Broke the 14-year hold UT Arlington had on North Texas with a 101-99 double OT win. The Mavericks had won the previous five meetings.
- **Dec. 31, 2009** - In the last game of the decade, Jones passes Bill Blakeley for 2nd place in school history in career victories with 135 wins.


1 DOMINIQUE JOHNSON

5-10 • 162 • Sr. • G • 1L • Kansas City, Mo. (Arkansas-Fort Smith)

Expected to miss the remainder of 2009-10 with a broken ankle ... 15 points in 16 minutes in Rice win before leaving with an ankle injury ... Had 9 assists to 4 turnovers ... 2008-09: Finished his first season at NT ranked ninth in school history in assists with 120 ... 120 assists are the most by an NT player since 1999, and ranked 6th in SBC ... 1.69 A/TO ratio ranked 123rd in nation ... Needs just 106 assists to reach NT's career top 10 list ... 83.8 FT% ranked second on the squad and 60th in the nation ... One of four NT players to average double figures (11.0 ppg) ... Posted two 20-point efforts.

CAREER HIGHS

Points: 20, last vs. WKU (3/09/09)
 FG Made: 8, last vs. WKU (3/09/09)
 3-FG Made: 4, last vs. WKU (3/09/09)
 FT Made: 9 vs. Indiana St. (11/23/08)
 Assists: 7, last vs. ULL (2/7/09)
 Rebounds: 6 vs. Arkansas St. (1/10/09)
 Steals: 3, last vs. Denver (1/15/09)
 Blocks: 1, last vs. JSU (11/24/09)
 Minutes: 48 vs. Arkansas St. (1/10/09)



| Opponent | Date | gs | min | Total | | 3-Pointers | | Free throws | | Rebounds | | | | Other | | | | pts | avg | |
|-------------------|----------|----------|-----------|-------------|-------------|------------|-------------|-------------|-------------|----------|----------|----------|------------|----------|----------|----------|----------|----------|-----------|------------|
| | | | | fg-fga | pct | 3fg-fga | pct | ft-fga | pct | off | def | tot | avg | pf | a | t/o | blk | | | stl |
| at UT Arlington | 11/18/09 | | 15 | 1-5 | .200 | 0-2 | .000 | 1-2 | .500 | 0 | 1 | 1 | 1.0 | 2 | 3 | 1 | 0 | 1 | 3 | 3.0 |
| at Oklahoma State | 11/21/09 | | 19 | 2-6 | .333 | 0-1 | .000 | 5-6 | .833 | 0 | 3 | 3 | 2.0 | 1 | 1 | 0 | 0 | 0 | 9 | 6.0 |
| JACKSON STATE | 11/24/09 | | 10 | 0-2 | .000 | 0-1 | .000 | 0-0 | .000 | 0 | 2 | 2 | 2.0 | 2 | 2 | 2 | 1 | 0 | 0 | 4.0 |
| at Rice | 12/05/09 | | 16 | 5-6 | .833 | 3-4 | .750 | 2-2 | 1.000 | 0 | 1 | 1 | 1.8 | 1 | 3 | 1 | 0 | 2 | 15 | 6.8 |
| Totals | | 0 | 60 | 8-19 | .421 | 3-8 | .375 | 8-10 | .800 | 0 | 7 | 7 | 1.8 | 6 | 9 | 4 | 1 | 3 | 27 | 6.8 |

Games played: 4
 Minutes/game: 15.0
 Points/game: 6.8
 FG Pct: 42.1
 3FG Pct: 37.5
 FT Pct: 80.0

Rebounds/game: 1.8
 Assists/game: 2.3
 Turnovers/game: 1.0
 Assist/turnover ratio: 2.3
 Steals/game: 0.8
 Blocks/game: 0.3

CAREER STATS

| Season | gp-gs | min/avg | Total | | 3-Point | | F-Throws | | Rebounds | | | | Other | | | | | Scoring | | |
|--------------|--------------|------------------|----------------|-------------|---------------|-------------|----------------|-------------|-----------|-----------|------------|------------|-----------|----------|------------|-----------|----------|-----------|------------|-------------|
| | | | fg-fga | pct | fg-fga | pct | ft-fga | pct | off | def | tot | avg | pf | fo | ast | to | blk | stl | pts | avg |
| 2008-09 | 32-24 | 970/30.3 | 107-252 | .425 | 44-109 | .404 | 93-111 | .838 | 22 | 77 | 99 | 3.1 | 56 | 0 | 120 | 71 | 1 | 35 | 351 | 11.0 |
| 2009-10 | 4-0 | 60/15.0 | 8-19 | .421 | 3-8 | .375 | 8-10 | .800 | 0 | 7 | 7 | 1.8 | 6 | 0 | 9 | 4 | 1 | 3 | 27 | 6.8 |
| TOTAL | 36-24 | 1030/28.6 | 115-271 | .424 | 47-117 | .402 | 101-121 | .835 | 22 | 84 | 106 | 2.9 | 62 | 0 | 129 | 75 | 2 | 38 | 378 | 10.5 |


3 ALZEE WILLIAMS

6-4 • 168 • Fr. • G • HS • Dallas (Mississippi Elite Christian Academy)

Averaging 10 mins at the 1 & 2 ... Notched a steal and an assist at ASU ... Has 5 point outings vs UTA and Jackson State, and 4 points in 7 minutes vs SLU ... Tallied an assist and a block at UALR ... 2008-09: Honed his shooting game at Miss. Elite Christian Academy, averaging over 20 ppg ... Dropped a career-high 36 points on Laurinburg Prep ... Was the District 13-4A MVP as a senior at Lincoln High School in Dallas ... Ranked by TexasHoops.com as the No. 117th best player in the class of '08 ... Selected the Dallas Morning News' High School Player of the Week.

CAREER HIGHS

Points: 5, last vs. JSU (11/24/09)
 FG Made: 2 vs. JSU (11/24/09)
 3-FG Made: 1 vs. JSU (11/24/09)
 FT Made: 3 vs. UTA (11/18/09)
 Assists: 1, last vs. ASU (1/2/10)
 Rebounds: 2, last vs. USW (12/2/09)
 Steals: 1, last vs. ASU (1/2/10)
 Blocks: 1, last vs. UALR (12/31/09)
 Minutes: 23 vs. UTA (11/18/09)



| Opponent | Date | gs | min | Total | | 3-Pointers | | Free throws | | Rebounds | | | | pf | a | t/o | blk | stl | pts | avg |
|----------------------|----------|----------|------------|-------------|-------------|-------------|-------------|-------------|-------------|----------|----------|-----------|------------|-----------|----------|----------|----------|----------|-----------|------------|
| | | | | fg-fga | pct | 3fg-fga | pct | ft-fga | pct | off | def | tot | avg | | | | | | | |
| CAMERON | 11/13/09 | | 14 | 1-2 | .500 | 0-1 | .000 | 0-0 | .000 | 0 | 1 | 1 | 1.0 | 1 | 0 | 0 | 0 | 0 | 2 | 2.0 |
| at UT Arlington | 11/18/09 | | 23 | 1-2 | .500 | 0-1 | .000 | 3-4 | .750 | 1 | 1 | 2 | 1.5 | 4 | 0 | 1 | 0 | 1 | 5 | 3.5 |
| at Oklahoma State | 11/21/09 | | 3 | 0-0 | .000 | 0-0 | .000 | 0-0 | .000 | 0 | 0 | 0 | 1.0 | 1 | 0 | 1 | 0 | 0 | 0 | 2.3 |
| JACKSON STATE | 11/24/09 | | 10 | 2-3 | .667 | 1-2 | .500 | 0-0 | .000 | 0 | 2 | 2 | 1.3 | 2 | 0 | 0 | 0 | 0 | 5 | 3.0 |
| at Boise State | 11/28/09 | | 7 | 0-2 | .000 | 0-1 | .000 | 0-0 | .000 | 0 | 0 | 0 | 1.0 | 0 | 0 | 0 | 0 | 0 | 0 | 2.4 |
| UNIVERSITY OF THE SO | 12/02/09 | | 16 | 0-4 | .000 | 0-2 | .000 | 1-2 | .500 | 0 | 2 | 2 | 1.2 | 1 | 1 | 1 | 1 | 1 | 1 | 2.2 |
| at Rice | 12/05/09 | | 12 | 1-2 | .500 | 0-0 | .000 | 0-0 | .000 | 0 | 1 | 1 | 1.1 | 0 | 0 | 1 | 0 | 0 | 2 | 2.1 |
| at Texas A&M | 12/07/09 | | 3 | 0-0 | .000 | 0-0 | .000 | 0-0 | .000 | 0 | 0 | 0 | 1.0 | 0 | 0 | 1 | 0 | 0 | 0 | 1.9 |
| ULM | 12/13/09 | | 4 | 0-4 | .000 | 0-1 | .000 | 0-0 | .000 | 0 | 0 | 0 | 0.9 | 0 | 0 | 0 | 0 | 0 | 0 | 1.7 |
| FIU | 12/20/09 | | 10 | 0-2 | .000 | 0-2 | .000 | 0-0 | .000 | 0 | 1 | 1 | 0.9 | 1 | 0 | 0 | 1 | 0 | 0 | 1.5 |
| SOUTHEASTERN | 12/22/09 | | 7 | 1-3 | .333 | 0-2 | .000 | 2-2 | 1.000 | 0 | 0 | 0 | 0.8 | 0 | 0 | 1 | 0 | 0 | 4 | 1.7 |
| TEXAS SOUTHERN | 12/28/09 | | 5 | 0-2 | .000 | 0-1 | .000 | 0-0 | .000 | 0 | 1 | 1 | 0.8 | 1 | 0 | 1 | 0 | 1 | 0 | 1.6 |
| at UALR | 12/31/09 | | 6 | 0-2 | .000 | 0-2 | .000 | 0-0 | .000 | 0 | 0 | 0 | 0.8 | 0 | 1 | 0 | 1 | 0 | 0 | 1.5 |
| at Arkansas State | 1/2/10 | | 18 | 0-3 | .000 | 0-2 | .000 | 1-2 | .500 | 0 | 0 | 0 | 0.7 | 2 | 1 | 2 | 0 | 1 | 1 | 1.4 |
| Totals | | 0 | 138 | 6-31 | .194 | 1-17 | .059 | 7-10 | .700 | 1 | 9 | 10 | 0.7 | 13 | 3 | 9 | 3 | 4 | 20 | 1.4 |

Games played: 14
 Minutes/game: 9.9
 Points/game: 1.4
 FG Pct: 19.4
 3FG Pct: 5.9
 FT Pct: 70.0

Rebounds/game: 0.7
 Assists/game: 0.2
 Turnovers/game: 0.6
 Assist/turnover ratio: 0.3
 Steals/game: 0.3
 Blocks/game: 0.2


4 GEORGE ODUFUWA

6-8 • 240 • Jr. • F • 1L • Dallas, Texas (Arizona State)

Leads the Sun Belt in rebounding by more than 1 board per game ... Career-high 20 points on 8-of-9 shooting at UALR ... 1 board shy of a double-double at No. 16 Texas A&M and at ASU ... Had 3 double-doubles in the first four games of the year, giving the junior 5 for his career ... Hauled in 24 rebounds vs Cameron, making him the 9th player in the NCAA since 2005-06 to grab 24 boards or more ... Career-high 16 points vs UTA ... 2008-09: Ranked 6th in the SBC with 6.6 rpg ... 18 boards vs. Troy are most by an SBC player in 2008-09 ... ESPN The Magazine Academic All-District First Team.

CAREER HIGHS

Points: 20 vs. UALR (12/31/09)
 FG Made: 8 vs. UALR (12/31/09)
 3-FG Made: -
 FT Made: 8 vs. UTA (11/18/09)
 Assists: 4 vs. SHSU (11/20/08)
 Rebounds: 24 vs. Cameron (11/13/09)
 Steals: 3, last vs. UTA (11/18/09)
 Blocks: 4, last vs. FIU (12/20/09)
 Minutes: 44 vs. UTA (11/18/09)



| Opponent | Date | gs | min | Total | | 3-Pointers | | Free throws | | Rebounds | | | | pf | a | t/o | blk | stl | pts | avg | |
|----------------------|----------|----|-----------|------------|--------------|-------------|------------|-------------|--------------|-------------|-----------|-----------|------------|------------|-----------|-----------|-----------|-----------|-----------|------------|-------------|
| | | | | fg-fga | pct | 3fg-fga | pct | ft-fga | pct | off | def | tot | avg | | | | | | | | |
| CAMERON | 11/13/09 | * | 29 | 4-10 | .400 | 0-0 | .000 | 4-7 | .571 | 6 | 18 | 24 | 24.0 | 0 | 1 | 3 | 2 | 1 | 12 | 12.0 | |
| at UT Arlington | 11/18/09 | * | 44 | 4-4 | 1.000 | 0-0 | .000 | 8-10 | .800 | 1 | 10 | 11 | 17.5 | 3 | 1 | 4 | 3 | 3 | 16 | 14.0 | |
| at Oklahoma State | 11/21/09 | * | 34 | 4-7 | .571 | 0-0 | .000 | 3-4 | .750 | 1 | 6 | 7 | 14.0 | 1 | 1 | 2 | 1 | 0 | 11 | 13.0 | |
| JACKSON STATE | 11/24/09 | * | 36 | 4-8 | .500 | 0-0 | .000 | 3-7 | .429 | 4 | 7 | 11 | 13.3 | 2 | 0 | 1 | 2 | 2 | 11 | 12.5 | |
| at Boise State | 11/28/09 | * | 17 | 2-4 | .500 | 0-0 | .000 | 1-2 | .500 | 2 | 2 | 4 | 11.4 | 3 | 3 | 3 | 0 | 0 | 5 | 11.0 | |
| UNIVERSITY OF THE SO | 12/02/09 | * | 18 | 1-5 | .200 | 0-0 | .000 | 2-2 | 1.000 | 3 | 6 | 9 | 11.0 | 3 | 0 | 4 | 0 | 0 | 4 | 9.8 | |
| at Rice | 12/05/09 | | 28 | 1-2 | .500 | 0-0 | .000 | 2-5 | .400 | 2 | 8 | 10 | 10.9 | 3 | 0 | 2 | 0 | 0 | 4 | 9.0 | |
| at Texas A&M | 12/07/09 | * | 31 | 5-8 | .625 | 0-0 | .000 | 2-4 | .500 | 5 | 4 | 9 | 10.6 | 3 | 1 | 3 | 0 | 1 | 12 | 9.4 | |
| ULM | 12/13/09 | * | 33 | 4-7 | .571 | 0-0 | .000 | 5-9 | .556 | 5 | 4 | 9 | 10.4 | 2 | 3 | 3 | 3 | 0 | 13 | 9.8 | |
| FIU | 12/20/09 | * | 32 | 6-7 | .857 | 0-0 | .000 | 0-2 | .000 | 4 | 4 | 8 | 10.2 | 4 | 0 | 2 | 4 | 1 | 12 | 10.0 | |
| SOUTHEASTERN | 12/22/09 | * | 36 | 5-11 | .455 | 0-0 | .000 | 2-2 | 1.000 | 3 | 4 | 7 | 9.9 | 3 | 3 | 0 | 2 | 2 | 12 | 10.2 | |
| TEXAS SOUTHERN | 12/28/09 | * | 36 | 1-2 | .500 | 0-0 | .000 | 4-4 | 1.000 | 3 | 4 | 7 | 9.7 | 5 | 0 | 3 | 0 | 0 | 6 | 9.8 | |
| at UALR | 12/31/09 | * | 31 | 8-9 | .889 | 0-0 | .000 | 4-7 | .571 | 2 | 6 | 8 | 9.5 | 4 | 3 | 2 | 0 | 1 | 20 | 10.6 | |
| at Arkansas State | 1/2/10 | * | 31 | 3-6 | .500 | 0-0 | .000 | 4-4 | 1.000 | 6 | 3 | 9 | 9.5 | 3 | 2 | 4 | 1 | 0 | 10 | 10.6 | |
| Totals | | | 13 | 436 | 52-90 | .578 | 0-0 | .000 | 44-69 | .638 | 47 | 86 | 133 | 9.5 | 39 | 18 | 36 | 18 | 11 | 148 | 10.6 |

Games played: 14
 Minutes/game: 31.1
 Points/game: 10.6
 FG Pct: 57.8
 FT Pct: 63.8

Rebounds/game: 9.5
 Assists/game: 1.3
 Turnovers/game: 2.6
 Assist/turnover ratio: 0.5
 Steals/game: 0.8
 Blocks/game: 1.3

CAREER STATS

| Season | gp-gs | min/avg | Total | | 3-Point | | F-Throws | | Rebounds | | | | Scoring | | | | | | | |
|--------------|--------------|------------------|----------------|-------------|------------|-------------|---------------|-------------|------------|------------|------------|------------|------------|----------|-----------|-----------|-----------|-----------|------------|------------|
| | | | fg-fga | pct | fg-fga | pct | ft-fga | pct | off | def | tot | avg | pf | fo | ast | to | blk | stl | pts | avg |
| 2008-09 | 32-26 | 691/21.6 | 72-160 | .450 | 0-0 | .000 | 52-79 | .658 | 67 | 143 | 210 | 6.6 | 101 | 4 | 31 | 51 | 21 | 29 | 196 | 6.1 |
| 2009-10 | 14-13 | 436/31.1 | 52-90 | .578 | 0-0 | .000 | 44-69 | .638 | 47 | 86 | 133 | 9.5 | 39 | 1 | 18 | 36 | 18 | 11 | 148 | 10.6 |
| TOTAL | 46-39 | 1127/24.5 | 124-250 | .496 | 0-0 | .000 | 96-148 | .649 | 114 | 229 | 343 | 7.5 | 140 | 5 | 49 | 87 | 39 | 40 | 344 | 7.5 |

10 JOSH WHITE

5-10 • 175 • Jr. • G • 2L • Baton Rouge, La. (Christian Life Academy)

Ranks 20th in NT history with 974 career points ... Leads the Sun Belt in minutes per game ... 85.58 career FT% ranks second in NT history ... Nine points at ASU snaps streak of 9 straight games in double figures ... Hit 100th career 3-pointer vs. USW ... Still averaging 19.0 ppg against Big XII opponents ... Has 48 career double-digit scoring games ... Posted a career-high 35 points at UTA, making him the 23rd player in NT history to reach 35 points ... Preseason Second Team All-Sun Belt ... 2008-09: Finished second in the nation with a 90.6 (96-of-106) FT% ... Earned All-Sun Belt Tournament honors after averaging 20.0 ppg.

CAREER HIGHS

Points: 35 vs. UTA (11/18/09)
 FG Made: 9, last vs. USW (12/2/09)
 3-FG Made: 6 vs Texas (12/5/07)
 FT Made: 15 vs. UTA (11/18/09)
 Assists: 7, last vs. UALR (12/31/09)
 Rebounds: 8 vs Okla. State (11/17/08)
 Steals: 3 vs Okla. State (11/14/07)
 Blocks: -
 Minutes: 46, last vs. UTA (11/18/09)



| Opponent | Date | gs | min | Total | | 3-Pointers | | Free throws | | Rebounds | | | | pf | a | t/o | blk | stl | pts | avg | |
|----------------------|----------|----|-----------|------------|---------------|-------------|--------------|-------------|--------------|-------------|----------|-----------|-----------|------------|-----------|-----------|-----------|----------|----------|------------|-------------|
| | | | | fg-fga | pct | 3fg-fga | pct | ft-fa | pct | off | def | tot | avg | | | | | | | | |
| CAMERON | 11/13/09 | * | 30 | 6-9 | .667 | 5-6 | .833 | 2-3 | .667 | 1 | 3 | 4 | 4.0 | 2 | 4 | 2 | 0 | 0 | 19 | 19.0 | |
| at UT Arlington | 11/18/09 | * | 46 | 9-14 | .643 | 2-4 | .500 | 15-18 | .833 | 2 | 5 | 7 | 5.5 | 1 | 4 | 7 | 0 | 0 | 35 | 27.0 | |
| at Oklahoma State | 11/21/09 | * | 35 | 1-6 | .167 | 0-3 | .000 | 2-2 | 1.000 | 0 | 1 | 1 | 4.0 | 1 | 5 | 4 | 0 | 0 | 4 | 19.3 | |
| JACKSON STATE | 11/24/09 | * | 32 | 0-5 | .000 | 0-2 | .000 | 4-4 | 1.000 | 1 | 3 | 4 | 4.0 | 0 | 4 | 4 | 0 | 1 | 4 | 15.5 | |
| at Boise State | 11/28/09 | * | 34 | 9-16 | .563 | 3-7 | .429 | 2-2 | 1.000 | 0 | 3 | 3 | 3.8 | 2 | 6 | 3 | 0 | 0 | 23 | 17.0 | |
| UNIVERSITY OF THE SO | 12/02/09 | * | 32 | 9-11 | .818 | 2-4 | .500 | 1-1 | 1.000 | 0 | 2 | 2 | 3.5 | 2 | 5 | 1 | 0 | 1 | 21 | 17.7 | |
| at Rice | 12/05/09 | * | 38 | 2-5 | .400 | 1-1 | 1.000 | 9-9 | 1.000 | 0 | 2 | 2 | 3.3 | 1 | 4 | 3 | 0 | 0 | 14 | 17.1 | |
| at Texas A&M | 12/07/09 | * | 38 | 5-13 | .385 | 1-4 | .250 | 4-6 | .667 | 2 | 0 | 2 | 3.1 | 1 | 5 | 3 | 0 | 0 | 15 | 16.9 | |
| ULM | 12/13/09 | * | 37 | 4-6 | .667 | 4-5 | .800 | 3-4 | .750 | 1 | 1 | 2 | 3.0 | 2 | 5 | 3 | 0 | 0 | 15 | 16.7 | |
| FIU | 12/20/09 | * | 40 | 3-10 | .300 | 2-6 | .333 | 5-10 | .500 | 0 | 1 | 1 | 2.8 | 1 | 3 | 2 | 0 | 0 | 13 | 16.3 | |
| SOUTHEASTERN | 12/22/09 | * | 33 | 3-5 | .600 | 1-3 | .333 | 6-6 | 1.000 | 0 | 1 | 1 | 2.6 | 1 | 1 | 3 | 0 | 1 | 13 | 16.0 | |
| TEXAS SOUTHERN | 12/28/09 | * | 37 | 5-9 | .556 | 2-4 | .500 | 0-1 | .000 | 0 | 0 | 0 | 2.4 | 0 | 2 | 2 | 0 | 1 | 12 | 15.7 | |
| at UALR | 12/31/09 | * | 36 | 3-10 | .300 | 2-6 | .333 | 5-6 | .833 | 0 | 1 | 1 | 2.3 | 1 | 7 | 4 | 0 | 0 | 13 | 15.5 | |
| at Arkansas State | 1/2/10 | * | 39 | 3-12 | .250 | 1-3 | .333 | 2-3 | .667 | 2 | 2 | 4 | 2.4 | 3 | 5 | 2 | 0 | 0 | 9 | 15.0 | |
| Totals | | | 14 | 507 | 62-131 | .473 | 26-58 | .448 | 60-75 | .800 | 9 | 25 | 34 | 2.4 | 18 | 60 | 43 | 0 | 4 | 210 | 15.0 |

Games played: 14
 Minutes/game: 36.2
 Points/game: 15.0
 FG Pct: 47.3
 3FG Pct: 44.8
 FT Pct: 80.0

Rebounds/game: 2.4
 Assists/game: 4.3
 Turnovers/game: 3.1
 Assist/turnover ratio: 1.4
 Steals/game: 0.3

CAREER STATS

| Season | gp-gs | min/avg | Total | | 3-Point | | F-Throws | | Rebounds | | | | Scoring | | | | | | | |
|--------------|--------------|------------------|----------------|-------------|----------------|-------------|----------------|-------------|-----------|------------|------------|------------|-----------|----------|------------|------------|----------|-----------|------------|-------------|
| | | | fg-fga | pct | fg-fga | pct | ft-fa | pct | off | def | tot | avg | pts | fo | ast | to | blk | stl | pts | avg |
| 2007-08 | 29-28 | 925/31.9 | 116-254 | .457 | 49-107 | .458 | 123-145 | .848 | 16 | 57 | 73 | 2.5 | 42 | 0 | 44 | 62 | 0 | 14 | 404 | 13.9 |
| 2008-09 | 32-30 | 1075/33.6 | 113-289 | .391 | 39-128 | .305 | 96-106 | .906 | 15 | 77 | 92 | 2.9 | 38 | 0 | 82 | 53 | 0 | 16 | 361 | 11.3 |
| 2009-10 | 14-14 | 507/36.2 | 62-131 | .473 | 26-58 | .448 | 60-75 | .800 | 9 | 25 | 34 | 2.4 | 18 | 0 | 60 | 43 | 0 | 4 | 210 | 15.0 |
| TOTAL | 75-72 | 2507/33.4 | 291-674 | .432 | 114-293 | .389 | 279-326 | .856 | 40 | 159 | 199 | 2.7 | 98 | 0 | 186 | 158 | 0 | 34 | 975 | 13.0 |


11 ANTWONE MATLOCK

6-1 • 177 • Sr. • G • 1L • Dallas, Texas (Trinidad State)

Has seen time against Cameron and the University of the Southwest ... 2008-09: Saw first action in a Mean Green uniform versus Cameron, landing a layup on 1-of-2 shooting ... Grabbed season-high seven minutes vs. Louisiana-Lafayette, pulling down 2 rebounds ... Also saw time against Sun Belt foes Florida Atlantic, ULM, Denver, and Western Kentucky (Sun Belt Tournament semifinal).

CAREER HIGHS

Points: 2 vs. Cameron (11/14/08)
 FG Made: 1 vs. Cameron (11/14/08)
 3-FG Made: -
 FT Made: -
 Assists: -
 Rebounds: 2 vs. ULL (2/7/09)
 Steals: -
 Blocks: -
 Minutes: 7 vs. ULL (2/7/09)



| Opponent | Date | gs | min | Total | | 3-Pointers | | Free throws | | Rebounds | | | | pf | a | t/o | blk | stl | pts | avg |
|----------------------|----------|----|-----|--------|------|------------|------|-------------|------|----------|-----|-----|-----|----|---|-----|-----|-----|-----|-----|
| | | | | fg-fga | pct | 3fg-fga | pct | ft-fga | pct | off | def | tot | avg | | | | | | | |
| CAMERON | 11/13/09 | | 1 | 0-1 | .000 | 0-1 | .000 | 0-0 | .000 | 0 | 0 | 0 | 0.0 | 1 | 0 | 0 | 0 | 0 | 0 | 0.0 |
| UNIVERSITY OF THE SO | 12/02/09 | | 4 | 0-2 | .000 | 0-2 | .000 | 0-0 | .000 | 0 | 1 | 1 | 0.5 | 0 | 0 | 0 | 0 | 0 | 0 | 0.0 |
| Totals | | | 5 | 0-3 | .000 | 0-3 | .000 | 0-0 | .000 | 0 | 1 | 1 | 0.5 | 1 | 0 | 0 | 0 | 0 | 0 | 0.0 |

Games played: 2
 Minutes/game: 2.5
 FG Pct: 0.0
 3FG Pct: 0.0

Rebounds/game: 0.5

CAREER STATS

| Season | gp-gs | min/avg | Total | | 3-Point | | F-Throws | | Rebounds | | | | Scoring | | | | | | | |
|---------|-------|---------|--------|------|---------|------|----------|------|----------|-----|-----|-----|---------|----|-----|----|-----|-----|-----|-----|
| | | | fg-fga | pct | fg-fga | pct | ft-fga | pct | off | def | tot | avg | pf | fo | ast | to | blk | stl | pts | avg |
| 2008-09 | 6-0 | 12/2.0 | 1-7 | .143 | 0-5 | .000 | 0-0 | .000 | 0 | 2 | 2 | 0.3 | 3 | 0 | 0 | 2 | 0 | 0 | 2 | 0.3 |
| 2009-10 | 2-0 | 5/2.5 | 0-3 | .000 | 0-3 | .000 | 0-0 | .000 | 0 | 1 | 1 | 0.5 | 1 | 0 | 0 | 0 | 0 | 0 | 0 | 0.0 |
| TOTAL | 8-0 | 17/2.1 | 1-10 | .100 | 0-8 | .000 | 0-0 | .000 | 0 | 3 | 3 | 0.4 | 4 | 0 | 0 | 2 | 0 | 0 | 2 | 0.3 |


12 NICK GOFF

6-4 • 180 • Fr. • G • HS • Columbus, Ohio (St. Francis DeSales)

Saw 3 minutes vs. USW and hit a layup ... Hit a pair of free throws in his first action at NT vs Cameron ... 2008-09: Was a standout at St. Francis DeSales in Columbus, Ohio, earning All-Central District Division II Third-Team honors ... Scored 13.7 ppg in leading St. Francis to the state semifinal game, where they fell to national powerhouse St. Vincent-St. Mary ... Had the Stallions ranked No. 8 in the state of Ohio heading into the state tournament ... As a junior, Goff was an honorable mention honoree to the All-Central District Division II.

CAREER HIGHS

Points: 2, last vs. USW (12/2/09)
 FG Made: 1 vs. USW (12/2/09)
 3-FG Made: -
 FT Made: 2 vs. Cameron (11/13/09)
 Assists: 1 vs. USW (12/2/09)
 Rebounds: 2 vs. USW (12/2/09)
 Steals: -
 Blocks: -
 Minutes: 3 vs. USW (12/2/09)



| Opponent | Date | gs | min | Total | | 3-Pointers | | Free throws | | Rebounds | | | | pf | a | t/o | blk | stl | pts | avg |
|----------------------|----------|----|-----|--------|------|------------|------|-------------|-------|----------|-----|-----|-----|----|---|-----|-----|-----|-----|-----|
| | | | | fg-fga | pct | 3fg-fga | pct | ft-fta | pct | off | def | tot | avg | | | | | | | |
| CAMERON | 11/13/09 | | 1 | 0-0 | .000 | 0-0 | .000 | 2-2 | 1.000 | 0 | 0 | 0 | 0.0 | 0 | 0 | 1 | 0 | 0 | 2 | 2.0 |
| UNIVERSITY OF THE SO | 12/02/09 | | 3 | 1-2 | .500 | 0-0 | .000 | 0-0 | .000 | 1 | 1 | 2 | 1.0 | 0 | 1 | 0 | 0 | 0 | 2 | 2.0 |
| Totals | | 0 | 4 | 1-2 | .500 | 0-0 | .000 | 2-2 | 1.000 | 1 | 1 | 2 | 1.0 | 0 | 1 | 1 | 0 | 0 | 4 | 2.0 |

Games played: 2
 Minutes/game: 2.0
 Points/game: 2.0
 FG Pct: 50.0
 FT Pct: 100.0

Rebounds/game: 1.0
 Assists/game: 0.5
 Turnovers/game: 0.5
 Assist/turnover ratio: 1.0


14 TRISTAN THOMPSON

6-5 • 190 • Jr. • G • 2L • Angleton, Texas (Brewster Academy)

20 point games in 4 of last 6 outings, including 27 vs FIU and 26 vs UALR ... Hit 6 three-pointers twice in last 5 games ... Averaging 14.4 points per game in Sun Belt contests since his sophomore season ... Reached double figures for first time in '09-10 against USW with 11 points ... 2008-09: NT's 2nd highest scoring threat with 11.4 ppg ... Had five 20-point games in 08-09, including career scoring efforts in three of four games in December, culminating in a 27 point outing at ULL ... Named the Sun Belt Player of the Week ... Recorded first perfect night in NT history vs Sam Houston - 6-6 FG, 2-2 3-point, 6-6 FT.

CAREER HIGHS

Points: 27, last vs. FIU (12/20/09)
 FG Made: 11 vs. UL (12/18/08)
 3-FG Made: 6, last vs. UALR (12/31/09)
 FT Made: 13 vs. UL (2/7/09)
 Assists: 5 vs. TSU (12/28/09)
 Rebounds: 8, last vs NMSU (12/1/07)
 Steals: 3 vs Centenary (12/20/07)
 Blocks: 1, last vs. Houston (11/29/08)
 Minutes: 41 vs. Arkansas St. (1/10/09)



| Opponent | Date | gs | min | Total | | 3-Pointers | | Free throws | | Rebounds | | | | pf | a | t/o | blk | stl | pts | avg | |
|----------------------|----------|----|-----------|------------|---------------|-------------|--------------|-------------|--------------|-------------|-----------|-----------|-----------|------------|-----------|-----------|-----------|----------|----------|------------|-------------|
| | | | | fg-fga | pct | 3fg-fga | pct | ft-fga | pct | off | def | tot | avg | | | | | | | | |
| CAMERON | 11/13/09 | * | 16 | 1-3 | .333 | 0-2 | .000 | 3-4 | .750 | 1 | 2 | 3 | 3.0 | 1 | 0 | 1 | 0 | 0 | 5 | 5.0 | |
| at UT Arlington | 11/18/09 | * | 25 | 1-5 | .200 | 0-0 | .000 | 7-9 | .778 | 1 | 3 | 4 | 3.5 | 4 | 3 | 3 | 0 | 0 | 9 | 7.0 | |
| at Oklahoma State | 11/21/09 | | 15 | 2-6 | .333 | 1-2 | .500 | 0-0 | .000 | 3 | 2 | 5 | 4.0 | 2 | 1 | 2 | 0 | 0 | 5 | 6.3 | |
| JACKSON STATE | 11/24/09 | * | 21 | 1-7 | .143 | 0-1 | .000 | 3-4 | .750 | 0 | 2 | 2 | 3.5 | 1 | 3 | 2 | 0 | 0 | 5 | 6.0 | |
| at Boise State | 11/28/09 | * | 24 | 2-7 | .286 | 2-4 | .500 | 1-2 | .500 | 0 | 4 | 4 | 3.6 | 1 | 1 | 1 | 0 | 0 | 7 | 6.2 | |
| UNIVERSITY OF THE SO | 12/02/09 | * | 23 | 4-8 | .500 | 3-5 | .600 | 0-1 | .000 | 0 | 4 | 4 | 3.7 | 0 | 1 | 0 | 0 | 2 | 11 | 7.0 | |
| at Rice | 12/05/09 | * | 18 | 0-4 | .000 | 0-3 | .000 | 2-2 | 1.000 | 0 | 0 | 0 | 3.1 | 2 | 0 | 0 | 0 | 0 | 2 | 6.3 | |
| at Texas A&M | 12/07/09 | * | 26 | 3-8 | .375 | 0-2 | .000 | 3-3 | 1.000 | 1 | 2 | 3 | 3.1 | 0 | 2 | 2 | 0 | 1 | 9 | 6.6 | |
| ULM | 12/13/09 | * | 32 | 7-8 | .875 | 4-4 | 1.000 | 2-2 | 1.000 | 0 | 3 | 3 | 3.1 | 2 | 1 | 3 | 0 | 1 | 20 | 8.1 | |
| FIU | 12/20/09 | * | 37 | 8-19 | .421 | 6-11 | .545 | 5-6 | .833 | 1 | 3 | 4 | 3.2 | 4 | 2 | 2 | 0 | 0 | 27 | 10.0 | |
| SOUTHEASTERN | 12/22/09 | * | 31 | 5-10 | .500 | 2-5 | .400 | 0-2 | .000 | 0 | 2 | 2 | 3.1 | 3 | 0 | 2 | 0 | 1 | 12 | 10.2 | |
| TEXAS SOUTHERN | 12/28/09 | * | 37 | 7-14 | .500 | 2-6 | .333 | 5-6 | .833 | 0 | 4 | 4 | 3.2 | 3 | 5 | 1 | 0 | 0 | 21 | 11.1 | |
| at UALR | 12/31/09 | * | 34 | 9-13 | .692 | 6-9 | .667 | 2-3 | .667 | 2 | 2 | 4 | 3.2 | 2 | 2 | 3 | 0 | 0 | 26 | 12.2 | |
| at Arkansas State | 1/2/10 | * | 35 | 5-14 | .357 | 1-5 | .200 | 7-8 | .875 | 3 | 2 | 5 | 3.4 | 0 | 2 | 3 | 0 | 1 | 18 | 12.6 | |
| Totals | | | 13 | 374 | 55-126 | .437 | 27-59 | .458 | 40-52 | .769 | 12 | 35 | 47 | 3.4 | 25 | 23 | 25 | 0 | 6 | 177 | 12.6 |

Games played: 14
 Minutes/game: 26.7
 Points/game: 12.6
 FG Pct: 43.7
 3FG Pct: 45.8
 FT Pct: 76.9

Rebounds/game: 3.4
 Assists/game: 1.6
 Turnovers/game: 1.8
 Assist/turnover ratio: 0.9
 Steals/game: 0.4

CAREER STATS

| Season | gp-gs | min/avg | Total | | 3-Point | | F-Throws | | Rebounds | | | | Scoring | | | | | | | |
|--------------|--------------|------------------|----------------|-------------|---------------|-------------|----------------|-------------|-----------|------------|------------|------------|------------|----------|-----------|------------|----------|-----------|------------|------------|
| | | | fg-fga | pct | fg-fga | pct | ft-fga | pct | off | def | tot | avg | pf | fo | ast | to | blk | stl | pts | avg |
| 2007-08 | 30-12 | 494/16.5 | 56-133 | .421 | 22-62 | .355 | 59-74 | .797 | 19 | 49 | 68 | 2.3 | 39 | 0 | 21 | 37 | 1 | 14 | 193 | 6.4 |
| 2008-09 | 32-27 | 718/22.4 | 107-248 | .431 | 34-91 | .374 | 117-148 | .791 | 22 | 52 | 74 | 2.3 | 59 | 1 | 34 | 41 | 1 | 11 | 365 | 11.4 |
| 2009-10 | 14-13 | 374/26.7 | 55-126 | .437 | 27-59 | .458 | 40-52 | .769 | 12 | 35 | 47 | 3.4 | 25 | 0 | 23 | 25 | 0 | 6 | 177 | 12.6 |
| TOTAL | 76-52 | 1586/20.9 | 218-507 | .430 | 83-212 | .392 | 216-274 | .788 | 53 | 136 | 189 | 2.5 | 123 | 1 | 78 | 103 | 2 | 31 | 735 | 9.7 |


15 BEN KNOX

6-10 • 221 • Fr. • C • RS • Arlington, Texas (Grace Prep Academy)

Had a block and a steal at ASU ... Recorded first career block at No. 16 Texas A&M ... Posted 4 points on 2-2 shooting at Boise State ... Saw first action at NT and grabbed 1 rebound vs Cameron ... 2008-09: Took a red-shirt ... Was a TAPPS Second-Team All-State selection as a senior ... Guided Grace Prep to the TAPPS state title game in each of the last two seasons ... Ranked as the No. 62 recruit in the state by TexasHoops.com ... Listed as No. 354 among the top 1,000 players in the country by HoopScoopOnline.com ... Averaged 10 points, nine rebounds and three blocks per game in 2007-08.

CAREER HIGHS

Points: 4 vs. Boise St. (11/28/09)
 FG Made: 2 vs. Boise St. (11/28/09)
 3-FG Made: -
 FT Made: -
 Assists: 1 vs. Boise St. (11/28/09)
 Rebounds: 1, last vs. ULM (12/13/09)
 Steals: 1 vs. ASU (1/2/10)
 Blocks: 1, last vs. ASU (1/2/10)
 Minutes: 10 vs. USW (12/2/09)



| Opponent | Date | gs | min | Total | | 3-Pointers | | Free throws | | Rebounds | | | | pf | a | t/o | blk | stl | pts | avg | |
|----------------------|----------|----|----------|-----------|------------|-------------|------------|-------------|------------|-------------|----------|----------|----------|------------|----------|----------|----------|----------|----------|----------|------------|
| | | | | fg-fga | pct | 3fg-fga | pct | ft-fga | pct | off | def | tot | avg | | | | | | | | |
| CAMERON | 11/13/09 | | 1 | 0-0 | .000 | 0-0 | .000 | 0-0 | .000 | 1 | 0 | 1 | 1.0 | 0 | 0 | 0 | 0 | 0 | 0 | 0.0 | |
| at Boise State | 11/28/09 | | 4 | 2-2 | 1.000 | 0-0 | .000 | 0-0 | .000 | 1 | 0 | 1 | 1.0 | 0 | 1 | 1 | 0 | 0 | 4 | 2.0 | |
| UNIVERSITY OF THE SO | 12/02/09 | | 10 | 0-0 | .000 | 0-0 | .000 | 0-0 | .000 | 1 | 0 | 1 | 1.0 | 1 | 0 | 1 | 0 | 0 | 0 | 1.3 | |
| at Texas A&M | 12/07/09 | | 3 | 0-0 | .000 | 0-0 | .000 | 0-0 | .000 | 0 | 0 | 0 | 0.8 | 1 | 0 | 0 | 1 | 0 | 0 | 1.0 | |
| ULM | 12/13/09 | | 1 | 0-0 | .000 | 0-0 | .000 | 0-2 | .000 | 0 | 1 | 1 | 0.8 | 0 | 0 | 0 | 0 | 0 | 0 | 0.8 | |
| FIU | 12/20/09 | | 0 | 0-0 | .000 | 0-0 | .000 | 0-0 | .000 | 0 | 0 | 0 | 0.7 | 0 | 0 | 0 | 0 | 0 | 0 | 0.7 | |
| at Arkansas State | 1/2/10 | | 9 | 1-3 | .333 | 0-0 | .000 | 0-0 | .000 | 2 | 1 | 3 | 1.0 | 1 | 0 | 0 | 1 | 1 | 2 | 0.9 | |
| Totals | | | 0 | 28 | 3-5 | .600 | 0-0 | .000 | 0-2 | .000 | 5 | 2 | 7 | 1.0 | 3 | 1 | 2 | 2 | 1 | 6 | 0.9 |

Games played: 7
 Minutes/game: 4.0
 Points/game: 0.9
 FG Pct: 60.0
 FT Pct: 0.0

Rebounds/game: 1.0
 Assists/game: 0.1
 Turnovers/game: 0.3
 Assist/turnover ratio: 0.5
 Steals/game: 0.1
 Blocks/game: 0.3

20 COLLIN MANGRUM

6-4 • 190 • Jr. • G • 2L • Howe, Texas (Howe HS)

Started his last 3 games - giving him 4 career starts ... Posted 9 points in a career-high 27 minutes vs Texas Southern ... Career-high 2 assists at UALR ... Shooting 20-48 (41.7 percent) from the floor after entering '09-10 with 28.8 career shooting percentage (19-66) ... 12 points at Rice was second career double-digit game ... Went 2-2 for 5 points at Oklahoma State ... 2008-09: Exploded for career highs in points (19), field goals (7) and 3-pointers (5) in breakout game vs Middle Tennessee ... Missed all of 2007-08 and the final nine games of the 08-09 season after exacerbating chronic injuries.

CAREER HIGHS

Points: 19 vs. MTSU (12/31/08)
 FG Made: 7 vs. MTSU (12/31/08)
 3-FG Made: 5 vs. MTSU (12/31/08)
 FT Made: 4, last vs Jarvis (12/22/06)
 Assists: 2 vs. UALR (12/31/09)
 Rebounds: 4, last vs. ULL (2/7/09)
 Steals: 2, last vs. JSU (11/24/09)
 Blocks: 1, last vs. Rice (12/5/09)
 Minutes: 27 vs. TSU (12/28/09)



| Opponent | Date | gs | min | Total | | 3-Pointers | | Free throws | | Rebounds | | | | Other | | | | | pts | avg | |
|----------------------|----------|----|-----|--------|-------|------------|-------|-------------|-------|----------|-----|-----|-----|-------|----|-----|-----|-----|-----|-----|-----|
| | | | | fg-fga | pct | 3fg-fga | pct | ft-fa | pct | off | def | tot | avg | pf | a | t/o | blk | stl | | | |
| CAMERON | 11/13/09 | | 12 | 3-7 | .429 | 1-3 | .333 | 2-2 | 1.000 | 0 | 0 | 0 | 0.0 | 2 | 0 | 0 | 0 | 0 | 0 | 9 | 9.0 |
| at Oklahoma State | 11/21/09 | | 10 | 2-2 | 1.000 | 1-1 | 1.000 | 0-0 | .000 | 0 | 1 | 1 | 0.5 | 1 | 0 | 1 | 0 | 0 | 0 | 5 | 7.0 |
| JACKSON STATE | 11/24/09 | | 15 | 3-6 | .500 | 1-4 | .250 | 0-0 | .000 | 0 | 0 | 0 | 0.3 | 4 | 0 | 1 | 1 | 2 | 7 | 7.0 | |
| at Boise State | 11/28/09 | | 16 | 2-3 | .667 | 0-0 | .000 | 0-1 | .000 | 0 | 0 | 0 | 0.3 | 2 | 0 | 0 | 0 | 0 | 4 | 6.3 | |
| UNIVERSITY OF THE SO | 12/02/09 | | 15 | 2-3 | .667 | 1-2 | .500 | 2-2 | 1.000 | 0 | 1 | 1 | 0.4 | 4 | 1 | 0 | 1 | 1 | 7 | 6.4 | |
| at Rice | 12/05/09 | | 23 | 4-8 | .500 | 1-4 | .250 | 3-4 | .750 | 0 | 3 | 3 | 0.8 | 2 | 0 | 1 | 1 | 1 | 12 | 7.3 | |
| ULM | 12/13/09 | | 11 | 0-3 | .000 | 0-2 | .000 | 0-0 | .000 | 0 | 1 | 1 | 0.9 | 1 | 0 | 1 | 0 | 0 | 0 | 6.3 | |
| FIU | 12/20/09 | | 9 | 0-2 | .000 | 0-2 | .000 | 2-2 | 1.000 | 0 | 2 | 2 | 1.0 | 0 | 0 | 0 | 0 | 0 | 2 | 5.8 | |
| SOUTHEASTERN | 12/22/09 | | 9 | 0-1 | .000 | 0-1 | .000 | 0-0 | .000 | 0 | 0 | 0 | 0.9 | 2 | 0 | 0 | 0 | 0 | 0 | 5.1 | |
| TEXAS SOUTHERN | 12/28/09 | * | 27 | 3-6 | .500 | 0-1 | .000 | 3-3 | 1.000 | 0 | 3 | 3 | 1.1 | 0 | 0 | 3 | 0 | 1 | 9 | 5.5 | |
| at UALR | 12/31/09 | * | 17 | 1-4 | .250 | 1-4 | .250 | 0-0 | .000 | 0 | 2 | 2 | 1.2 | 2 | 2 | 0 | 0 | 0 | 3 | 5.3 | |
| at Arkansas State | 1/2/10 | * | 8 | 0-3 | .000 | 0-1 | .000 | 0-0 | .000 | 0 | 0 | 0 | 1.1 | 0 | 0 | 1 | 0 | 0 | 0 | 4.8 | |
| Totals | | | 3 | 172 | 20-48 | .417 | 6-25 | .240 | 12-14 | .857 | 0 | 13 | 13 | 1.1 | 20 | 3 | 8 | 3 | 5 | 58 | 4.8 |

Games played: 12
 Minutes/game: 14.3
 Points/game: 4.8
 FG Pct: 41.7
 3FG Pct: 24.0
 FT Pct: 85.7

Rebounds/game: 1.1
 Assists/game: 0.3
 Turnovers/game: 0.7
 Assist/turnover ratio: 0.4
 Steals/game: 0.4
 Blocks/game: 0.3

CAREER STATS

| Season | gp-gs | min/avg | Total | | 3-Point | | F-Throws | | Rebounds | | | | Scoring | | | | | | | |
|--------------|-------------|----------------|---------------|-------------|--------------|-------------|--------------|-------------|----------|-----------|-----------|------------|-----------|----------|-----------|-----------|----------|-----------|------------|------------|
| | | | fg-fga | pct | fg-fga | pct | ft-fa | pct | off | def | tot | avg | pf | fo | ast | to | blk | stl | pts | avg |
| 2006-07 | 21-0 | 129/6.1 | 10-31 | .323 | 3-17 | .176 | 10-12 | .833 | 6 | 15 | 21 | 1.0 | 16 | 0 | 5 | 9 | 2 | 7 | 33 | 1.6 |
| 2008-09 | 11-1 | 88/8.0 | 9-35 | .257 | 5-22 | .227 | 3-6 | .500 | 2 | 12 | 14 | 1.3 | 18 | 1 | 3 | 9 | 0 | 5 | 26 | 2.4 |
| 2009-10 | 12-3 | 172/14.3 | 20-48 | .417 | 6-25 | .240 | 12-14 | .857 | 0 | 13 | 13 | 1.1 | 20 | 0 | 3 | 8 | 3 | 5 | 58 | 4.8 |
| TOTAL | 44-4 | 389/8.8 | 39-114 | .342 | 14-64 | .219 | 25-32 | .781 | 8 | 40 | 48 | 1.1 | 54 | 1 | 11 | 26 | 5 | 17 | 117 | 2.7 |

21 SHANNON SHORTER

6-4 • 200 • Jr. • G • TR • Houston (Paris JC)

Tallied 7 assists in UALR win ... Tied career-high 11 points vs Texas Southern ... Snagged first career double-double vs. USW ... Started season opener vs Cameron ... racked up 11 points in the 2OT win over UTA ... 2008-09 Paris: Poured in 15.7 points per game and 9.0 rebounds per game in the Region XIV Tourney, earning an All-Tournament Team selection to go with his All-Conference bid ... Led the Dragons to a 25-6 record and a national top 10 ranking ... Shorter and Paris finished sixth nationally in defensive points allowed ... Averaged 9.9 points on 52.0 percent shooting and 5.1 rpg as a sophomore.

CAREER HIGHS

Points: 11, last vs. TSU (12/28/09)
 FG Made: 4 vs. USW (12/2/09)
 3-FG Made: 1 vs. OSU (11/21/09)
 FT Made: 7 vs. TSU (12/28/09)
 Assists: 7 vs. UALR (12/31/09)
 Rebounds: 10 vs. USW (12/2/09)
 Steals: 1, last vs. SLU (12/22/09)
 Blocks: -
 Minutes: 30 vs. UALR (12/31/09)



| Opponent | Date | gs | min | Total | | 3-Pointers | | Free throws | | Rebounds | | | | pf | a | t/o | blk | stl | pts | avg | |
|----------------------|----------|----|----------|------------|--------------|-------------|-------------|-------------|--------------|-------------|-----------|-----------|-----------|------------|-----------|-----------|-----------|----------|----------|-----------|------------|
| | | | | fg-fga | pct | 3fg-fga | pct | ft-fga | pct | off | def | tot | avg | | | | | | | | |
| CAMERON | 11/13/09 | * | 21 | 0-3 | .000 | 0-2 | .000 | 2-2 | 1.000 | 0 | 2 | 2 | 2.0 | 0 | 2 | 2 | 0 | 0 | 2 | 2.0 | |
| at UT Arlington | 11/18/09 | * | 28 | 3-8 | .375 | 0-2 | .000 | 5-7 | .714 | 2 | 2 | 4 | 3.0 | 3 | 2 | 1 | 0 | 1 | 11 | 6.5 | |
| at Oklahoma State | 11/21/09 | * | 17 | 2-5 | .400 | 1-1 | 1.000 | 2-2 | 1.000 | 2 | 2 | 4 | 3.3 | 3 | 1 | 2 | 0 | 1 | 7 | 6.7 | |
| JACKSON STATE | 11/24/09 | | 7 | 1-2 | .500 | 0-0 | .000 | 0-0 | .000 | 0 | 1 | 1 | 2.8 | 0 | 0 | 1 | 0 | 0 | 2 | 5.5 | |
| at Boise State | 11/28/09 | | 8 | 0-2 | .000 | 0-0 | .000 | 0-0 | .000 | 0 | 2 | 2 | 2.6 | 0 | 0 | 1 | 0 | 0 | 0 | 4.4 | |
| UNIVERSITY OF THE SO | 12/02/09 | | 21 | 4-5 | .800 | 0-0 | .000 | 3-7 | .429 | 4 | 6 | 10 | 3.8 | 1 | 2 | 0 | 0 | 0 | 11 | 5.5 | |
| at Rice | 12/05/09 | | 3 | 0-1 | .000 | 0-1 | .000 | 0-0 | .000 | 0 | 1 | 1 | 3.4 | 0 | 0 | 0 | 0 | 0 | 0 | 4.7 | |
| at Texas A&M | 12/07/09 | | 22 | 1-3 | .333 | 0-1 | .000 | 0-0 | .000 | 0 | 0 | 0 | 3.0 | 4 | 1 | 2 | 0 | 0 | 2 | 4.4 | |
| ULM | 12/13/09 | | 19 | 3-4 | .750 | 0-1 | .000 | 0-0 | .000 | 0 | 4 | 4 | 3.1 | 5 | 3 | 1 | 0 | 1 | 6 | 4.6 | |
| FIU | 12/20/09 | | 18 | 0-2 | .000 | 0-1 | .000 | 4-4 | 1.000 | 2 | 1 | 3 | 3.1 | 3 | 3 | 4 | 0 | 1 | 4 | 4.5 | |
| SOUTHEASTERN | 12/22/09 | | 20 | 1-3 | .333 | 0-1 | .000 | 0-0 | .000 | 0 | 3 | 3 | 3.1 | 1 | 2 | 1 | 0 | 1 | 2 | 4.3 | |
| TEXAS SOUTHERN | 12/28/09 | | 19 | 2-3 | .667 | 0-0 | .000 | 7-9 | .778 | 0 | 3 | 3 | 3.1 | 3 | 2 | 1 | 0 | 0 | 11 | 4.8 | |
| at UALR | 12/31/09 | | 30 | 2-6 | .333 | 0-1 | .000 | 4-5 | .800 | 3 | 1 | 4 | 3.2 | 2 | 7 | 1 | 0 | 0 | 8 | 5.1 | |
| at Arkansas State | 1/2/10 | | 20 | 3-6 | .500 | 0-2 | .000 | 0-1 | .000 | 0 | 4 | 4 | 3.2 | 1 | 0 | 2 | 0 | 0 | 6 | 5.1 | |
| Totals | | | 3 | 253 | 22-53 | .415 | 1-13 | .077 | 27-37 | .730 | 13 | 32 | 45 | 3.2 | 26 | 25 | 19 | 0 | 5 | 72 | 5.1 |

Games played: 14
 Minutes/game: 18.1
 Points/game: 5.1
 FG Pct: 41.5
 3FG Pct: 7.7
 FT Pct: 73.0

Rebounds/game: 3.2
 Assists/game: 1.8
 Turnovers/game: 1.4
 Assist/turnover ratio: 1.3
 Steals/game: 0.4


23 RICHARD THOMAS

6-5 • 190 • Jr. • G • TR • Rosedale, N.Y. (Garden City CC)

Held scoreless in back-to-back games after scoring at least 3 points in season's first 11 games ... Filled up the defensive stat sheet at Boise State and No. 16 Texas A&M with 2 steals and 1 block in both games ... Earned starting nod at OSU and had 5 points and 2 blocks ... Reached double-figures (12 pts) in first NT appearance in season opener ... 2008-09 Garden City: Named to the 2009 Region VI All-Tournament team at Garden City CC (Kan.) ... Represented the Broncbusters at the NJ-CAA All-Star Game, and scored 10 points.

CAREER HIGHS

Points: 12 vs. Cameron (11/13/09)
 FG Made: 3, last vs. FIU (12/20/09)
 3-FG Made: 2, last vs. FIU (12/20/09)
 FT Made: 4 vs. Cameron (11/13/09)
 Assists: 3, last vs. ULM (12/13/09)
 Rebounds: 4 vs. Texas A&M (12/7/09)
 Steals: 2, last vs. Texas A&M (12/7/09)
 Blocks: 2 vs. OSU (11/21/09)
 Minutes: 31, last vs. Texas A&M (12/7/09)



| Opponent | Date | gs | min | Total | | 3-Pointers | | Free throws | | Rebounds | | | | pf | a | t/o | blk | stl | pts | avg | |
|----------------------|----------|----|----------|------------|--------------|-------------|--------------|-------------|--------------|-------------|----------|-----------|-----------|------------|-----------|-----------|-----------|----------|----------|-----------|------------|
| | | | | fg-fga | pct | 3fg-fga | pct | ft-fa | pct | off | def | tot | avg | | | | | | | | |
| CAMERON | 11/13/09 | | 24 | 3-7 | .429 | 2-5 | .400 | 4-5 | .800 | 0 | 1 | 1 | 1.0 | 3 | 1 | 3 | 0 | 0 | 12 | 12.0 | |
| at UT Arlington | 11/18/09 | | 14 | 1-4 | .250 | 1-3 | .333 | 0-0 | .000 | 0 | 2 | 2 | 1.5 | 1 | 0 | 1 | 1 | 0 | 3 | 7.5 | |
| at Oklahoma State | 11/21/09 | * | 21 | 1-3 | .333 | 1-3 | .333 | 2-2 | 1.000 | 1 | 1 | 2 | 1.7 | 1 | 1 | 1 | 2 | 0 | 5 | 6.7 | |
| JACKSON STATE | 11/24/09 | * | 26 | 3-5 | .600 | 2-3 | .667 | 3-4 | .750 | 0 | 3 | 3 | 2.0 | 4 | 1 | 0 | 0 | 0 | 11 | 7.8 | |
| at Boise State | 11/28/09 | * | 31 | 3-11 | .273 | 1-6 | .167 | 0-0 | .000 | 1 | 1 | 2 | 2.0 | 2 | 2 | 6 | 1 | 2 | 7 | 7.6 | |
| UNIVERSITY OF THE SO | 12/02/09 | * | 19 | 3-5 | .600 | 2-3 | .667 | 0-0 | .000 | 0 | 2 | 2 | 2.0 | 2 | 1 | 3 | 0 | 0 | 8 | 7.7 | |
| at Rice | 12/05/09 | * | 11 | 1-4 | .250 | 1-4 | .250 | 0-0 | .000 | 1 | 0 | 1 | 1.9 | 4 | 0 | 1 | 0 | 0 | 3 | 7.0 | |
| at Texas A&M | 12/07/09 | * | 31 | 1-5 | .200 | 1-3 | .333 | 2-2 | 1.000 | 0 | 4 | 4 | 2.1 | 4 | 3 | 1 | 1 | 2 | 5 | 6.8 | |
| ULM | 12/13/09 | * | 23 | 3-6 | .500 | 0-1 | .000 | 3-4 | .750 | 1 | 1 | 2 | 2.1 | 3 | 3 | 3 | 0 | 0 | 9 | 7.0 | |
| FIU | 12/20/09 | * | 25 | 3-6 | .500 | 2-5 | .400 | 2-3 | .667 | 1 | 2 | 3 | 2.2 | 5 | 0 | 2 | 0 | 1 | 10 | 7.3 | |
| SOUTHEASTERN | 12/22/09 | * | 20 | 2-8 | .250 | 0-3 | .000 | 3-3 | 1.000 | 0 | 5 | 5 | 2.5 | 1 | 1 | 1 | 0 | 1 | 7 | 7.3 | |
| TEXAS SOUTHERN | 12/28/09 | | 4 | 0-1 | .000 | 0-1 | .000 | 0-2 | .000 | 0 | 2 | 2 | 2.4 | 0 | 1 | 1 | 0 | 1 | 0 | 6.7 | |
| at UALR | 12/31/09 | | 6 | 0-1 | .000 | 0-1 | .000 | 0-0 | .000 | 0 | 1 | 1 | 2.3 | 0 | 0 | 1 | 1 | 0 | 0 | 6.2 | |
| Totals | | | 9 | 255 | 24-66 | .364 | 13-41 | .317 | 19-25 | .760 | 5 | 25 | 30 | 2.3 | 30 | 14 | 24 | 6 | 7 | 80 | 6.2 |

Games played: 13
 Minutes/game: 19.6
 Points/game: 6.2
 FG Pct: 36.4
 3FG Pct: 31.7
 FT Pct: 76.0

Rebounds/game: 2.3
 Assists/game: 1.1
 Turnovers/game: 1.8
 Assist/turnover ratio: 0.6
 Steals/game: 0.5
 Blocks/game: 0.5


25 ERIC TRAMIEL

6-7 • 230 • Sr. • F • 1L • Shreveport, La. (Paris JC)

Will be a game time decision after leaving Texas Southern game with a wrist injury ... Ranks 4th in school history with a 55.9 career FG% ... 19 points and 8 rebounds vs SLU ... Bullied OSU for 16 pts on 7-of-14 shooting, and No. 16 Texas A&M for 17 pts on 6-of-11 ... 20th career double-digit scoring performance in season opener ... Career-high 3 steals vs ULM ... Preseason First Team All-Sun Belt ... 2008-09: Earned Third Team All-Sun Belt honors ... Shot 57.9% in 08-09, which leads all SBC newcomers and ranked 3rd in the league.

CAREER HIGHS

Points: 22 vs. FIU (1/22/09)
 FG Made: 9 vs. UALR (1/08/09)
 3-FG Made: 2, last vs. Rice (12/5/09)
 FT Made: 13 vs. FAU (3/4/09)
 Assists: 3, last vs. ASU (2/26/09)
 Rebounds: 15 vs. FIU (1/22/09)
 Steals: 3 vs. ULM (12/13/09)
 Blocks: 4 vs. SHSU (11/20/08)
 Minutes: 39 vs. FIU (12/20/09)



| Opponent | Date | gs | min | Total | | 3-Pointers | | Free throws | | Rebounds | | | | pf | a | t/o | blk | stl | pts | avg | |
|-------------------|----------|----|-----|--------|-------|------------|------|-------------|-------|----------|-----|-----|-----|-----|----|-----|-----|-----|-----|------|------|
| | | | | fg-fga | pct | 3fg-fga | pct | ft-fga | pct | off | def | tot | avg | | | | | | | | |
| CAMERON | 11/13/09 | * | 29 | 3-7 | .429 | 0-1 | .000 | 5-8 | .625 | 4 | 3 | 7 | 7.0 | 3 | 2 | 3 | 0 | 0 | 11 | 11.0 | |
| at UT Arlington | 11/18/09 | * | 20 | 1-3 | .333 | 0-1 | .000 | 3-3 | 1.000 | 0 | 3 | 3 | 5.0 | 5 | 0 | 0 | 0 | 1 | 5 | 8.0 | |
| at Oklahoma State | 11/21/09 | * | 32 | 7-14 | .500 | 1-3 | .333 | 1-1 | 1.000 | 0 | 3 | 3 | 4.3 | 5 | 0 | 0 | 1 | 0 | 16 | 10.7 | |
| JACKSON STATE | 11/24/09 | * | 29 | 6-9 | .667 | 0-1 | .000 | 3-5 | .600 | 1 | 4 | 5 | 4.5 | 5 | 0 | 3 | 2 | 1 | 15 | 11.8 | |
| at Boise State | 11/28/09 | * | 33 | 5-8 | .625 | 2-3 | .667 | 2-5 | .400 | 0 | 4 | 4 | 4.4 | 3 | 1 | 2 | 1 | 1 | 14 | 12.2 | |
| at Rice | 12/05/09 | * | 34 | 3-10 | .300 | 2-5 | .400 | 2-4 | .500 | 2 | 5 | 7 | 4.8 | 3 | 1 | 3 | 0 | 0 | 10 | 11.8 | |
| at Texas A&M | 12/07/09 | * | 31 | 6-11 | .545 | 1-4 | .250 | 4-7 | .571 | 2 | 4 | 6 | 5.0 | 5 | 2 | 2 | 1 | 2 | 17 | 12.6 | |
| ULM | 12/13/09 | * | 28 | 7-9 | .778 | 0-0 | .000 | 2-4 | .500 | 2 | 3 | 5 | 5.0 | 2 | 0 | 2 | 1 | 3 | 16 | 13.0 | |
| FIU | 12/20/09 | * | 39 | 0-5 | .000 | 0-2 | .000 | 0-3 | .000 | 2 | 3 | 5 | 5.0 | 1 | 1 | 1 | 1 | 0 | 0 | 11.6 | |
| SOUTHEASTERN | 12/22/09 | * | 33 | 6-10 | .600 | 0-1 | .000 | 7-9 | .778 | 3 | 5 | 8 | 5.3 | 1 | 0 | 3 | 1 | 0 | 19 | 12.3 | |
| TEXAS SOUTHERN | 12/28/09 | * | 3 | 0-1 | .000 | 0-0 | .000 | 0-0 | .000 | 0 | 1 | 1 | 4.9 | 0 | 1 | 0 | 0 | 0 | 0 | 11.2 | |
| Totals | | | 11 | 311 | 44-87 | .506 | 6-21 | .286 | 29-49 | .592 | 16 | 38 | 54 | 4.9 | 33 | 8 | 19 | 8 | 8 | 123 | 11.2 |

Games played: 11
 Minutes/game: 28.3
 Points/game: 11.2
 FG Pct: 50.6
 3FG Pct: 28.6
 FT Pct: 59.2

Rebounds/game: 4.9
 Assists/game: 0.7
 Turnovers/game: 1.7
 Assist/turnover ratio: 0.4
 Steals/game: 0.7
 Blocks/game: 0.7

CAREER STATS

| Season | gp-gs | min/avg | Total | | 3-Point | | F-Throws | | Rebounds | | | | Scoring | | | | | | | |
|--------------|--------------|------------------|----------------|-------------|--------------|-------------|----------------|-------------|-----------|------------|------------|------------|------------|----------|-----------|-----------|-----------|-----------|------------|-------------|
| | | | fg-fga | pct | fg-fga | pct | ft-fga | pct | off | def | tot | avg | pf | fo | ast | to | blk | stl | pts | avg |
| 2008-09 | 32-19 | 784/24.5 | 132-228 | .579 | 4-10 | .400 | 116-179 | .648 | 74 | 138 | 212 | 6.6 | 86 | 3 | 26 | 50 | 21 | 13 | 384 | 12.0 |
| 2009-10 | 11-11 | 311/28.3 | 44-87 | .506 | 6-21 | .286 | 29-49 | .592 | 16 | 38 | 54 | 4.9 | 33 | 4 | 8 | 19 | 8 | 8 | 123 | 11.2 |
| TOTAL | 43-30 | 1095/25.5 | 176-315 | .559 | 10-31 | .323 | 145-228 | .636 | 90 | 176 | 266 | 6.2 | 119 | 7 | 34 | 69 | 29 | 21 | 507 | 11.8 |

30 JACOB HOLMEN

6-8 • 220 • Fr. • F • HS • Whitehouse, Texas (Whitehouse HS)

Hit game-winning 15-footer with 3 seconds remaining vs Texas Southern ... 5-8 from the floor for 11 points in UALR win ... 83.3 FT% is among team leaders ... Posted a block and a 3-pointer in 9 minutes at No. 16 Texas A&M ... Only Josh White has topped Holmen's 17 pts vs USW ... 7 rebounds vs FIU ... Hit first career 3-pointer at Boise State ... Team's leading rebounder at OSU with 8 boards ... Breakout game vs. UTA with 14 pts in 29 minutes ... High School: Was the District 11-4A Defensive POY ... A First-Team All-East Texas selection by the Tyler Morning Telegraph in 2008 and All-East Texas MVP in 2009.

CAREER HIGHS

Points: 17 vs. USW (12/2/09)
 FG Made: 6, last vs. USW (12/2/09)
 3-FG Made: 1, last vs. ASU (1/2/10)
 FT Made: 5 vs. USW (12/2/09)
 Assists: 2 vs. Cameron (11/13/09)
 Rebounds: 8 vs. OSU (11/21/09)
 Steals: 1, last vs. TSU (12/28/09)
 Blocks: 1, last vs. SLU (12/22/09)
 Minutes: 31 vs. UALR (12/31/09)



| Opponent | Date | gs | min | Total | | 3-Pointers | | Free throws | | Rebounds | | | | pf | a | t/o | blk | stl | pts | avg | |
|----------------------|----------|----|----------|------------|--------------|-------------|-------------|-------------|--------------|-------------|-----------|-----------|-----------|------------|-----------|----------|----------|----------|----------|-----------|------------|
| | | | | fg-fga | pct | 3fg-fga | pct | ft-fa | pct | off | def | tot | avg | | | | | | | | |
| CAMERON | 11/13/09 | | 16 | 2-5 | .400 | 0-1 | .000 | 0-0 | .000 | 1 | 1 | 2 | 2.0 | 1 | 2 | 0 | 0 | 0 | 4 | 4.0 | |
| at UT Arlington | 11/18/09 | | 29 | 6-12 | .500 | 0-2 | .000 | 2-4 | .500 | 1 | 3 | 4 | 3.0 | 4 | 0 | 0 | 1 | 0 | 14 | 9.0 | |
| at Oklahoma State | 11/21/09 | | 13 | 3-8 | .375 | 0-2 | .000 | 0-1 | .000 | 3 | 5 | 8 | 4.7 | 2 | 1 | 0 | 0 | 1 | 6 | 8.0 | |
| JACKSON STATE | 11/24/09 | | 11 | 1-1 | 1.000 | 0-0 | .000 | 4-4 | 1.000 | 0 | 1 | 1 | 3.8 | 0 | 0 | 0 | 0 | 0 | 6 | 7.5 | |
| at Boise State | 11/28/09 | | 7 | 3-5 | .600 | 1-1 | 1.000 | 0-0 | .000 | 0 | 1 | 1 | 3.2 | 1 | 0 | 0 | 0 | 0 | 7 | 7.4 | |
| UNIVERSITY OF THE SO | 12/02/09 | * | 22 | 6-10 | .600 | 0-1 | .000 | 5-5 | 1.000 | 1 | 1 | 2 | 3.0 | 2 | 1 | 1 | 0 | 1 | 17 | 9.0 | |
| at Rice | 12/05/09 | * | 11 | 1-6 | .167 | 0-0 | .000 | 0-0 | .000 | 2 | 1 | 3 | 3.0 | 0 | 0 | 0 | 0 | 0 | 2 | 8.0 | |
| at Texas A&M | 12/07/09 | | 9 | 1-4 | .250 | 1-2 | .500 | 0-0 | .000 | 1 | 0 | 1 | 2.8 | 0 | 0 | 0 | 1 | 0 | 3 | 7.4 | |
| ULM | 12/13/09 | | 6 | 0-2 | .000 | 0-1 | .000 | 0-0 | .000 | 0 | 2 | 2 | 2.7 | 2 | 0 | 2 | 0 | 1 | 0 | 6.6 | |
| FIU | 12/20/09 | | 15 | 1-5 | .200 | 0-1 | .000 | 0-0 | .000 | 3 | 4 | 7 | 3.1 | 0 | 0 | 1 | 0 | 0 | 2 | 6.1 | |
| SOUTHEASTERN | 12/22/09 | | 11 | 1-2 | .500 | 0-1 | .000 | 0-0 | .000 | 0 | 1 | 1 | 2.9 | 3 | 0 | 1 | 1 | 0 | 2 | 5.7 | |
| TEXAS SOUTHERN | 12/28/09 | | 30 | 5-7 | .714 | 0-0 | .000 | 2-2 | 1.000 | 0 | 2 | 2 | 2.8 | 0 | 1 | 2 | 0 | 1 | 12 | 6.3 | |
| at UALR | 12/31/09 | * | 31 | 5-8 | .625 | 0-1 | .000 | 1-1 | 1.000 | 0 | 2 | 2 | 2.8 | 5 | 1 | 1 | 0 | 0 | 11 | 6.6 | |
| at Arkansas State | 1/2/10 | * | 24 | 3-7 | .429 | 1-3 | .333 | 1-1 | 1.000 | 0 | 3 | 3 | 2.8 | 3 | 0 | 1 | 0 | 0 | 8 | 6.7 | |
| Totals | | | 4 | 235 | 38-82 | .463 | 3-16 | .188 | 15-18 | .833 | 12 | 27 | 39 | 2.8 | 23 | 6 | 9 | 3 | 4 | 94 | 6.7 |

Games played: 14
 Minutes/game: 16.8
 Points/game: 6.7
 FG Pct: 46.3
 3FG Pct: 18.8
 FT Pct: 83.3

Rebounds/game: 2.8
 Assists/game: 0.4
 Turnovers/game: 0.6
 Assist/turnover ratio: 0.7
 Steals/game: 0.3
 Blocks/game: 0.2

33 TYLER HALL

6-2 • 175 • So. • G • HS • Pampa, Texas (Pampa HS)

4 pts in 3 minutes vs. USW ... Recorded a steal in 1 minute of play vs Cameron ... High School: A multi-sport standout at Pampa High School, Hall averaged 22 points, 6 rebounds and 5 assists per game as a senior ... Was named an all-district performer in each of his last two seasons, and was once named to the all-region team ... Scored a career-high double-double with 42 points and 11 rebounds in a single game ... Also lettered in track, where he qualified for regionals in the long jump ... Participated in the Faith 7 Texas vs. Oklahoma All-Star game ... Has two brothers, Brodie and Clayton ... Born on August 29, 1988 to Kitty and Terry Hall.

CAREER HIGHS

Points: 4 vs. USW (12/2/09)
 FG Made: 1 vs. USW (12/2/09)
 3-FG Made: -
 FT Made: 2 vs. USW (12/2/09)
 Assists: 1 vs. USW (12/2/09)
 Rebounds: -
 Steals: 1 vs. Cameron (11/13/09)
 Blocks: -
 Minutes: 3 vs. USW (12/2/09)



| Opponent | Date | gs | min | Total | | 3-Pointers | | Free throws | | Rebounds | | | | pf | a | t/o | blk | stl | pts | avg | |
|----------------------|----------|----|-----|--------|-------|------------|------|-------------|-------|----------|-----|-----|-----|-----|---|-----|-----|-----|-----|-----|-----|
| | | | | fg-fga | pct | 3fg-fga | pct | ft-fa | pct | off | def | tot | avg | | | | | | | | |
| CAMERON | 11/13/09 | | 1 | 0-1 | .000 | 0-0 | .000 | 0-0 | .000 | 0 | 0 | 0 | 0.0 | 0 | 0 | 0 | 0 | 1 | 0 | 0.0 | |
| UNIVERSITY OF THE SO | 12/02/09 | | 3 | 1-1 | 1.000 | 0-0 | .000 | 2-2 | 1.000 | 0 | 0 | 0 | 0.0 | 0 | 1 | 0 | 0 | 0 | 4 | 2.0 | |
| Totals | | | 0 | 4 | 1-2 | .500 | 0-0 | .000 | 2-2 | 1.000 | 0 | 0 | 0 | 0.0 | 0 | 1 | 0 | 0 | 1 | 4 | 2.0 |

Games played: 2
 Minutes/game: 2.0
 Points/game: 2.0
 FG Pct: 50.0
 FT Pct: 100.0

Assists/game: 0.5
 Assist/turnover ratio: 99.9
 Steals/game: 0.5

42 CAMERON SPENCER

6-7 • 264 • Jr. • F • SQ • Orange, Texas (Southern Methodist)

Hit a key bucket in the win over UALR ... Career high 2 assists and a block vs ULM ... Solid 5 pts on 2-3 shooting vs. USW ... Game and career-high 8 rebounds at Boise State ... Tallied a jumper and a block vs. Jackson State ... Scored a bucket vs Cameron in his first action at NT ... Sat out the 2008-09 season due to NCAA transfer rules ... At SMU he played in 41 games over two years, hitting 53.6 percent from the floor ... Was the first signee for SMU head coach Matt Doherty ... He also tallied 6 blocks and 6 steals to go with 5 assists and 9-of-17 (52.9 percent) shooting on the year.

CAREER HIGHS

Points: 5 vs. USW (12/2/09)
 FG Made: 2 vs. USW (12/2/09)
 3-FG Made: -
 FT Made: 1 vs. USW (12/2/09)
 Assists: 2 vs. ULM (12/13/09)
 Rebounds: 8 vs. Boise St. (11/28/09)
 Steals: 1, last vs. ULM (12/13/09)
 Blocks: 1, last vs. Boise St. (11/28/09)
 Minutes: 19 vs. Boise St. (11/28/09)



| Opponent | Date | gs | min | Total | | 3-Pointers | | Free throws | | Rebounds | | | | pf | a | t/o | blk | stl | pts | avg | |
|----------------------|----------|----|-----|--------|-------|------------|------|-------------|------|----------|-----|-----|-----|-----|---|-----|-----|-----|-----|-----|-----|
| | | | | fg-fga | pct | 3fg-fga | pct | ft-fa | pct | off | def | tot | avg | | | | | | | | |
| CAMERON | 11/13/09 | | 5 | 1-2 | .500 | 0-0 | .000 | 0-0 | .000 | 1 | 0 | 1 | 1.0 | 0 | 1 | 0 | 0 | 0 | 2 | 2.0 | |
| at UT Arlington | 11/18/09 | | 6 | 0-0 | .000 | 0-0 | .000 | 0-0 | .000 | 0 | 1 | 1 | 1.0 | 0 | 0 | 2 | 0 | 0 | 0 | 1.0 | |
| at Oklahoma State | 11/21/09 | | 1 | 0-1 | .000 | 0-0 | .000 | 0-0 | .000 | 0 | 0 | 0 | 0.7 | 1 | 0 | 0 | 0 | 0 | 0 | 0.7 | |
| JACKSON STATE | 11/24/09 | | 3 | 1-2 | .500 | 0-0 | .000 | 0-0 | .000 | 0 | 1 | 1 | 0.8 | 0 | 0 | 0 | 1 | 0 | 2 | 1.0 | |
| at Boise State | 11/28/09 | | 19 | 1-2 | .500 | 0-0 | .000 | 0-0 | .000 | 3 | 5 | 8 | 2.2 | 0 | 1 | 1 | 1 | 0 | 2 | 1.2 | |
| UNIVERSITY OF THE SO | 12/02/09 | | 14 | 2-3 | .667 | 0-0 | .000 | 1-2 | .500 | 1 | 3 | 4 | 2.5 | 0 | 0 | 0 | 0 | 1 | 5 | 1.8 | |
| at Rice | 12/05/09 | | 6 | 0-0 | .000 | 0-0 | .000 | 0-0 | .000 | 0 | 1 | 1 | 2.3 | 0 | 0 | 0 | 0 | 0 | 0 | 1.6 | |
| at Texas A&M | 12/07/09 | | 6 | 1-2 | .500 | 0-0 | .000 | 0-0 | .000 | 1 | 2 | 3 | 2.4 | 3 | 0 | 0 | 0 | 1 | 2 | 1.6 | |
| ULM | 12/13/09 | | 6 | 0-0 | .000 | 0-0 | .000 | 0-0 | .000 | 0 | 1 | 1 | 2.2 | 2 | 2 | 0 | 0 | 1 | 0 | 1.4 | |
| TEXAS SOUTHERN | 12/28/09 | | 2 | 0-0 | .000 | 0-0 | .000 | 0-0 | .000 | 0 | 0 | 0 | 2.0 | 1 | 0 | 0 | 0 | 0 | 0 | 1.3 | |
| at UALR | 12/31/09 | | 9 | 1-1 | 1.000 | 0-0 | .000 | 0-0 | .000 | 0 | 1 | 1 | 1.9 | 0 | 0 | 0 | 0 | 0 | 2 | 1.4 | |
| at Arkansas State | 1/2/10 | | 16 | 1-3 | .333 | 0-0 | .000 | 0-0 | .000 | 2 | 5 | 7 | 2.3 | 0 | 0 | 1 | 0 | 0 | 2 | 1.4 | |
| Totals | | | 0 | 93 | 8-16 | .500 | 0-0 | .000 | 1-2 | .500 | 8 | 20 | 28 | 2.3 | 7 | 4 | 4 | 2 | 3 | 17 | 1.4 |

Games played: 12
 Minutes/game: 7.8
 Points/game: 1.4
 FG Pct: 50.0
 FT Pct: 50.0

Rebounds/game: 2.3
 Assists/game: 0.3
 Turnovers/game: 0.3
 Assist/turnover ratio: 1.0
 Steals/game: 0.3
 Blocks/game: 0.2

NORTH TEXAS vs. LOUISIANA-LAFAYETTE

9-5 OVERALL, 2-2 SUN BELT WEST

2009-10 SEASON STATS TEAM/INDIVIDUAL

| RECORD: | OVERALL | HOME | AWAY | NEUTRAL |
|----------------|---------|------|------|---------|
| ALL GAMES | 9-5 | 6-1 | 3-4 | 0-0 |
| CONFERENCE | 2-2 | 1-1 | 1-1 | 0-0 |
| NON-CONFERENCE | 7-3 | 5-0 | 2-3 | 0-0 |

| # | Player | gp-gs | min | avg | Total | | 3-Point | | F-Throw | | Rebounds | | | | pf | dq | a | to | blk | stl | pts | avg |
|----------------|--------------------|-------|------|------|---------|------|---------|------|---------|-------|----------|-----|-----|------|-----|----|-----|-----|-----|-----|------|------|
| | | | | | fg-fga | fg% | 3fg-fga | 3fg% | ft-fa | ft% | off | def | tot | avg | | | | | | | | |
| 10 | White, Josh | 14-14 | 507 | 36.2 | 62-131 | .473 | 26-58 | .448 | 60-75 | .800 | 9 | 25 | 34 | 2.4 | 18 | 0 | 60 | 43 | 0 | 4 | 210 | 15.0 |
| 14 | Thompson, Tristan | 14-13 | 374 | 26.7 | 55-126 | .437 | 27-59 | .458 | 40-52 | .769 | 12 | 35 | 47 | 3.4 | 25 | 0 | 23 | 25 | 0 | 6 | 177 | 12.6 |
| 25 | Tramiel, Eric | 11-11 | 311 | 28.3 | 44-87 | .506 | 6-21 | .286 | 29-49 | .592 | 16 | 38 | 54 | 4.9 | 33 | 4 | 8 | 19 | 8 | 8 | 123 | 11.2 |
| 04 | Odufuwa, George | 14-13 | 436 | 31.1 | 52-90 | .578 | 0-0 | .000 | 44-69 | .638 | 47 | 86 | 133 | 9.5 | 39 | 1 | 18 | 36 | 18 | 11 | 148 | 10.6 |
| 01 | Johnson, Dominique | 4-0 | 60 | 15.0 | 8-19 | .421 | 3-8 | .375 | 8-10 | .800 | 0 | 7 | 7 | 1.8 | 6 | 0 | 9 | 4 | 1 | 3 | 27 | 6.8 |
| 30 | Holmen, Jacob | 14-4 | 235 | 16.8 | 38-82 | .463 | 3-16 | .188 | 15-18 | .833 | 12 | 27 | 39 | 2.8 | 23 | 1 | 6 | 9 | 3 | 4 | 94 | 6.7 |
| 23 | Thomas, Richard | 13-9 | 255 | 19.6 | 24-66 | .364 | 13-41 | .317 | 19-25 | .760 | 5 | 25 | 30 | 2.3 | 30 | 1 | 14 | 24 | 6 | 7 | 80 | 6.2 |
| 21 | Shorter, Shannon | 14-3 | 253 | 18.1 | 22-53 | .415 | 1-13 | .077 | 27-37 | .730 | 13 | 32 | 45 | 3.2 | 26 | 1 | 25 | 19 | 0 | 5 | 72 | 5.1 |
| 20 | Mangrum, Collin | 12-3 | 172 | 14.3 | 20-48 | .417 | 6-25 | .240 | 12-14 | .857 | 0 | 13 | 13 | 1.1 | 20 | 0 | 3 | 8 | 3 | 5 | 58 | 4.8 |
| 12 | Goff, Nick | 2-0 | 4 | 2.0 | 1-2 | .500 | 0-0 | .000 | 2-2 | 1.000 | 1 | 1 | 2 | 1.0 | 0 | 0 | 1 | 1 | 0 | 0 | 4 | 2.0 |
| 33 | Hall, Tyler | 2-0 | 4 | 2.0 | 1-2 | .500 | 0-0 | .000 | 2-2 | 1.000 | 0 | 0 | 0 | 0.0 | 0 | 0 | 1 | 0 | 0 | 1 | 4 | 2.0 |
| 03 | Williams, Alzee | 14-0 | 138 | 9.9 | 6-31 | .194 | 1-17 | .059 | 7-10 | .700 | 1 | 9 | 10 | 0.7 | 13 | 0 | 3 | 9 | 3 | 4 | 20 | 1.4 |
| 42 | Spencer, Cameron | 12-0 | 93 | 7.8 | 8-16 | .500 | 0-0 | .000 | 1-2 | .500 | 8 | 20 | 28 | 2.3 | 7 | 0 | 4 | 4 | 2 | 3 | 17 | 1.4 |
| 15 | Knox, Ben | 7-0 | 28 | 4.0 | 3-5 | .600 | 0-0 | .000 | 0-2 | .000 | 5 | 2 | 7 | 1.0 | 3 | 0 | 1 | 2 | 2 | 1 | 6 | 0.9 |
| 11 | Matlock, Antwone | 2-0 | 5 | 2.5 | 0-3 | .000 | 0-3 | .000 | 0-0 | .000 | 0 | 1 | 1 | 0.5 | 1 | 0 | 0 | 0 | 0 | 0 | 0 | 0.0 |
| Team | | | | | | | | | | | 21 | 30 | 51 | | | | 3 | | | | | |
| Total..... | | 14 | 2875 | | 344-761 | .452 | 86-261 | .330 | 266-367 | .725 | 150 | 351 | 501 | 35.8 | 244 | 8 | 176 | 206 | 46 | 62 | 1040 | 74.3 |
| Opponents..... | | 14 | 2876 | | 372-855 | .435 | 72-231 | .312 | 184-255 | .722 | 172 | 326 | 498 | 35.6 | 306 | - | 159 | 185 | 56 | 90 | 1000 | 71.4 |

| TEAM STATISTICS | NT | OPP | Date | Opponent | Score | Att. |
|------------------------|---------|---------|------------|-----------------------------|------------|-------|
| SCORING | 1040 | 1000 | 11/13/09 | CAMERON | W 80-62 | 1524 |
| Points per game | 74.3 | 71.4 | 11/18/09 | at UT Arlington | Wo2 101-99 | 1404 |
| Scoring margin | +2.9 | - | 11/21/09 | at Oklahoma State | L 68-82 | 10888 |
| FIELD GOALS-ATT | 344-761 | 372-855 | 11/24/09 | JACKSON STATE | W 68-58 | 2164 |
| Field goal pct | .452 | .435 | 11/28/09 | at Boise State | L 73-79 | 2650 |
| 3 POINT FG-ATT | 86-261 | 72-231 | 12/02/09 | UNIVERSITY OF THE SOUTHWEST | W 91-62 | 1677 |
| 3-point FG pct | .330 | .312 | 12/05/09 | at Rice | W 64-62 | 1490 |
| 3-pt FG made per game | 6.1 | 5.1 | 12/07/09 | at Texas A&M | L 65-75 | 6366 |
| FREE THROWS-ATT | 266-367 | 184-255 | * 12/13/09 | ULM | W 79-62 | 1412 |
| Free throw pct | .725 | .722 | * 12/20/09 | FIU | Lot 70-80 | 2327 |
| F-Throws made per game | 19.0 | 13.1 | 12/22/09 | SOUTHEASTERN | W 71-61 | 1319 |
| REBOUNDS | 501 | 498 | 12/28/09 | TEXAS SOUTHERN | W 71-69 | 1768 |
| Rebounds per game | 35.8 | 35.6 | * 12/31/09 | at UALR | W 83-78 | 3009 |
| Rebounding margin | +0.2 | - | * 1/2/10 | at Arkansas State | L 56-71 | 2381 |
| ASSISTS | 176 | 159 | | | | |
| Assists per game | 12.6 | 11.4 | | | | |
| TURNOVERS | 206 | 185 | | | | |
| Turnovers per game | 14.7 | 13.2 | | | | |
| Turnover margin | -1.5 | - | | | | |
| Assist/turnover ratio | 0.9 | 0.9 | | | | |
| STEALS | 62 | 90 | | | | |
| Steals per game | 4.4 | 6.4 | | | | |
| BLOCKS | 46 | 56 | | | | |
| Blocks per game | 3.3 | 4.0 | | | | |
| ATTENDANCE | 12191 | 28188 | | | | |
| Home games-Avg/Game | 7-1742 | 7-4027 | | | | |
| Neutral site-Avg/Game | - | 0-0 | | | | |

* - Conference game

| Score by Periods | 1st | 2nd | OT | OT2 | Totals |
|------------------|-----|-----|----|-----|--------|
| North Texas | 487 | 531 | 15 | 7 | 1040 |
| Opponents | 472 | 498 | 25 | 5 | 1000 |

NORTH TEXAS vs. LOUISIANA-LAFAYETTE

9-5 OVERALL, 2-2 SUN BELT WEST

2009-10 SEASON STATS TEAM GAME-BY-GAME

| Opponent | Date | Score | | Total | | 3-Pointers | | Free throws | | Rebounds | | | | pf | a | t/o | blk | stl | pts | avg |
|----------------------|----------|--------|-----|---------|------|------------|------|-------------|------|----------|-----|-----|------|-----|-----|-----|-----|-----|------|------|
| | | | | fg-fga | pct | 3fg-fga | pct | ft-fa | pct | off | def | tot | avg | | | | | | | |
| CAMERON | 11/13/09 | 80-62 | W | 24-57 | .421 | 8-22 | .364 | 24-33 | .727 | 17 | 33 | 50 | 50.0 | 14 | 13 | 15 | 2 | 2 | 80 | 80.0 |
| at UT Arlington | 11/18/09 | 101-99 | Wot | 27-57 | .474 | 3-15 | .200 | 44-57 | .772 | 10 | 36 | 46 | 48.0 | 27 | 13 | 22 | 5 | 7 | 101 | 90.5 |
| at Oklahoma State | 11/21/09 | 68-82 | L | 24-58 | .414 | 5-16 | .313 | 15-18 | .833 | 12 | 24 | 36 | 44.0 | 19 | 11 | 13 | 4 | 2 | 68 | 83.0 |
| JACKSON STATE | 11/24/09 | 68-58 | W | 22-50 | .440 | 4-14 | .286 | 20-28 | .714 | 6 | 30 | 36 | 42.0 | 20 | 10 | 14 | 7 | 6 | 68 | 79.2 |
| at Boise State | 11/28/09 | 73-79 | L | 29-62 | .468 | 9-22 | .409 | 6-12 | .500 | 11 | 24 | 35 | 40.6 | 14 | 15 | 18 | 3 | 3 | 73 | 78.0 |
| UNIVERSITY OF THE SO | 12/02/09 | 91-62 | W | 33-59 | .559 | 8-19 | .421 | 17-24 | .708 | 12 | 29 | 41 | 40.7 | 16 | 14 | 11 | 2 | 7 | 91 | 80.2 |
| at Rice | 12/05/09 | 64-62 | W | 18-48 | .375 | 8-22 | .364 | 20-26 | .769 | 7 | 26 | 33 | 39.6 | 16 | 8 | 12 | 1 | 3 | 64 | 77.9 |
| at Texas A&M | 12/07/09 | 65-75 | L | 23-54 | .426 | 4-16 | .250 | 15-22 | .682 | 14 | 17 | 31 | 38.5 | 21 | 14 | 14 | 4 | 7 | 65 | 76.2 |
| ULM | 12/13/09 | 79-62 | W | 28-49 | .571 | 8-15 | .533 | 15-25 | .600 | 10 | 23 | 33 | 37.9 | 21 | 17 | 18 | 4 | 7 | 79 | 76.6 |
| FIU | 12/20/09 | 70-80 | Lot | 21-58 | .362 | 10-30 | .333 | 18-30 | .600 | 16 | 22 | 38 | 37.9 | 19 | 9 | 14 | 6 | 3 | 70 | 75.9 |
| SOUTHEASTERN | 12/22/09 | 71-61 | W | 24-53 | .453 | 3-17 | .176 | 20-24 | .833 | 7 | 24 | 31 | 37.3 | 15 | 7 | 12 | 4 | 6 | 71 | 75.5 |
| TEXAS SOUTHERN | 12/28/09 | 71-69 | W | 23-45 | .511 | 4-13 | .308 | 21-27 | .778 | 5 | 22 | 27 | 36.4 | 13 | 12 | 15 | 0 | 5 | 71 | 75.1 |
| at UALR | 12/31/09 | 83-78 | W | 29-54 | .537 | 9-24 | .375 | 16-22 | .727 | 8 | 19 | 27 | 35.7 | 16 | 23 | 12 | 2 | 1 | 83 | 75.7 |
| at Arkansas State | 1/2/10 | 56-71 | L | 19-57 | .333 | 3-16 | .188 | 15-19 | .789 | 15 | 22 | 37 | 35.8 | 13 | 10 | 16 | 2 | 3 | 56 | 74.3 |
| North Texas | | 1040 | | 344-761 | .452 | 86-261 | .330 | 266-367 | .725 | 150 | 351 | 501 | 35.8 | 244 | 176 | 206 | 46 | 62 | 1040 | 74.3 |
| Opponents | | 1000 | | 372-855 | .435 | 72-231 | .312 | 184-255 | .722 | 172 | 326 | 498 | 35.6 | 306 | 159 | 185 | 56 | 90 | 1000 | 71.4 |

Games played: 14
 Points/game: 74.3
 FG Pct: 45.2
 3FG Pct: 33.0
 FT Pct: 72.5

Rebounds/game: 35.8
 Assists/game: 12.6
 Turnovers/game: 14.7
 Assist/turnover ratio: 0.9
 Steals/game: 4.4
 Blocks/game: 3.3

NORTH TEXAS vs. LOUISIANA-LAFAYETTE

9-5 OVERALL, 2-2 SUN BELT WEST



CAMERON 62 at NORTH TEXAS 80
The Super Pit • Denton, Texas • 11/13/09

| North Texas (1-0) | FG-A | 3G-A | FT-A | O | D | T | PF | Pts | A | TO | B | S | Min. | | | | |
|---------------------------|------|------|------|---|----|----|----|-----|----|----|----|----|------|----|---|---|----|
| 04 Odufuwa, George..... | f | 4 | 10 | 0 | 0 | 4 | 7 | 6 | 18 | 24 | 0 | 12 | 1 | 3 | 2 | 1 | 29 |
| 25 Tramiel, Eric..... | f | 3 | 7 | 0 | 1 | 5 | 8 | 4 | 3 | 7 | 3 | 11 | 2 | 3 | 0 | 0 | 29 |
| 10 White, Josh..... | g | 6 | 9 | 5 | 6 | 2 | 3 | 1 | 3 | 4 | 2 | 19 | 4 | 2 | 0 | 0 | 30 |
| 14 Thompson, Tristan..... | g | 1 | 3 | 0 | 2 | 3 | 4 | 1 | 2 | 3 | 1 | 5 | 0 | 1 | 0 | 0 | 16 |
| 21 Shorter, Shannon..... | g | 0 | 3 | 0 | 2 | 2 | 2 | 0 | 2 | 2 | 0 | 2 | 2 | 2 | 0 | 0 | 21 |
| 03 Williams, Alzee..... | g | 1 | 2 | 0 | 1 | 0 | 0 | 0 | 1 | 1 | 1 | 2 | 0 | 0 | 0 | 0 | 14 |
| 11 Matlock, Antwone..... | g | 0 | 1 | 0 | 1 | 0 | 0 | 0 | 0 | 0 | 1 | 0 | 0 | 0 | 0 | 0 | 1 |
| 12 Goff, Nick..... | g | 0 | 0 | 0 | 0 | 2 | 2 | 0 | 0 | 0 | 0 | 2 | 0 | 1 | 0 | 0 | 1 |
| 15 Knox, Ben..... | g | 0 | 0 | 0 | 0 | 0 | 0 | 1 | 0 | 1 | 0 | 0 | 0 | 0 | 0 | 0 | 1 |
| 20 Mangrum, Collin..... | g | 3 | 7 | 1 | 3 | 2 | 2 | 0 | 0 | 0 | 2 | 9 | 0 | 0 | 0 | 0 | 12 |
| 23 Thomas, Richard..... | g | 3 | 7 | 2 | 5 | 4 | 5 | 0 | 1 | 1 | 3 | 12 | 1 | 3 | 0 | 0 | 24 |
| 30 Holmen, Jacob..... | g | 2 | 5 | 0 | 1 | 0 | 0 | 1 | 1 | 2 | 1 | 4 | 2 | 0 | 0 | 0 | 16 |
| 33 Hall, Tyler..... | g | 0 | 1 | 0 | 0 | 0 | 0 | 0 | 0 | 0 | 0 | 0 | 0 | 0 | 0 | 0 | 1 |
| 42 Spencer, Cameron..... | g | 1 | 2 | 0 | 0 | 0 | 0 | 1 | 0 | 1 | 0 | 2 | 1 | 0 | 0 | 0 | 5 |
| TEAM..... | | | | | | | | | | | | | | | | | |
| Totals..... | | 24 | 57 | 8 | 22 | 24 | 33 | 17 | 33 | 50 | 14 | 80 | 13 | 15 | 2 | 2 | |

| Cameron (0-1) | FG-A | 3G-A | FT-A | O | D | T | PF | Pts | A | TO | B | S | Min. | | | | |
|-----------------------------|------|------|------|----|----|---|----|-----|----|----|----|----|------|----|---|---|-----|
| 13 GLASGOW, Kallan..... | f | 3 | 6 | 0 | 1 | 2 | 4 | 1 | 4 | 5 | 1 | 8 | 4 | 2 | 1 | 0 | 31 |
| 30 BURKE, Jamaar..... | f | 0 | 1 | 0 | 0 | 0 | 0 | 0 | 0 | 0 | 5 | 0 | 0 | 1 | 1 | 1 | 11 |
| 01 MORGAN, Greg..... | g | 0 | 4 | 0 | 0 | 0 | 0 | 2 | 0 | 2 | 1 | 0 | 3 | 0 | 0 | 1 | 19 |
| 05 EILAND, Dernoado..... | g | 5 | 16 | 3 | 11 | 0 | 0 | 1 | 1 | 2 | 4 | 13 | 0 | 1 | 0 | 1 | 29 |
| 20 WILLIAMS, Jacques..... | g | 6 | 16 | 5 | 12 | 1 | 1 | 1 | 1 | 2 | 4 | 18 | 2 | 3 | 0 | 3 | 29 |
| 02 JEWELL, Paul..... | g | 0 | 0 | 0 | 0 | 0 | 0 | 0 | 0 | 0 | 0 | 0 | 0 | 0 | 0 | 0 | 1 |
| 03 VUKADINOVIC, Nikola..... | g | 0 | 2 | 0 | 2 | 0 | 0 | 0 | 0 | 0 | 1 | 0 | 0 | 1 | 0 | 0 | 7 |
| 12 GEIGER, Bryce..... | g | 0 | 0 | 0 | 0 | 1 | 2 | 0 | 0 | 0 | 0 | 1 | 0 | 1 | 0 | 0 | 1 |
| 22 FARNSWORTH, Nick..... | g | 0 | 0 | 0 | 0 | 0 | 0 | 0 | 0 | 0 | 1 | 0 | 0 | 0 | 0 | 0 | 1 |
| 24 MURRAY, Nathan..... | g | 5 | 11 | 0 | 1 | 0 | 0 | 2 | 4 | 6 | 2 | 10 | 0 | 1 | 0 | 0 | 27 |
| 33 GARNER, Milton..... | g | 2 | 5 | 2 | 5 | 0 | 3 | 1 | 5 | 6 | 1 | 6 | 1 | 1 | 0 | 2 | 29 |
| 40 DAWON, Terry..... | g | 3 | 6 | 0 | 0 | 0 | 0 | 2 | 2 | 4 | 4 | 6 | 0 | 0 | 0 | 0 | 15 |
| TEAM..... | | | | | | | | | | | | | | | | | |
| Totals..... | | 24 | 67 | 10 | 32 | 4 | 10 | 12 | 21 | 33 | 24 | 62 | 10 | 11 | 2 | 8 | 202 |

| | 1st | 2nd | Tot | FG% | 3FG% | FT% | FBR | Paint | P-TO | 2nd | Bnch |
|-------------|-----|-----|-----|------|------|------|-----|-------|------|-----|------|
| North Texas | 44 | 36 | 80 | 42.1 | 36.4 | 72.7 | 8 | 26 | 10 | 12 | 31 |
| Cameron | 29 | 33 | 62 | 35.8 | 31.3 | 40.0 | 2 | 20 | 10 | 16 | 23 |

Officials: David Stevens, Kyle Ingram, Bobby Jacobs
Attendance: 1,524



NORTH TEXAS 101 at UT ARLINGTON 99 (2OT)
Texas Hall • Arlington, Texas • 11/18/09

| North Texas (2-0) | FG-A | 3G-A | FT-A | O | D | T | PF | Pts | A | TO | B | S | Min. | | | | |
|----------------------------|------|------|------|---|----|----|----|-----|----|----|----|-----|------|----|---|---|-----|
| 04 Odufuwa, George..... | *f | 4 | 4 | 0 | 0 | 8 | 10 | 1 | 10 | 11 | 3 | 16 | 1 | 4 | 3 | 3 | 44 |
| 10 White, Josh..... | *f | 9 | 14 | 2 | 4 | 15 | 18 | 2 | 5 | 7 | 1 | 35 | 4 | 7 | 0 | 0 | 46 |
| 14 Thompson, Tristan..... | *g | 1 | 5 | 0 | 0 | 7 | 9 | 1 | 3 | 4 | 4 | 9 | 3 | 3 | 0 | 0 | 25 |
| 21 Shorter, Shannon..... | *g | 3 | 8 | 0 | 2 | 5 | 7 | 2 | 2 | 4 | 3 | 11 | 2 | 1 | 0 | 1 | 28 |
| 25 Tramiel, Eric..... | *g | 1 | 3 | 0 | 1 | 3 | 3 | 0 | 3 | 3 | 5 | 5 | 0 | 0 | 0 | 1 | 20 |
| 01 Johnson, Dominique..... | g | 1 | 5 | 0 | 2 | 1 | 2 | 0 | 1 | 1 | 2 | 3 | 3 | 1 | 0 | 1 | 15 |
| 03 Williams, Alzee..... | g | 1 | 2 | 0 | 1 | 3 | 4 | 1 | 1 | 2 | 4 | 5 | 0 | 1 | 0 | 1 | 23 |
| 23 Thomas, Richard..... | g | 1 | 4 | 1 | 3 | 0 | 0 | 0 | 2 | 2 | 1 | 3 | 0 | 1 | 1 | 0 | 14 |
| 30 Holmen, Jacob..... | g | 6 | 12 | 0 | 2 | 2 | 4 | 1 | 3 | 4 | 4 | 14 | 0 | 0 | 1 | 0 | 29 |
| 42 Spencer, Cameron..... | g | 0 | 0 | 0 | 0 | 0 | 0 | 0 | 0 | 1 | 1 | 0 | 0 | 0 | 2 | 0 | 6 |
| TEAM..... | | | | | | | | | | | | | | | | | |
| Totals..... | | 27 | 57 | 3 | 15 | 44 | 57 | 10 | 36 | 46 | 27 | 101 | 13 | 22 | 5 | 7 | 251 |

| UT Arlington (1-1) | FG-A | 3G-A | FT-A | O | D | T | PF | Pts | A | TO | B | S | Min. | | | | |
|--------------------------|------|------|------|---|----|----|----|-----|----|----|----|----|------|----|---|----|-----|
| 00 Haynes, Marquez..... | *g | 10 | 27 | 1 | 5 | 8 | 11 | 1 | 6 | 7 | 4 | 29 | 4 | 1 | 1 | 1 | 42 |
| 04 Moffitt, Tommy..... | *g | 5 | 11 | 2 | 3 | 2 | 4 | 5 | 3 | 8 | 3 | 14 | 0 | 2 | 1 | 1 | 30 |
| 23 Long, Brandon..... | *g | 9 | 20 | 3 | 8 | 7 | 8 | 3 | 5 | 8 | 4 | 28 | 3 | 2 | 1 | 2 | 42 |
| 31 Reed, LaMarcus..... | *g | 6 | 12 | 0 | 2 | 3 | 4 | 1 | 3 | 4 | 3 | 15 | 2 | 3 | 0 | 2 | 37 |
| 55 Reves, Jordan..... | *g | 0 | 1 | 0 | 0 | 0 | 0 | 0 | 1 | 1 | 5 | 0 | 0 | 0 | 1 | 1 | 15 |
| 02 Gentry, Dwight..... | g | 0 | 0 | 0 | 0 | 0 | 0 | 0 | 1 | 1 | 3 | 0 | 1 | 0 | 0 | 1 | 15 |
| 10 Davis, J.D..... | g | 0 | 3 | 0 | 0 | 0 | 0 | 0 | 0 | 0 | 0 | 5 | 0 | 0 | 1 | 0 | 16 |
| 12 Miller, Jon..... | g | 2 | 5 | 1 | 3 | 2 | 2 | 0 | 0 | 0 | 0 | 4 | 7 | 0 | 3 | 0 | 17 |
| 20 Williams, Armani..... | g | 1 | 2 | 0 | 0 | 0 | 0 | 0 | 0 | 0 | 2 | 2 | 0 | 0 | 0 | 0 | 4 |
| 24 Awange, Ishmael..... | g | 1 | 2 | 0 | 0 | 0 | 1 | 2 | 1 | 3 | 2 | 2 | 0 | 0 | 2 | 2 | 15 |
| 25 Catlett, Cameron..... | g | 1 | 1 | 0 | 0 | 0 | 0 | 2 | 1 | 3 | 1 | 2 | 3 | 2 | 0 | 1 | 18 |
| TEAM..... | | | | | | | | | | | | | | | | | |
| Totals..... | | 35 | 84 | 7 | 21 | 22 | 30 | 16 | 25 | 41 | 36 | 99 | 13 | 16 | 6 | 10 | 250 |

| | 1st | 2nd | OT | Tot | FG% | 3FG% | FT% | FBR | Paint | P-TO | 2nd | Bnch |
|-------------|-----|-----|----|-----|------|------|------|-----|-------|------|-----|------|
| North Texas | 34 | 48 | 19 | 101 | 47.4 | 20.0 | 77.2 | 4 | 46 | 21 | 15 | 25 |
| UTA | 40 | 42 | 17 | 101 | 41.7 | 33.3 | 73.3 | 6 | 46 | 27 | 18 | 13 |

Officials: Kerry Sitton, Rodrick Sutton, Brad Gaston
Attendance: 1,404



NORTH TEXAS 68 at OKLAHOMA STATE 82
Gallagher-Iba Arena • Stillwater, Okla. • 11/21/09

| North Texas (2-1) | FG-A | 3G-A | FT-A | O | D | T | PF | Pts | A | TO | B | S | Min. | | | | |
|----------------------------|------|------|------|---|----|----|----|-----|----|----|----|----|------|----|---|---|-----|
| 04 Odufuwa, George..... | f | 4 | 8 | 0 | 0 | 3 | 4 | 1 | 6 | 7 | 1 | 11 | 1 | 2 | 1 | 0 | 34 |
| 25 Tramiel, Eric..... | f | 7 | 14 | 1 | 3 | 1 | 1 | 0 | 3 | 3 | 5 | 16 | 0 | 0 | 1 | 0 | 32 |
| 10 White, Josh..... | g | 1 | 6 | 0 | 3 | 2 | 2 | 0 | 1 | 1 | 1 | 4 | 5 | 4 | 0 | 0 | 35 |
| 21 Shorter, Shannon..... | g | 2 | 5 | 1 | 1 | 2 | 2 | 2 | 1 | 3 | 3 | 7 | 1 | 2 | 0 | 1 | 17 |
| 23 Thomas, Richard..... | g | 1 | 3 | 1 | 3 | 2 | 2 | 1 | 1 | 2 | 1 | 5 | 1 | 1 | 2 | 0 | 21 |
| 01 Johnson, Dominique..... | g | 2 | 6 | 0 | 1 | 5 | 6 | 0 | 3 | 3 | 1 | 9 | 1 | 0 | 0 | 0 | 19 |
| 03 Williams, Alzee..... | g | 0 | 0 | 0 | 0 | 0 | 0 | 0 | 0 | 0 | 1 | 0 | 0 | 1 | 0 | 0 | 3 |
| 14 Thompson, Tristan..... | g | 2 | 6 | 1 | 2 | 0 | 0 | 3 | 2 | 5 | 2 | 5 | 1 | 2 | 0 | 0 | 15 |
| 20 Mangrum, Collin..... | g | 2 | 2 | 1 | 1 | 0 | 0 | 0 | 1 | 1 | 1 | 5 | 0 | 1 | 0 | 0 | 10 |
| 30 Holmen, Jacob..... | g | 3 | 8 | 0 | 2 | 0 | 1 | 3 | 5 | 8 | 2 | 6 | 1 | 0 | 0 | 1 | 13 |
| 42 Spencer, Cameron..... | g | 0 | 1 | 0 | 0 | 0 | 0 | 0 | 0 | 0 | 1 | 0 | 0 | 0 | 0 | 0 | 1 |
| TEAM..... | | | | | | | | | | | | | | | | | |
| Totals..... | | 24 | 59 | 5 | 16 | 15 | 18 | 12 | 23 | 35 | 19 | 68 | 11 | 13 | 4 | 2 | 200 |

| Oklahoma State (3-0) | FG-A | 3G-A | FT-A | O | D | T | PF | Pts | A | TO | B | S | Min. | | | | | |
|-------------------------|------|------|------|---|----|----|----|-----|----|----|----|----|------|---|---|---|-----|---|
| 33 Moses, Marshall..... | f | 5 | 9 | 0 | 0 | 0 | 1 | 1 | 8 | 9 | 3 | 10 | 2 | 1 | 1 | 0 | 28 | |
| 02 Muonelo, Obi..... | g | 5 | 13 | 0 | 4 | 7 | 8 | 3 | 4 | 7 | 2 | 17 | 4 | 4 | 1 | 2 | 32 | |
| 12 Page, Keiton..... | g | 5 | 10 | 3 | 5 | 0 | 0 | 0 | 1 | 1 | 4 | 13 | 1 | 0 | 0 | 0 | 32 | |
| 14 Penn, Ray..... | g | 1 | 2 | 1 | 2 | 1 | 2 | 0 | 0 | 0 | 1 | 4 | 1 | 0 | 0 | 1 | 35 | |
| 23 Anderson, James..... | g | 8 | 13 | 3 | 5 | 6 | 7 | 1 | 8 | 9 | 1 | 25 | 1 | 0 | 1 | 1 | 34 | |
| 01 Shaw, Jarred..... | g | 0 | 0 | 0 | 0 | 0 | 0 | 0 | 0 | 0 | 0 | 1 | 0 | 0 | 0 | 1 | 0 | 1 |
| 21 Gulley, Fred..... | g | 0 | 1 | 0 | 0 | 0 | 0 | 0 | 3 | 3 | 1 | 0 | 2 | 0 | 0 | 0 | 19 | |
| 31 Pilgrim, Matt..... | g | 4 | 5 | 0 | 0 | 1 | 2 | 1 | 1 | 2 | 4 | 9 | 0 | 3 | 2 | 0 | 13 | |
| 32 Franklin, Roger..... | g | 2 | 3 | 0 | 1 | 0 | 0 | 0 | 0 | 0 | 1 | 4 | 0 | 0 | 0 | 0 | 6 | |
| TEAM..... | | | | | | | | | | | | | | | | | | |
| Totals..... | | 30 | 56 | 7 | 17 | 15 | 20 | 7 | 26 | 33 | 18 | 82 | 14 | 9 | 6 | 4 | 200 | |

| | 1st | 2nd | Tot | FG% | 3FG% | FT% | Paint | P-TO | 2nd | Break | Bench |
|-------------|-----|-----|-----|------|------|------|-------|------|-----|-------|-------|
| North Texas | 32 | 36 | 68 | 40.7 | 31.3 | 83.3 | 28 | 10 | 10 | 2 | 25 |
| OSU | 44 | 38 | 82 | 53.6 | 41.2 | 75.0 | 26 | 17 | 6 | 10 | 13 |

Officials: Ed Hightower, Randy Heimerman, John Moore
Attendance: 10,888



JACKSON STATE 58 at NORTH TEXAS 68
The Super Pit • Denton, Texas • 11/24/09

| North Texas (3-1) | FG-A | 3G-A | FT-A | O | D | T | PF | Pts | A | TO | B | S | Min. | | | | |
|-------------------------|------|------|------|---|---|---|----|-----|---|----|---|----|------|---|---|---|----|
| 04 Odufuwa, George..... | f | 4 | 8 | 0 | 0 | 3 | 7 | 4 | 7 | 11 | 2 | 11 | 0 | 1 | 2 | 2 | 36 |
| 25 Tramiel, Eric..... | f | 6 | 9 | 0 | 1 | 3 | 5 | 1 | 4 | 5 | 5 | 15 | 0 | 3 | 2 | 1 | 29 |
| 10 White, Josh..... | g | 0 | 5 | 0 | | | | | | | | | | | | | |

NORTH TEXAS vs. LOUISIANA-LAFAYETTE

9-5 OVERALL, 2-2 SUN BELT WEST



NORTH TEXAS 73 at BOISE STATE 79
Taco Bell Arena • Boise, Idaho • 11/28/09

| North Texas (3-2) | FG-A | 3G-A | FT-A | O | D | T | PF | Pts | A | TO | B | S | Min. | | | | |
|---------------------------|------|------|------|---|----|---|----|-----|----|----|----|----|------|----|----|-----|----|
| 04 Odufuwa, George..... | f | 2 | 4 | 0 | 1 | 2 | 2 | 2 | 4 | 3 | 5 | 3 | 3 | 0 | 17 | | |
| 25 Tramiel, Eric..... | f | 5 | 8 | 2 | 3 | 2 | 5 | 0 | 4 | 3 | 14 | 1 | 2 | 1 | 33 | | |
| 10 White, Josh..... | g | 9 | 16 | 3 | 7 | 2 | 2 | 0 | 3 | 3 | 2 | 23 | 6 | 3 | 0 | 34 | |
| 14 Thompson, Tristan..... | g | 2 | 7 | 2 | 4 | 1 | 2 | 0 | 4 | 4 | 1 | 7 | 1 | 1 | 0 | 24 | |
| 23 Thomas, Richard..... | g | 3 | 11 | 1 | 6 | 0 | 0 | 1 | 1 | 2 | 2 | 7 | 2 | 6 | 1 | 2 | 31 |
| 03 Williams, Alzee..... | g | 0 | 2 | 0 | 1 | 0 | 0 | 0 | 0 | 0 | 0 | 0 | 0 | 0 | 0 | 7 | |
| 15 Knox, Ben..... | g | 2 | 2 | 0 | 0 | 0 | 0 | 1 | 0 | 1 | 0 | 4 | 1 | 1 | 0 | 4 | |
| 20 Mangrum, Collin..... | g | 2 | 3 | 0 | 0 | 1 | 0 | 0 | 0 | 2 | 4 | 0 | 0 | 0 | 0 | 16 | |
| 21 Shorter, Shannon..... | g | 0 | 2 | 0 | 0 | 0 | 0 | 0 | 2 | 2 | 0 | 0 | 0 | 1 | 0 | 8 | |
| 30 Holmen, Jacob..... | g | 3 | 5 | 1 | 1 | 0 | 0 | 0 | 1 | 1 | 7 | 0 | 0 | 0 | 0 | 7 | |
| 42 Spencer, Cameron..... | g | 1 | 2 | 0 | 0 | 0 | 0 | 3 | 5 | 8 | 0 | 2 | 1 | 1 | 1 | 19 | |
| TEAM..... | | | | | | | | 4 | 2 | 6 | | | | | | | |
| Totals..... | | 29 | 62 | 9 | 22 | 6 | 12 | 11 | 24 | 35 | 14 | 73 | 15 | 18 | 3 | 200 | |

| Boise State (4-2) | FG-A | 3G-A | FT-A | O | D | T | PF | Pts | A | TO | B | S | Min. | | | | |
|----------------------------|------|------|------|---|----|----|----|-----|----|----|----|----|------|----|---|----|-----|
| 03 Okoye, Ike..... | f | 5 | 10 | 0 | 0 | 3 | 4 | 1 | 7 | 8 | 3 | 13 | 2 | 2 | 3 | 0 | 29 |
| 21 Arnold, Robert..... | f | 6 | 12 | 1 | 2 | 4 | 5 | 3 | 2 | 5 | 0 | 17 | 1 | 1 | 1 | 2 | 24 |
| 50 Cunningham, Kurt..... | c | 7 | 8 | 0 | 0 | 3 | 3 | 1 | 7 | 8 | 4 | 17 | 1 | 3 | 1 | 1 | 26 |
| 01 Perryman, Westly..... | g | 2 | 4 | 0 | 0 | 1 | 2 | 1 | 0 | 1 | 2 | 5 | 3 | 1 | 0 | 24 | |
| 24 Anderson, La'Shard..... | g | 0 | 5 | 0 | 1 | 1 | 2 | 0 | 1 | 1 | 1 | 1 | 5 | 3 | 1 | 3 | 32 |
| 02 Montreal, Daequan..... | g | 2 | 7 | 1 | 1 | 2 | 2 | 2 | 0 | 2 | 1 | 7 | 0 | 1 | 2 | 0 | 16 |
| 11 Thomas, Anthony..... | g | 3 | 7 | 2 | 3 | 0 | 0 | 0 | 1 | 1 | 1 | 8 | 3 | 2 | 0 | 2 | 23 |
| 25 Noonan, Paul..... | g | 3 | 7 | 3 | 4 | 2 | 2 | 1 | 6 | 7 | 0 | 11 | 2 | 2 | 1 | 0 | 17 |
| 32 Moritz, Zack..... | g | 0 | 2 | 0 | 0 | 0 | 2 | 2 | 0 | 2 | 1 | 0 | 0 | 0 | 0 | 9 | |
| TEAM..... | | | | | | | | 1 | 1 | 2 | | | | | | | |
| Totals..... | | 28 | 62 | 7 | 11 | 16 | 22 | 12 | 25 | 37 | 13 | 79 | 17 | 15 | 9 | 8 | 200 |

| | 1st | 2nd | Tot | FG% | 3FG% | FT% | Paint | P-TO | 2nd | Break | Bench |
|-------------|-----|-----|-----|------|------|------|-------|------|-----|-------|-------|
| North Texas | 37 | 36 | 73 | 46.8 | 40.9 | 50.0 | 30 | 25 | 10 | 0 | 17 |
| Boise State | 38 | 41 | 79 | 45.2 | 63.6 | 72.7 | 40 | 19 | 15 | 4 | 26 |

Officials: Ruben Ramon, Kevin Brill, Jimmy Casas
Attendance: 2,650



UNIV. OF THE SOUTHWEST 62 at NORTH TEXAS 91
The Super Pit • Denton, Texas • 12/2/09

| North Texas (4-2) | FG-A | 3G-A | FT-A | O | D | T | PF | Pts | A | TO | B | S | Min. | | | | |
|---------------------------|------|------|------|---|----|----|----|-----|----|----|----|----|------|----|---|----|-----|
| 04 Odufuwa, George..... | f | 1 | 5 | 0 | 0 | 2 | 2 | 3 | 6 | 9 | 3 | 4 | 0 | 4 | 0 | 18 | |
| 30 Holmen, Jacob..... | f | 6 | 10 | 0 | 1 | 5 | 5 | 1 | 1 | 2 | 2 | 17 | 1 | 1 | 0 | 22 | |
| 10 White, Josh..... | g | 9 | 11 | 2 | 4 | 1 | 1 | 0 | 2 | 2 | 2 | 21 | 5 | 1 | 0 | 32 | |
| 14 Thompson, Tristan..... | g | 4 | 8 | 3 | 5 | 0 | 1 | 0 | 4 | 4 | 0 | 11 | 1 | 0 | 0 | 23 | |
| 23 Thomas, Richard..... | g | 3 | 5 | 2 | 3 | 0 | 0 | 0 | 2 | 2 | 2 | 8 | 1 | 3 | 0 | 19 | |
| 03 Williams, Alzee..... | g | 0 | 4 | 0 | 2 | 1 | 2 | 0 | 2 | 2 | 1 | 1 | 1 | 1 | 1 | 16 | |
| 11 Matlock, Antwone..... | g | 0 | 2 | 0 | 2 | 0 | 0 | 0 | 1 | 1 | 0 | 0 | 0 | 0 | 0 | 4 | |
| 12 Goff, Nick..... | g | 1 | 2 | 0 | 0 | 0 | 0 | 1 | 1 | 2 | 0 | 2 | 1 | 0 | 0 | 3 | |
| 15 Knox, Ben..... | g | 0 | 0 | 0 | 0 | 0 | 0 | 1 | 0 | 1 | 1 | 0 | 0 | 1 | 0 | 10 | |
| 20 Mangrum, Collin..... | g | 2 | 3 | 1 | 2 | 2 | 2 | 0 | 1 | 1 | 4 | 7 | 1 | 0 | 1 | 15 | |
| 21 Shorter, Shannon..... | g | 4 | 5 | 0 | 0 | 3 | 7 | 4 | 6 | 10 | 1 | 11 | 2 | 0 | 0 | 21 | |
| 33 Hall, Tyler..... | g | 1 | 1 | 0 | 0 | 2 | 2 | 0 | 0 | 0 | 0 | 4 | 1 | 0 | 0 | 3 | |
| 42 Spencer, Cameron..... | g | 2 | 3 | 0 | 0 | 1 | 2 | 1 | 3 | 4 | 0 | 5 | 0 | 0 | 0 | 14 | |
| TEAM..... | | | | | | | | 1 | 1 | 1 | | | | | | | |
| Totals..... | | 33 | 59 | 8 | 19 | 17 | 24 | 12 | 29 | 41 | 16 | 91 | 14 | 11 | 2 | 7 | 200 |

| U of the Southwest (2-5) | FG-A | 3G-A | FT-A | O | D | T | PF | Pts | A | TO | B | S | Min. | | | | |
|--------------------------|------|------|------|---|----|----|----|-----|----|----|----|----|------|----|---|----|-----|
| 22 King, Aaron..... | f | 2 | 8 | 0 | 4 | 3 | 6 | 0 | 0 | 0 | 3 | 7 | 3 | 3 | 0 | 1 | 25 |
| 23 Evans, Demetrius..... | f | 15 | 19 | 2 | 2 | 8 | 9 | 1 | 6 | 7 | 2 | 40 | 0 | 3 | 1 | 2 | 37 |
| 24 Pope, Brandon..... | f | 1 | 7 | 0 | 1 | 1 | 1 | 1 | 3 | 4 | 2 | 3 | 1 | 1 | 0 | 0 | 32 |
| 41 Fleming, Okam..... | c | 1 | 1 | 0 | 0 | 0 | 0 | 0 | 2 | 2 | 5 | 2 | 1 | 3 | 1 | 0 | 17 |
| 05 Lewis, Richie..... | g | 4 | 10 | 1 | 5 | 0 | 0 | 0 | 5 | 5 | 1 | 9 | 3 | 2 | 1 | 3 | 31 |
| 01 Payne, Jawaan..... | g | 0 | 5 | 0 | 4 | 0 | 0 | 0 | 1 | 1 | 1 | 0 | 1 | 0 | 0 | 1 | 26 |
| 03 Voigt, Jamie..... | g | 0 | 1 | 0 | 0 | 1 | 2 | 1 | 1 | 2 | 0 | 1 | 0 | 1 | 0 | 0 | 12 |
| 34 Nelson, Travone..... | g | 0 | 1 | 0 | 0 | 0 | 0 | 0 | 0 | 0 | 2 | 0 | 0 | 0 | 0 | 13 | |
| 50 Spring, Travis..... | g | 0 | 1 | 0 | 0 | 0 | 0 | 0 | 0 | 0 | 2 | 0 | 0 | 1 | 0 | 0 | 7 |
| TEAM..... | | | | | | | | 1 | 1 | 1 | | | | | | | |
| Totals..... | | 23 | 53 | 3 | 16 | 13 | 18 | 4 | 18 | 22 | 18 | 62 | 9 | 14 | 3 | 7 | 200 |

| | 1st | 2nd | Tot | FG% | 3FG% | FT% | Paint | P-TO | 2nd | Break | Bench |
|-------------|-----|-----|-----|------|------|------|-------|------|-----|-------|-------|
| North Texas | 50 | 41 | 91 | 55.9 | 42.1 | 70.8 | 44 | 22 | 12 | 12 | 30 |
| USW | 32 | 30 | 62 | 43.4 | 18.8 | 72.2 | 28 | 13 | 4 | 2 | 1 |

Officials: Jon Stigliano, Roderick Dixon, Rick Jones
Attendance: 1,677



NORTH TEXAS 64 at RICE 62
Tudor Fieldhouse • Houston, Texas • 12/5/09

| North Texas (5-2) | FG-A | 3G-A | FT-A | O | D | T | PF | Pts | A | TO | B | S | Min. | | | | |
|----------------------------|------|------|------|---|----|----|----|-----|----|----|----|----|------|----|---|----|-----|
| 11 BRAIMOH, Suleiman..... | f | 3 | 10 | 2 | 5 | 2 | 4 | 2 | 5 | 7 | 3 | 10 | 1 | 3 | 0 | 34 | |
| 30 Holmen, Jacob..... | f | 1 | 6 | 0 | 0 | 0 | 0 | 2 | 1 | 3 | 0 | 2 | 0 | 0 | 0 | 11 | |
| 10 White, Josh..... | g | 2 | 5 | 1 | 1 | 9 | 9 | 0 | 2 | 2 | 1 | 14 | 4 | 3 | 0 | 38 | |
| 14 Thompson, Tristan..... | g | 0 | 4 | 0 | 3 | 2 | 2 | 0 | 0 | 0 | 2 | 2 | 0 | 0 | 0 | 18 | |
| 23 Thomas, Richard..... | g | 1 | 4 | 1 | 4 | 0 | 0 | 1 | 0 | 1 | 4 | 3 | 0 | 1 | 0 | 11 | |
| 01 Johnson, Dominique..... | g | 5 | 6 | 3 | 4 | 2 | 2 | 0 | 1 | 1 | 1 | 15 | 3 | 1 | 0 | 2 | 16 |
| 03 Williams, Alzee..... | g | 1 | 2 | 0 | 0 | 0 | 0 | 0 | 1 | 1 | 0 | 2 | 0 | 1 | 0 | 12 | |
| 04 Odufuwa, George..... | g | 1 | 2 | 0 | 0 | 2 | 5 | 2 | 8 | 10 | 3 | 4 | 0 | 2 | 0 | 28 | |
| 20 Mangrum, Collin..... | g | 4 | 8 | 1 | 4 | 3 | 4 | 0 | 3 | 3 | 2 | 12 | 0 | 1 | 1 | 23 | |
| 21 Shorter, Shannon..... | g | 0 | 1 | 0 | 1 | 0 | 0 | 0 | 1 | 1 | 0 | 0 | 0 | 0 | 0 | 3 | |
| 42 Spencer, Cameron..... | g | 0 | 0 | 0 | 0 | 0 | 0 | 0 | 1 | 1 | 0 | 0 | 0 | 0 | 0 | 6 | |
| TEAM..... | | | | | | | | 3 | 3 | | | | | | | | |
| Totals..... | | 18 | 48 | 8 | 22 | 20 | 26 | 7 | 26 | 33 | 16 | 64 | 8 | 12 | 1 | 3 | 200 |

| Rice (4-4) | FG-A | 3G-A | FT-A | O | D | T | PF | Pts | A | TO | B | S | Min. | | | | |
|---------------------------|------|------|------|---|----|---|----|-----|----|----|----|----|------|----|---|---|-----|
| 11 BRAIMOH, Suleiman..... | f | 0 | 1 | 0 | 0 | 0 | 0 | 1 | 2 | 3 | 0 | 0 | 1 | 2 | 0 | 1 | 8 |
| 15 STANTON, Trey..... | c | 2 | 6 | 0 | 2 | 1 | 2 | 0 | 4 | 4 | 3 | 5 | 0 | 3 | 0 | 0 | 28 |
| 03 JACKSON, Tamir..... | g | 6 | 13 | 1 | 2 | 0 | 0 | 0 | 8 | 8 | 5 | 13 | 5 | 3 | 0 | 0 | 36 |
| 04 FRIZZELLE, Connor..... | g | 4 | 10 | 2 | 8 | 0 | 0 | 0 | 0 | 0 | 1 | 10 | 2 | 0 | 0 | 1 | 32 |
| 33 GHORAM, Lawrence..... | g | 3 | 7 | 0 | 0 | 1 | 3 | 2 | 0 | 2 | 3 | 7 | 1 | 1 | 1 | 0 | 23 |
| 01 SCHWARZE, Nate..... | g | 0 | 0 | 0 | 0 | 0 | 0 | 1 | 0 | 1 | 0 | 0 | 0 | 0 | 0 | 0 | 3 |
| 05 HERNDON, Emerson..... | g | 2 | 5 | 0 | 0 | 0 | 0 | 1 | 1 | 2 | 2 | 4 | 0 | 1 | 0 | 0 | 10 |
| 14 KAZEMI, Arsalan..... | g | 3 | 10 | 0 | 0 | 6 | 7 | 6 | 5 | 11 | 4 | 12 | 2 | 1 | 2 | 1 | 29 |
| 20 KUIPERS, Lucas..... | g | 5 | 9 | 1 | 3 | 0 | 0 | 2 | 2 | 4 | 3 | 11 | 0 | 0 | 0 | 0 | 20 |
| 22 HOLLAND, A.J..... | g | 0 | 1 | 0 | 0 | 0 | 0 | 0 | 0 | 0 | 1 | 0 | 1 | 0 | 0 | 0 | 11 |
| TEAM..... | | | | | | | | 1 | 4 | 5 | | | | | | | |
| Totals..... | | 25 | 62 | 4 | 15 | 8 | 12 | 14 | 26 | 40 | 22 | 62 | 12 | 11 | 3 | 3 | 200 |

| | 1st | 2nd | Tot | FG% | 3FG% | FT% | Paint | P-TO | 2nd | Break | Bench |
|--|-----|-----|-----|-----|------|-----|-------|------|-----|-------|-------|
|--|-----|-----|-----|-----|------|-----|-------|------|-----|-------|-------|

NORTH TEXAS vs. LOUISIANA-LAFAYETTE

9-5 OVERALL, 2-2 SUN BELT WEST



ULM 62 at NORTH TEXAS 79
The Super Pit • Denton, Texas • 12/13/09

| North Texas (6-3, 1-0 SBC) | FG-A | 3G-A | FT-A | O | D | T | PF | Pts | A | TO | B | S | Min. | | | | |
|----------------------------|------|------|------|---|----|----|----|-----|----|----|----|----|------|----|---|----|-----|
| 04 Odufuwa, George | f | 4 | 7 | 0 | 0 | 5 | 9 | 5 | 4 | 9 | 2 | 13 | 3 | 3 | 0 | 33 | |
| 25 Tramiel, Eric | f | 7 | 9 | 0 | 0 | 2 | 4 | 2 | 3 | 5 | 2 | 16 | 0 | 2 | 1 | 3 | 28 |
| 10 White, Josh | g | 4 | 6 | 4 | 5 | 3 | 4 | 1 | 1 | 2 | 2 | 15 | 5 | 3 | 0 | 0 | 37 |
| 14 Thompson, Tristan | g | 7 | 8 | 4 | 4 | 2 | 2 | 0 | 3 | 3 | 2 | 20 | 1 | 3 | 0 | 1 | 32 |
| 23 Thomas, Richard | g | 3 | 6 | 0 | 1 | 3 | 4 | 1 | 1 | 2 | 3 | 9 | 3 | 3 | 0 | 0 | 23 |
| 03 Williams, Alzee | g | 0 | 4 | 0 | 1 | 0 | 0 | 0 | 0 | 0 | 0 | 0 | 0 | 0 | 0 | 0 | 4 |
| 15 Knox, Ben | g | 0 | 0 | 0 | 0 | 2 | 0 | 1 | 1 | 1 | 0 | 0 | 0 | 0 | 0 | 0 | 1 |
| 20 Mangrum, Collin | g | 0 | 3 | 0 | 2 | 0 | 0 | 0 | 1 | 1 | 1 | 0 | 0 | 1 | 0 | 0 | 11 |
| 21 Shorter, Shannon | g | 3 | 4 | 0 | 1 | 0 | 0 | 0 | 4 | 4 | 5 | 6 | 3 | 1 | 0 | 1 | 19 |
| 30 Holmen, Jacob | g | 0 | 2 | 0 | 1 | 0 | 0 | 0 | 2 | 2 | 2 | 0 | 0 | 2 | 0 | 1 | 6 |
| 42 Spencer, Cameron | g | 0 | 0 | 0 | 0 | 0 | 0 | 0 | 1 | 1 | 2 | 0 | 2 | 0 | 0 | 1 | 6 |
| TEAM | | | | | | | | | 1 | 2 | 3 | | | | | | |
| Totals | | 28 | 49 | 8 | 15 | 15 | 25 | 10 | 23 | 33 | 21 | 79 | 17 | 18 | 4 | 7 | 200 |

| Warhawks (3-6, 0-1 SBC) | FG-A | 3G-A | FT-A | O | D | T | PF | Pts | A | TO | B | S | Min. | | | | |
|-------------------------|------|------|------|---|----|----|----|-----|----|----|----|----|------|----|---|---|-----|
| 03 Turner, Rudy | f | 1 | 1 | 0 | 0 | 1 | 2 | 1 | 2 | 3 | 4 | 3 | 1 | 4 | 0 | 0 | 10 |
| 22 Gilbert, Lawrence | f | 3 | 9 | 2 | 7 | 2 | 2 | 0 | 1 | 1 | 3 | 10 | 0 | 1 | 1 | 0 | 17 |
| 00 Hooper, Tony | g | 4 | 11 | 2 | 6 | 0 | 0 | 3 | 0 | 3 | 4 | 10 | 0 | 3 | 0 | 1 | 33 |
| 05 Forbes, Dymile | g | 2 | 7 | 0 | 4 | 0 | 0 | 1 | 2 | 3 | 1 | 4 | 1 | 0 | 0 | 1 | 18 |
| 24 Hill, Jarvis | g | 1 | 4 | 0 | 1 | 3 | 3 | 1 | 0 | 1 | 1 | 5 | 0 | 1 | 0 | 2 | 28 |
| 01 Fuselier, Warren | g | 3 | 6 | 0 | 0 | 0 | 0 | 0 | 0 | 0 | 0 | 6 | 1 | 0 | 0 | 1 | 15 |
| 02 Carr, Colby | g | 1 | 5 | 0 | 0 | 0 | 0 | 2 | 0 | 2 | 0 | 2 | 0 | 1 | 0 | 2 | 12 |
| 13 Sykes, Tommie | g | 3 | 5 | 0 | 0 | 7 | 10 | 4 | 5 | 9 | 2 | 13 | 1 | 5 | 0 | 1 | 29 |
| 23 Thomas, Malcolm | g | 2 | 6 | 1 | 3 | 1 | 2 | 1 | 2 | 3 | 2 | 6 | 0 | 2 | 0 | 0 | 13 |
| 41 Ribeiro, Fabio | g | 0 | 2 | 0 | 0 | 0 | 0 | 0 | 2 | 2 | 2 | 0 | 0 | 1 | 0 | 0 | 14 |
| 45 Burt, Rory | g | 1 | 2 | 0 | 0 | 1 | 2 | 3 | 3 | 6 | 3 | 3 | 0 | 0 | 1 | 0 | 11 |
| TEAM | | | | | | | | | 1 | 1 | | | | | | | |
| Totals | | 21 | 58 | 5 | 21 | 15 | 21 | 17 | 17 | 34 | 22 | 62 | 4 | 18 | 2 | 8 | 200 |

| | 1st | 2nd | Tot | FG% | 3FG% | FT% | Paint | P-TO | 2nd | Break | Bench |
|-------------|-----|-----|-----|------|------|------|-------|------|-----|-------|-------|
| North Texas | 35 | 44 | 79 | 57.1 | 53.3 | 60.0 | 36 | 24 | 12 | 9 | 6 |
| ULM | 33 | 29 | 62 | 36.2 | 23.8 | 71.4 | 22 | 19 | 13 | 6 | 30 |

Officials: Curtis Shaw, JB Caldwell, Rick Randall
Attendance: 1,412



FIU 80 at NORTH TEXAS 70 (OT)
The Super Pit • Denton, Texas • 12/20/09

| North Texas (6-4, 1-1 SBC) | FG-A | 3G-A | FT-A | O | D | T | PF | Pts | A | TO | B | S | Min. | | | | |
|----------------------------|------|------|------|----|----|----|----|-----|----|----|----|----|------|----|---|---|-----|
| 04 Odufuwa, George | f | 6 | 7 | 0 | 0 | 0 | 2 | 4 | 4 | 8 | 4 | 12 | 0 | 2 | 4 | 1 | 32 |
| 25 Tramiel, Eric | f | 0 | 5 | 0 | 2 | 0 | 3 | 2 | 3 | 5 | 1 | 0 | 1 | 1 | 1 | 0 | 39 |
| 10 White, Josh | g | 3 | 10 | 2 | 6 | 5 | 10 | 0 | 1 | 1 | 1 | 13 | 3 | 2 | 0 | 0 | 40 |
| 14 Thompson, Tristan | g | 8 | 19 | 6 | 11 | 5 | 6 | 1 | 3 | 4 | 4 | 27 | 2 | 2 | 0 | 0 | 37 |
| 23 Thomas, Richard | g | 3 | 6 | 2 | 5 | 2 | 3 | 1 | 2 | 3 | 5 | 10 | 0 | 2 | 0 | 1 | 25 |
| 03 Williams, Alzee | g | 0 | 2 | 0 | 2 | 0 | 0 | 0 | 1 | 1 | 1 | 1 | 0 | 0 | 0 | 1 | 10 |
| 15 Knox, Ben | g | 0 | 0 | 0 | 0 | 0 | 0 | 0 | 0 | 0 | 0 | 0 | 0 | 0 | 0 | 0 | 0 |
| 20 Mangrum, Collin | g | 0 | 2 | 0 | 2 | 2 | 2 | 0 | 2 | 2 | 0 | 2 | 0 | 0 | 0 | 0 | 9 |
| 21 Shorter, Shannon | g | 0 | 2 | 0 | 1 | 4 | 4 | 2 | 1 | 3 | 3 | 4 | 3 | 4 | 0 | 1 | 18 |
| 30 Holmen, Jacob | g | 1 | 5 | 0 | 1 | 0 | 0 | 3 | 4 | 7 | 0 | 2 | 0 | 1 | 0 | 0 | 15 |
| TEAM | | | | | | | | | | | | | | | | | |
| Totals | | 21 | 58 | 10 | 30 | 18 | 30 | 16 | 22 | 38 | 19 | 70 | 9 | 14 | 6 | 3 | 225 |

| FIU (4-10, 1-1 SBC) | FG-A | 3G-A | FT-A | O | D | T | PF | Pts | A | TO | B | S | Min. | | | | |
|----------------------|------|------|------|---|----|----|----|-----|----|----|----|----|------|---|---|----|-----|
| 11 Roberts, Marvin | f | 7 | 21 | 0 | 5 | 4 | 5 | 2 | 3 | 5 | 2 | 18 | 0 | 1 | 0 | 1 | 37 |
| 21 Essola, Cedric | f | 3 | 5 | 0 | 0 | 0 | 1 | 2 | 1 | 3 | 4 | 6 | 0 | 0 | 0 | 1 | 15 |
| 34 Bright, Marlon | f | 6 | 11 | 1 | 1 | 0 | 0 | 5 | 5 | 10 | 5 | 13 | 1 | 3 | 0 | 1 | 37 |
| 01 Watson, Antoine | g | 4 | 7 | 3 | 3 | 4 | 4 | 2 | 4 | 6 | 5 | 15 | 1 | 2 | 0 | 1 | 22 |
| 03 Russell, Tremayne | g | 0 | 1 | 0 | 0 | 2 | 2 | 0 | 2 | 2 | 3 | 2 | 1 | 0 | 0 | 0 | 15 |
| 02 Weaver, Stephon | g | 1 | 4 | 0 | 1 | 0 | 0 | 1 | 1 | 2 | 2 | 2 | 2 | 1 | 0 | 1 | 31 |
| 04 Gary, Phil | g | 3 | 5 | 0 | 0 | 0 | 0 | 1 | 0 | 1 | 4 | 6 | 3 | 1 | 0 | 3 | 28 |
| 05 Kee, Martavis | g | 0 | 0 | 0 | 0 | 0 | 0 | 0 | 0 | 0 | 0 | 0 | 1 | 0 | 0 | 0 | 7 |
| 10 Otero, JC | g | 6 | 12 | 2 | 7 | 4 | 5 | 2 | 10 | 12 | 3 | 18 | 0 | 1 | 3 | 2 | 33 |
| TEAM | | | | | | | | | | | | | | | | | |
| Totals | | 30 | 66 | 6 | 17 | 14 | 17 | 21 | 30 | 51 | 28 | 80 | 9 | 9 | 3 | 10 | 225 |

| | 1st | 2nd | OT | Tot | FG% | 3FG% | FT% | FBR | Paint | P-TO | 2nd | Bnch |
|-------------|-----|-----|----|-----|------|------|------|-----|-------|------|-----|------|
| North Texas | 33 | 44 | 3 | 70 | 36.2 | 33.3 | 60.0 | 8 | 18 | 9 | 11 | 8 |
| FIU | 28 | 29 | 13 | 80 | 45.5 | 35.3 | 82.4 | 10 | 30 | 16 | 12 | 26 |

Officials: David Hall, Curtis Shaw, Mark Whitehead
Attendance: 2,327



SOUTHEASTERN LOUISIANA 61 at NORTH TEXAS 71
The Super Pit • Denton, Texas • 12/22/09

| North Texas (7-4, 1-1 SBC) | FG-A | 3G-A | FT-A | O | D | T | PF | Pts | A | TO | B | S | Min. | | | | |
|----------------------------|------|------|------|---|----|----|----|-----|----|----|----|----|------|----|---|----|-----|
| 04 Odufuwa, George | f | 5 | 11 | 0 | 0 | 2 | 2 | 3 | 4 | 7 | 3 | 12 | 3 | 0 | 2 | 36 | |
| 25 Tramiel, Eric | f | 6 | 10 | 0 | 1 | 7 | 9 | 3 | 5 | 8 | 1 | 19 | 0 | 3 | 1 | 0 | 33 |
| 10 White, Josh | g | 3 | 5 | 1 | 3 | 6 | 6 | 0 | 1 | 1 | 1 | 13 | 1 | 3 | 0 | 1 | 33 |
| 14 Thompson, Tristan | g | 5 | 10 | 2 | 5 | 0 | 2 | 0 | 2 | 3 | 12 | 0 | 2 | 0 | 1 | 31 | |
| 23 Thomas, Richard | g | 2 | 8 | 0 | 3 | 3 | 3 | 0 | 5 | 5 | 1 | 7 | 1 | 1 | 0 | 1 | 20 |
| 03 Williams, Alzee | g | 1 | 3 | 0 | 2 | 2 | 2 | 0 | 0 | 0 | 0 | 4 | 0 | 1 | 0 | 0 | 7 |
| 20 Mangrum, Collin | g | 0 | 1 | 0 | 1 | 0 | 0 | 0 | 0 | 0 | 2 | 0 | 0 | 0 | 0 | 0 | 9 |
| 21 Shorter, Shannon | g | 1 | 3 | 0 | 1 | 0 | 0 | 0 | 3 | 3 | 1 | 2 | 2 | 1 | 0 | 1 | 20 |
| 30 Holmen, Jacob | g | 1 | 2 | 0 | 1 | 0 | 0 | 0 | 1 | 1 | 3 | 2 | 0 | 1 | 1 | 0 | 11 |
| TEAM | | | | | | | | | 1 | 3 | 4 | | | | | | |
| Totals | | 24 | 53 | 3 | 17 | 20 | 24 | 7 | 24 | 31 | 15 | 71 | 7 | 12 | 4 | 6 | 200 |

| Lions (7-4, 0-0 SLC) | FG-A | 3G-A | FT-A | O | D | T | PF | Pts | A | TO | B | S | Min. | | | | |
|-------------------------|------|------|------|---|----|----|----|-----|----|----|----|----|------|----|---|---|-----|
| 11 Tibbs, Robert | f | 3 | 8 | 0 | 0 | 1 | 2 | 5 | 4 | 9 | 1 | 7 | 1 | 3 | 0 | 1 | 37 |
| 21 Ndoumba, David | f | 6 | 8 | 0 | 0 | 2 | 5 | 2 | 7 | 9 | 1 | 14 | 0 | 3 | 1 | 0 | 29 |
| 04 Sullivan, Patrick | c | 7 | 11 | 0 | 1 | 0 | 0 | 2 | 4 | 6 | 4 | 14 | 1 | 2 | 1 | 0 | 24 |
| 05 Fortenberry, Brandon | g | 1 | 6 | 1 | 2 | 0 | 0 | 0 | 1 | 1 | 1 | 3 | 4 | 1 | 0 | 0 | 34 |
| 30 Dixon, Gary | g | 0 | 1 | 0 | 1 | 0 | 0 | 0 | 0 | 0 | 0 | 0 | 1 | 0 | 0 | 0 | 7 |
| 01 Hutchin, Trent | g | 1 | 6 | 0 | 4 | 2 | 2 | 0 | 0 | 0 | 1 | 4 | 0 | 1 | 0 | 1 | 13 |
| 02 Jones, Rodney | g | 0 | 3 | 0 | 1 | 0 | 0 | 0 | 0 | 0 | 0 | 0 | 0 | 0 | 0 | 1 | 10 |
| 10 Johnson, Roosevelt | g | 0 | 3 | 0 | 0 | 0 | 0 | 2 | 0 | 2 | 4 | 0 | 0 | 2 | 0 | 0 | 9 |
| 20 Patterson, Deshawn | g | 0 | 0 | 0 | 0 | 0 | 0 | 0 | 3 | 3 | 5 | 0 | 1 | 3 | 0 | 1 | 16 |
| 23 Forest, Damon | g | 6 | 18 | 2 | 7 | 5 | 6 | 3 | 2 | 5 | 3 | 19 | 1 | 1 | 0 | 1 | 21 |
| TEAM | | | | | | | | | 4 | 3 | 7 | | | | | | |
| Totals | | 24 | 64 | 3 | 16 | 10 | 15 | 18 | 24 | 42 | 20 | 61 | 9 | 16 | 2 | 5 | 200 |

| | 1st | 2nd | Tot | FG% | 3FG% | FT% | Paint | P-TO | 2nd | Break | Bench |
|-------------|-----|-----|-----|------|------|------|-------|------|-----|-------|-------|
| North Texas | 43 | 28 | 71 | 45.3 | 17.6 | 83.3 | 34 | 15 | 6 | 2 | 8 |
| SLU | 29 | 32 | 61 | 37.5 | 18.8 | 66.7 | 34 | 6</ | | | |

NORTH TEXAS vs. LOUISIANA-LAFAYETTE

9-5 OVERALL, 2-2 SUN BELT WEST



NORTH TEXAS 83 at UALR 78
 Jack Stephens Center • Little Rock • 12/31/09

| North Texas (9-4, 2-1 SBC) | | FG-A | 3G-A | FT-A | O | D | T | PF | Pts | A | TO | B | S | Min. | | | | |
|----------------------------|-------------------|-------|------|------|----|----|----|----|-----|----|----|----|----|------|---|---|-----|----|
| 04 | Odufuwa, George | f | 8 | 9 | 0 | 0 | 4 | 7 | 2 | 6 | 8 | 4 | 20 | 3 | 2 | 0 | 1 | 31 |
| 10 | White, Josh | g | 3 | 10 | 2 | 6 | 5 | 6 | 0 | 1 | 1 | 1 | 13 | 7 | 4 | 0 | 0 | 36 |
| 14 | Thompson, Tristan | g | 9 | 13 | 6 | 9 | 2 | 3 | 2 | 2 | 4 | 2 | 26 | 2 | 3 | 0 | 0 | 34 |
| 20 | Mangrum, Collin | g | 1 | 4 | 1 | 4 | 0 | 0 | 0 | 2 | 2 | 3 | 2 | 0 | 0 | 0 | 0 | 17 |
| 30 | Holmen, Jacob | f | 5 | 8 | 0 | 1 | 1 | 1 | 0 | 2 | 2 | 5 | 11 | 1 | 1 | 0 | 0 | 31 |
| 03 | Williams, Alzee | | 0 | 2 | 0 | 2 | 0 | 0 | 0 | 0 | 0 | 0 | 0 | 1 | 0 | 1 | 0 | 6 |
| 21 | Shorter, Shannon | | 2 | 6 | 0 | 1 | 4 | 5 | 3 | 1 | 4 | 2 | 8 | 7 | 1 | 0 | 0 | 30 |
| 23 | Thomas, Richard | | 0 | 1 | 0 | 1 | 0 | 0 | 0 | 1 | 1 | 0 | 0 | 0 | 0 | 1 | 1 | 6 |
| 42 | Spencer, Cameron | | 1 | 1 | 0 | 0 | 0 | 0 | 0 | 1 | 1 | 0 | 2 | 0 | 0 | 0 | 0 | 9 |
| TEAM | | | | | | | | | | | | | | | | | | |
| Totals | | 29 | 54 | 9 | 24 | 16 | 22 | 8 | 19 | 27 | 16 | 83 | 23 | 12 | 2 | 1 | 200 | |

| UALR (4-10, 0-3 SBC) | | FG-A | 3G-A | FT-A | O | D | T | PF | Pts | A | TO | B | S | Min. | | | | |
|----------------------|----------------------|-------|------|------|----|----|----|----|-----|----|----|----|----|------|---|---|-----|----|
| 12 | Jackson, Courtney | f | 3 | 8 | 0 | 1 | 0 | 0 | 3 | 7 | 10 | 2 | 6 | 0 | 5 | 0 | 0 | 26 |
| 24 | Burton, Wayne | f | 5 | 11 | 0 | 0 | 2 | 3 | 5 | 1 | 6 | 4 | 12 | 0 | 1 | 2 | 0 | 21 |
| 11 | Foster, Lionel | g | 2 | 4 | 0 | 2 | 1 | 1 | 0 | 2 | 2 | 3 | 5 | 3 | 3 | 0 | 1 | 25 |
| 21 | Garcia-Mendoza, Alex | g | 8 | 11 | 1 | 1 | 4 | 5 | 4 | 3 | 7 | 4 | 21 | 2 | 0 | 0 | 0 | 38 |
| 22 | Bozeman, Solomon | g | 4 | 12 | 2 | 5 | 10 | 12 | 1 | 5 | 6 | 3 | 20 | 5 | 4 | 0 | 2 | 37 |
| 02 | Stewart, Kelson | | 0 | 3 | 0 | 1 | 0 | 0 | 0 | 0 | 0 | 0 | 0 | 0 | 0 | 0 | 0 | 5 |
| 20 | Mouzy, Matt | | 3 | 6 | 1 | 3 | 0 | 0 | 0 | 0 | 0 | 4 | 7 | 1 | 0 | 1 | 0 | 21 |
| 23 | Davison, Ricky | | 1 | 3 | 1 | 1 | 0 | 0 | 0 | 0 | 0 | 2 | 3 | 3 | 0 | 0 | 0 | 11 |
| 40 | Thornton, Montrell | | 2 | 2 | 0 | 0 | 0 | 1 | 0 | 3 | 3 | 1 | 4 | 0 | 1 | 1 | 0 | 16 |
| Team | | | | | | | | | | | | | | | | | | |
| Totals | | 28 | 60 | 5 | 14 | 17 | 22 | 15 | 21 | 36 | 23 | 78 | 14 | 14 | 4 | 3 | 200 | |

| | 1st | 2nd | Tot | FG% | 3FG% | FT% | Paint | P-TO | 2nd | Break | Bench |
|-------------|-----|-----|-----|------|------|------|-------|------|-----|-------|-------|
| North Texas | 45 | 38 | 83 | 53.7 | 37.5 | 72.7 | 28 | 18 | 8 | 8 | 10 |
| UALR | 37 | 41 | 78 | 46.7 | 35.7 | 77.3 | 28 | 18 | 18 | 2 | 14 |

Officials: Gerry Pollard, Tom Eades, Doug Shows
 Attendance: 3,009



NORTH TEXAS 56 at ARKANSAS STATE 71
 Convocation Center • Jonesboro, Ark. • 1/2/10

| North Texas (9-5, 2-2 SBC) | | FG-A | 3G-A | FT-A | O | D | T | PF | Pts | A | TO | B | S | Min. | | | | |
|----------------------------|-------------------|-------|------|------|----|----|----|----|-----|----|----|----|----|------|---|---|-----|----|
| 04 | Odufuwa, George | f | 3 | 6 | 0 | 0 | 4 | 4 | 6 | 3 | 9 | 3 | 10 | 2 | 4 | 1 | 0 | 31 |
| 30 | Holmen, Jacob | f | 3 | 7 | 1 | 3 | 1 | 1 | 0 | 3 | 3 | 3 | 8 | 0 | 1 | 0 | 0 | 24 |
| 10 | White, Josh | g | 3 | 12 | 1 | 3 | 2 | 3 | 2 | 2 | 4 | 3 | 9 | 5 | 2 | 0 | 0 | 39 |
| 14 | Thompson, Tristan | g | 5 | 14 | 1 | 5 | 7 | 8 | 3 | 2 | 5 | 0 | 18 | 2 | 3 | 0 | 1 | 35 |
| 20 | Mangrum, Collin | g | 0 | 3 | 0 | 1 | 0 | 0 | 0 | 0 | 0 | 0 | 0 | 0 | 1 | 0 | 0 | 8 |
| 03 | Williams, Alzee | | 0 | 3 | 0 | 2 | 1 | 2 | 0 | 0 | 0 | 2 | 1 | 1 | 2 | 0 | 1 | 18 |
| 15 | Knox, Ben | | 1 | 3 | 0 | 0 | 0 | 0 | 2 | 1 | 3 | 1 | 2 | 0 | 0 | 1 | 1 | 9 |
| 21 | Shorter, Shannon | | 3 | 6 | 0 | 2 | 0 | 1 | 0 | 4 | 4 | 1 | 6 | 0 | 2 | 0 | 0 | 20 |
| 42 | Spencer, Cameron | | 1 | 3 | 0 | 0 | 0 | 0 | 2 | 5 | 7 | 0 | 2 | 0 | 1 | 0 | 0 | 16 |
| TEAM | | | | | | | | | | | | | | | | | | |
| Totals | | 19 | 57 | 3 | 16 | 15 | 19 | 15 | 22 | 37 | 13 | 56 | 10 | 16 | 2 | 3 | 200 | |

| ASU (7-6, 2-1 SBC) | | FG-A | 3G-A | FT-A | O | D | T | PF | Pts | A | TO | B | S | Min. | | | | |
|--------------------|-------------------|-------|------|------|----|---|---|----|-----|----|----|----|----|------|---|---|-----|----|
| 13 | Adams, Martavius | f | 8 | 12 | 0 | 0 | 0 | 0 | 1 | 7 | 8 | 3 | 16 | 2 | 0 | 0 | 0 | 32 |
| 15 | Peterson, Brandon | f | 3 | 8 | 0 | 0 | 0 | 0 | 2 | 4 | 6 | 4 | 6 | 2 | 2 | 3 | 1 | 19 |
| 01 | Reed, Brandon | g | 10 | 19 | 3 | 6 | 2 | 3 | 1 | 3 | 4 | 1 | 25 | 2 | 4 | 0 | 2 | 38 |
| 02 | Finn, Trey | g | 3 | 8 | 2 | 2 | 0 | 0 | 0 | 6 | 6 | 3 | 8 | 1 | 1 | 0 | 2 | 33 |
| 12 | Allison, Rashad | g | 5 | 7 | 1 | 2 | 1 | 2 | 1 | 3 | 4 | 1 | 12 | 6 | 2 | 1 | 2 | 38 |
| 05 | Thomas, Jeremy | | 1 | 3 | 0 | 1 | 0 | 0 | 2 | 0 | 2 | 1 | 2 | 2 | 1 | 1 | 0 | 18 |
| 10 | Sterrenberg, Adam | | 0 | 1 | 0 | 1 | 2 | 4 | 0 | 0 | 0 | 1 | 2 | 2 | 0 | 0 | 0 | 11 |
| 44 | Butler, Justin | | 0 | 0 | 0 | 0 | 0 | 0 | 0 | 2 | 2 | 3 | 0 | 1 | 1 | 0 | 0 | 11 |
| TEAM | | | | | | | | | | | | | | | | | | |
| Totals | | 30 | 58 | 6 | 12 | 5 | 9 | 8 | 25 | 33 | 17 | 71 | 18 | 11 | 5 | 7 | 200 | |

| | 1st | 2nd | Tot | FG% | 3FG% | FT% | Paint | P-TO | 2nd | Break | Bench |
|-------------|-----|-----|-----|------|------|------|-------|------|-----|-------|-------|
| North Texas | 22 | 34 | 56 | 33.3 | 18.8 | 78.9 | 26 | 8 | 14 | 0 | 11 |
| ASU | 32 | 39 | 71 | 51.7 | 50.0 | 55.6 | 30 | 17 | 15 | 8 | 4 |

Officials: Kevin Mathis, Bret Smith, Steve Pytt
 Attendance: 2,381