



# NORTH TEXAS BASKETBALL

Stephen Howard, Asst. Director Media Relations  
Office: 940.369.8548 • Cell: 817.793.5199  
stephen.howard@unt.edu • meangreensports.com

## 2009-10 SCHEDULE

### NOVEMBER

13	Cameron	W 80-62
18	at UT Arlington	W 101-99 (2OT)
21	at Oklahoma State	L 82-68
24	Jackson State	W 68-58
28	at Boise State	L 79-73

### DECEMBER

2	Univ. of the Southwest	W 91-62
5	at Rice	W 64-62
7	at Texas A&M	L 75-65
13	ULM*	W 79-62
20	Florida International*	L 80-70 (OT)
22	Southeastern Louisiana	W 71-61
28	Texas Southern	W 71-69
31	at UALR*	4:30 p.m.

### JANUARY

2	at Arkansas State*	7 p.m.
7	at Louisiana-Lafayette*	7 p.m.
9	New Orleans*	7 p.m.
14	at Troy*	7 p.m.
16	Arkansas State*	7 p.m.
21	South Alabama*	7 p.m.
28	at Western Kentucky*	7 p.m.
30	at Middle Tennessee*	7 p.m.

### FEBRUARY

4	Florida Atlantic*	7 p.m.
6	at Florida International*	1 p.m.
11	at New Orleans*	7 p.m.
13	Denver*	7 p.m.
15	at Houston Baptist	6 p.m.
20	UALR*	3 p.m.
25	Louisiana-Lafayette*	7 p.m.
27	at ULM*	1 p.m.

### MARCH

6-9	Sun Belt Tournament%	TBA
-----	----------------------	-----

% Tournament held in Hot Springs, Ark.

\* Sun Belt Conference Game

All times Central

## BACK TO SUN BELT PLAY FOR 8-4 MEAN GREEN



vs. UALR TROJANS (4-9, 0-2 Sun Belt)  
Thursday, Dec. 31, 2009 • 4:30 p.m. CST  
Jack Stephens Center (5,600) • Little Rock, Ark.  
TV: None  
Radio: KNTU (88.1-FM Denton), KWRD (100.7-FM DFW)  
Hank Dickenson (PBP), Steven Bartolotta (Analyst)  
Webcast & Live Stats: meangreensports.com  
Series: UALR leads 4-14 • Last: UALR 58-54 on Feb. 21, 2009

### On Tap

Jacob Holmen nailed a 15-foot jumper with three seconds on the clock to seal a 71-69 North Texas win over Texas Southern on Monday night. With the win, the Mean Green improved to 5-2 in December, and 6-1 at home this year. Now North Texas turns its attention to UALR and the Jack Stephens Center, where NT is 0-4 all-time.

### Quick Hitters

- With one more win, NT head coach Johnny Jones can move into sole possession of second place in school history in career victories. On Monday, Jones tallied his 134th win in his 250th game coached at North Texas, tying him with NT Hall-of-Famer Bill Blakeley for second in program history.

- Since NT joined the Sun Belt in 2000-01, seven of the 14 meetings between North Texas and UALR have either been decided in overtime or by less than five points. As a matter of fact, each of the last four games has been decided by five points or less.

### UALR TROJANS probable starters

Pos	No	Name	Ht	Wt	Yr	Hometown	Pts / Reb / Other
G	11	Lionel Foster	6-1	191	So.	Houston	1.2 / 3.1 / 4.1 apg
G	22	Solomon Bozeman	6-0	188	Jr.	Magnolia, Ark.	14.2 / 1.8 / 3.9 apg
G	21	Alex Garcia-Mendoza	6-3	205	Jr.	El Fuerte, Mexico	11.1 / 5.2 / 50.0 fg%
F	12	Courtney Jackson	6-6	223	So.	Paris, Texas	2.8 / 3.3 / 7 asst
F	40	Montrell Thornton	6-7	242	Jr.	Bowdon, Ga.	2.8 / 2.3 / 1.3 bpg

### NORTH TEXAS MEAN GREEN probable starters

Pos	No	Name	Ht	Wt	Yr	Pts	Pts / Reb / Other
G	10	Josh White	5-10	175	Jr.	Baton Rouge, La.	15.7 / 2.4 / 4.0 apg
G	14	Tristan Thompson	6-5	190	Jr.	Angleton, Texas	11.1 / 3.2 / 44.4 3fg%
G	20	Collin Mangrum	6-4	190	Jr.	Howe, Texas	5.5 / 1.1 / 46.3 fg%
F	25	Eric Tramiel	6-7	230	Sr.	Shreveport, La.	11.2 / 4.9 / 50.6 fg%
F	4	George Odufwa	6-8	240	Jr.	Dallas	9.8 / 9.7 / 1.4 bpg

### NORTH TEXAS off the bench

Pos	No	Name	Ht	Wt	Yr	Pts	Pts / Reb / Other
G	1	Dominique Johnson	5-10	162	Sr.	Kansas City, Mo.	6.8 / 1.8 / 2.3 apg
G	3	Alzee Williams	6-4	168	Fr.	Dallas	1.6 / 0.8 / 9.5 mpg
G	11	Antwone Matlock	6-1	177	Sr.	Dallas	0 / 0.5 / 5 minutes
G	12	Nick Goff	6-4	180	Fr.	Columbus, Ohio.	2.0 / 1.0 / 1-2 fg
C	15	Ben Knox	6-10	221	Fr.	Arlington, Texas	0.7 / 0.7 / 2-2 fg
G	21	Shannon Shorter	6-4	200	Jr.	Houston	4.8 / 3.1 / 1.5 apg
G	23	Richard Thomas	6-5	190	Jr.	Rosedale, N.Y.	6.7 / 2.4 / 13-40 3pt
F	30	Jacob Holmen	6-8	220	Fr.	Whitehouse, Texas	6.3 / 2.8 / 81.3 ft%
F	32	Jamie Egenti	6-8	265	Jr.	Watauga, Texas	-
G	33	Tyler Hall	6-2	175	So.	Pampa, Texas	2.0 / 0 / 4 minutes
F	42	Cameron Spencer	6-8	264	Jr.	Orange, Texas	1.3 / 2.0 / 6-12 fg

**ATHLETIC MEDIA RELATIONS**

Eric Capper - Asst. AD/Media Relations  
940-565-2476 • eric.capper@unt.edu

Stephen Howard - Asst. Director (MBB)  
940-369-8548 • 817-793-5199 (cell)  
stephen.howard@unt.edu

**Media Information**

**Credentials**

Working press credentials can be requested by contacting Stephen Howard (940-369-8548). Full-season and single-game passes will be mailed whenever possible. If not, they will be left at the Will Call table located at Gate C in the Super Pit.

**Player Interviews**

All interviews with North Texas players must be arranged through the Media Relations Office. Please contact Stephen Howard.

**Johnny Jones Interviews**

All interviews with North Texas head coach Johnny Jones must be arranged through the Media Relations Office. Please contact Stephen Howard.

**Post-Game Interviews**

The Mean Green locker room is closed after home games. Coach Jones and requested players will be available for interviews in the media room in the Super Pit after a brief cooling off period.

**Practice Coverage**

North Texas basketball practice is open to the media. Practice times are usually scheduled for 3:30-6 p.m. Players and coaches are available for interviews following each practice, on a prearranged basis through the athletic media relations office.

**Quick Facts**

Location: Denton, Texas  
Founded: 1890  
Enrollment: 36,206  
Nickname: Mean Green  
Colors: Green and White  
Home Arena: The Super Pit (10,500)  
Affiliation: Division I  
Conference: Sun Belt  
Head Coach: Johnny Jones (9th Year)  
Record at North Texas: 134-116  
Overall Record: 149-132  
Program All-Time Record: 1,007-1,164-1

**Tied For Second** - Johnny Jones racked up his 134th win in his 250th game coached at North Texas, tying him with NT Hall-of-Famer Bill Blakeley for second in program history in career victories. Blakeley, who compiled a 134-85 mark from 1976-83, also coached the Dallas Chaparrals before they became the San Antonio Spurs. Only one other coach in school history has coached more games than Jones - Pete Shands (482 games in 22 years).

North Texas Coaching Wins

1. Pete Shands..... 224.....22
2. Bill Blakeley ..... 134.....8
- Johnny Jones..... 134.....9th

**Happy Holidays** - With a New Years Eve game remaining, North Texas is 5-2 (71.4 percent) in the month of December, which is tied for the fifth best December in the 92 year history of Mean Green basketball. Over the last five years, North Texas is 25-10 (71.4 percent) in December.

Winningest Decembers In NT History

- |         |     |      |
|---------|-----|------|
| 1. 1975 | 8-1 | 88.9 |
| 2. 1952 | 7-1 | 87.5 |
| 3. 2006 | 6-1 | 85.7 |
| 4. 1976 | 6-1 | 85.7 |
| 5. 2009 | 5-2 | 71.4 |
| 2007    | 5-2 | 71.4 |

**Four On The Floor** - Tristan Thompson has scorched his last four opponents to the tune of 20.0 points per game on 52.9 percent shooting, including 53.8 percent from 3-point. Thompson posted outings of 20, 27, 12 and 21 points and has been on fire from deep with 14 3-pointers. In his last 20 conference games Thompson is averaging 13.6 points per contest on 50.0 percent shooting from downtown and 81.9 percent from the stripe.

**March To 1,000** - Josh White is only 47 points away from becoming just the 18th player in North Texas history to tally 1,000 career points. The junior has reached double figures in eight straight games, and currently sits in 22nd place with 953 points. He also ranks second in career free throw percentage (85.8 percent), fifth in 3-point percentage (39.1 percent) and ninth in career 30-pointers with 111.

**Powerful Perimeter** - North Texas has stepped up its perimeter defense this year, and currently leads the Sun Belt in 3-point field goal percentage defense. NT opponents are shooting just 29.8 percent from deep.

**INSIDE THE GAME**

- UALR leads the all-time series 14-4, including a 12-2 mark since North Texas joined the Sun Belt Conference in 2000-01. The Mean Green is 1-5 at UALR since joining the league.

- If recent history is any indication, fans are in for an edge-of-their-seat game when North Texas and UALR tip it off on Thursday. Since joining the Sun Belt in 2000-01, seven of the 14 meetings between these two schools have either been decided in overtime or by less than five points. As a matter of fact, each of the last four games has been decided by five points or less.

- The Trojans are led by a trio of double-digit scorers - Solomon Bozeman (14.2), Alex Garcia-Mendoza (11.1) and Matt Mouzy (10.8). Bozeman takes nearly 20 percent of UALR's shots, and is still averaging 3.9 assists per game. Mike Smith leads the Trojans with 5.9 rebounds per contest, and Lionel Foster is tops with 4.1 assists.

- The Jack Stephen's Center has been a tough place for the Mean Green. Opened in 2005-06, North Texas is 0-4 in the 5,600 seat facility, although the last two games have been decided by a total of three points.

- Last time vs UALR, North Texas couldn't find its shooting touch until late, falling just short in its Senior Night comeback bid, 58-54, on Feb. 21, 2009. Tristan Thompson and the Mean Green narrowed the UALR lead to three points with 29 seconds remaining, but a four-pack of Trojan free throws sealed the deal. The Mean Green shot just 25.5 percent for the game, which is its worst shooting effort since Jan. of 2005 when it hit just 23.7 percent at Denver. NT's 54 points marks its second lowest output of the season.

- North Texas is 1-3 all-time on New Year's Eve, including last year's overtime loss to Middle Tennessee (89-80) at the Super Pit. NT's only New Year's Eve win came back in 1958 in an 87-79 victory over Spring Hill.

**TALE OF THE TAPE**

Mean Green	Trojans
75.1.....	PPG..... 67.2
+4.2.....	Margin.....-5.2
45.5.....	FG%..... 43.1
33.5.....	3PT%..... 38.3
72.1.....	FT%..... 69.1
+0.7.....	Rebound Margin.....-1.5
11.9.....	Asst. Avg. .... 13.0
14.8.....	TO Avg. .... 14.6
4.8.....	Steals Avg..... 5.5
3.5.....	Blocks Avg..... 2.5

**SUN BELT CONFERENCE**

**WEST DIVISION (through 12/28)**

Team	Conf.	Overall
Denver	2 0 1.000	9 4 .692
Arkansas State	1 0 1.000	5 5 .500
UL-Lafayette	1 0 1.000	4 8 .333
<b>North Texas</b>	<b>1 1 .500</b>	<b>8 4 .667</b>
ULM	0 2 .000	5 8 .385
New Orleans	0 2 .000	5 8 .385
UALR	0 2 .000	4 9 .308

**EAST DIVISION**

Team	Conf.	Overall
South Alabama	1 0 1.000	9 4 .692
Troy	1 0 1.000	6 6 .500
Florida Atlantic	1 1 .500	5 7 .417
Florida Intl.	1 1 .500	4 11 .267
Western Kentucky	0 0 .000	6 4 .600
Middle Tennessee	0 0 .000	5 6 .455

**TODAY IN THE SUN BELT**

Dec. 31

South Alabama at FIU .....	11:00 AM
Troy at Louisiana-Monroe .....	2:00 PM
Arkansas State at Denver .....	3:05 PM
Middle Tennessee at New Orleans .....	4:00 PM
North Texas at UALR .....	4:30 PM
Louisiana-Lafayette at WKU .....	5:00 PM

**NORTH TEXAS SBC RANKINGS (AS OF 12/28)**

Stat	NT	Rank	Leader
Scoring Off. ....	75.1	2	Troy (82.3)
Scoring Def. ....	70.9	7	USA (65.4)
Scoring Margin .....	+4.2	T2	USA (+4.2)
Free Throw Pct. ....	72.1	3	MTSU (74.8)
FG Pct. ....	45.5	3	DU (52.6)
FG Pct. Def. ....	42.7	6	USA (39.3)
3-FG Pct. ....	33.5	9	DU (43.6)
3-FG Pct. Def. ....	29.8	1	NT (29.8)
Rebound Off. ....	36.3	5	FAU (39.5)
Rebound Def. ....	35.8	7	DU (30.5)
Reb. Margin .....	+0.5	6	ULM (+2.8)
Blocked Shots .....	3.5	6	FAU (5.9)
Assists .....	11.9	8	DU (15.9)
Steals .....	4.8	13	Troy (8.4)
TO Margin .....	-1.5	10	MTSU (+2.0)
A/TO Ratio .....	0.8	9	DU (1.3)
Off. Rebounds .....	10.6	10	FAU (13.9)
Def. Rebounds .....	25.8	2	ASU (27.1)
Def. Rebound % .....	67.5	5	MTSU (72.3)
Off. Rebound % .....	31.1	10	WKU (38.1)
3-FG's Made .....	6.2	6	DU (8.1)

**INDIVIDUAL SBC RANKINGS (AS OF 12/28)**

NT Player	Stat	Number	Rank
White	Minutes	35.9	1
	Assists	4.0	5
	PPG	15.7	7
	3FG%	46.9	7
	A/TO	1.3	7
	FT%	80.3	9
Odufuwa	Rebounds	9.7	1
	D-Reb	6.4	T1
	O-Reb	3.3	2
	Blocks	1.4	5
	FG%	53.9	9
Thompson	3FG%	44.4	9

**Dean Of The Sun Belt** - No other current coach has been apart of more Sun Belt games than North Texas' Johnny Jones. In his ninth season with the Mean Green, Jones has coached 131 Sun Belt Conference games, and 281 games overall. In the league, only Troy's Don Maestri has been at his program longer than Jones has coached at NT.

**Take It To The Bank** - A halftime lead has been a sure thing for North Texas this year. The Mean Green is 7-0 so far this season when heading into the break with a lead.

**Johnson Injured** - North Texas will unfortunately be without the services of Dominique Johnson for the remainder of the year. The senior led the squad with 120 assists in 2008-09, but broke a bone in his ankle in the second half of the Rice game. Johnson had played in just four games this year due to a pre-season shoulder injury.

**Spreading The Wealth** - The Mean Green is 86th in the country in scoring with 75.1 points per game, but is once again doing it with a multi-faceted attack. Ten different North Texas players are averaging 9.5 minutes or more, and eight players are averaging more than five points per game. NT as a team ranked 32nd in the NCAA in scoring last year despite not having a player in the national top 500 in individual scoring.

**Preseason All-Sun Belt Accolades** - Eric Tramiel was named to the first-

team and Josh White earned second-team honors on the Preseason All-Sun Belt Conference squads. Tramiel was the Mean Green muscle in the middle, leading NT in scoring, rebounding and field goal percentage. White played most of 2008-09 with a hand injury, but still ranked second in the NCAA in free throw percentage, and piloted the Mean Green's 31st ranked scoring offense.

**Pressure Pit** - The Mean Green has made the Super Pit one of the nation's toughest places to play. NT won a school-record 15 home games in 2007-08, and has won 56 games at the Super Pit over the last five years - the most in any period in school history. As a matter of fact, no other team in the Sun Belt has won more home games since 2006-07 than the Mean Green.

**SBC At Home Since 2006-07 (as of 12/29)**

Team	Home Wins
<b>North Texas</b> .....	<b>46</b>
South Alabama .....	44
Western Kentucky .....	42

**Best In The West**- North Texas was tabbed as the favorite in the Sun Belt West Division in every major preseason publication, as well as the league's coaches in the SBC's annual Preseason Poll. NT was picked alone atop the West Division for the first time since joining the league in 2000. The Mean Green garnered the top spot with a league-high 85 points, and nine first place votes. NT was picked in a tie with UALR for the West's top spot in last year's poll.

**NORTH TEXAS ROSTER**

NO	NAME	POS	HT	WT	YR	HOMETOWN (LAST SCHOOL)
1	Dominique Johnson	G	5-10	162	Sr.	Kansas City, MO (Arkansas-Fort Smith)
3	Alzee Williams	G	6-4	168	Fr.	Dallas, TX (Miss. Elite Christian Academy)
4	George Odufuwa	F	6-8	240	Jr.	Dallas, TX (Arizona State)
10	Josh White	G	5-10	175	Jr.	Baton Rouge, LA (Christian Life Academy)
11	Antwone Matlock	G	6-1	177	Sr.	Dallas, Texas (Trinidad State)
12	Nick Goff	G	6-4	180	Fr.	Columbus, Ohio (St Francis DeSales)
14	Tristan Thompson	G	6-5	190	Jr.	Angleton, TX (Brewster Academy)
15	Ben Knox	C	6-10	221	RFr.	Arlington, TX (Grace Prep Academy)
20	Collin Mangrum	G	6-5	190	Jr.	Howe, TX (Howe HS)
21	Shannon Shorter	G	6-4	200	Jr.	Houston, TX (Paris JC)
23	Richard Thomas	G	6-5	190	Jr.	Rosedale, NY (Garden City CC)
24	Kedrick Hogans *	F	6-7	215	Jr.	New Orleans, LA (Karr HS)
25	Eric Tramiel	F	6-7	230	Sr.	Shreveport, LA (Paris JC)
30	Jacob Holmen	F	6-8	220	Fr.	Whitehouse, TX (Whitehouse HS)
32	Jamie Egenti	F	6-8	265	Jr.	Watauga, TX (North Lakes College)
32	Tyler Hall	G	6-2	175	So.	Pampa, TX (Pampa HS)
42	Cameron Spencer	F	6-8	274	Jr.	Orange, TX (Southern Methodist)

\* Expected to redshirt the 2009-10 season

Head Coach: Johnny Jones (9th season)  
Assistant Coaches: Shawn Forrest, Bill Foy, Charlie Leonard

**PRONUNCIATION GUIDE**

- 3 Alzee (Al-Z)
- 4 Odufuwa (Oh-Doo-Foo-Wah)
- 11 Antwone (Ann-Twah-N)
- 25 Tramiel (Truh-Meal)

**NORTH TEXAS VS THE NCAA**

Category	Rank	Stat	Leader	Stat
Scoring	77	76.6	VMI	94.0
Scoring Def	231	71.2	Temple	54.1
Margin	127	5.3	Kansas	32.7
FG%	85	46.2	Syracuse	55.2
FG% Def	151	42.0	Texas	32.5
3FG	154	6.3	VMI	13.4
3-FG %	128	35.4	Columbia	47.3
3-FG Def	102	31.9	Florida	21.5
FT %	78	71.8	BYU	82.0
Reb. Margin	99	3.7	Tulsa	12.8
Assists	196	12.8	Syracuse	23.1
A/TO	223	0.84	Notre Dame	1.71
Blocks	140	3.6	UConn	9.6
Steals	312	4.9	Syracuse	14.0
Turnovers	220	15.2	Houston	9.0
TO Margin	263	-1.9	Houston	12.2
Fouls	169	18.7	Miss St	12.0

**NT IN TOP 250 INDIVIDUAL STATS**

NT Player	Stat	Number	Rank
J. White	PPG	16.7	138
	FG%	52.9	90
	3FG	2.0	243
	FT%	85.7	79
	Assists	4.7	88
	A/TO	1.4	245
G. Odufuwa	Rebounds	10.4	21
	Blocks	1.2	203

**SUN BELT PRESEASON ALL-CONFERENCE TEAMS**

**First Team**

Desmond Yates, Middle Tennessee  
 Nate Rohnert, Denver  
**Eric Tramiel, North Texas**  
 Brandon Hazzard, Troy  
 A.J. Slaughter

**Second Team**

Chris Gradnigo, Louisiana-Lafayette  
**Josh White, North Texas**  
 Richard Delk, Troy  
 Sergio Kersch, WKU  
 Steffphon Pettigrew, WKU

**Third Team**

Donald Boone, Arkansas State  
 Tony Hooper, Louisiana-Monroe  
 Malcolm Thomas, Louisiana-Monroe  
 Michael Vogler, Troy  
 Jeremy Evans, WKU

**SUN BELT PRESEASON COACHES' POLL**

**East Division**

1. Western Kentucky .....77 (12)
2. Troy .....62 (1)
3. Middle Tennessee.....53
4. South Alabama .....40
5. Florida Atlantic.....21
6. Florida International.....20

**West Division**

1. North Texas.....85 (9)
2. Denver.....73 (1)
3. Louisiana-Lafayette.....56 (1)
4. UALR .....53 (1)
5. ULM .....45 (1)
6. Arkansas State .....36
7. New Orleans .....17

**Mean Green 20/20/20** - NT finished last season with a 20-12 mark, giving the program back-to-back-to-back 20-win seasons for the first time since 1976-78. NT is one of only three teams in the Sun Belt (South Alabama & Western Kentucky) and three in the state of Texas (Texas & Texas A&M) to win at least 20 games in each of the last three years. The Mean Green had won a total of 20 games in the four years prior to Johnny Jones' arrival.

**Lighting Up The Scoreboard** - Johnny Jones and NT play up-tempo basketball, and the results speak for themselves. North Texas has ranked no lower than 34th in the NCAA in scoring in each of the last four seasons. Last year, NT ranked 31st in the country with an average of 77.3 points per game.

Year	Points/Gm	NCAA Rank
08-09	77.3	31st
07-08	76.9	34th
06-07	77.0	33rd
05-06	76.6	32nd

**Milestone Jones** - North Texas head coach Johnny Jones is now just 19 games away from the 300th of his career overall. The ninth year head coach just suited up for his 250th game at North Texas against Texas Southern on Dec. 28th, and can reach his 300th overall with a trip to the Sun Belt Tournament quarter-finals.

**Air Time** - The Mean Green is slated to appear on television 17 times in the 2009-10 regular season, including a four-pack of nationally televised games. North Texas will appear on FSN-Southwest in its Big XII showdowns with Oklahoma State and Texas A&M on Nov. 21 and

Dec. 7. The Sun Belt Network will air the Mean Green's games against UALR on Feb. 20 and ULM on Feb. 27. Every North Texas home game can be seen locally in Denton on NTV. The Mean Green will have additional chances for televised games at the Sun Belt Conference Tournament.

**Eighty Or Bust** - One of the highest scoring teams in the nation, North Texas is deadly when it reaches 80 points. The Mean Green ranked 31st in the nation with 77.3 points per game last year, and is 68-16 all-time under Johnny Jones when scoring 80 or more.

**Deadly From Downtown** - One of the all-time great three-point shooting programs, North Texas has now hit a three-pointer in each game dating back to the 1987-88 season - a span of 614 games.

**92nd Season** - North Texas is playing its 92nd season of basketball, compiling an all-time record of 1,007-1,164-1. North Texas State Normal College, as the school was known in 1917, played its first basketball game on January 17 in a 25-23 loss at home to SMU. Since then, North Texas has hauled in 16 conference titles (14 regular season and two tournament championships) and three postseason appearances (NCAA in 1988, 2007 and NAIA in 1943).

**MEAN GREEN RADIO & TV**

Every North Texas game will be carried on the Mean Green Radio Network. NT graduate and 1310 The Ticket (KTCK-AM) personality George Dunham will handle the play-by-play duties, with Deputy Athletic Director Hank Dickenson providing analysis. All MGRN broadcasts can be heard in Denton on 88.1 KNTU-FM, in the DFW area on 100.7 KWRD-FM and in Tyler/Longview on 100.7 KPXI-FM.



Each week you can watch the Mean Green Insider on Fox College Sports Central, NTV and on-demand at MeanGreenSports.com. The 30-minute show will feature North Texas head coach Johnny Jones along with special features on Mean Green players. The Mean Green Insider can be seen Fox College Sports Central on Fridays at 6 p.m., on NTV, channel 22 in Denton every Wednesday.

**NORTH TEXAS' RECORD WHEN**

Overall .....	8-4
Home.....	6-1
Road .....	2-3
Neutral.....	0-0
Leading at half.....	7-0
Trailing at half.....	1-4
Tied at half .....	0-0
Overtime.....	1-1
Last minute lead change.....	2-1
One or two-point games.....	3-0
Outshoots Opponent.....	7-1
Outshot by Opponent.....	1-3
More rebounds.....	3-1
Less Rebounds.....	5-2
More offensive boards.....	2-2
Less offensive boards.....	6-2
More turnovers.....	3-4
Less turnovers.....	3-0
Player(s) foul out.....	4-3
Opponent(s) foul out.....	5-1
Has technical foul.....	0-1
Opponent technical foul.....	0-1

**Scores:**

59 and under .....	0-0
60-69 .....	2-2
70-79 .....	3-2
80-89 .....	1-0
90-99 .....	1-0
100+ .....	1-0

**Opponent Scores:**

59 and under .....	1-0
60-69 .....	6-0
70-79 .....	0-2
80-89 .....	0-2
90-99 .....	1-0
100+ .....	0-0

**Shoots:**

Under 35%.....	0-0
35-39%.....	1-1
40-44%.....	2-2
45-49%.....	2-1
50%+ .....	3-0

**Opponent Shoots:**

Under 35%.....	0-0
35-39%.....	4-0
40-44%.....	3-0
45-49%.....	0-2
50%+ .....	1-2

**Free Throws:**

Under 60%.....	0-1
60-69%.....	1-2
70-79%.....	6-0
80+% .....	1-1

**Free Throw Attempts:**

Under 20 Attempts.....	0-2
20-29 .....	6-1
30-39 .....	1-1
40-49 .....	0-0
50+ .....	1-0

**Field Goal Attempts:**

Under 50 FGA.....	3-0
50-59 FGA.....	5-3
60-69 FGA.....	0-1
70+ FGA .....	0-0

**Season Streaks**

Longest Win Streak.....	2
Longest Losing Streak .....	1
Current Streak .....	W 2
Last 10.....	6-4
Largest Lead.....	29 vs. Univ. of the Southwest
Largest Deficit.....	19 vs. Texas A&M
Largest Deficit Overcome .....	16 vs. FIU
Largest Unanswered Streak.....	14-0 vs. Univ. of the Southwest
Opp. Largest Unanswered Streak.....	11-0 vs. Texas A&M
.....	11-0 vs. Texas Southern

**MEAN GREEN ACCOLADES AND HONORS**

**North Texas**

- Sun Belt Preseason Poll's West Division leader
- Named the Sun Belt West's best preseason squad by ESPN Blue Ribbon, Sporting News, Athlon, Yahoo and Lindy's, among other publications

**Eric Tramiel**

- Preseason All-Sun Belt Conference First-Team
- Preseason All-Sun Belt team - Sporting News, Athlon, Yahoo, Lindy's (2nd team)
- 2008-09 Third-Team All-Sun Belt

**Josh White**

- Preseason All-Sun Belt Conference Second-Team
- 2009 Sun Belt All-Tournament team

**STARTING LINEUPS & RECORDS**

Game	1	2	3	4	5	Result
Cameron .....	White .....	Shorter.....	Thompson .....	Tramiel .....	Odufuwa.....	W 80-62
UT Arlington.....	White .....	Shorter.....	Thompson .....	Tramiel .....	Odufuwa.....	W 101-99 2OT
Oklahoma State .....	White .....	Shorter.....	Thomas .....	Tramiel .....	Odufuwa.....	L 82-68
Jackson State .....	White .....	Thompson .....	Thomas .....	Tramiel .....	Odufuwa.....	W 68-58
Boise State.....	White .....	Thompson .....	Thomas .....	Tramiel .....	Odufuwa.....	L 79-73
Univ Southwest.....	White .....	Thompson .....	Thomas .....	Holmen .....	Odufuwa.....	W 91-62
Rice .....	White .....	Thompson .....	Thomas .....	Tramiel .....	Holmen .....	W 64-62
Texas A&M.....	White .....	Thompson .....	Thomas .....	Tramiel .....	Odufuwa.....	L 75-65
ULM .....	White .....	Thompson .....	Thomas .....	Tramiel .....	Odufuwa.....	W 79-62
Florida International..	White .....	Thompson .....	Thomas .....	Tramiel .....	Odufuwa.....	L 80-70 OT
Southeastern Louisiana	White .....	Thompson .....	Thomas .....	Tramiel .....	Odufuwa.....	W 71-61
Texas Southern.....	White .....	Thompson .....	Mangrum.....	Tramiel .....	Odufuwa.....	W 71-69
UALR .....						
Arkansas State .....						
Louisiana-Lafayette.....						
New Orleans .....						
Troy .....						
Arkansas State .....						
South Alabama .....						
Western Kentucky .....						
Middle Tennessee.....						
Florida Atlantic.....						
Florida International.....						
New Orleans .....						
Denver.....						
Houston Baptist.....						
UALR .....						
Louisiana-Lafayette.....						
ULM .....						

**MEAN GREEN MILESTONE GAMES**

**Double Figure Points**

Josh White .....	10
Eric Tramiel.....	8
George Odufuwa.....	8
Tristan Thompson .....	5
Richard Thomas .....	3
Jacob Holmen.....	3
Shannon Shorter.....	3
Dominique Johnson.....	1
Collin Mangrum.....	1

**Double-Doubles**

George Odufuwa.....	3
Shannon Shorter.....	1

**20+ Point Games**

Tristan Thompson .....	3
Josh White .....	2

**30+ Point Games**

Josh White .....	1
------------------	---

**Three Or More Blocks**

George Odufuwa.....	3
---------------------	---

**Five Or More Steals**

**Double Figure Rebounds**

George Odufuwa.....	4
Shannon Shorter.....	1

**Five Or More Assists**

Josh White .....	5
Tristan Thompson .....	1

**THE LAST TIME A MEAN GREEN PLAYER ...**

**Had 30 or more points**

35 - Josh White vs. UT Arlington, 11/18/09

**Had 15 or more rebounds**

24 - George Odufuwa vs. Cameron, 11/13/09

**Had 10 or more assists**

13 - Terence White vs. Texas A&M Corpus Christi, 2/02/00

**Had 5 or more blocks**

5 - Jeffrey Simpson vs. UALR, 3/03/06

**Had 5 or more steals**

5 - Rich Young vs. Rice, 11/18/06

**Made 90% or more FGA (min 5 att)**

1.000 - Tristan Thompson vs. Sam Houston State (6-6), 12/3/08

**Made 80% or more FGA (min 5 att)**

.875 - George Odufuwa vs. FIU (6-7), 12/20/09

**Made 70% or more FGA (min 5 att)**

.713 - Jacob Holmen vs. Texas Southern (5-7), 12/28/09

**Made 100% FTA (min 5 att)**

1.000 - Josh White (6-6), 12/22/09

**Made 90% or more FTA (min 5 att)**

.923 - Tristan Thompson vs. Middle Tennessee (12-13), 3/8/09

**Made 8 or more 3PT's**

8 - Joe Ervin vs. Arkansas, 12/30/98

**Had a double-double (pts/rbs)**

Shannon Shorter vs. Univ. of the Southwest (11 pts / 10 reb), 12/2/09

**Had consecutive double-doubles (pts/rbs)**

George Odufuwa vs. Cameron (11/13/09) & UT Arlington (11/18/09)

**Had a double-double (pts/asst)**

Terence White vs. Texas A&M-CC (15 pts /13 asst), 12/2/00

**Had a triple-double (pts/rbs/asst)**

Jesse Ratliff vs. Sam Houston St. (20pts/16reb/10asst), 2/13

**Had a perfect shooting night (min 5 fg & ft att)**

Tristan Thompson vs. Sam Houston St. (6-6 fg/2-2 3fg/6-6 ft), 12/3/08

**THE LAST TIME A MEAN GREEN TEAM ...**

**Scored 100 or more points**

101 - vs. UT Arlington, 11/18/09

**Allowed 100 or more points**

100 - vs. Oklahoma State, 11/17/08

**Scored 50 or fewer points**

48 - vs. Princeton, 12/05/98

**Held an opponent under 50 points**

40 - vs. ULM, 2/20/08

**Won an overtime game**

101-99 (2OT) - vs. UT Arlington, 11/18/09

**Had 50 or more rebounds**

50 - vs. Cameron, 11/13/09

**Had 20 or more assists**

21 - vs. Troy, 2/01/07

**Had 10 or more steals**

10 - vs. Middle Tennessee, 1/27/08

**Had 5 or more blocks**

6 - vs. FIU, 11/20/09

**Five or more players in double-figures**

6 - vs. ULM, 2/19/09

**Made 60% or higher FGs**

.604 - vs. Middle Tennessee (29-48), 2/14/09

**Made 50% or higher 3pt FGs**

.533 - vs. ULM (8-15), 12/13/09

**Made 90% or higher FTs**

.905 - vs. UT Arlington (19-21), 12/29/08

**NORTH TEXAS RECORDS WATCH**

**Career Scoring**

17.....1,002 .....	David Vasher.....	1979-82
18.....996 .....	Rubin Russell .....	1965-67
19.....990 .....	David Burns .....	1962-65
20.....968 .....	Delonte Taylor .....	1980-82
21.....954 .....	Pat Kelley.....	1950-53
22.....953 .....	<b>Josh White.....</b>	<b>2008-Pr</b>
23.....931 .....	Bobby Iverson .....	1972-74

**Career Free Throw Percentage (min. 90 att)**

1.....87.08 .....	Garland Bailey .....	1963-64
2..... <b>85.80</b> (272-317) .....	<b>Josh White.....</b>	<b>2008-Pr</b>
3..... <b>82.93</b> (102-123) .....	<b>Dominique Johnson .....</b>	<b>2009-Pr</b>
4.....82.38 .....	Leonard Hopkins .....	2002-05
5.....81.91 .....	Tom Etchison.....	1994-95
6.....81.62 .....	Joe Hamilton .....	1969-70
7.....81.52 .....	Jon Manning.....	1978-79
8.....79.31 .....	Donell Hayden.....	1991
9.....79.19 .....	Cedric Carson .....	1991-92
10.....79.17 .....	George King .....	1994-96
11.....78.86 .....	Kendrick Davis .....	2006-07
12.....78.77 .....	Tony Wright .....	1973-75
13..... <b>78.71</b> (207-263) .....	<b>Tristan Thompson .....</b>	<b>2008-Pr</b>

**Career Field Goal Percentage**

1.....585 .....	John Horrocks .....	1981-83
2.....581 .....	Terry Bailey.....	1974-76
3.....570 .....	Will Smith .....	2000-04
4..... <b>559</b> (176-315) .....	<b>Eric Tramiel.....</b>	<b>2009-Pr</b>
.....559 .....	Adam Smith.....	1993-95
6.....555 .....	Jeffrey Simpson .....	2004-06
7.....554 .....	Sean Riley.....	1995-97
8.....543 .....	Keith Wooden.....	2006-08
9.....540 .....	Keenan DuBose .....	1985-87
10.....539 .....	Xavier Henton .....	1991-94
11..... <b>532</b> (91-171) .....	<b>Kedrick Hogans .....</b>	<b>2008-Pr</b>
12.....531 .....	Michael DeGrate .....	2002-04

**Career 3-Point Percentage**

1.....431 .....	George King.....	1993-96
2.....413 .....	Chad Elstun .....	1995-97
3.....406 .....	Rich Young.....	2005-07
4..... <b>402</b> (47-117) .....	<b>Dominique Johnson.....</b>	<b>2009-Pr</b>
5.....391 .....	Calvin Watson .....	2003-07
.....391 .....	Adam McCoy .....	2007-09
..... <b>391</b> (111-284) .....	<b>Josh White .....</b>	<b>2008-Pr</b>
8..... <b>384</b> (76-198) .....	<b>Tristan Thompson.....</b>	<b>2008-Pr</b>
9.....377 .....	Collin Dennis.....	2007-09
10.....376 .....	Isaac Hines.....	2004-06
11.....361 .....	Tony Worrell.....	1986-88
.....360 .....	Kendrick Davis.....	2005-07
13.....355 .....	Ray Schufford.....	1989-91

**Career 3-Pointers**

6.....136 .....	Leonard Hopkins.....	2004-05
7.....132 .....	Chad Elstun .....	1995-97
8.....112 .....	Tom Etchison.....	1993-95
9..... <b>111</b> .....	<b>Josh White .....</b>	<b>2008-Pr</b>
10.....106 .....	Kendrick Davis.....	2005-07
11.....105 .....	Ray Schufford.....	1989-91

LAST TIME vs UALR

**UALR vs North Texas**  
**02-21-09 7:00 p.m. at The Super Pit - Denton, Texas**

**UALR 58 • 20-7, 13-3 SBC**

##	Player	f	Total		3-Ptr		Rebounds			PF	TP	A	TO	Blk	Stl	Min
			FG-FGA	FG-FGA	FT-FTA	Off	Def	Tot								
00	Edwards, Shane	f	2-9	0-1	8-12	0	7	7	2	12	1	5	0	1	32	
21	Fowler, John	f	2-7	1-3	8-14	1	8	9	2	13	0	2	1	0	37	
24	Burton, Wayne	f	5-8	0-0	0-0	2	2	4	4	10	0	0	1	1	16	
15	Patterson, Brandon	g	2-4	0-0	4-8	2	1	3	5	8	2	3	0	0	19	
20	Mouzy, Matt	g	1-6	0-3	0-0	0	2	2	3	2	2	3	1	4	32	
05	Jackson, LaMarvon		1-1	0-0	0-1	0	1	1	3	2	0	1	0	0	9	
11	Foster, Lionel		0-1	0-0	0-0	0	3	3	2	0	3	1	0	1	21	
12	Jackson, Courtney		1-1	0-0	0-0	0	1	1	2	2	0	0	0	0	4	
23	Jackson, Curtis		0-1	0-1	0-0	0	1	1	2	0	0	0	0	0	8	
32	Smith, Mike		3-7	0-0	3-4	0	4	4	4	9	0	1	1	1	21	
33	Bails, Derrick		0-1	0-0	0-0	0	0	0	0	0	0	0	0	0	1	
Team						1	0	1			1					
Totals			17-46	1-8	23-39	6	30	36	29	58	8	17	4	8	200	

FG % 1st Half: 8-21 38.1% 2nd half: 9-25 36.0% Game: 17-46 37.0%  
 3FG % 1st Half: 1-4 25.0% 2nd half: 0-4 0.0% Game: 1-8 12.5%  
 FT % 1st Half: 9-15 60.0% 2nd half: 14-24 58.3% Game: 23-39 59.0%

Deadball  
 Rebounds  
 10

**North Texas 54 • 16-11, 9-7 SBC**

##	Player	f	Total		3-Ptr		Rebounds			PF	TP	A	TO	Blk	Stl	Min
			FG-FGA	FG-FGA	FT-FTA	Off	Def	Tot								
21	Stewart, Harold	f	1-3	0-0	1-3	0	3	3	3	3	0	0	1	0	16	
34	Howerton, Justin	c	0-0	0-0	1-2	1	2	3	1	1	0	0	0	1	9	
01	Johnson, Dominique	g	0-8	0-3	2-2	1	5	6	2	2	3	7	0	1	30	
03	Dennis, Collin	g	3-10	2-4	4-6	0	4	4	3	12	1	1	0	0	22	
05	McCoy, Adam	g	3-10	2-7	7-8	1	2	3	3	15	0	1	1	1	20	
04	Odufuwa, George		1-1	0-0	1-4	1	7	8	5	3	0	4	0	1	15	
10	White, Josh		0-5	0-1	0-0	1	1	2	1	0	1	0	0	0	29	
14	Thompson, Tristan		1-6	0-3	3-4	0	2	2	2	5	0	2	0	1	20	
24	Hogans, Kedrick		0-1	0-0	0-0	0	0	0	4	0	0	1	1	0	10	
25	Tramiel, Eric		4-7	0-0	5-9	3	3	6	2	13	1	0	1	1	29	
Team						4	0	4								
Totals			13-51	4-18	24-38	12	29	41	26	54	6	16	4	6	200	

FG % 1st Half: 8-26 30.8% 2nd half: 5-25 20.0% Game: 13-51 25.5%  
 3FG % 1st Half: 2-7 28.6% 2nd half: 2-11 18.2% Game: 4-18 22.2%  
 FT % 1st Half: 6-11 54.5% 2nd half: 18-27 66.7% Game: 24-38 63.2%

Deadball  
 Rebounds  
 10

Officials: Kyle Neve, Quinton Reece, KB Burdett  
 Technical fouls: UALR-None. North Texas-None.  
 Attendance: 4469

Score by periods	1st	2nd	Total
UALR	26	32	<b>58</b>
North Texas	24	30	<b>54</b>

**JOHNNY JONES** head coach

**Age:** 48  
**Alma Mater:** Louisiana State ('85)  
**Record:** 134-116 (9th Season)  
**Overall Record:** 149-132 (10th season)  
**Previous Job:** Alabama Asst. Coach (2000-01)  
**Playing Experience:** LSU (1980-84)  
**Hometown:** DeRidder, Louisiana  
 DeRidder High School (1976-80)

**Jones Coaching Experience**

Year	School	Position
2001-Cur.	North Texas	Head Coach
2000-01	Alabama	Asst. Coach
1999-00	Memphis	Interim Head Coach
1997-99	Memphis	Assoc. Head Coach
1994-97	LSU	Assoc. Head Coach
1984-94	LSU	Asst. Coach
1987-88	LSU	Admin. Asst.

**Jones Year-by-Year**

Year	Overall	Conf.	Finish
2001-02	15-14	8-7	4th-West
2002-03	7-21	2-13	6th-West
2003-04	13-15	8-7	3rd West
2004-05	14-14	6-9	T4th-West
2005-06	14-14	6-9	T4th-West
2006-07	23-11	10-8	3rd West*
2007-08	20-11	10-8	3rd West
2008-09	20-12	11-7	2nd West
2009-10	8-4	1-1	
<b>Totals</b>	<b>134-116</b>	<b>62-69</b>	

\* Sun Belt Tournament Champion

**North Texas Career Coaching Wins**

Coach	Wins	Seasons
Pete Shands .....	224	22
Bill Blakeley .....	134	8
<b>Johnny Jones .....</b>	<b>134</b>	<b>9th</b>
Jimmy Gales .....	84	7



- **April 16, 2001** - Jones named 16th head coach in North Texas history, taking over for Vic Trilli who compiled a 20-87 record in four years.
- **Nov. 16, 2001** - Jones won his first game as head coach at North Texas, defeating Southwest Missouri State 79-77 at the Super Pit.
- **March 1, 2002** - Jones and the Mean Green defeated Florida International in the Sun Belt Conference Tournament. The game marked NT's first ever victory in the SBC Tournament and its first in any conference tournament since the 1995-96 season.
- **March 2, 2002** - North Texas ended the season with a 15-14 record to give the Mean Green its first winning season in six years. NT posted the nation's third best one season improvement in winning percentage for 2000-01 to 2001-02.
- **Dec. 7, 2002** - Jones led the Mean Green to a victory over Winthrop at the Brother's Air and Heat Championship game, giving North Texas its first regular-season tournament title in more than 20 years.
- **Dec. 6, 2003** - North Texas picked up its biggest margin of victory in school history in a 109-49 win over Hardin-Simmons.
- **Nov. 9, 2005** - Jones and his staff signed four players on the first day of the early signing period and, includ-

- ing Arizona State transfer Keith Wooden, had the 29th ranked class in the nation for the early signing period according to Hoop Scoop.
- **Nov. 18, 2005** - Jones won his 50th game at North Texas with the victory over Hardin-Simmons in the season opener.
- **Nov. 12, 2006** - In what is being referred to as his signature win, Jones' Mean Green toppled NIT participant Charlotte 90-72 on the road.
- **Dec. 19, 2006** - Jones leads the Mean Green to another program first - its first win over Western Kentucky in eight tries.
- **Feb. 15, 2007** - Jones scores his 80th victory at North Texas, passing John Reid for fourth all-time.
- **March 6, 2007** - Jones gives NT its first-ever Sun Belt Conference title with an 83-75 win over Arkansas State.
- **March 16, 2007** - North Texas plays in its first NCAA Tournament game since 1988, falling to Memphis 73-58 in the opening round.
- **Nov. 11, 2007** - In front of the largest Super Pit crowd since 1980 (6,793), Jones and the Mean Green knocked off Oklahoma State 82-73.
- **Dec. 1, 2007** - Down 21 points at New Mexico State with 14:20 remaining, Jones and the Mean Green engineer

- the biggest comeback in school history. NT beat the Aggies 75-72 in regulation.
- **Feb. 2, 2008** - Jones records his 100th win at North Texas with a 60-57 victory over Florida International. Only Bill Blakeley reached the milestone faster at NT.
- **Feb. 20, 2008** - North Texas records one of the most lopsided road victories in school history in a 72-40 drubbing of Louisiana at Monroe. It is the largest margin of defeat in Fant-Ewing Coliseum history, and the least amount of points by an NT opponent since 1994.
- **March 5, 2008** - A win over Arkansas State in the Sun Belt Conference opening round secures a second straight 20-win season for the Mean Green.
- **Dec. 31, 2008** - Jones coaches the 250th game of his career, which has spanned eight seasons at NT and Memphis. Jones has amassed a 129-121 record.
- **Feb. 26, 2009** - With a win over Arkansas State, North Texas secured its 10th conference win for a third straight season, a feat not seen at NT since 1924-27.
- **Nov. 18, 2009** - Broke the 14-year hold UT Arlington had on North Texas with a 101-99 double OT win. The Mavericks had won the previous five meetings.
- **Dec. 28, 2009** - Jones ties Bill Blakeley for 2nd place in school history in career victories with 134 wins.




# 1 DOMINIQUE JOHNSON

5-10 • 162 • Sr. • G • 1L • Kansas City, Mo. (Arkansas-Fort Smith)

Expected to miss the remainder of 2009-10 with a broken ankle ... 15 points in 16 minutes in Rice win before leaving with an ankle injury ... Had 9 assists to 4 turnovers ... 2008-09: Finished his first season at NT ranked ninth in school history in assists with 120 ... 120 assists are the most by an NT player since 1999, and ranked 6th in SBC ... 1.69 A/TO ratio ranked 123rd in nation ... Needs just 106 assists to reach NT's career top 10 list ... 83.8 FT% ranked second on the squad and 60th in the nation ... One of four NT players to average double figures (11.0 ppg) ... Posted two 20-point efforts.

### CAREER HIGHS

Points: 20, last vs. WKU (3/09/09)  
 FG Made: 8, last vs. WKU (3/09/09)  
 3-FG Made: 4, last vs. WKU (3/09/09)  
 FT Made: 9 vs. Indiana St. (11/23/08)  
 Assists: 7, last vs. ULL (2/7/09)  
 Rebounds: 6 vs. Arkansas St. (1/10/09)  
 Steals: 3, last vs. Denver (1/15/09)  
 Blocks: 1, last vs. JSU (11/24/09)  
 Minutes: 48 vs. Arkansas St. (1/10/09)



Opponent	Date	gs	min	Total		3-Pointers		Free throws		Rebounds				pf	a	t/o	blk	stl	pts	avg
				fg-fga	pct	3fg-fga	pct	ft-fta	pct	off	def	tot	avg							
at UT Arlington	11/18/09		15	1-5	.200	0-2	.000	1-2	.500	0	1	1	1.0	2	3	1	0	1	3	3.0
at Oklahoma State	11/21/09		19	2-6	.333	0-1	.000	5-6	.833	0	3	3	2.0	1	1	0	0	0	9	6.0
JACKSON STATE	11/24/09		10	0-2	.000	0-1	.000	0-0	.000	0	2	2	2.0	2	2	1	0	0	0	4.0
at Rice	12/05/09		16	5-6	.833	3-4	.750	2-2	1.000	0	1	1	1.8	1	3	1	0	2	15	6.8
<b>Totals</b>		<b>0</b>	<b>60</b>	<b>8-19</b>	<b>.421</b>	<b>3-8</b>	<b>.375</b>	<b>8-10</b>	<b>.800</b>	<b>0</b>	<b>7</b>	<b>7</b>	<b>1.8</b>	<b>6</b>	<b>9</b>	<b>4</b>	<b>1</b>	<b>3</b>	<b>27</b>	<b>6.8</b>

Games played: 4  
 Minutes/game: 15.0  
 Points/game: 6.8  
 FG Pct: 42.1  
 3FG Pct: 37.5  
 FT Pct: 80.0

Rebounds/game: 1.8  
 Assists/game: 2.3  
 Turnovers/game: 1.0  
 Assist/turnover ratio: 2.3  
 Steals/game: 0.8  
 Blocks/game: 0.3

### CAREER STATS

Season	gp-gs	min/avg	Total		3-Point		F-Throws		Rebounds				Scoring							
			fg-fga	pct	fg-fga	pct	ft-fta	pct	off	def	tot	avg	pf	fo	ast	to	blk	stl	pts	avg
2008-09	32-24	970/30.3	107-252	.425	44-109	.404	93-111	.838	22	77	99	3.1	56	0	120	71	1	35	351	11.0
2009-10	4-0	60/15.0	8-19	.421	3-8	.375	8-10	.800	0	7	7	1.8	6	0	9	4	1	3	27	6.8
<b>TOTAL</b>	<b>36-24</b>	<b>1030/28.6</b>	<b>115-271</b>	<b>.424</b>	<b>47-117</b>	<b>.402</b>	<b>101-121</b>	<b>.835</b>	<b>22</b>	<b>84</b>	<b>106</b>	<b>2.9</b>	<b>62</b>	<b>0</b>	<b>129</b>	<b>75</b>	<b>2</b>	<b>38</b>	<b>378</b>	<b>10.5</b>


### 3 ALZEE WILLIAMS

6-4 • 168 • Fr. • G • HS • Dallas (Mississippi Elite Christian Academy)

Averaging 9.5 mins at the 1 & 2 ... Has 5 point outings vs UTA and Jackson State, and 4 points in 7 minutes vs SLU ... 2008-09: Honed his shooting game at Miss. Elite Christian Academy, averaging over 20 ppg ... Dropped a career-high 36 points on Laurinburg Prep ... Was the District 13-4A MVP as a senior at Lincoln High School in Dallas ... Ranked by Texashoops.com as the No. 117th best player in the class of '08 ... Selected the Dallas Morning News' High School Player of the Week ... Averaged 17.3 points per game, which ranked second in the district and 17th in the DFW area.

**CAREER HIGHS**

Points: 5, last vs. JSU (11/24/09)  
 FG Made: 2 vs. JSU (11/24/09)  
 3-FG Made: 1 vs. JSU (11/24/09)  
 FT Made: 3 vs. UTA (11/18/09)  
 Assists: 1 vs. USW (12/2/09)  
 Rebounds: 2, last vs. USW (12/2/09)  
 Steals: 1, last vs. TSU (12/28/09)  
 Blocks: 1, last vs. FIU (12/20/09)  
 Minutes: 23 vs. UTA (11/18/09)



Opponent	Date	gs	min	Total		3-Pointers		Free throws		Rebounds				pf	a	t/o	blk	stl	pts	avg
				fg-fga	pct	3fg-fga	pct	ft-fta	pct	off	def	tot	avg							
CAMERON	11/13/09		14	1-2	.500	0-1	.000	0-0	.000	0	1	1	1.0	1	0	0	0	0	2	2.0
at UT Arlington	11/18/09		23	1-2	.500	0-1	.000	3-4	.750	1	1	2	1.5	4	0	1	0	1	5	3.5
at Oklahoma State	11/21/09		3	0-0	.000	0-0	.000	0-0	.000	0	0	0	1.0	1	0	1	0	0	0	2.3
JACKSON STATE	11/24/09		10	2-3	.667	1-2	.500	0-0	.000	0	2	2	1.3	2	0	0	0	0	5	3.0
at Boise State	11/28/09		7	0-2	.000	0-1	.000	0-0	.000	0	0	0	1.0	0	0	0	0	0	0	2.4
UNIVERSITY OF THE SO	12/02/09		16	0-4	.000	0-2	.000	1-2	.500	0	2	2	1.2	1	1	1	1	1	1	2.2
at Rice	12/05/09		12	1-2	.500	0-0	.000	0-0	.000	0	1	1	1.1	0	0	1	0	0	2	2.1
at Texas A&M	12/07/09		3	0-0	.000	0-0	.000	0-0	.000	0	0	0	1.0	0	0	1	0	0	0	1.9
ULM	12/13/09		4	0-4	.000	0-1	.000	0-0	.000	0	0	0	0.9	0	0	0	0	0	0	1.7
FIU	12/20/09		10	0-2	.000	0-2	.000	0-0	.000	0	1	1	0.9	1	0	0	1	0	0	1.5
SOUTHEASTERN	12/22/09		7	1-3	.333	0-2	.000	2-2	1.000	0	0	0	0.8	0	0	1	0	0	4	1.7
TEXAS SOUTHERN	12/28/09		5	0-2	.000	0-1	.000	0-0	.000	0	1	1	0.8	1	0	1	0	1	0	1.6
<b>Totals</b>		<b>0</b>	<b>114</b>	<b>6-26</b>	<b>.231</b>	<b>1-13</b>	<b>.077</b>	<b>6-8</b>	<b>.750</b>	<b>1</b>	<b>9</b>	<b>10</b>	<b>0.8</b>	<b>11</b>	<b>1</b>	<b>7</b>	<b>2</b>	<b>3</b>	<b>19</b>	<b>1.6</b>

Games played: 12  
 Minutes/game: 9.5  
 Points/game: 1.6  
 FG Pct: 23.1  
 3FG Pct: 7.7  
 FT Pct: 75.0

Rebounds/game: 0.8  
 Assists/game: 0.1  
 Turnovers/game: 0.6  
 Assist/turnover ratio: 0.1  
 Steals/game: 0.3  
 Blocks/game: 0.2

**4 GEORGE ODUFUWA**

6-8 • 240 • Jr. • F • 1L • Dallas, Texas (Arizona State)

Leads the Sun Belt in rebounding by more than 1 board per game ... Most efficient night with 3 assists, 2 blocks, 2 steals and 0 turnovers vs SLU ... 1 board shy of a double-double at No. 16 Texas A&M ... Had 3 double-doubles in the first four games of the year, giving the junior 5 for his career ... Hauled in 24 rebounds vs Cameron, making him the 9th player in the NCAA since 2005-06 to grab 24 boards or more ... Career-high 16 points vs UTA ... 2008-09: Ranked 6th in the SBC with 6.6 rpg ... 18 boards vs. Troy are most by an SBC player in 2008-09 ... ESPN The Magazine Academic All-District First Team.

**CAREER HIGHS**

Points: 16 vs. UTA (11/18/09)  
 FG Made: 6, last vs. FIU (12/20/09)  
 3-FG Made: -  
 FT Made: 8 vs. UTA (11/18/09)  
 Assists: 4 vs. SHSU (11/20/08)  
 Rebounds: 24 vs. Cameron (11/13/09)  
 Steals: 3, last vs. UTA (11/18/09)  
 Blocks: 4, last vs. FIU (12/20/09)  
 Minutes: 44 vs. UTA (11/18/09)



Opponent	Date	gs	min	Total		3-Pointers		Free throws		Rebounds				pf	a	t/o	blk	stl	pts	avg	
				fg-fga	pct	3fg-fga	pct	ft-fta	pct	off	def	tot	avg								
CAMERON	11/13/09	*	29	4-10	.400	0-0	.000	4-7	.571	6	18	24	24.0	0	1	3	2	1	12	12.0	
at UT Arlington	11/18/09	*	44	4-4	1.000	0-0	.000	8-10	.800	1	10	11	17.5	3	1	4	3	3	16	14.0	
at Oklahoma State	11/21/09	*	34	4-7	.571	0-0	.000	3-4	.750	1	6	7	14.0	1	1	2	1	0	11	13.0	
JACKSON STATE	11/24/09	*	36	4-8	.500	0-0	.000	3-7	.429	4	7	11	13.3	2	0	1	2	2	11	12.5	
at Boise State	11/28/09	*	17	2-4	.500	0-0	.000	1-2	.500	2	2	4	11.4	3	3	3	0	0	5	11.0	
UNIVERSITY OF THE SO	12/02/09	*	18	1-5	.200	0-0	.000	2-2	1.000	3	6	9	11.0	3	0	4	0	0	4	9.8	
at Rice	12/05/09		28	1-2	.500	0-0	.000	2-5	.400	2	8	10	10.9	3	0	2	0	0	4	9.0	
at Texas A&M	12/07/09	*	31	5-8	.625	0-0	.000	2-4	.500	5	4	9	10.6	3	1	3	0	1	12	9.4	
ULM	12/13/09	*	33	4-7	.571	0-0	.000	5-9	.556	5	4	9	10.4	2	3	3	3	0	13	9.8	
FIU	12/20/09	*	32	6-7	.857	0-0	.000	0-2	.000	4	4	8	10.2	4	0	2	4	1	12	10.0	
SOUTHEASTERN	12/22/09	*	36	5-11	.455	0-0	.000	2-2	1.000	3	4	7	9.9	3	3	0	2	2	12	10.2	
TEXAS SOUTHERN	12/28/09	*	36	1-2	.500	0-0	.000	4-4	1.000	3	4	7	9.7	5	0	3	0	0	6	9.8	
Totals			11	374	41-75	.547	0-0	.000	36-58	.621	39	77	116	9.7	32	13	30	17	10	118	9.8

Games played: 12  
 Minutes/game: 31.2  
 Points/game: 9.8  
 FG Pct: 54.7  
 FT Pct: 62.1

Rebounds/game: 9.7  
 Assists/game: 1.1  
 Turnovers/game: 2.5  
 Assist/turnover ratio: 0.4  
 Steals/game: 0.8  
 Blocks/game: 1.4

**CAREER STATS**

Season	gp-gs	min/avg	Total		3-Point		F-Throws		Rebounds				Scoring							
			fg-fga	pct	fg-fga	pct	ft-fta	pct	off	def	tot	avg	pf	fo	ast	to	blk	stl	pts	avg
2008-09	32-26	691/21.6	72-160	.450	0-0	.000	52-79	.658	67	143	210	6.6	101	4	31	51	21	29	196	6.1
2009-10	12-11	374/31.2	41-75	.547	0-0	.000	36-58	.621	39	77	116	9.7	32	1	13	30	17	10	118	9.8
TOTAL	44-37	1065/24.2	113-235	.481	0-0	.000	88-137	.642	106	220	326	7.4	133	5	44	81	38	39	314	7.1

# 10 JOSH WHITE

5-10 • 175 • Jr. • G • 2L • Baton Rouge, La. (Christian Life Academy)

Ranks 22nd in NT history with 953 career points ... Leads the Sun Belt in minutes per game ... 85.8 career FT% ranks second in NT history ... Currently has 8 straight games in double figures ... Hit 100th career 3-pointer vs. USW ... Still averaging 19.0 ppg against Big XII opponents ... Has 47 career double-digit scoring games ... Posted a career-high 35 points at UTA, making him the 23rd player in NT history to reach 35 points ... Preseason Second Team All-Sun Belt ... 2008-09: Finished second in the nation with a 90.6 (96-of-106) FT%, which smashed the school record ... Earned All-Sun Belt Tournament honors after averaging 20.0 ppg.

### CAREER HIGHS

Points: 35 vs. UTA (11/18/09)  
 FG Made: 9, last vs. USW (12/2/09)  
 3-FG Made: 6 vs Texas (12/5/07)  
 FT Made: 15 vs. UTA (11/18/09)  
 Assists: 7, last vs. WKU (3/09/09)  
 Rebounds: 8 vs Okla. State (11/17/08)  
 Steals: 3 vs Okla. State (11/14/07)  
 Blocks: -  
 Minutes: 46, last vs. UTA (11/18/09)



Opponent	Date	gs	min	Total		3-Pointers		Free throws		Rebounds				pf	a	t/o	blk	stl	pts	avg	
				fg-fga	pct	3fg-fga	pct	ft-fta	pct	off	def	tot	avg								
CAMERON	11/13/09	*	30	6-9	.667	5-6	.833	2-3	.667	1	3	4	4.0	2	4	2	0	0	19	19.0	
at UT Arlington	11/18/09	*	46	9-14	.643	2-4	.500	15-18	.833	2	5	7	5.5	1	4	7	0	0	35	27.0	
at Oklahoma State	11/21/09	*	35	1-6	.167	0-3	.000	2-2	1.000	0	1	1	4.0	1	5	4	0	0	4	19.3	
JACKSON STATE	11/24/09	*	32	0-5	.000	0-2	.000	4-4	1.000	1	3	4	4.0	0	4	4	0	1	4	15.5	
at Boise State	11/28/09	*	34	9-16	.563	3-7	.429	2-2	1.000	0	3	3	3.8	2	6	3	0	0	23	17.0	
UNIVERSITY OF THE SO	12/02/09	*	32	9-11	.818	2-4	.500	1-1	1.000	0	2	2	3.5	2	5	1	0	1	21	17.7	
at Rice	12/05/09	*	38	2-5	.400	1-1	1.000	9-9	1.000	0	2	2	3.3	1	4	3	0	0	14	17.1	
at Texas A&M	12/07/09	*	38	5-13	.385	1-4	.250	4-6	.667	2	0	2	3.1	1	5	3	0	0	15	16.9	
ULM	12/13/09	*	37	4-6	.667	4-5	.800	3-4	.750	1	1	2	3.0	2	5	3	0	0	15	16.7	
FIU	12/20/09	*	40	3-10	.300	2-6	.333	5-10	.500	0	1	1	2.8	1	3	2	0	0	13	16.3	
SOUTHEASTERN	12/22/09	*	33	3-5	.600	1-3	.333	6-6	1.000	0	1	1	2.6	1	1	3	0	1	13	16.0	
TEXAS SOUTHERN	12/28/09	*	37	5-9	.556	2-4	.500	0-1	.000	0	0	0	2.4	0	2	2	0	1	12	15.7	
<b>Totals</b>			12	432	56-109	.514	23-49	.469	53-66	.803	7	22	29	2.4	14	48	37	0	4	188	15.7

Games played: 12  
 Minutes/game: 36.0  
 Points/game: 15.7  
 FG Pct: 51.4  
 3FG Pct: 46.9  
 FT Pct: 80.3

Rebounds/game: 2.4  
 Assists/game: 4.0  
 Turnovers/game: 3.1  
 Assist/turnover ratio: 1.3  
 Steals/game: 0.3

### CAREER STATS

Season	gp-gs	min/avg	Total		3-Point		F-Throws		Rebounds				Scoring							
			fg-fga	pct	fg-fga	pct	ft-fta	pct	off	def	tot	avg	pf	fo	ast	to	blk	stl	pts	avg
2007-08	29-28	925/31.9	116-254	.457	49-107	.458	123-145	.848	16	57	73	2.5	42	0	44	62	0	14	404	13.9
2008-09	32-30	1075/33.6	113-289	.391	39-128	.305	96-106	.906	15	77	92	2.9	38	0	82	53	0	16	361	11.3
2009-10	12-12	432/36.0	56-109	.514	23-49	.469	53-66	.803	7	22	29	2.4	14	0	48	37	0	4	188	15.7
<b>TOTAL</b>	<b>73-70</b>	<b>2432/33.3</b>	<b>285-652</b>	<b>.437</b>	<b>111-284</b>	<b>.391</b>	<b>272-317</b>	<b>.858</b>	<b>38</b>	<b>156</b>	<b>194</b>	<b>2.7</b>	<b>94</b>	<b>0</b>	<b>174</b>	<b>152</b>	<b>0</b>	<b>34</b>	<b>953</b>	<b>13.1</b>


**11 ANTWONE MATLOCK**

6-1 • 177 • Sr. • G • 1L • Dallas, Texas (Trinidad State)

Has seen time against Cameron and the University of the Southwest ... 2008-09: Saw first action in a Mean Green uniform versus Cameron, landing a layup on 1-of-2 shooting ... Grabbed season-high seven minutes vs. Louisiana-Lafayette, pulling down 2 rebounds ... Also saw time against Sun Belt foes Florida Atlantic, ULM, Denver, and Western Kentucky (Sun Belt Tournament semifinal).

**CAREER HIGHS**

Points: 2 vs. Cameron (11/14/08)  
 FG Made: 1 vs. Cameron (11/14/08)  
 3-FG Made: -  
 FT Made: -  
 Assists: -  
 Rebounds: 2 vs. ULL (2/7/09)  
 Steals: -  
 Blocks: -  
 Minutes: 7 vs. ULL (2/7/09)



Opponent	Date	gs	min	Total		3-Pointers		Free throws		Rebounds				pf	a	t/o	blk	stl	pts	avg
				fg-fga	pct	3fg-fga	pct	ft-fta	pct	off	def	tot	avg							
CAMERON	11/13/09		1	0-1	.000	0-1	.000	0-0	.000	0	0	0	0.0	1	0	0	0	0	0	0.0
UNIVERSITY OF THE SO	12/02/09		4	0-2	.000	0-2	.000	0-0	.000	0	1	1	0.5	0	0	0	0	0	0	0.0
Totals			5	0-3	.000	0-3	.000	0-0	.000	0	1	1	0.5	1	0	0	0	0	0	0.0

Games played: 2  
 Minutes/game: 2.5  
 FG Pct: 0.0  
 3FG Pct: 0.0

Rebounds/game: 0.5

**CAREER STATS**

Season	gp-gs	min/avg	Total		3-Point		F-Throws		Rebounds				Scoring							
			fg-fga	pct	fg-fga	pct	ft-fta	pct	off	def	tot	avg	pf	fo	ast	to	blk	stl	pts	avg
2008-09	6-0	12/2.0	1-7	.143	0-5	.000	0-0	.000	0	2	2	0.3	3	0	0	2	0	0	2	0.3
2009-10	2-0	5/2.5	0-3	.000	0-3	.000	0-0	.000	0	1	1	0.5	1	0	0	0	0	0	0	0.0
TOTAL	8-0	17/2.1	1-10	.100	0-8	.000	0-0	.000	0	3	3	0.4	4	0	0	2	0	0	2	0.3


**12 NICK GOFF**

6-4 • 180 • Fr. • G • HS • Columbus, Ohio (St. Francis DeSales)

Saw 3 minutes vs. USW and hit a layup ... Hit a pair of free throws in his first action at NT vs Cameron ... 2008-09: Was a standout at St. Francis DeSales in Columbus, Ohio, earning All-Central District Division II Third-Team honors ... Scored 13.7 ppg in leading St. Francis to the state semifinal game, where they fell to national powerhouse St. Vincent-St. Mary ... Had the Stallions ranked No. 8 in the state of Ohio heading into the state tournament ... As a junior, Goff was an honorable mention honoree to the All-Central District Division II.

**CAREER HIGHS**

Points: 2, last vs. USW (12/2/09)  
 FG Made: 1 vs. USW (12/2/09)  
 3-FG Made: -  
 FT Made: 2 vs. Cameron (11/13/09)  
 Assists: 1 vs. USW (12/2/09)  
 Rebounds: 2 vs. USW (12/2/09)  
 Steals: -  
 Blocks: -  
 Minutes: 3 vs. USW (12/2/09)



Opponent	Date	gs		Total		3-Pointers		Free throws		Rebounds				pf	a	t/o	blk	stl	pts	avg
		gs	min	fg-fga	pct	3fg-fga	pct	ft-fta	pct	off	def	tot	avg							
CAMERON	11/13/09	1		0-0	.000	0-0	.000	2-2	1.000	0	0	0	0.0	0	0	1	0	0	2	2.0
UNIVERSITY OF THE SO	12/02/09	3		1-2	.500	0-0	.000	0-0	.000	1	1	2	1.0	0	1	0	0	0	2	2.0
Totals		0	4	1-2	.500	0-0	.000	2-2	1.000	1	1	2	1.0	0	1	1	0	0	4	2.0

Games played: 2  
 Minutes/game: 2.0  
 Points/game: 2.0  
 FG Pct: 50.0  
 FT Pct: 100.0

Rebounds/game: 1.0  
 Assists/game: 0.5  
 Turnovers/game: 0.5  
 Assist/turnover ratio: 1.0


# 14 TRISTAN THOMPSON

6-5 • 190 • Jr. • G • 2L • Angleton, Texas (Brewster Academy)

Four straight double-digit games, including career high 27 points and 6 three-pointers vs FIU ... Averaging 13.6 career points per game in Sun Belt play ... Reached double figures for first time in '09-10 against USW with 11 points ... 2008-09: NT's 2nd highest scoring threat with 11.4 ppg ... Had five 20-point games in 08-09, including career scoring efforts in three of four games in December, culminating in a 27 point outing at ULL ... Named the Sun Belt Player of the Week ... Shot 45.1 percent from deep in SBC play ... Recorded first perfect night in NT history vs Sam Houston - 6-6 FG, 2-2 3-point, 6-6 FT.

### CAREER HIGHS

Points: 27, last vs. FIU (12/20/09)  
 FG Made: 11 vs. UL (12/18/08)  
 3-FG Made: 6 vs. FIU (12/20/09)  
 FT Made: 13 vs. UL (2/7/09)  
 Assists: 5 vs. TSU (12/28/09)  
 Rebounds: 8, last vs NMSU (12/1/07)  
 Steals: 3 vs Centenary (12/20/07)  
 Blocks: 1, last vs. Houston (11/29/08)  
 Minutes: 41 vs. Arkansas St. (1/10/09)



Opponent	Date	gs	min	Total		3-Pointers		Free throws		Rebounds				pf	a	t/o	blk	stl	pts	avg	
				fg-fga	pct	3fg-fga	pct	ft-fta	pct	off	def	tot	avg								
CAMERON	11/13/09	*	16	1-3	.333	0-2	.000	3-4	.750	1	2	3	3.0	1	0	1	0	0	5	5.0	
at UT Arlington	11/18/09	*	25	1-5	.200	0-0	.000	7-9	.778	1	3	4	3.5	4	3	3	0	0	9	7.0	
at Oklahoma State	11/21/09		15	2-6	.333	1-2	.500	0-0	.000	3	2	5	4.0	2	1	2	0	0	5	6.3	
JACKSON STATE	11/24/09	*	21	1-7	.143	0-1	.000	3-4	.750	0	2	2	3.5	1	3	2	0	0	5	6.0	
at Boise State	11/28/09	*	24	2-7	.286	2-4	.500	1-2	.500	0	4	4	3.6	1	1	1	0	0	7	6.2	
UNIVERSITY OF THE SO	12/02/09	*	23	4-8	.500	3-5	.600	0-1	.000	0	4	4	3.7	0	1	0	0	2	11	7.0	
at Rice	12/05/09	*	18	0-4	.000	0-3	.000	2-2	1.000	0	0	0	3.1	2	0	0	0	0	2	6.3	
at Texas A&M	12/07/09	*	26	3-8	.375	0-2	.000	3-3	1.000	1	2	3	3.1	0	2	2	0	1	9	6.6	
ULM	12/13/09	*	32	7-8	.875	4-4	1.000	2-2	1.000	0	3	3	3.1	2	1	3	0	1	20	8.1	
FIU	12/20/09	*	37	8-19	.421	6-11	.545	5-6	.833	1	3	4	3.2	4	2	2	0	0	27	10.0	
SOUTHEASTERN	12/22/09	*	31	5-10	.500	2-5	.400	0-2	.000	0	2	2	3.1	3	0	2	0	1	12	10.2	
TEXAS SOUTHERN	12/28/09	*	37	7-14	.500	2-6	.333	5-6	.833	0	4	4	3.2	3	5	1	0	0	21	11.1	
<b>Totals</b>			11	305	41-99	.414	20-45	.444	31-41	.756	7	31	38	3.2	23	19	19	0	5	133	11.1

Games played: 12  
 Minutes/game: 25.4  
 Points/game: 11.1  
 FG Pct: 41.4  
 3FG Pct: 44.4  
 FT Pct: 75.6

Rebounds/game: 3.2  
 Assists/game: 1.6  
 Turnovers/game: 1.6  
 Assist/turnover ratio: 1.0  
 Steals/game: 0.4

### CAREER STATS

Season	gp-gs	min/avg	Total		3-Point		F-Throws		Rebounds				Scoring							
			fg-fga	pct	fg-fga	pct	ft-fta	pct	off	def	tot	avg	pf	fo	ast	to	blk	stl	pts	avg
2007-08	30-12	494/16.5	56-133	.421	22-62	.355	59-74	.797	19	49	68	2.3	39	0	21	37	1	14	193	6.4
2008-09	32-27	718/22.4	107-248	.431	34-91	.374	117-148	.791	22	52	74	2.3	59	1	34	41	1	11	365	11.4
2009-10	12-11	305/25.4	41-99	.414	20-45	.444	31-41	.756	7	31	38	3.2	23	0	19	19	0	5	133	11.1
<b>TOTAL</b>	<b>74-50</b>	<b>1517/20.5</b>	<b>204-480</b>	<b>.425</b>	<b>76-198</b>	<b>.384</b>	<b>207-263</b>	<b>.787</b>	<b>48</b>	<b>132</b>	<b>180</b>	<b>2.4</b>	<b>121</b>	<b>1</b>	<b>74</b>	<b>97</b>	<b>2</b>	<b>30</b>	<b>691</b>	<b>9.3</b>


**15 BEN KNOX**

6-10 • 221 • Fr. • C • RS • Arlington, Texas (Grace Prep Academy)

Recorded first career block at No. 16 Texas A&M ... Posted 4 points on 2-2 shooting at Boise State ... Saw first action at NT and grabbed 1 rebound vs Cameron ... 2008-09: Took a redshirt ... Was a TAPPS Second-Team All-State selection as a senior ... Guided Grace Prep to the TAPPS state title game in each of the last two seasons ... Ranked as the No. 62 recruit in the state by TexasHoops.com ... Listed as No. 354 among the top 1,000 players in the country by HoopScoopOnline.com ... Averaged 10 points, nine rebounds and three blocks per game in 2007-08 ... Had the Lions ranked 5th in state.

**CAREER HIGHS**

Points: 4 vs. Boise St. (11/28/09)  
 FG Made: 2 vs. Boise St. (11/28/09)  
 3-FG Made: -  
 FT Made: -  
 Assists: 1 vs. Boise St. (11/28/09)  
 Rebounds: 1, last vs. ULM (12/13/09)  
 Steals: -  
 Blocks: 1 vs. Texas A&M (12/7/09)  
 Minutes: 10 vs. USW (12/2/09)



Opponent	Date	gs	min	Total		3-Pointers		Free throws		Rebounds				pf	a	t/o	blk	stl	pts	avg
				fg-fga	pct	3fg-fga	pct	ft-fga	pct	off	def	tot	avg							
CAMERON	11/13/09		1	0-0	.000	0-0	.000	0-0	.000	1	0	1	1.0	0	0	0	0	0	0	0.0
at Boise State	11/28/09		4	2-2	1.000	0-0	.000	0-0	.000	1	0	1	1.0	0	1	1	0	0	4	2.0
UNIVERSITY OF THE SO	12/02/09		10	0-0	.000	0-0	.000	0-0	.000	1	0	1	1.0	1	0	1	0	0	0	1.3
at Texas A&M	12/07/09		3	0-0	.000	0-0	.000	0-0	.000	0	0	0	0.8	1	0	0	1	0	0	1.0
ULM	12/13/09		1	0-0	.000	0-0	.000	0-2	.000	0	1	1	0.8	0	0	0	0	0	0	0.8
FIU	12/20/09		0	0-0	.000	0-0	.000	0-0	.000	0	0	0	0.7	0	0	0	0	0	0	0.7
Totals		0	19	2-2	1.000	0-0	.000	0-2	.000	3	1	4	0.7	2	1	2	1	0	4	0.7

Games played: 6  
 Minutes/game: 3.2  
 Points/game: 0.7  
 FG Pct: 100.0  
 FT Pct: 0.0

Rebounds/game: 0.7  
 Assists/game: 0.2  
 Turnovers/game: 0.3  
 Assist/turnover ratio: 0.5  
 Blocks/game: 0.2



**20 COLLIN MANGRUM**

6-4 • 190 • Jr. • G • 2L • Howe, Texas (Howe HS)

Started just his second career game vs Texas Southern, posting 9 points in a career-high 27 minutes ... Shooting 19-41 (46.3 percent) from the floor after entering '09-10 with 28.8 career shooting percentage (19-66) ... 12 points at Rice was second career double-digit game ... Went 2-2 for 5 points at Oklahoma State ... 2008-09: Exploded for career highs in points (19), field goals (7) and 3-pointers (5) in breakout game vs Middle Tennessee ... Missed all of 2007-08 and the final nine games of the 08-09 season after exacerbating chronic injuries.

**CAREER HIGHS**

Points: 19 vs. MTSU (12/31/08)  
 FG Made: 7 vs. MTSU (12/31/08)  
 3-FG Made: 5 vs. MTSU (12/31/08)  
 FT Made: 4, last vs Jarvis (12/22/06)  
 Assists: 1, last vs. USW (12/2/09)  
 Rebounds: 4, last vs. ULL (2/7/09)  
 Steals: 2, last vs. JSU (11/24/09)  
 Blocks: 1, last vs. Rice (12/5/09)  
 Minutes: 27 vs. TSU (12/28/09)



Opponent	Date	gs	min	Total		3-Pointers		Free throws		Rebounds				pf	a	t/o	blk	stl	pts	avg	
				fg-fga	pct	3fg-fga	pct	ft-fta	pct	off	def	tot	avg								
CAMERON	11/13/09		12	3-7	.429	1-3	.333	2-2	1.000	0	0	0	0.0	2	0	0	0	0	9	9.0	
at Oklahoma State	11/21/09		10	2-2	1.000	1-1	1.000	0-0	.000	0	1	1	0.5	1	0	1	0	0	5	7.0	
JACKSON STATE	11/24/09		15	3-6	.500	1-4	.250	0-0	.000	0	0	0	0.3	4	0	1	1	2	7	7.0	
at Boise State	11/28/09		16	2-3	.667	0-0	.000	0-1	.000	0	0	0	0.3	2	0	0	0	0	4	6.3	
UNIVERSITY OF THE SO	12/02/09		15	2-3	.667	1-2	.500	2-2	1.000	0	1	1	0.4	4	1	0	1	1	7	6.4	
at Rice	12/05/09		23	4-8	.500	1-4	.250	3-4	.750	0	3	3	0.8	2	0	1	1	1	12	7.3	
ULM	12/13/09		11	0-3	.000	0-2	.000	0-0	.000	0	1	1	0.9	1	0	1	0	0	0	6.3	
FIU	12/20/09		10	0-2	.000	0-2	.000	2-2	1.000	0	2	2	1.0	0	0	0	0	0	2	5.8	
SOUTHEASTERN	12/22/09		9	0-1	.000	0-1	.000	0-0	.000	0	0	0	0.9	2	0	0	0	0	0	5.1	
TEXAS SOUTHERN	12/28/09	*	27	3-6	.500	0-1	.000	3-3	1.000	0	3	3	1.1	0	0	3	0	1	9	5.5	
<b>Totals</b>			<b>1</b>	<b>148</b>	<b>19-41</b>	<b>.463</b>	<b>5-20</b>	<b>.250</b>	<b>12-14</b>	<b>.857</b>	<b>0</b>	<b>11</b>	<b>11</b>	<b>1.1</b>	<b>18</b>	<b>1</b>	<b>7</b>	<b>3</b>	<b>5</b>	<b>55</b>	<b>5.5</b>

Games played: 10  
 Minutes/game: 14.8  
 Points/game: 5.5  
 FG Pct: 46.3  
 3FG Pct: 25.0  
 FT Pct: 85.7

Rebounds/game: 1.1  
 Assists/game: 0.1  
 Turnovers/game: 0.7  
 Assist/turnover ratio: 0.1  
 Steals/game: 0.5  
 Blocks/game: 0.3

**CAREER STATS**

Season	gp-gs	min/avg	Total		3-Point		F-Throws		Rebounds				Scoring							
			fg-fga	pct	fg-fga	pct	ft-fta	pct	off	def	tot	avg	pf	fo	ast	to	blk	stl	pts	avg
2006-07	21-0	129/6.1	10-31	.323	3-17	.176	10-12	.833	6	15	21	1.0	16	0	5	9	2	7	33	1.6
2008-09	11-1	88/8.0	9-35	.257	5-22	.227	3-6	.500	2	12	14	1.3	18	1	3	9	0	5	26	2.4
2009-10	10-1	148/14.8	19-41	.463	5-20	.250	12-14	.857	0	11	11	1.1	18	0	1	7	3	5	55	5.5
<b>TOTAL</b>	<b>42-2</b>	<b>365/8.7</b>	<b>38-107</b>	<b>.355</b>	<b>13-59</b>	<b>.220</b>	<b>25-32</b>	<b>.781</b>	<b>8</b>	<b>38</b>	<b>46</b>	<b>1.1</b>	<b>52</b>	<b>1</b>	<b>9</b>	<b>25</b>	<b>5</b>	<b>17</b>	<b>114</b>	<b>2.7</b>

## 21 SHANNON SHORTER

6-4 • 200 • Jr. • G • TR • Houston (Paris JC)

Tied career-high 11 points vs Texas Southern ... Snagged first career double-double vs. USW ... Started season opener vs Cameron ... racked up 11 points in the 2OT win over UTA ... 2008-09 Paris: Poured in 15.7 points per game and 9.0 rebounds per game in the Region XIV Tourney, earning an All-Tournament Team selection to go with his All-Conference bid ... Led the Dragons to a 25-6 record and a national top 10 ranking ... A strong defensive presence, Shorter and Paris finished sixth nationally in defensive points allowed ... Averaged 9.9 points on 52.0 percent shooting and 5.1 rpg as a sophomore.

### CAREER HIGHS

Points: 11, last vs. TSU (12/28/09)  
 FG Made: 4 vs. USW (12/2/09)  
 3-FG Made: 1 vs. OSU (11/21/09)  
 FT Made: 7 vs. TSU (12/28/09)  
 Assists: 3, last vs. FIU (12/20/09)  
 Rebounds: 10 vs. USW (12/2/09)  
 Steals: 1, last vs. SLU (12/22/09)  
 Blocks: -  
 Minutes: 28 vs. UTA (11/18/09)



Opponent	Date	gs	min	Total		3-Pointers		Free throws		Rebounds				pf	a	t/o	blk	stl	pts	avg	
				fg-fga	pct	3fg-fga	pct	ft-fga	pct	off	def	tot	avg								
CAMERON	11/13/09	*	21	0-3	.000	0-2	.000	2-2	1.000	0	2	2	2.0	0	2	2	0	0	2	2.0	
at UT Arlington	11/18/09	*	28	3-8	.375	0-2	.000	5-7	.714	2	2	4	3.0	3	2	1	0	1	11	6.5	
at Oklahoma State	11/21/09	*	17	2-5	.400	1-1	1.000	2-2	1.000	2	2	4	3.3	3	1	2	0	1	7	6.7	
JACKSON STATE	11/24/09		7	1-2	.500	0-0	.000	0-0	.000	0	1	1	2.8	0	0	1	0	0	2	5.5	
at Boise State	11/28/09		8	0-2	.000	0-0	.000	0-0	.000	0	2	2	2.6	0	0	1	0	0	0	4.4	
UNIVERSITY OF THE SO	12/02/09		21	4-5	.800	0-0	.000	3-7	.429	4	6	10	3.8	1	2	0	0	0	11	5.5	
at Rice	12/05/09		3	0-1	.000	0-1	.000	0-0	.000	0	1	1	3.4	0	0	0	0	0	0	4.7	
at Texas A&M	12/07/09		22	1-3	.333	0-1	.000	0-0	.000	0	0	0	3.0	4	1	2	0	0	2	4.4	
ULM	12/13/09		19	3-4	.750	0-1	.000	0-0	.000	0	4	4	3.1	5	3	1	0	1	6	4.6	
FIU	12/20/09		18	0-2	.000	0-1	.000	4-4	1.000	2	1	3	3.1	3	3	4	0	1	4	4.5	
SOUTHEASTERN	12/22/09		20	1-3	.333	0-1	.000	0-0	.000	0	3	3	3.1	1	2	1	0	1	2	4.3	
TEXAS SOUTHERN	12/28/09		19	2-3	.667	0-0	.000	7-9	.778	0	3	3	3.1	3	2	1	0	0	11	4.8	
Totals			3	203	17-41	.415	1-10	.100	23-31	.742	10	27	37	3.1	23	18	16	0	5	58	4.8

Games played: 12  
 Minutes/game: 16.9  
 Points/game: 4.8  
 FG Pct: 41.5  
 3FG Pct: 10.0  
 FT Pct: 74.2

Rebounds/game: 3.1  
 Assists/game: 1.5  
 Turnovers/game: 1.3  
 Assist/turnover ratio: 1.1  
 Steals/game: 0.4

**23 RICHARD THOMAS**

6-5 • 190 • Jr. • G • TR • Rosedale, N.Y. (Garden City CC)

Held scoreless for the first time in his career vs Texas Southern ... Filled up the defensive stat sheet at Boise State and No. 16 Texas A&M with 2 steals and 1 block in both games ... Earned starting nod at OSU and had 5 points and 2 blocks ... Reached double-figures (12 pts) in first NT appearance in season opener ... 2008-09 Garden City: Named to the 2009 Region VI All-Tournament team at Garden City CC (Kan.) ... Represented the Broncbusters at the NJCAA All-Star Game, and scored 10 points.

**CAREER HIGHS**

Points: 12 vs. Cameron (11/13/09)  
 FG Made: 3, last vs. FIU (12/20/09)  
 3-FG Made: 2, last vs. FIU (12/20/09)  
 FT Made: 4 vs. Cameron (11/13/09)  
 Assists: 3, last vs. ULM (12/13/09)  
 Rebounds: 4 vs. Texas A&M (12/7/09)  
 Steals: 2, last vs. Texas A&M (12/7/09)  
 Blocks: 2 vs. OSU (11/21/09)  
 Minutes: 31, last vs. Texas A&M (12/7/09)



Opponent	Date	gs	min	Total		3-Pointers		Free throws		Rebounds				pf	a	t/o	blk	stl	pts	avg
				fg-fga	pct	3fg-fga	pct	ft-fa	pct	off	def	tot	avg							
CAMERON	11/13/09		24	3-7	.429	2-5	.400	4-5	.800	0	1	1	1.0	3	1	3	0	0	12	12.0
at UT Arlington	11/18/09		14	1-4	.250	1-3	.333	0-0	.000	0	2	2	1.5	1	0	1	1	0	3	7.5
at Oklahoma State	11/21/09	*	21	1-3	.333	1-3	.333	2-2	1.000	1	1	2	1.7	1	1	1	2	0	5	6.7
JACKSON STATE	11/24/09	*	26	3-5	.600	2-3	.667	3-4	.750	0	3	3	2.0	4	1	0	0	0	11	7.8
at Boise State	11/28/09	*	31	3-11	.273	1-6	.167	0-0	.000	1	1	2	2.0	2	2	6	1	2	7	7.6
UNIVERSITY OF THE SO	12/02/09	*	19	3-5	.600	2-3	.667	0-0	.000	0	2	2	2.0	2	1	3	0	0	8	7.7
at Rice	12/05/09	*	11	1-4	.250	1-4	.250	0-0	.000	1	0	1	1.9	4	0	1	0	0	3	7.0
at Texas A&M	12/07/09	*	31	1-5	.200	1-3	.333	2-2	1.000	0	4	4	2.1	4	3	1	1	2	5	6.8
ULM	12/13/09	*	23	3-6	.500	0-1	.000	3-4	.750	1	1	2	2.1	3	3	3	0	0	9	7.0
FIU	12/20/09	*	24	3-6	.500	2-5	.400	2-3	.667	1	2	3	2.2	5	0	2	0	1	10	7.3
SOUTHEASTERN	12/22/09	*	20	2-8	.250	0-3	.000	3-3	1.000	0	5	5	2.5	1	1	1	0	1	7	7.3
TEXAS SOUTHERN	12/28/09		4	0-1	.000	0-1	.000	0-2	.000	0	2	2	2.4	0	1	1	0	1	0	6.7
Totals		9	248	24-65	.369	13-40	.325	19-25	.760	5	24	29	2.4	30	14	23	5	7	80	6.7

Games played: 12  
 Minutes/game: 20.7  
 Points/game: 6.7  
 FG Pct: 36.9  
 3FG Pct: 32.5  
 FT Pct: 76.0

Rebounds/game: 2.4  
 Assists/game: 1.2  
 Turnovers/game: 1.9  
 Assist/turnover ratio: 0.6  
 Steals/game: 0.6  
 Blocks/game: 0.4


**25 ERIC TRAMIEL**

6-7 • 230 • Sr. • F • 1L • Shreveport, La. (Paris JC)

Left with a wrist injury 3 minutes in TSU game ... Ranks 4th in school history with a 55.9 career FG% ... 19 points and 8 rebounds vs SLU ... Bullied OSU for 16 pts on 7-of-14 shooting, and No. 16 Texas A&M for 17 pts on 6-of-11 ... 20th career double-digit scoring performance in season opener ... Career-high 3 steals vs ULM ... Preseason First Team All-Sun Belt ... 2008-09: Earned Third Team All-Sun Belt honors ... Was one of just 2 players in the SBC to average over 12.0 ppg and have at least 20 assists (26) and 20 blocks (21) ... Shot 57.9% in 08-09, which leads all SBC newcomers and ranked 3rd in the league.

**CAREER HIGHS**

Points: 22 vs. FIU (1/22/09)  
 FG Made: 9 vs. UALR (1/08/09)  
 3-FG Made: 2, last vs. Rice (12/5/09)  
 FT Made: 13 vs. FAU (3/4/09)  
 Assists: 3, last vs. ASU (2/26/09)  
 Rebounds: 15 vs. FIU (1/22/09)  
 Steals: 3 vs. ULM (12/13/09)  
 Blocks: 4 vs. SHSU (11/20/08)  
 Minutes: 39 vs. FIU (12/20/09)



Opponent	Date	gs	min	Total		3-Pointers		Free throws		Rebounds				pf	a	t/o	blk	stl	pts	avg	
				fg-fga	pct	3fg-fga	pct	ft-fta	pct	off	def	tot	avg								
CAMERON	11/13/09	*	29	3-7	.429	0-1	.000	5-8	.625	4	3	7	7.0	3	2	3	0	0	11	11.0	
at UT Arlington	11/18/09	*	20	1-3	.333	0-1	.000	3-3	1.000	0	3	3	5.0	5	0	0	0	1	5	8.0	
at Oklahoma State	11/21/09	*	32	7-14	.500	1-3	.333	1-1	1.000	0	3	3	4.3	5	0	0	1	0	16	10.7	
JACKSON STATE	11/24/09	*	29	6-9	.667	0-1	.000	3-5	.600	1	4	5	4.5	5	0	3	2	1	15	11.8	
at Boise State	11/28/09	*	33	5-8	.625	2-3	.667	2-5	.400	0	4	4	4.4	3	1	2	1	1	14	12.2	
at Rice	12/05/09	*	34	3-10	.300	2-5	.400	2-4	.500	2	5	7	4.8	3	1	3	0	0	10	11.8	
at Texas A&M	12/07/09	*	31	6-11	.545	1-4	.250	4-7	.571	2	4	6	5.0	5	2	2	1	2	17	12.6	
ULM	12/13/09	*	28	7-9	.778	0-0	.000	2-4	.500	2	3	5	5.0	2	0	2	1	3	16	13.0	
FIU	12/20/09	*	39	0-5	.000	0-2	.000	0-3	.000	2	3	5	5.0	1	1	1	1	0	0	11.6	
SOUTHEASTERN	12/22/09	*	33	6-10	.600	0-1	.000	7-9	.778	3	5	8	5.3	1	0	3	1	0	19	12.3	
TEXAS SOUTHERN	12/28/09	*	3	0-1	.000	0-0	.000	0-0	.000	0	1	1	4.9	0	1	0	0	0	0	11.2	
<b>Totals</b>			11	311	44-87	.506	6-21	.286	29-49	.592	16	38	54	4.9	33	8	19	8	8	123	11.2

Games played: 11  
 Minutes/game: 28.3  
 Points/game: 11.2  
 FG Pct: 50.6  
 3FG Pct: 28.6  
 FT Pct: 59.2

Rebounds/game: 4.9  
 Assists/game: 0.7  
 Turnovers/game: 1.7  
 Assist/turnover ratio: 0.4  
 Steals/game: 0.7  
 Blocks/game: 0.7

**CAREER STATS**

Season	gp-gs	min/avg	Total		3-Point		F-Throws		Rebounds				Scoring							
			fg-fga	pct	fg-fga	pct	ft-fta	pct	off	def	tot	avg	pf	fo	ast	to	blk	stl	pts	avg
2008-09	32-19	784/24.5	132-228	.579	4-10	.400	116-179	.648	74	138	212	6.6	86	3	26	50	21	13	384	12.0
2009-10	11-11	311/28.3	44-87	.506	6-21	.286	29-49	.592	16	38	54	4.9	33	4	8	19	8	8	123	11.2
<b>TOTAL</b>	<b>43-30</b>	<b>1095/25.5</b>	<b>176-315</b>	<b>.559</b>	<b>10-31</b>	<b>.323</b>	<b>145-228</b>	<b>.636</b>	<b>90</b>	<b>176</b>	<b>266</b>	<b>6.2</b>	<b>119</b>	<b>7</b>	<b>34</b>	<b>69</b>	<b>29</b>	<b>21</b>	<b>507</b>	<b>11.8</b>

**30 JACOB HOLMEN**

6-8 • 220 • Fr. • F • HS • Whitehouse, Texas (Whitehouse HS)

Hit game winning 15-footer with 3 seconds remaining vs Texas Southern ... 81.3 FT% is among team leaders ... Posted a block and a 3-pointer in 9 minutes at No. 16 Texas A&M ... Only Josh White has topped Holmen's 17 pts vs USW ... 7 rebounds vs FIU ... Hit first career 3-pointer at Boise State ... Team's leading rebounder at OSU with 8 boards ... Breakout game vs. UTA with 14 pts in 29 minutes ... High School: Was the District 11-4A Defensive POY and a First-Team All-East Texas selection by the Tyler Morning Telegraph following his junior season, and upped that to All-East Texas MVP in 2009.

**CAREER HIGHS**

Points: 17 vs. USW (12/2/09)  
 FG Made: 6, last vs. USW (12/2/09)  
 3-FG Made: 1, vs. Texas A&M (12/7/09)  
 FT Made: 5 vs. USW (12/2/09)  
 Assists: 2 vs. Cameron (11/13/09)  
 Rebounds: 8 vs. OSU (11/21/09)  
 Steals: 1, last vs. TSU (12/28/09)  
 Blocks: 1, last vs. SLU (12/22/09)  
 Minutes: 30 vs. TSU (12/28/09)



Opponent	Date	gs	min	Total		3-Pointers		Free throws		Rebounds				pf	a	t/o	blk	stl	pts	avg
				fg-fga	pct	3fg-fga	pct	ft-fta	pct	off	def	tot	avg							
CAMERON	11/13/09		16	2-5	.400	0-1	.000	0-0	.000	1	1	2	2.0	1	2	0	0	0	4	4.0
at UT Arlington	11/18/09		29	6-12	.500	0-2	.000	2-4	.500	1	3	4	3.0	4	0	0	1	0	14	9.0
at Oklahoma State	11/21/09		13	3-8	.375	0-2	.000	0-1	.000	3	5	8	4.7	2	1	0	0	1	6	8.0
JACKSON STATE	11/24/09		11	1-1	1.000	0-0	.000	4-4	1.000	0	1	1	3.8	0	0	0	0	0	6	7.5
at Boise State	11/28/09		7	3-5	.600	1-1	1.000	0-0	.000	0	1	1	3.2	1	0	0	0	0	7	7.4
UNIVERSITY OF THE SO	12/02/09	*	22	6-10	.600	0-1	.000	5-5	1.000	1	1	2	3.0	2	1	1	0	1	17	9.0
at Rice	12/05/09	*	11	1-6	.167	0-0	.000	0-0	.000	2	1	3	3.0	0	0	0	0	0	2	8.0
at Texas A&M	12/07/09		9	1-4	.250	1-2	.500	0-0	.000	1	0	1	2.8	0	0	0	1	0	3	7.4
ULM	12/13/09		6	0-2	.000	0-1	.000	0-0	.000	0	2	2	2.7	2	0	2	0	1	0	6.6
FIU	12/20/09		15	1-5	.200	0-1	.000	0-0	.000	3	4	7	3.1	0	0	1	0	0	2	6.1
SOUTHEASTERN	12/22/09		11	1-2	.500	0-1	.000	0-0	.000	0	1	1	2.9	3	0	1	1	0	2	5.7
TEXAS SOUTHERN	12/28/09		30	5-7	.714	0-0	.000	2-2	1.000	0	2	2	2.8	0	1	2	0	1	12	6.3
Totals		2	180	30-67	.448	2-12	.167	13-16	.813	12	22	34	2.8	15	5	7	3	4	75	6.3

Games played: 12  
 Minutes/game: 15.0  
 Points/game: 6.3  
 FG Pct: 44.8  
 3FG Pct: 16.7  
 FT Pct: 81.3

Rebounds/game: 2.8  
 Assists/game: 0.4  
 Turnovers/game: 0.6  
 Assist/turnover ratio: 0.7  
 Steals/game: 0.3  
 Blocks/game: 0.3

**33 TYLER HALL**

6-2 • 175 • So. • G • HS • Pampa, Texas (Pampa HS)

4 pts in 3 minutes vs. USW ... Recorded a steal in 1 minute of play vs Cameron ... High School: A multi-sport standout at Pampa High School, Hall averaged 22 points, 6 rebounds and 5 assists per game as a senior ... Was named an all-district performer in each of his last two seasons, and was once named to the all-region team ... Scored a career-high double-double with 42 points and 11 rebounds in a single game ... Also lettered in track, where he qualified for regionals in the long jump ... Participated in the Faith 7 Texas vs. Oklahoma All-Star game ... Has two brothers, Brodie and Clayton ... Born on August 29, 1988 to Kitty and Terry Hall.

**CAREER HIGHS**

Points: 4 vs. USW (12/2/09)  
 FG Made: 1 vs. USW (12/2/09)  
 3-FG Made: -  
 FT Made: 2 vs. USW (12/2/09)  
 Assists: 1 vs. USW (12/2/09)  
 Rebounds: -  
 Steals: 1 vs. Cameron (11/13/09)  
 Blocks: -  
 Minutes: 3 vs. USW (12/2/09)



Opponent	Date	gs	min	Total		3-Pointers		Free throws		Rebounds				pf	a	t/o	blk	stl	pts	avg
				fg-fga	pct	3fg-fga	pct	ft-fta	pct	off	def	tot	avg							
CAMERON	11/13/09		1	0-1	.000	0-0	.000	0-0	.000	0	0	0	0.0	0	0	0	0	1	0	0.0
UNIVERSITY OF THE SO	12/02/09		3	1-1	1.000	0-0	.000	2-2	1.000	0	0	0	0.0	0	1	0	0	0	4	2.0
Totals		0	4	1-2	.500	0-0	.000	2-2	1.000	0	0	0	0.0	0	1	0	0	1	4	2.0

Games played: 2  
 Minutes/game: 2.0  
 Points/game: 2.0  
 FG Pct: 50.0  
 FT Pct: 100.0

Assists/game: 0.5  
 Assist/turnover ratio: 99.9  
 Steals/game: 0.5


**42 CAMERON SPENCER**

6-7 • 264 • Jr. • F • SQ • Orange, Texas (Southern Methodist)

Career high 2 assists and a block vs ULM ... Solid 5 pts on 2-3 shooting vs. USW ... Game and career-high 8 rebounds at Boise State ... Tallied a jumper and a block vs. Jackson State ... Scored a bucket vs Cameron in his first action at NT ... Sat out the 2008-09 season due to NCAA transfer rules ... At SMU he played in 41 games over two years, hitting 53.6 percent from the floor ... Was the first signee for SMU head coach Matt Doherty ... He also tallied 6 blocks and 6 steals to go with 5 assists and 9-of-17 (52.9 percent) shooting on the year.

**CAREER HIGHS**

Points: 5 vs. USW (12/2/09)  
 FG Made: 2 vs. USW (12/2/09)  
 3-FG Made: -  
 FT Made: 1 vs. USW (12/2/09)  
 Assists: 2 vs. ULM (12/13/09)  
 Rebounds: 8 vs. Boise St. (11/28/09)  
 Steals: 1, last vs. ULM (12/13/09)  
 Blocks: 1, last vs. Boise St. (11/28/09)  
 Minutes: 19 vs. Boise St. (11/28/09)



Opponent	Date	gs	min	Total		3-Pointers		Free throws		Rebounds				pf	a	t/o	blk	stl	pts	avg	
				fg-fga	pct	3fg-fga	pct	ft-fta	pct	off	def	tot	avg								
CAMERON	11/13/09		5	1-2	.500	0-0	.000	0-0	.000	1	0	1	1.0	0	1	0	0	0	2	2.0	
at UT Arlington	11/18/09		6	0-0	.000	0-0	.000	0-0	.000	0	1	1	1.0	0	0	2	0	0	0	1.0	
at Oklahoma State	11/21/09		1	0-1	.000	0-0	.000	0-0	.000	0	0	0	0.7	1	0	0	0	0	0	0.7	
JACKSON STATE	11/24/09		3	1-2	.500	0-0	.000	0-0	.000	0	1	1	0.8	0	0	0	1	0	2	1.0	
at Boise State	11/28/09		19	1-2	.500	0-0	.000	0-0	.000	3	5	8	2.2	0	1	1	1	0	2	1.2	
UNIVERSITY OF THE SO	12/02/09		14	2-3	.667	0-0	.000	1-2	.500	1	3	4	2.5	0	0	0	0	1	5	1.8	
at Rice	12/05/09		6	0-0	.000	0-0	.000	0-0	.000	0	1	1	2.3	0	0	0	0	0	0	1.6	
at Texas A&M	12/07/09		6	1-2	.500	0-0	.000	0-0	.000	1	2	3	2.4	3	0	0	0	1	2	1.6	
ULM	12/13/09		6	0-0	.000	0-0	.000	0-0	.000	0	1	1	2.2	2	2	0	0	1	0	1.4	
TEXAS SOUTHERN	12/28/09		2	0-0	.000	0-0	.000	0-0	.000	0	0	0	2.0	1	0	0	0	0	0	1.3	
Totals			0	68	6-12	.500	0-0	.000	1-2	.500	6	14	20	2.0	7	4	3	2	3	13	1.3

Games played: 10  
 Minutes/game: 6.8  
 Points/game: 1.3  
 FG Pct: 50.0  
 FT Pct: 50.0

Rebounds/game: 2.0  
 Assists/game: 0.4  
 Turnovers/game: 0.3  
 Assist/turnover ratio: 1.3  
 Steals/game: 0.3  
 Blocks/game: 0.2

# NORTH TEXAS vs. UALR

8-4 OVERALL, 1-1 SUN BELT WEST

## 2009-10 SEASON STATS TEAM/INDIVIDUAL

RECORD:	OVERALL	HOME	AWAY	NEUTRAL
ALL GAMES	8-4	6-1	2-3	0-0
CONFERENCE	1-1	1-1	0-0	0-0
NON-CONFERENCE	7-3	5-0	2-3	0-0

##	Player	gp-gs	min	avg	Total		3-Point		F-Throw		Rebounds				pf	dq	a	to	blk	stl	pts	avg
					fg-fga	fg%	3fg-fga	3fg%	ft-fga	ft%	off	def	tot	avg								
10	White, Josh	12-12	432	36.0	56-109	.514	23-49	.469	53-66	.803	7	22	29	2.4	14	0	48	37	0	4	188	15.7
25	Tramiel, Eric	11-11	311	28.3	44-87	.506	6-21	.286	29-49	.592	16	38	54	4.9	33	4	8	19	8	8	123	11.2
14	Thompson, Tristan	12-11	305	25.4	41-99	.414	20-45	.444	31-41	.756	7	31	38	3.2	23	0	19	19	0	5	133	11.1
04	Odufuwa, George	12-11	374	31.2	41-75	.547	0-0	.000	36-58	.621	39	77	116	9.7	32	1	13	30	17	10	118	9.8
01	Johnson, Dominique	4-0	60	15.0	8-19	.421	3-8	.375	8-10	.800	0	7	7	1.8	6	0	9	4	1	3	27	6.8
23	Thomas, Richard	12-9	248	20.7	24-65	.369	13-40	.325	19-25	.760	5	24	29	2.4	30	1	14	23	5	7	80	6.7
30	Holmen, Jacob	12-2	180	15.0	30-67	.448	2-12	.167	13-16	.813	12	22	34	2.8	15	0	5	7	3	4	75	6.3
20	Mangrum, Collin	10-1	148	14.8	19-41	.463	5-20	.250	12-14	.857	0	11	11	1.1	18	0	1	7	3	5	55	5.5
21	Shorter, Shannon	12-3	203	16.9	17-41	.415	1-10	.100	23-31	.742	10	27	37	3.1	23	1	18	16	0	5	58	4.8
33	Hall, Tyler	2-0	4	2.0	1-2	.500	0-0	.000	2-2	1.000	0	0	0	0.0	0	0	1	0	0	1	4	2.0
12	Goff, Nick	2-0	4	2.0	1-2	.500	0-0	.000	2-2	1.000	1	1	2	1.0	0	0	1	1	0	0	4	2.0
03	Williams, Alzee	12-0	114	9.5	6-26	.231	1-13	.077	6-8	.750	1	9	10	0.8	11	0	1	7	2	3	19	1.6
42	Spencer, Cameron	10-0	68	6.8	6-12	.500	0-0	.000	1-2	.500	6	14	20	2.0	7	0	4	3	2	3	13	1.3
15	Knox, Ben	6-0	19	3.2	2-2	1.000	0-0	.000	0-2	.000	3	1	4	0.7	2	0	1	2	1	0	4	0.7
11	Matlock, Antwone	2-0	5	2.5	0-3	.000	0-3	.000	0-0	.000	0	1	1	0.5	1	0	0	0	0	0	0	0.0
Team											20	25	45				3					
Total.....		12	2475		296-650	.455	74-221	.335	235-326	.721	127	310	437	36.4	215	7	143	178	42	58	901	75.1
Opponents.....		12	2476		314-737	.426	61-205	.298	162-224	.723	149	280	429	35.8	266	-	127	160	47	80	851	70.9

TEAM STATISTICS	NT	OPP	Date	Opponent	Score	Att.
SCORING	901	851	11/13/09	CAMERON	W 80-62	1524
Points per game	75.1	70.9	11/18/09	at UT Arlington	Wo2 101-99	1404
Scoring margin	+4.2	-	11/21/09	at Oklahoma State	L 68-82	10888
FIELD GOALS-ATT	296-650	314-737	11/24/09	JACKSON STATE	W 68-58	2164
Field goal pct	.455	.426	11/28/09	at Boise State	L 73-79	2650
3 POINT FG-ATT	74-221	61-205	12/02/09	UNIVERSITY OF THE SOUTHWEST	W 91-62	1677
3-point FG pct	.335	.298	12/05/09	at Rice	W 64-62	1490
3-pt FG made per game	6.2	5.1	12/07/09	at Texas A&M	L 65-75	6366
FREE THROWS-ATT	235-326	162-224	* 12/13/09	ULM	W 79-62	1412
Free throw pct	.721	.723	* 12/20/09	FIU	Lot 70-80	2327
F-Throws made per game	19.6	13.5	12/22/09	SOUTHEASTERN	W 71-61	1319
REBOUNDS	437	429	12/28/09	TEXAS SOUTHERN	W 71-69	1768
Rebounds per game	36.4	35.8				
Rebounding margin	+0.7	-				
ASSISTS	143	127				
Assists per game	11.9	10.6				
TURNOVERS	178	160				
Turnovers per game	14.8	13.3				
Turnover margin	-1.5	-				
Assist/turnover ratio	0.8	0.8				
STEALS	58	80				
Steals per game	4.8	6.7				
BLOCKS	42	47				
Blocks per game	3.5	3.9				
ATTENDANCE	12191	22798				
Home games-Avg/Game	7-1742	5-4560				
Neutral site-Avg/Game	-	0-0				

\* - Conference game

Score by Periods	1st	2nd	OT	OT2	Totals
North Texas	420	459	15	7	901
Opponents	403	418	25	5	851



**2009-10 SEASON STATS TEAM GAME-BY-GAME**

Opponent	Date	Score		Total		3-Pointers		Free throws		Rebounds				pf	a	t/o	blk	stl	pts	avg
				fg-fga	pct	3fg-fga	pct	ft-fa	pct	off	def	tot	avg							
CAMERON	11/13/09	80-62	W	24-57	.421	8-22	.364	24-33	.727	17	33	50	50.0	14	13	15	2	2	80	80.0
at UT Arlington	11/18/09	101-99	Wot	27-57	.474	3-15	.200	44-57	.772	10	36	46	48.0	27	13	22	5	7	101	90.5
at Oklahoma State	11/21/09	68-82	L	24-58	.414	5-16	.313	15-18	.833	12	24	36	44.0	19	11	13	4	2	68	83.0
JACKSON STATE	11/24/09	68-58	W	22-50	.440	4-14	.286	20-28	.714	6	30	36	42.0	20	10	14	7	6	68	79.2
at Boise State	11/28/09	73-79	L	29-62	.468	9-22	.409	6-12	.500	11	24	35	40.6	14	15	18	3	3	73	78.0
UNIVERSITY OF THE SO	12/02/09	91-62	W	33-59	.559	8-19	.421	17-24	.708	12	29	41	40.7	16	14	11	2	7	91	80.2
at Rice	12/05/09	64-62	W	18-48	.375	8-22	.364	20-26	.769	7	26	33	39.6	16	8	12	1	3	64	77.9
at Texas A&M	12/07/09	65-75	L	23-54	.426	4-16	.250	15-22	.682	14	17	31	38.5	21	14	14	4	7	65	76.2
ULM	12/13/09	79-62	W	28-49	.571	8-15	.533	15-25	.600	10	23	33	37.9	21	17	18	4	7	79	76.6
FIU	12/20/09	70-80	Lot	21-58	.362	10-30	.333	18-30	.600	16	22	38	37.9	19	9	14	6	3	70	75.9
SOUTHEASTERN	12/22/09	71-61	W	24-53	.453	3-17	.176	20-24	.833	7	24	31	37.3	15	7	12	4	6	71	75.5
TEXAS SOUTHERN	12/28/09	71-69	W	23-45	.511	4-13	.308	21-27	.778	5	22	27	36.4	13	12	15	0	5	71	75.1
North Texas		901		296-650	.455	74-221	.335	235-326	.721	127	310	437	36.4	215	143	178	42	58	901	75.1
Opponents		851		314-737	.426	61-205	.298	162-224	.723	149	280	429	35.8	266	127	160	47	80	851	70.9

Games played: 12  
 Points/game: 75.1  
 FG Pct: 45.5  
 3FG Pct: 33.5  
 FT Pct: 72.1

Rebounds/game: 36.4  
 Assists/game: 11.9  
 Turnovers/game: 14.8  
 Assist/turnover ratio: 0.8  
 Steals/game: 4.8  
 Blocks/game: 3.5

# NORTH TEXAS vs. UALR

# 8-4 OVERALL, 1-1 SUN BELT WEST



## CAMERON 62 at NORTH TEXAS 80

The Super Pit • Denton, Texas • 11/13/09

North Texas (1-0)	FG-A	3G-A	FT-A	O	D	T	PF	Pts	A	TO	B	S	Min.				
04 Odufuwa, George.....	f	4	10	0	0	4	7	6	18	24	0	12	1	3	2	1	29
25 Tramiel, Eric.....	f	3	7	0	1	5	8	4	3	7	3	11	2	3	0	0	29
10 White, Josh.....	g	6	9	5	6	2	3	1	3	4	2	19	4	2	0	0	30
14 Thompson, Tristan.....	g	1	3	0	2	3	4	1	2	3	1	5	0	1	0	0	16
21 Shorter, Shannon.....	g	0	3	0	2	2	2	0	2	2	0	2	2	2	0	0	21
03 Williams, Alzee.....	g	1	2	0	1	0	0	0	1	1	1	2	0	0	0	0	14
11 Matlock, Antwone.....	g	0	1	0	1	0	0	0	0	0	1	0	0	0	0	0	1
12 Goff, Nick.....	g	0	0	0	0	2	2	0	0	0	0	2	0	1	0	0	1
15 Knox, Ben.....	g	0	0	0	0	0	0	1	0	1	0	0	0	0	0	0	1
20 Mangrum, Collin.....	g	3	7	1	3	2	2	0	0	0	2	9	0	0	0	0	12
23 Thomas, Richard.....	g	3	7	2	5	4	5	0	1	1	3	12	1	3	0	0	24
30 Holmen, Jacob.....	g	2	5	0	1	0	0	1	1	2	1	4	2	0	0	0	16
33 Hall, Tyler.....	g	0	1	0	0	0	0	0	0	0	0	0	0	0	0	0	1
42 Spencer, Cameron.....	g	1	2	0	0	0	0	1	0	1	0	2	1	0	0	0	5
TEAM.....								2	2	4							
Totals.....		24	57	8	22	24	33	17	33	50	14	80	13	15	2	2	

Cameron (0-1)	FG-A	3G-A	FT-A	O	D	T	PF	Pts	A	TO	B	S	Min.				
13 GLASGOW, Kallan.....	f	3	6	0	1	2	4	1	4	5	1	8	4	2	1	0	31
30 BURKE, Jamaar.....	f	0	1	0	0	0	0	0	0	0	0	5	0	0	1	1	11
01 MORGAN, Greg.....	g	0	4	0	0	0	0	2	0	2	1	0	3	0	0	1	19
05 EILAND, Dernoado.....	g	5	16	3	11	0	0	1	1	2	4	13	0	1	0	1	29
20 WILLIAMS, Jacques.....	g	6	16	5	12	1	1	1	1	2	4	18	2	3	0	3	29
02 JEWELL, Paul.....	g	0	0	0	0	0	0	0	0	0	0	0	0	0	0	0	1
03 VUKADINOVIC, Nikola.....	g	0	2	0	2	0	0	0	0	0	1	0	0	1	0	0	7
12 GEIGER, Bryce.....	g	0	0	0	0	1	2	0	0	0	0	1	0	1	0	0	1
22 FARNSWORTH, Nick.....	g	0	0	0	0	0	0	0	0	1	0	0	0	0	0	0	1
24 MURRAY, Nathan.....	g	5	11	0	1	0	0	2	4	6	2	10	0	1	0	0	27
33 GARNER, Milton.....	g	2	5	2	5	0	3	1	5	6	1	6	1	1	0	2	29
40 DAWON, Terry.....	g	3	6	0	0	0	0	2	2	4	4	6	0	0	0	0	15
TEAM.....								2	4	6							
Totals.....		24	67	10	32	4	10	12	21	33	24	62	10	11	2	8	202

	1st	2nd	Tot	FG%	3FG%	FT%	FBR	Paint	P-TO	2nd	Bnch
North Texas	44	36	80	42.1	36.4	72.7	8	26	10	12	31
Cameron	29	33	62	35.8	31.3	40.0	2	20	10	16	23

Officials: David Stevens, Kyle Ingram, Bobby Jacobs  
Attendance: 1,524



## NORTH TEXAS 101 at UT ARLINGTON 99 (2OT)

Texas Hall • Arlington, Texas • 11/18/09

North Texas (2-0)	FG-A	3G-A	FT-A	O	D	T	PF	Pts	A	TO	B	S	Min.				
04 Odufuwa, George.....	*f	4	4	0	0	8	10	1	10	11	3	16	1	4	3	3	44
10 White, Josh.....	*f	9	14	2	4	15	18	2	5	7	1	35	4	7	0	0	46
14 Thompson, Tristan.....	*g	1	5	0	0	7	9	1	3	4	4	9	3	3	0	0	25
21 Shorter, Shannon.....	*g	3	8	0	2	5	7	2	2	4	3	11	2	1	0	1	28
25 Tramiel, Eric.....	*g	1	3	0	1	3	3	0	3	3	5	5	0	0	0	1	20
01 Johnson, Dominique.....	g	1	5	0	2	1	2	0	1	1	2	3	3	1	0	1	15
03 Williams, Alzee.....	g	1	2	0	1	3	4	1	1	2	4	5	0	1	0	1	23
23 Thomas, Richard.....	g	1	4	1	3	0	0	0	2	2	1	3	0	1	1	0	14
30 Holmen, Jacob.....	g	6	12	0	2	2	4	1	3	4	4	14	0	0	1	0	29
42 Spencer, Cameron.....	g	0	0	0	0	0	0	0	1	1	0	0	0	0	2	0	6
TEAM.....								2	5	7							
Totals.....		27	57	3	15	44	57	10	36	46	27	101	13	22	5	7	251

UT Arlington (1-1)	FG-A	3G-A	FT-A	O	D	T	PF	Pts	A	TO	B	S	Min.				
00 Haynes, Marquez.....	*g	10	27	1	5	8	11	1	6	7	4	29	4	1	1	1	42
04 Moffitt, Tommy.....	*g	5	11	2	3	2	4	5	3	8	3	14	0	2	1	1	30
23 Long, Brandon.....	*g	9	20	3	8	7	8	3	5	8	4	28	3	2	1	2	42
31 Reed, LaMarcus.....	*g	6	12	0	2	3	4	1	3	4	3	15	2	3	0	2	37
55 Reves, Jordan.....	*g	0	1	0	0	0	0	0	1	1	5	0	0	0	1	1	15
02 Gentry, Dwight.....	g	0	0	0	0	0	0	0	1	1	3	0	1	0	0	1	15
10 Davis, J.D.....	g	0	3	0	0	0	0	0	0	0	0	5	0	0	1	0	16
12 Miller, Jon.....	g	2	5	1	3	2	2	0	0	0	0	4	7	0	3	0	17
20 Williams, Armani.....	g	1	2	0	0	0	0	0	0	0	2	2	0	0	0	0	4
24 Awange, Ishmael.....	g	1	2	0	0	0	1	2	1	3	2	2	0	0	2	2	15
25 Catlett, Cameron.....	g	1	1	0	0	0	0	2	1	3	1	2	3	2	0	1	18
TEAM.....								2	4	6							
Totals.....		35	84	7	21	22	30	16	25	41	36	99	13	16	6	10	250

	1st	2nd	OT	Tot	FG%	3FG%	FT%	FBR	Paint	P-TO	2nd	Bnch
North Texas	34	48	19	101	47.4	20.0	77.2	4	46	21	15	25
UTA	40	42	17	101	41.7	33.3	73.3	16	46	27	18	13

Officials: Kerry Sitton, Rodrick Sutton, Brad Gaston  
Attendance: 1,404



## NORTH TEXAS 68 at OKLAHOMA STATE 82

Gallagher-Iba Arena • Stillwater, Okla. • 11/21/09

North Texas (2-1)	FG-A	3G-A	FT-A	O	D	T	PF	Pts	A	TO	B	S	Min.				
04 Odufuwa, George.....	f	4	8	0	0	3	4	1	6	7	1	11	1	2	1	0	34
25 Tramiel, Eric.....	f	7	14	1	3	1	1	0	3	3	5	16	0	0	1	0	32
10 White, Josh.....	g	1	6	0	3	2	2	0	1	1	1	4	5	4	0	0	35
21 Shorter, Shannon.....	g	2	5	1	1	2	2	2	1	3	3	7	1	2	0	1	17
23 Thomas, Richard.....	g	1	3	1	3	2	2	1	1	2	1	5	1	1	2	0	21
01 Johnson, Dominique.....	g	2	6	0	1	5	6	0	3	3	1	9	1	0	0	0	19
03 Williams, Alzee.....	g	0	0	0	0	0	0	0	0	0	1	0	0	1	0	0	3
14 Thompson, Tristan.....	g	2	6	1	2	0	0	3	2	5	2	5	1	2	0	0	15
20 Mangrum, Collin.....	g	2	2	1	1	0	0	0	1	1	1	5	0	1	0	0	10
30 Holmen, Jacob.....	g	3	8	0	2	0	1	3	5	8	2	6	1	0	0	1	13
42 Spencer, Cameron.....	g	0	1	0	0	0	0	0	0	0	1	0	0	0	0	0	1
TEAM.....								2	2								
Totals.....		24	59	5	16	15	18	12	23	35	19	68	11	13	4	2	200

Oklahoma State (3-0)	FG-A	3G-A	FT-A	O	D	T	PF	Pts	A	TO	B	S	Min.					
33 Moses, Marshall.....	f	5	9	0	0	0	1	1	8	9	3	10	2	1	1	0	28	
02 Muonelo, Obi.....	g	5	13	0	4	7	8	3	4	7	2	17	4	4	1	2	32	
12 Page, Keiton.....	g	5	10	3	5	0	0	0	1	1	4	13	1	0	0	0	32	
14 Penn, Ray.....	g	1	2	1	2	1	2	0	0	0	1	4	4	1	0	1	35	
23 Anderson, James.....	g	8	13	3	5	6	7	1	8	9	1	25	1	0	1	1	34	
01 Shaw, Jarred.....	g	0	0	0	0	0	0	0	0	0	0	1	0	0	0	1	0	1
21 Gulley, Fred.....	g	0	1	0	0	0	0	0	3	3	1	0	2	0	0	0	19	
31 Pilgrim, Matt.....	g	4	5	0	0	1	2	1	1	2	4	9	0	3	2	0	13	
32 Franklin, Roger.....	g	2	3	0	1	0	0	0	0	0	1	4	0	0	0	0	6	
TEAM.....								1	1	2								
Totals.....		30	56	7	17	15	20	7	26	33	18	82	14	9	6	4	200	

	1st	2nd	Tot	FG%	3FG%	FT%	Paint	P-TO	2nd	Break	Bench
North Texas	32	36	68	40.7	31.3	83.3	28	10	10	2	25
OSU	44	38	82	53.6	41.2	75.0	26	17	6	10	13

Officials: Ed Hightower, Randy Heimerman, John Moore  
Attendance: 10,888



## JACKSON STATE 58 at NORTH TEXAS 68

The Super Pit • Denton, Texas • 11/24/09

North Texas (3-1)	FG-A	3G-A	FT-A	O	D	T	PF	Pts	A	TO	B	S	Min.				
04 Odufuwa, George.....	f	4	8	0	0	3	7	4	7	11	2	11	0	1	2	2	36
25 Tramiel, Eric.....	f	6	9	0	1	3	5	1	4	5	5	15	0				

**NORTH TEXAS vs. UALR**

**8-4 OVERALL, 1-1 SUN BELT WEST**



**NORTH TEXAS 73 at BOISE STATE 79**  
Taco Bell Arena • Boise, Idaho • 11/28/09

North Texas (3-2)	FG-A	3G-A	FT-A	O	D	T	PF	Pts	A	TO	B	S	Min.				
04 Odufuwa, George.....	f	2	4	0	1	2	2	2	4	3	5	3	3	0	17		
25 Tramiel, Eric.....	f	5	8	2	3	2	5	0	4	4	3	14	1	2	1	33	
10 White, Josh.....	g	9	16	3	7	2	2	0	3	3	2	23	6	3	0	34	
14 Thompson, Tristan.....	g	2	7	2	4	1	2	0	4	4	1	7	1	1	0	24	
23 Thomas, Richard.....	g	3	11	1	6	0	0	1	1	2	2	7	2	6	1	2	31
03 Williams, Alzee.....	g	0	2	0	1	0	0	0	0	0	0	0	0	0	0	7	
15 Knox, Ben.....	g	2	2	0	0	0	0	1	0	1	0	4	1	1	0	4	
20 Mangrum, Collin.....	g	2	3	0	0	0	1	0	0	0	2	4	0	0	0	16	
21 Shorter, Shannon.....	g	0	2	0	0	0	0	2	2	0	0	0	1	0	0	8	
30 Holmen, Jacob.....	g	3	5	1	1	0	0	0	1	1	1	7	0	0	0	7	
42 Spencer, Cameron.....	g	1	2	0	0	0	0	3	5	8	0	2	1	1	1	19	
TEAM.....								4	2	6							
Totals.....		29	62	9	22	6	12	11	24	35	14	73	15	18	3	200	

Boise State (4-2)	FG-A	3G-A	FT-A	O	D	T	PF	Pts	A	TO	B	S	Min.			
03 Okoye, Ike.....	f	5	10	0	0	3	4	1	7	8	3	13	2	2	3	29
21 Arnold, Robert.....	f	6	12	1	2	4	5	3	2	5	0	17	1	1	1	24
50 Cunningham, Kurt.....	c	7	8	0	0	3	3	1	7	8	4	17	1	3	1	26
01 Perryman, Westly.....	g	2	4	0	0	1	2	1	0	1	2	5	3	1	0	24
24 Anderson, La'Shard.....	g	0	5	0	1	1	2	0	1	1	1	1	5	3	1	32
02 Montreal, Daequon.....	g	2	7	1	1	2	2	2	0	2	1	7	0	1	2	16
11 Thomas, Anthony.....	g	3	7	2	3	0	0	0	1	1	1	8	3	2	0	23
25 Noonan, Paul.....	g	3	7	3	4	2	2	1	6	7	0	11	2	2	1	17
32 Moritz, Zack.....	g	0	2	0	0	0	2	2	0	2	1	0	0	0	0	9
TEAM.....								1	1	2						
Totals.....		28	62	7	11	16	22	12	25	37	13	79	17	15	9	200

	1st	2nd	Tot	FG%	3FG%	FT%	Paint	P-TO	2nd	Break	Bench
North Texas	37	36	73	46.8	40.9	50.0	30	25	10	0	17
Boise State	38	41	79	45.2	63.6	72.7	40	19	15	4	26

Officials: Ruben Ramon, Kevin Brill, Jimmy Casas  
Attendance: 2,650



**UNIV. OF THE SOUTHWEST 62 at NORTH TEXAS 91**  
The Super Pit • Denton, Texas • 12/2/09

North Texas (4-2)	FG-A	3G-A	FT-A	O	D	T	PF	Pts	A	TO	B	S	Min.			
04 Odufuwa, George.....	f	1	5	0	0	2	2	3	6	9	3	4	0	4	0	18
30 Holmen, Jacob.....	f	6	10	0	1	5	5	1	1	2	2	17	1	1	0	22
10 White, Josh.....	g	9	11	2	4	1	1	0	2	2	2	21	5	1	0	32
14 Thompson, Tristan.....	g	4	8	3	5	0	1	0	4	4	0	11	1	0	0	23
23 Thomas, Richard.....	g	3	5	2	3	0	0	0	2	2	2	8	1	3	0	19
03 Williams, Alzee.....	g	0	4	0	2	1	2	0	2	2	1	1	1	1	1	16
11 Matlock, Antwone.....	g	0	2	0	2	0	0	0	1	1	0	0	0	0	0	4
12 Goff, Nick.....	g	1	2	0	0	0	0	1	1	2	0	2	1	0	0	3
15 Knox, Ben.....	g	0	0	0	0	0	0	1	0	1	1	0	0	1	0	10
20 Mangrum, Collin.....	g	2	3	1	2	2	2	0	1	1	4	7	1	0	1	15
21 Shorter, Shannon.....	g	4	5	0	0	3	7	4	6	10	1	11	2	0	0	21
33 Hall, Tyler.....	g	1	1	0	0	2	2	0	0	0	0	4	1	0	0	3
42 Spencer, Cameron.....	g	2	3	0	0	1	2	1	3	4	0	5	0	0	0	14
TEAM.....								1	1							
Totals.....		33	59	8	19	17	24	12	29	41	16	91	14	11	2	200

U of the Southwest (2-5)	FG-A	3G-A	FT-A	O	D	T	PF	Pts	A	TO	B	S	Min.				
22 King, Aaron.....	f	2	8	0	4	3	6	0	0	0	3	7	3	3	0	1	25
23 Evans, Demetrius.....	f	15	19	2	2	8	9	1	6	7	2	40	0	3	1	2	37
24 Pope, Brandon.....	f	1	7	0	1	1	1	1	3	4	2	3	1	1	0	0	32
41 Fleming, Okam.....	c	1	1	0	0	0	0	0	2	2	5	2	1	3	1	0	17
05 Lewis, Richie.....	g	4	10	1	5	0	0	0	5	5	1	9	3	2	1	3	31
01 Payne, Jawaan.....	g	0	5	0	4	0	0	0	1	1	1	0	1	0	0	1	26
03 Voigt, Jamie.....	g	0	1	0	0	1	2	1	1	2	0	1	0	1	0	0	12
34 Nelson, Travone.....	g	0	1	0	0	0	0	0	0	0	2	0	0	0	0	0	13
50 Spring, Travis.....	g	0	1	0	0	0	0	0	0	0	2	0	0	1	0	0	7
TEAM.....								1	1								
Totals.....		23	53	3	16	13	18	4	18	22	18	62	9	14	3	7	200

	1st	2nd	Tot	FG%	3FG%	FT%	Paint	P-TO	2nd	Break	Bench
North Texas	50	41	91	55.9	42.1	70.8	44	22	12	12	30
USW	32	30	62	43.4	18.8	72.2	28	13	4	2	1

Officials: Jon Stigliano, Roderick Dixon, Rick Jones  
Attendance: 1,677



**NORTH TEXAS 64 at RICE 62**  
Tudor Fieldhouse • Houston, Texas • 12/5/09

North Texas (5-2)	FG-A	3G-A	FT-A	O	D	T	PF	Pts	A	TO	B	S	Min.				
11 Tramiel, Eric.....	f	3	10	2	5	2	4	2	5	7	3	10	1	3	0	34	
30 Holmen, Jacob.....	f	1	6	0	0	0	0	2	1	3	0	2	0	0	0	11	
10 White, Josh.....	g	2	5	1	1	9	9	0	2	2	1	14	4	3	0	38	
14 Thompson, Tristan.....	g	0	4	0	3	2	2	0	0	0	2	2	0	0	0	18	
23 Thomas, Richard.....	g	1	4	1	4	0	0	1	0	1	4	3	0	1	0	11	
01 Johnson, Dominique.....	g	5	6	3	4	2	2	0	1	1	1	15	3	1	0	2	16
03 Williams, Alzee.....	g	1	2	0	0	0	0	0	1	1	0	2	0	1	0	12	
04 Odufuwa, George.....	g	1	2	0	0	2	5	2	8	10	3	4	0	2	0	28	
20 Mangrum, Collin.....	g	4	8	1	4	3	4	0	3	3	2	12	0	1	1	23	
21 Shorter, Shannon.....	g	0	1	0	1	0	0	0	1	1	0	0	0	0	0	3	
42 Spencer, Cameron.....	g	0	0	0	0	0	0	0	1	1	0	0	0	0	0	6	
TEAM.....								3	3								
Totals.....		18	48	8	22	20	26	7	26	33	16	64	8	12	1	3	200

Rice (4-4)	FG-A	3G-A	FT-A	O	D	T	PF	Pts	A	TO	B	S	Min.				
11 BRAIMOH, Suleiman.....	f	0	1	0	0	0	0	1	2	3	0	0	1	2	0	1	8
15 STANTON, Trey.....	c	2	6	0	2	1	2	0	4	4	3	5	0	3	0	0	28
03 JACKSON, Tamir.....	g	6	13	1	2	0	0	0	8	8	5	13	5	3	0	0	36
04 FRIZZELLE, Connor.....	g	4	10	2	8	0	0	0	0	0	1	10	2	0	0	1	32
33 GHORAM, Lawrence.....	g	3	7	0	0	1	3	2	0	2	3	7	1	1	1	0	23
01 SCHWARZE, Nate.....	g	0	0	0	0	0	0	1	0	1	0	0	0	0	0	0	3
05 HERNDON, Emerson.....	g	2	5	0	0	0	0	1	1	2	2	4	0	1	0	0	10
14 KAZEMI, Arsalan.....	g	3	10	0	0	6	7	6	5	11	4	12	2	1	2	1	29
20 KUIPERS, Lucas.....	g	5	9	1	3	0	0	2	2	4	3	11	0	0	0	0	20
22 HOLLAND, A.J.....	g	0	1	0	0	0	0	0	0	0	1	0	1	0	0	0	11
TEAM.....								1	4	5							
Totals.....		25	62	4	15	8	12	14	26	40	22	62	12	11	3	3	200

	1st	2nd	Tot	FG%	3FG%	FT%	Paint	P-TO	2nd	Break	Bench
North Texas	32	32	64	37							

# NORTH TEXAS vs. UALR

# 8-4 OVERALL, 1-1 SUN BELT WEST



ULM 62 at NORTH TEXAS 79  
The Super Pit • Denton, Texas • 12/13/09

North Texas (6-3, 1-0 SBC)	FG-A	3G-A	FT-A	O	D	T	PF	Pts	A	TO	B	S	Min.				
04 Odufuwa, George.....	f	4	7	0	0	5	9	5	4	9	2	13	3	3	0	33	
25 Tramiel, Eric.....	f	7	9	0	0	2	4	2	3	5	2	16	0	2	1	3	28
10 White, Josh.....	g	4	6	4	5	3	4	1	1	2	2	15	5	3	0	0	37
14 Thompson, Tristan.....	g	7	8	4	4	2	2	0	3	3	2	20	1	3	0	1	32
23 Thomas, Richard.....	g	3	6	0	1	3	4	1	1	2	3	9	3	3	0	0	23
03 Williams, Alzee.....	g	0	4	0	1	0	0	0	0	0	0	0	0	0	0	0	4
15 Knox, Ben.....	g	0	0	0	0	2	0	1	1	0	0	0	0	0	0	0	1
20 Mangrum, Collin.....	g	0	3	0	2	0	0	0	1	1	1	0	0	0	1	0	11
21 Shorter, Shannon.....	g	3	4	0	1	0	0	0	4	4	5	6	3	1	0	1	19
30 Holmen, Jacob.....	g	0	2	0	1	0	0	0	2	2	0	0	0	2	0	1	6
42 Spencer, Cameron.....	g	0	0	0	0	0	0	0	1	1	2	0	2	0	0	1	6
TEAM.....									1	2	3						
Totals.....		28	49	8	15	15	25	10	23	33	21	79	17	18	4	7	200

Warhawks (3-6, 0-1 SBC)	FG-A	3G-A	FT-A	O	D	T	PF	Pts	A	TO	B	S	Min.				
03 Turner, Rudy.....	f	1	1	0	0	1	2	1	2	3	4	3	1	4	0	0	10
22 Gilbert, Lawrence.....	f	3	9	2	7	2	2	0	1	1	3	10	0	1	1	0	17
00 Hooper, Tony.....	g	4	11	2	6	0	0	3	0	3	4	10	0	3	0	1	33
05 Forbes, Dymile.....	g	2	7	0	4	0	0	1	2	3	1	4	1	0	0	1	18
24 Hill, Jarvis.....	g	1	4	0	1	3	3	1	0	1	1	5	0	1	0	2	28
01 Fuselier, Warren.....	g	3	6	0	0	0	0	0	0	0	0	6	1	0	0	1	15
02 Carr, Colby.....	g	1	5	0	0	0	0	2	0	2	0	2	0	1	0	2	12
13 Sykes, Tommie.....	g	3	5	0	0	7	10	4	5	9	2	13	1	5	0	1	29
23 Thomas, Malcolm.....	g	2	6	1	3	1	2	1	2	3	2	6	0	2	0	0	13
41 Ribeiro, Fabio.....	g	0	2	0	0	0	0	0	2	2	2	0	0	1	0	0	14
45 Burt, Rory.....	g	1	2	0	0	1	2	3	3	3	6	3	3	0	0	1	11
TEAM.....									1	1							
Totals.....		21	58	5	21	15	21	17	17	34	22	62	4	18	2	8	200

	1st	2nd	Tot	FG%	3FG%	FT%	Paint	P-TO	2nd	Break	Bench
North Texas	35	44	79	57.1	53.3	60.0	36	24	12	9	6
UALR	33	29	62	36.2	23.8	71.4	22	19	13	6	30

Officials: Curtis Shaw, JB Caldwell, Rick Randall  
Attendance: 1,412



FIU 80 at NORTH TEXAS 70 (OT)  
The Super Pit • Denton, Texas • 12/20/09

North Texas (6-4, 1-1 SBC)	FG-A	3G-A	FT-A	O	D	T	PF	Pts	A	TO	B	S	Min.					
04 Odufuwa, George.....	f	6	7	0	0	0	2	4	4	8	4	12	0	2	4	1	32	
25 Tramiel, Eric.....	f	0	5	0	2	0	3	2	3	5	1	0	1	1	1	0	39	
10 White, Josh.....	g	3	10	2	6	5	10	0	1	1	1	13	3	2	0	0	40	
14 Thompson, Tristan.....	g	8	19	6	11	5	6	1	3	4	4	27	2	2	0	0	37	
23 Thomas, Richard.....	g	3	6	2	5	2	3	1	2	3	5	10	0	2	0	1	25	
03 Williams, Alzee.....	g	0	2	0	2	0	0	0	1	1	1	1	0	0	0	1	10	
15 Knox, Ben.....	g	0	0	0	0	0	0	0	0	0	0	0	0	0	0	0	0	0
20 Mangrum, Collin.....	g	0	2	0	2	2	2	0	2	2	0	2	0	0	0	0	9	
21 Shorter, Shannon.....	g	0	2	0	1	4	4	2	1	3	3	4	3	4	0	1	18	
30 Holmen, Jacob.....	g	1	5	0	1	0	0	3	4	7	0	2	0	1	0	0	15	
TEAM.....									3	1	4							
Totals.....		21	58	10	30	18	30	16	22	38	19	70	9	14	6	3	225	

FIU (4-10, 1-1 SBC)	FG-A	3G-A	FT-A	O	D	T	PF	Pts	A	TO	B	S	Min.				
11 Roberts, Marvin.....	f	7	21	0	5	4	5	2	3	5	2	18	0	1	0	1	37
21 Essola, Cedric.....	f	3	5	0	0	0	1	2	1	3	4	6	0	0	0	1	15
34 Bright, Marlon.....	f	6	11	1	1	0	0	5	5	10	5	13	1	3	0	1	37
01 Watson, Antoine.....	g	4	7	3	3	4	4	2	4	6	5	15	1	2	0	1	22
03 Russell, Tremayne.....	g	0	1	0	0	2	2	0	2	2	3	2	1	0	0	0	15
02 Weaver, Stephon.....	g	1	4	0	1	0	0	1	1	2	2	2	2	1	0	1	31
04 Gary, Phil.....	g	3	5	0	0	0	0	1	0	1	4	6	3	1	0	3	28
05 Kee, Martavis.....	g	0	0	0	0	0	0	0	0	0	0	0	1	0	0	0	7
10 Otero, JC.....	g	6	12	2	7	4	5	2	10	12	3	18	0	1	3	2	33
TEAM.....									6	4	10						
Totals.....		30	66	6	17	14	17	21	30	51	28	80	9	9	3	10	225

	1st	2nd	OT	Tot	FG%	3FG%	FT%	FBR	Paint	P-TO	2nd	Bnch
North Texas	33	44	3	70	36.2	33.3	60.0	8	18	9	11	8
FIU	28	29	13	80	45.5	35.3	82.4	10	30	16	12	26

Officials: David Hall, Curtis Shaw, Mark Whitehead  
Attendance: 2,327



SOUTHEASTERN LOUISIANA 61 at NORTH TEXAS 71  
The Super Pit • Denton, Texas • 12/22/09

North Texas (7-4, 1-1 SBC)	FG-A	3G-A	FT-A	O	D	T	PF	Pts	A	TO	B	S	Min.				
04 Odufuwa, George.....	f	5	11	0	0	2	2	3	4	7	3	12	3	0	2	2	36
25 Tramiel, Eric.....	f	6	10	0	1	7	9	3	5	8	1	19	0	3	1	0	33
10 White, Josh.....	g	3	5	1	3	6	6	0	1	1	1	13	1	3	0	1	33
14 Thompson, Tristan.....	g	5	10	2	5	0	2	0	2	3	12	0	2	0	1	31	
23 Thomas, Richard.....	g	2	8	0	3	3	3	0	5	5	1	7	1	1	0	1	20
03 Williams, Alzee.....	g	1	3	0	2	2	2	0	0	0	0	4	0	1	0	0	7
20 Mangrum, Collin.....	g	0	1	0	1	0	0	0	0	0	2	0	0	0	0	0	9
21 Shorter, Shannon.....	g	1	3	0	1	0	0	0	3	3	1	2	2	1	0	1	20
30 Holmen, Jacob.....	g	1	2	0	1	0	0	0	1	1	3	2	0	1	1	0	11
TEAM.....									1	3	4						
Totals.....		24	53	3	17	20	24	7	24	31	15	71	7	12	4	6	200

Lions (7-4, 0-0 SLC)	FG-A	3G-A	FT-A	O	D	T	PF	Pts	A	TO	B	S	Min.				
11 Tibbs, Robert.....	f	3	8	0	0	1	2	5	4	9	1	7	1	3	0	1	37
21 Ndoumba, David.....	f	6	8	0	0	2	5	2	7	9	1	14	0	3	1	0	29
04 Sullivan, Patrick.....	c	7	11	0	1	0	0	2	4	6	4	14	1	2	1	0	24
05 Fortenberry, Brandon.....	g	1	6	1	2	0	0	0	1	1	1	3	4	1	0	0	34
30 Dixon, Gary.....	g	0	1	0	1	0	0	0	0	0	0	0	1	0	0	0	7
01 Hutchin, Trent.....	g	1	6	0	4	2	2	0	0	0	1	4	0	1	0	1	13
02 Jones, Rodney.....	g	0	3	0	1	0	0	0	0	0	0	0	0	0	0	1	10
10 Johnson, Roosevelt.....	g	0	3	0	0	0	0	2	0	2	4	0	0	2	0	0	9
20 Patterson, Deshawn.....	g	0	0	0	0	0	0	0	3	3	5	0	1	3	0	1	16
23 Forest, Damon.....	g	6	18	2	7	5	6	3	2	5	3	19	1	1	0	1	21
TEAM.....									4	3	7						
Totals.....		24	64	3	16	10	15	18	24	42	20	61	9	16	2	5	200

	1st	2nd	Tot	FG%	3FG%	FT%	Paint	P-TO	2nd	Break	Bench
North Texas	43	28	71	45.3	17.6	83.3	34	15	6	2	8
SLU	29	32	61	37.5	18.8	66.7	34	6	17	2	23

Officials: Troy Raymond, Will Lynde, Jeff Malham  
Attendance: 1,319



TEXAS SOUTHERN 69 at NORTH TEXAS 71  
The Super Pit • Denton, Texas • 12/28/09

North Texas (8-4, 1-1 SBC)	FG-A	3G-A	FT-A	O	D	T	PF	Pts	A	TO	B	S	Min.				
04 Odufuwa, George.....	f	1	2	0	0	4	4	3	4	7	5	6	0	3	0	0	36
25 Tramiel, Eric.....	f	0	1	0	0	0	0	0	1	1	0	0	1	0	0	0	3
10 White, Josh.....	g	5	9	2	4	0	1	0	0	0	0	12	2	2	0	1	37
14 Thompson, Tristan.....	g	7	14	2	6	5	6	0	4	4	3	21	5	1	0	0	37
20 Mangrum, Collin.....	g	3	6	0	1	3	3	0	3	3	0	9	0	3	0	1	27
03 Williams, Alzee.....	g	0	2	0	1	0	0	0	1	1	1	1	0	0	1	0	15
21 Shorter, Shannon.....	g	2	3	0	0	7	9	0	3	3	11	2	1	0	0	19	
23 Thomas, Richard.....	g	0	1	0	1	0	2	0	2	2	0	0	1	1	0	1	4
30 Holmen, Jacob.....	g	5	7	0	0	2	2	0	2	2	0	12	1	2	0	1	30
42 Spencer, Cameron.....																	